

Prosecco DOC Dutch Round, 23-25 July 2021 Results Tissot Superpole Race

Laps 10 = 45,420 Km - Time of Race 15'54.593 - Avg. 171,290 km/h

Pos	Grid	No.	Rider	Nat	Team	Bike	Class	LL	Gap	Rel.	Fastest Lap	Speed	Qualifying	Speed
1	1	1	J. REA	GBR	Kawasaki Racing Team WorldSBK	Kawasaki ZX-10RR		10			1'34.634	283,5	1'33.842	287,2
2	4	21	M. RINALDI	ITA	Aruba.it Racing - Ducati	Ducati Panigale V4 R		10	3.542	3.542	1'34.846	287,2	1'34.067	291,9
3	P 2	54	T. RAZGATLIOGLU	TUR	Pata Yamaha with BRIXX WorldSBK	Yamaha YZF R1		10	3.600	0.058	1'35.055	284,2	1'34.028	286,5
4	P 6	55	A. LOCATELLI	ITA	Pata Yamaha with BRIXX WorldSBK	Yamaha YZF R1		10	4.343	0.743	1'34.940	287,2	1'34.375	286,5
5	3	45	S. REDDING	GBR	Aruba.it Racing - Ducati	Ducati Panigale V4 R		10	4.501	0.158	1'35.069	289,5	1'34.053	289,5
6	5	22	A. LOWES	GBR	Kawasaki Racing Team WorldSBK	Kawasaki ZX-10RR		10	5.215	0.714	1'34.941	286,5	1'34.252	288,0
7	18	66	T. SYKES	GBR	BMW Motorrad WorldSBK Team	BMW M 1000 RR		10	8.010	2.795	1'35.335	285,0	11'54.377	282,7
8	19	31	G. GERLOFF	USA	GRT Yamaha WorldSBK Team	Yamaha YZF R1	IND	10	9.126	1.116	1'35.140	285,7		281,3
9	12	7	C. DAVIES	GBR	Team GoEleven	Ducati Panigale V4 R	IND	10	11.891	2.765	1'35.546	288,8	1'35.002	288,0
10	11	47	A. BASSANI	ITA	Motocorsa Racing	Ducati Panigale V4 R	IND	10	12.103	0.212	1'35.763	288,0	1'34.944	288,8
11	10	53	T. RABAT	ESP	Barni Racing Team	Ducati Panigale V4 R	IND	10	13.553	1.450	1'35.874	289,5	1'34.944	290,3
12	7	91	L. HASLAM	GBR	Team HRC	Honda CBR1000 RR-R		10	15.585	2.032	1'35.809	287,2	1'34.467	288,0
13	13	32	I. VINALES	ESP	Orelac Racing VerdNatura	Kawasaki ZX-10RR	IND	10	20.175	4.590	1'36.359	279,8	1'35.251	282,7
14	14	36	L. MERCADO	ARG	MIE Racing Honda Racing	Honda CBR1000 RR-R	IND	10	23.075	2.900	1'36.726	282,7	1'35.558	285,0
15	16	3	K. NOZANE	JPN	GRT Yamaha WorldSBK Team	Yamaha YZF R1	IND	10	23.130	0.055	1'36.774	282,7	1'36.076	282,0
16	15	9	A. MANTOVANI	ITA	Vince64	Kawasaki ZX-10RR	IND	10	28.596	5.466	1'36.966	279,8	1'36.059	282,7
17	17	84	L. CRESSON	BEL	OUTDO TPR Team Pedercini Racing	Kawasaki ZX-10RR	IND	10	43.204	14.608	1'38.603	274,1	1'37.156	276,9
18	9	19	A. BAUTISTA	ESP	Team HRC	Honda CBR1000 RR-R		10	1'08.267	25.063	1'36.161	285,7	1'34.791	291,1
-----Not Classified-----														
RET	8	60	M. VAN DER MARK	NED	BMW Motorrad WorldSBK Team	BMW M 1000 RR		0				282,7	1'34.786	286,5

AIR	Humidity:	77%	Temp:	22°C
TRACK	Condition:	Dry	Temp:	30°C

Records	Pole (SP2)	2017	J.Rea	1'33.505	174,87 Km/h
	Race (RC2)	2019	A.Bautista	1'34.564	172,91 Km/h
	All Times (SP2)	2017	J.Rea	1'33.505	174,87 Km/h
Race Fastest Lap		Lap 6	J.Rea	1'34.634	172,78 Km/h

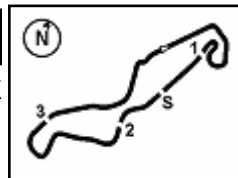
LAP LEADERS				
No.	Rider	From	To	Total
21	M. RINALDI	1	2	2
1	J. REA	3	10	8

TOTAL LEADER LAPS		
No.	Rider	Laps
1	J. REA	85
54	T. RAZGATLIOGLU	67
45	S. REDDING	50
21	M. RINALDI	33

Start 25/07/2021 11:10 End 11:28 The results are provisional until the end of the time limit for protests and appeals and the completion of the technical checks.

These data/results cannot be reproduced, stored and/or transmitted in whole or in part by any manner of electronic, mechanical, photocopying, recording, broadcasting or otherwise now known or herein after developed without the previous express consent by the copyright owner, except for reproduction in daily press and regular printed publications on sale to the public within 60 days of the event related to those data/results and always provided that copyright symbol appears together as follows below.

© DORNA WSBK ORGANIZATION Srl 2021



Prosecco DOC Dutch Round, 23-25 July 2021 Results Tissot Superpole Race

Race Highlights

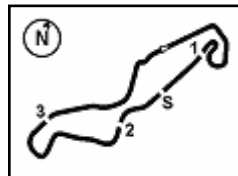
Time	No. Rider	Description
11.07.59		Warm-up Lap Start
11.10.14		Start
11.11.22		No Jump Start
11.11.42	60 van der Mark	Crashed - Turn 12
11.11.56	19 Bautista	Crashed - Turn 17
11.12.20	19 Bautista	Re-joined
11.12.41	60 van der Mark	Not Actively Competing
11.23.17	54 Razgatlioglu	Track Limits Warning
11.27.04		Podium under investigation
11.32.21	54 Razgatlioglu	Penalized to Drop 1 Position - Exceeded Track Limits T18
11.32.21	55 Locatelli	Penalized to Drop 1 Position - Exceeded Track Limits T18
11.32.36		Results Confirmed
11.33.03		End Of Session

Start End The results are provisional until the end of the time limit for protests and appeals
25/07/2021 11:10 11:28 and the completion of the technical checks.

These data/results cannot be reproduced, stored and/or transmitted in whole or in part by any manner of electronic, mechanical, photocopying, recording, broadcasting or otherwise now known or herein after developed without the previous express consent by the copyright owner, except for reproduction in daily press and regular printed publications on sale to the public within 60 days of the event related to those data/results and always provided that copyright symbol appears together as follows below.

© DORNA WSBK ORGANIZATION Srl 2021





TT Circuit Assen 4.542 m

Prosecco DOC Dutch Round, 23-25 July 2021 Championship Standings

1 / 2

Points	Points From First	Points From Previous	May 23		May 30		June 13		July 4		July 25		August 8		August 22		September 5		September 19		September 26		October 3		October 16		November 14	
			ARAGON	ESTORIL	MISANO	DONINGTON	ASSEN	MOST	NAVARRA	MAGNY-COURS	BARCELONA	JEREZ	PORTIMAO	VILLICUM	MANDALIKA													
1	REA Jonathan (GBR)	218	25	20	16	25	16	16	20	25																		
2	RAZGATLIOGLU Toprak (TUR)	206	12	16	10	20	16	20	25	25	16																	
3	REDDING Scott (GBR)	142	76	64	13	25	25	13	13	13	20																	
4	LOWES Alex (GBR)	118	100	24	20	16	13	11	10	16	10																	
5	GERLOFF Garrett (USA)	105	113	13	7	9	13	4	11	9	20	10																
6	RINALDI Michael Ruben (ITA)	103	115	2	9	11	5	25	20	4	8	9																
7	SYKES Tom (GBR)	101	117	2	10	13	2	8	8	4	13	16	9															
8	VAN DER MARK Michael (NED)	94	124	7	5	11	9	10	6	6	11	11	13															
9	DAVIES Chaz (GBR)	72	146	22	11	10	20		5	9	7	7																
10	LOCATELLI Andrea (ITA)	68	150	4	6	7	6	11	7	7	5	11																
11	BAUTISTA Alvaro (ESP)	57	161	11	5	8	9	10	8	8	6																	
12	BASSANI Axel (ITA)	53	165	4	4	2	5	5	9	9	6	3	6															
13	HASLAM Leon (GBR)	49	169	4	8	4	4	2	10	7	8																	
14	MAHIAS Lucas (FRA)	36	182	13	1	6	3	2	5	5	7	4																
15	RABAT Tito (ESP)	18	200	18		7	6	1	2	2																		
16	NOZANE Kohta (JPN)	17	201	1	2	4	1	3	3	3																		
17	LAVERTY Eugene (IRL)	14	204	3		7	2		1	3	1																	
18	VINALES Isaac (ESP)	13	205	1	3	3	1		1	5																		
19	FOLGER Jonas (GER)	8	210	5	8																							
20	MERCADO Leandro (ARG)	4	214	4						4																		
21	CRESSON Loris (BEL)	3	215	1						3																		
22	MANTOVANI Andrea (ITA)	2	216	1						2																		
23	MOSSEY Luke (GBR)	2	216	0					2																			
24	PONSSON Christophe (FRA)	1	217	1	1																							

25/07/2021

These data/results cannot be reproduced, stored and/or transmitted in whole or in part by any manner of electronic, mechanical, photocopying, recording, broadcasting or otherwise now known or herein after developed without the previous express consent by the copyright owner, except for reproduction in daily press and regular printed publications on sale to the public within 60 days of the event related to those data/results and always provided that copyright symbol appears together as follows below.

© DORNA WSBK ORGANIZATION Srl 2021

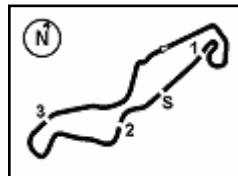
FICR PERUGIA TIMING



Official Tyre Supplier



Official Timekeeper



Prosecco DOC Dutch Round, 23-25 July 2021 Championship Standings

TT Circuit Assen 4.542 m

2 / 2

Points	Points From First	Points From Previous	Independent Riders														
			May 23 ARAGON	May 30 ESTORIL	June 13 MISANO	July 4 DONINGTON	July 25 ASSEN	August 8 MOST	August 22 NAVARRA	September 5 MAGNY-COURS	September 19 BARCELONA	September 26 JEREZ	October 3 PORTIMAO	October 16 VILLICUM	November 14 MANDALIKA		
1	GERLOFF Garrett (USA)	105	7 9	13 6	4 11	9 20	10 2										
2	DAVIES Chaz (GBR)	72 33	11 6	10 20		5 9	7 1										
3	BASSANI Axel (ITA)	53 52 19	4 2	5 5	9 9	6 3	6										
4	MAHIAS Lucas (FRA)	36 69 17	1 6	3 2	5 5	7 4	3										
5	RABAT Tito (ESP)	18 87 18		7 6	1 2	2											
6	NOZANE Kohta (JPN)	17 88 1	2 4	1 3	3 3												
7	LAVERTY Eugene (IRL)	14 91 3		7 2	1	3 1											
8	VINALES Isaac (ESP)	13 92 1	3 3	1		1	5										
9	FOLGER Jonas (GER)	8 97 5	8														
10	MERCADO Leandro (ARG)	4 101 4				4											
11	CRESSON Loris (BEL)	3 102 1				3											
12	MANTOVANI Andrea (ITA)	2 103 1				2											
13	MOSSEY Luke (GBR)	2 103 0				2											
14	PONSSON Christophe (FRA)	1 104 1	1														

25/07/2021

These data/results cannot be reproduced, stored and/or transmitted in whole or in part by any manner of electronic, mechanical, photocopying, recording, broadcasting or otherwise now known or herein after developed without the previous express consent by the copyright owner, except for reproduction in daily press and regular printed publications on sale to the public within 60 days of the event related to those data/results and always provided that copyright symbol appears together as follows below.

© DORNA WSBK ORGANIZATION Srl 2021

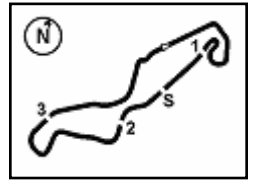
FICR PERUGIA TIMING



Official Tyre Supplier



Official Timekeeper



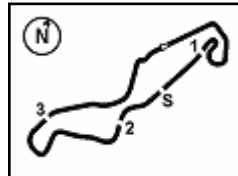
TT Circuit Assen 4.542 m

Prosecco DOC Dutch Round, 23-25 July 2021 Starting Grid - Race 2 (21 Laps x 4,542 km = 95,382 km)

1	1	1 REA J. Kawasaki	2	21 RINALDI M. Ducati	3	54 RAZGATLIOGLU T. Yamaha
2	4	55 LOCATELLI A. Yamaha	5	45 REDDING S. Ducati	6	22 LOWES A. Kawasaki
3	7	66 SYKES T. BMW	8	31 GERLOFF G. Yamaha	9	7 DAVIES C. Ducati
4	10	91 HASLAM L. Honda	11	60 VAN DER MARK M. BMW	12	19 BAUTISTA A. Honda
5	13	53 RABAT T. Ducati	14	47 BASSANI A. Ducati	15	32 VINALES I. Kawasaki
6	16	36 MERCADO L. Honda	17	9 MANTOVANI A. Kawasaki	18	3 NOZANE K. Yamaha
7	19	84 CRESSON L. Kawasaki				

25/07/2021 The Race Director

These data/results cannot be reproduced, stored and/or transmitted in whole or in part by any manner of electronic, mechanical, photocopying, recording, broadcasting or otherwise now known or herein after developed without the previous express consent by the copyright owner, except for reproduction in daily press and regular printed publications on sale to the public within 60 days of the event related to those data/results and always provided that copyright symbol appears together as follows below. © DORNA WSBK ORGANIZATION Srl 2021



TT Circuit Assen 4.542 m

1 / 3

Prosecco DOC Dutch Round, 23-25 July 2021
Lap Chart Tissot Superpole Race

		Lap									
	1	2	3	4	5	6	7	8	9	10	
1	21	21	1	1	1	1	1	1	1	1	1
2	1	1	21	21	21	21	21	21	21	21	54
3	54	45	45	45	45	45	54	54	54	55	55
4	45	54	54	54	54	54	45	55	55	21	
5	55	55	55	55	55	55	55	45	45	45	
6	22	22	22	22	22	22	22	22	22	22	
7	53	53	53	66	66	66	66	66	66	66	
8	66	66	66	53	53	31	31	31	31	31	
9	47	7	7	7	7	7	7	7	7	7	
10	7	47	47	31	31	47	47	47	47	47	
11	32	31	31	47	47	53	53	53	53	53	
12	91	91	91	91	91	91	91	91	91	91	
13	3	32	32	32	32	32	32	32	32	32	
14	31	3	3	36	36	36	36	36	36	36	
15	9	36	36	3	3	3	3	3	3	3	
16	36	9	9	9	9	9	9	9	9	9	
17	84	84	84	84	84	84	84	84	84	84	
18	19	19	19	19	19	19	19	19	19	19	

Final Result		
1	1 J. REA	Laps 10
2	21 M. RINALDI	3.542
3	54 T. RAZGATLIOGLU (P)	3.600
4	55 A. LOCATELLI (P)	4.343
5	45 S. REDDING	4.501
6	22 A. LOWES	5.215
7	66 T. SYKES	8.010
8	31 G. GERLOFF	9.126
9	7 C. DAVIES	11.891
10	47 A. BASSANI	12.103
11	53 T. RABAT	13.553
12	91 L. HASLAM	15.585
13	32 I. VINALES	20.175
14	36 L. MERCADO	23.075
15	3 K. NOZANE	23.130
16	9 A. MANTOVANI	28.596
17	84 L. CRESSON	43.204
18	19 A. BAUTISTA	1'08.267
RET	60 M. VAN DER MARK	

25/07/2021

These data/results cannot be reproduced, stored and/or transmitted in whole or in part by any manner of electronic, mechanical, photocopying, recording, broadcasting or otherwise now known or herein after developed without the previous express consent by the copyright owner, except for reproduction in daily press and regular printed publications on sale to the public within 60 days of the event related to those data/results and always provided that copyright symbol appears together as follows below.

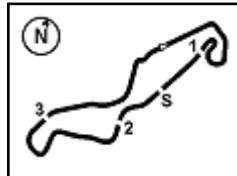
© DORNA WSBK ORGANIZATION Srl 2021

PIRELLI PERIGIA TIMING


Official Tyre Supplier



Official Timekeeper



TT Circuit Assen 4.542 m

2 / 3

Prosecco DOC Dutch Round, 23-25 July 2021
Lap Chart Tissot Superpole Race
Lap 1

1	21	M.Rinaldi	1'39.668
2	1	J.Rea	0.058
3	54	T.Razgatioglu	0.268
4	45	S.Redding	0.567
5	55	A.Locatelli	0.783
6	22	A.Lowes	1.716
7	53	T.Rabat	2.759
8	66	T.Sykes	2.988
9	47	A.Bassani	3.404
10	7	C.Davies	3.483
11	32	I.Vinales	3.683
12	91	L.Haslam	3.870
13	3	K.Nozone	3.974
14	31	G.Gerloff	4.030
15	9	A.Mantovani	4.617
16	36	L.Mercado	4.877
17	84	L.Cresson	6.427
18	19	A.Bautista	43.153

Lap 2

1	21	M.Rinaldi	3'14.761
2	1	J.Rea	0.037
3	45	S.Redding	0.543
4	54	T.Razgatioglu	0.656
5	55	A.Locatelli	1.247
6	22	A.Lowes	1.574
7	53	T.Rabat	3.540
8	66	T.Sykes	3.649
9	7	C.Davies	3.936
10	47	A.Bassani	4.397
11	31	G.Gerloff	5.558
12	91	L.Haslam	5.949
13	32	I.Vinales	5.953
14	3	K.Nozone	6.198
15	36	L.Mercado	6.668
16	9	A.Mantovani	6.784
17	84	L.Cresson	11.179
18	19	A.Bautista	55.358

Lap 3

1	1	J.Rea	4'49.875
2	21	M.Rinaldi	0.424
3	45	S.Redding	0.508
4	54	T.Razgatioglu	0.711
5	55	A.Locatelli	1.157
6	22	A.Lowes	1.426
7	53	T.Rabat	4.405
8	66	T.Sykes	4.458
9	7	C.Davies	4.630
10	47	A.Bassani	5.361
11	31	G.Gerloff	5.684
12	91	L.Haslam	7.255
13	32	I.Vinales	7.458
14	3	K.Nozone	8.073
15	36	L.Mercado	8.280
16	9	A.Mantovani	8.636
17	84	L.Cresson	15.467
18	19	A.Bautista	57.788

Lap 4

1	1	J.Rea	6'24.713
2	21	M.Rinaldi	0.852
3	45	S.Redding	0.918
4	54	T.Razgatioglu	1.132
5	55	A.Locatelli	1.552
6	22	A.Lowes	1.811
7	66	T.Sykes	5.198
8	53	T.Rabat	5.658
9	7	C.Davies	5.790
10	31	G.Gerloff	6.430
11	47	A.Bassani	6.552
12	91	L.Haslam	8.620
13	32	I.Vinales	9.050

14	36	L.Mercado	10.601
15	3	K.Nozone	10.848
16	9	A.Mantovani	11.080
17	84	L.Cresson	19.252
18	19	A.Bautista	59.396

Lap 5

1	1	J.Rea	7'59.605
2	21	M.Rinaldi	0.806
3	45	S.Redding	1.415
4	54	T.Razgatioglu	1.590
5	55	A.Locatelli	1.880
6	22	A.Lowes	2.318
7	66	T.Sykes	5.812
8	53	T.Rabat	6.920
9	7	C.Davies	6.983
10	31	G.Gerloff	7.131
11	47	A.Bassani	7.591
12	91	L.Haslam	9.901
13	32	I.Vinales	10.517
14	36	L.Mercado	12.500
15	3	K.Nozone	12.841
16	9	A.Mantovani	13.732
17	84	L.Cresson	23.335
18	19	A.Bautista	1'01.070

Lap 6

1	1	J.Rea	9'34.239
2	21	M.Rinaldi	1.104
3	45	S.Redding	1.870
4	54	T.Razgatioglu	2.036
5	55	A.Locatelli	2.186
6	22	A.Lowes	2.625
7	66	T.Sykes	6.513
8	31	G.Gerloff	8.070
9	7	C.Davies	8.458
10	47	A.Bassani	8.720
11	53	T.Rabat	9.621
12	91	L.Haslam	11.124
13	32	I.Vinales	12.271
14	36	L.Mercado	14.781
15	3	K.Nozone	15.111
16	9	A.Mantovani	16.456
17	84	L.Cresson	27.304
18	19	A.Bautista	1'02.734

Lap 7

1	1	J.Rea	11'09.055
2	21	M.Rinaldi	1.682
3	54	T.Razgatioglu	2.626
4	45	S.Redding	2.886
5	55	A.Locatelli	3.026
6	22	A.Lowes	3.270
7	66	T.Sykes	7.258
8	31	G.Gerloff	8.818
9	7	C.Davies	9.985
10	47	A.Bassani	10.057
11	53	T.Rabat	10.785
12	91	L.Haslam	12.117
13	32	I.Vinales	14.384
14	36	L.Mercado	17.164
15	3	K.Nozone	17.768
16	9	A.Mantovani	19.454
17	84	L.Cresson	31.400
18	19	A.Bautista	1'04.079

Lap 8

1	1	J.Rea	12'44.241
2	21	M.Rinaldi	2.067
3	54	T.Razgatioglu	2.731
4	55	A.Locatelli	3.099
5	45	S.Redding	3.483
6	22	A.Lowes	3.845
7	66	T.Sykes	7.517

8	31	G.Gerloff	8.963
9	7	C.Davies	10.678
10	47	A.Bassani	10.829
11	53	T.Rabat	11.643
12	91	L.Haslam	12.755
13	32	I.Vinales	16.071
14	36	L.Mercado	19.186
15	3	K.Nozone	19.613
16	9	A.Mantovani	22.130
17	84	L.Cresson	35.795
18	19	A.Bautista	1'05.205

Lap 9

1	1	J.Rea	14'19.413
2	21	M.Rinaldi	2.470
3	54	T.Razgatioglu	2.614
4	55	A.Locatelli	3.066
5	45	S.Redding	3.968
6	22	A.Lowes	4.130
7	66	T.Sykes	7.690
8	31	G.Gerloff	9.166
9	7	C.Davies	11.192
10	47	A.Bassani	11.494
11	53	T.Rabat	12.441
12	91	L.Haslam	13.641
13	32	I.Vinales	18.128
14	36	L.Mercado	21.109
15	3	K.Nozone	21.215
16	9	A.Mantovani	25.280
17	84	L.Cresson	39.721
18	19	A.Bautista	1'06.738

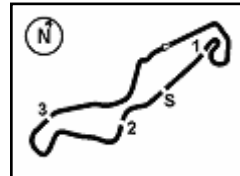
Lap 10

1	1	J.Rea	15'54.593
2	54	T.Razgatioglu	2.875
3	55	A.Locatelli	3.343
4	21	M.Rinaldi	3.542
5	45	S.Redding	4.501
6	22	A.Lowes	5.215
7	66	T.Sykes	8.010
8	31	G.Gerloff	9.126
9	7	C.Davies	11.891
10	47	A.Bassani	12.103
11	53	T.Rabat	13.553
12	91	L.Haslam	15.585
13	32	I.Vinales	20.175
14	36	L.Mercado	23.075
15	3	K.Nozone	23.130
16	9	A.Mantovani	28.596
17	84	L.Cresson	43.204
18	19	A.Bautista	1'08.267

25/07/2021

These data/results cannot be reproduced, stored and/or transmitted in whole or in part by any manner of electronic, mechanical, photocopying, recording, broadcasting or otherwise now known or herein after developed without the previous express consent by the copyright owner, except for reproduction in daily press and regular printed publications on sale to the public within 60 days of the event related to those data/results and always provided that copyright symbol appears together as follows below.

© DORNA WSBK ORGANIZATION Srl 2021


Prosecco DOC Dutch Round, 23-25 July 2021
Lap Chart Tissot Superpole Race
Race Pace Comparison

	1 Rea	21 Rin	54 Raz	55 Loc	45 Red	22 Low	66 Syk	31 Ger	7 Dav	47 Bas	53 Rab	91 Has	32 Vin	36 Mer
1	1'39.726	1'39.668	1'39.936	1'40.451	1'40.235	1'41.384	1'42.656	1'43.698	1'43.151	1'43.072	1'42.427	1'43.538	1'43.351	1'44.545
2	1'35.072	1'35.093	1'35.481	1'35.557	1'35.069	1'34.951	1'35.754	1'36.621	1'35.546	1'36.086	1'35.874	1'37.172	1'37.363	1'36.884
3	1'35.077	1'35.538	1'35.169	1'35.024	1'35.079	1'34.966	1'35.923	1'35.240	1'35.808	1'36.078	1'35.979	1'36.420	1'36.619	1'36.726
4	1'34.838	1'35.266	1'35.259	1'35.233	1'35.248	1'35.223	1'35.578	1'35.584	1'35.998	1'36.029	1'36.091	1'36.203	1'36.430	1'37.159
5	1'34.892	1'34.846	1'35.350	1'35.220	1'35.389	1'35.399	1'35.506	1'35.593	1'36.085	1'35.931	1'36.154	1'36.173	1'36.359	1'36.791
6	1'34.634	1'34.932	1'35.080	1'34.940	1'35.089	1'34.941	1'35.335	1'35.573	1'36.109	1'35.763	1'37.335	1'35.857	1'36.388	1'36.915
7	1'34.816	1'35.394	1'35.406	1'35.656	1'35.832	1'35.461	1'35.561	1'35.564	1'36.343	1'36.153	1'35.980	1'35.809	1'36.929	1'37.199
8	1'35.186	1'35.571	1'35.291	1'35.259	1'35.783	1'35.761	1'35.445	1'35.331	1'35.879	1'35.958	1'36.044	1'35.824	1'36.873	1'37.208
9	1'35.172	1'35.575	1'35.055	1'35.139	1'35.657	1'35.457	1'35.345	1'35.375	1'35.686	1'35.837	1'35.970	1'36.058	1'37.229	1'37.095
10	1'35.180	1'36.252	1'35.441	1'35.457	1'35.713	1'36.265	1'35.500	1'35.140	1'35.879	1'35.789	1'36.292	1'37.124	1'37.227	1'37.146

	3 Noz	9 Man	84 Cre	19 Bau
1	1'43.642	1'44.285	1'46.095	2'22.821
2	1'37.317	1'37.260	1'39.845	1'47.298
3	1'36.989	1'36.966	1'39.402	1'37.544
4	1'37.613	1'37.282	1'38.623	1'36.446
5	1'36.885	1'37.544	1'38.975	1'36.566
6	1'36.904	1'37.358	1'38.603	1'36.298
7	1'37.473	1'37.814	1'38.912	1'36.161
8	1'37.031	1'37.862	1'39.581	1'36.312
9	1'36.774	1'38.322	1'39.098	1'36.705
10	1'37.095	1'38.496	1'38.663	1'36.709

25/07/2021

These data/results cannot be reproduced, stored and/or transmitted in whole or in part by any manner of electronic, mechanical, photocopying, recording, broadcasting or otherwise now known or herein after developed without the previous express consent by the copyright owner, except for reproduction in daily press and regular printed publications on sale to the public within 60 days of the event related to those data/results and always provided that copyright symbol appears together as follows below.

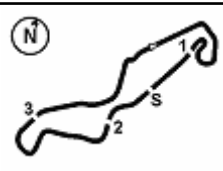
© DORNA WSBK ORGANIZATION Srl 2021

FIGR PERUGIA TIMING


Official Tyre Supplier



Official Timekeeper



Prosecco DOC Dutch Round, 23-25 July 2021 Best Sectors & Speed Tissot Superpole Race

RESULTS

Pos	Rank	Name	Motorcycle	Laps
1	1	J. REA	Kawasaki ZX-10RR	10
2	21	M. RINALDI	Ducati Panigale V4 R	3.542
3	54	T. RAZGATLIOGLU	Yamaha YZF R1	3.600
4	55	A. LOCATELLI	Yamaha YZF R1	4.343
5	45	S. REDDING	Ducati Panigale V4 R	4.501
6	22	A. LOWES	Kawasaki ZX-10RR	5.215
7	66	T. SYKES	BMW M 1000 RR	8.010
8	31	G. GERLOFF	Yamaha YZF R1	9.126
9	7	C. DAVIES	Ducati Panigale V4 R	11.891
10	47	A. BASSANI	Ducati Panigale V4 R	12.103
11	53	T. RABAT	Ducati Panigale V4 R	13.553
12	91	L. HASLAM	Honda CBR1000 RR-R	15.585
13	32	I. VINALES	Kawasaki ZX-10RR	20.175
14	36	L. MERCADO	Honda CBR1000 RR-R	23.075
15	3	K. NOZANE	Yamaha YZF R1	23.130
16	9	A. MANTOVANI	Kawasaki ZX-10RR	28.596
17	84	L. CRESSON	Kawasaki ZX-10RR	43.204
18	19	A. BAUTISTA	Honda CBR1000 RR-R	1'08.267
RET	60	M. VAN DER MARK	BMW M 1000 RR	

SPEED

Pos	Rank	Name	Motorcycle	Speed
1	45	S. REDDING	Ducati Panigale V4 R	289,5
2	53	T. RABAT	Ducati Panigale V4 R	289,5
3	7	C. DAVIES	Ducati Panigale V4 R	288,8
4	47	A. BASSANI	Ducati Panigale V4 R	288,0
5	91	L. HASLAM	Honda CBR1000 RR-R	287,2
6	21	M. RINALDI	Ducati Panigale V4 R	287,2
7	55	A. LOCATELLI	Yamaha YZF R1	287,2
8	22	A. LOWES	Kawasaki ZX-10RR	286,5
9	31	G. GERLOFF	Yamaha YZF R1	285,7
10	19	A. BAUTISTA	Honda CBR1000 RR-R	285,7
11	66	T. SYKES	BMW M 1000 RR	285,0
12	54	T. RAZGATLIOGLU	Yamaha YZF R1	284,2
13	1	J. REA	Kawasaki ZX-10RR	283,5
14	60	M. VAN DER MARK	BMW M 1000 RR	282,7
15	3	K. NOZANE	Yamaha YZF R1	282,7
16	36	L. MERCADO	Honda CBR1000 RR-R	282,7
17	32	I. VINALES	Kawasaki ZX-10RR	279,8
18	9	A. MANTOVANI	Kawasaki ZX-10RR	279,8
19	84	L. CRESSON	Kawasaki ZX-10RR	274,1

SEG. 1

1	1	J. REA	31.137
2	31	G. GERLOFF	31.180
3	22	A. LOWES	31.186
4	54	T. RAZGATLIOGLU	31.258
5	45	S. REDDING	31.263
6	55	A. LOCATELLI	31.272
7	21	M. RINALDI	31.277
8	53	T. RABAT	31.355
9	66	T. SYKES	31.390
10	7	C. DAVIES	31.395
11	91	L. HASLAM	31.461
12	19	A. BAUTISTA	31.537
13	47	A. BASSANI	31.576
14	32	I. VINALES	31.611
15	36	L. MERCADO	31.629
16	3	K. NOZANE	31.658
17	9	A. MANTOVANI	31.932
18	84	L. CRESSON	32.223
19	60	M. VAN DER MARK	36.672

SEG. 2

1	7	C. DAVIES	14.114
2	1	J. REA	14.160
3	22	A. LOWES	14.170
4	45	S. REDDING	14.174
5	21	M. RINALDI	14.190
6	47	A. BASSANI	14.214
7	66	T. SYKES	14.217
8	31	G. GERLOFF	14.218
9	55	A. LOCATELLI	14.232
10	54	T. RAZGATLIOGLU	14.237
11	53	T. RABAT	14.265
12	91	L. HASLAM	14.301
13	32	I. VINALES	14.499
14	19	A. BAUTISTA	14.528
15	36	L. MERCADO	14.569
16	60	M. VAN DER MARK	14.581
17	9	A. MANTOVANI	14.587
18	3	K. NOZANE	14.621
19	84	L. CRESSON	14.950

SEG. 3

1	1	J. REA	27.444
2	55	A. LOCATELLI	27.456
3	21	M. RINALDI	27.498
4	31	G. GERLOFF	27.566
5	47	A. BASSANI	27.574
6	54	T. RAZGATLIOGLU	27.594
7	22	A. LOWES	27.595
8	7	C. DAVIES	27.642
9	60	M. VAN DER MARK	27.681
10	45	S. REDDING	27.687
11	66	T. SYKES	27.710
12	3	K. NOZANE	27.749
13	53	T. RABAT	27.769
14	32	I. VINALES	27.786
15	19	A. BAUTISTA	27.808
16	91	L. HASLAM	27.812
17	36	L. MERCADO	27.822
18	9	A. MANTOVANI	27.870
19	84	L. CRESSON	28.443

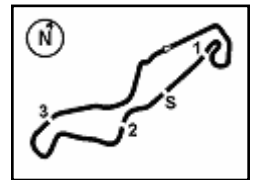
SEG. 4

1	1	J. REA	21.715
2	22	A. LOWES	21.725
3	54	T. RAZGATLIOGLU	21.750
4	21	M. RINALDI	21.810
5	45	S. REDDING	21.821
6	55	A. LOCATELLI	21.821
7	66	T. SYKES	21.878
8	31	G. GERLOFF	21.953
9	47	A. BASSANI	21.970
10	7	C. DAVIES	21.975
11	91	L. HASLAM	22.032
12	53	T. RABAT	22.105
13	19	A. BAUTISTA	22.214
14	36	L. MERCADO	22.255
15	32	I. VINALES	22.272
16	3	K. NOZANE	22.321
17	9	A. MANTOVANI	22.394
18	84	L. CRESSON	22.676

25/07/2021

These data/results cannot be reproduced, stored and/or transmitted in whole or in part by any manner of electronic, mechanical, photocopying, recording, broadcasting or otherwise now known or herein after developed without the previous express consent by the copyright owner, except for reproduction in daily press and regular printed publications on sale to the public within 60 days of the event related to those data/results and always provided that copyright symbol appears together as follows below.

© DORNA WSBK ORGANIZATION Srl 2021



Prosecco DOC Dutch Round, 23-25 July 2021 Chronological Analysis Tissot Superpole Race

TT Circuit Assen 4.542 m

Start at 11:10'06.344

1 / 2

1° 1 J. REA (1'34.634)							
Lap	Seg.1	Seg.2	Seg.3	Seg.4	Lap Time	km/h	Local Time
1		14.200	27.444	21.859	1'39.726	283,5	11:11'46.070
2	31.438	14.277	27.603	21.754	1'35.072	282,7	11:13'21.142
3	31.523	14.160	27.599	21.795	1'35.077	280,5	11:14'56.219
4	31.137	14.300	27.593	21.808	1'34.838	277,6	11:16'31.057
5	31.417	14.257	27.503	21.715	1'34.892	277,6	11:18'05.949
6	31.147	14.197	27.542	21.748	1'34.634	279,1	11:19'40.583
7	31.152	14.300	27.649	21.715	1'34.816	277,6	11:21'15.399
8	31.198	14.233	27.656	22.099	1'35.186	279,1	11:22'50.585
9	31.262	14.260	27.711	21.939	1'35.172	280,5	11:24'25.757
10	31.195	14.301	27.698	21.986	1'35.180	279,1	11:26'00.937
Race Time 15'54.593							

9	31.450	14.312	27.880	22.015	1'35.657	287,2	11:24'29.725
10	31.415	14.308	27.881	22.109	1'35.713	287,2	11:26'05.438
Race Time 15'59.094							

2° 21 M. RINALDI (1'34.846)							
Lap	Seg.1	Seg.2	Seg.3	Seg.4	Lap Time	km/h	Local Time
1		14.277	27.593	21.961	1'39.668	283,5	11:11'46.012
2	31.433	14.284	27.498	21.878	1'35.093	282,7	11:13'21.105
3	31.446	14.256	27.914	21.922	1'35.538	284,2	11:14'56.643
4	31.310	14.251	27.680	22.025	1'35.266	287,2	11:16'31.909
5	31.318	14.218	27.500	21.810	1'34.846	287,2	11:18'06.755
6	31.329	14.190	27.550	21.863	1'34.932	286,5	11:19'41.687
7	31.277	14.245	27.618	22.254	1'35.394	285,7	11:21'17.081
8	31.384	14.263	27.677	22.247	1'35.571	285,0	11:22'52.652
9	31.435	14.368	27.696	22.076	1'35.575	285,7	11:24'28.227
10	31.437	14.293	28.071	22.451	1'36.252	285,7	11:26'04.479
Race Time 15'58.135							

6° 22 A. LOWES (1'34.941)							
Lap	Seg.1	Seg.2	Seg.3	Seg.4	Lap Time	km/h	Local Time
1		14.629	27.866	22.101	1'41.384	285,0	11:11'47.728
2	31.186	14.272	27.595	21.898	1'34.951	284,2	11:13'22.679
3	31.358	14.195	27.668	21.745	1'34.966	285,0	11:14'57.645
4	31.483	14.224	27.719	21.797	1'35.223	283,5	11:16'32.868
5	31.421	14.301	27.718	21.959	1'35.399	286,5	11:18'08.267
6	31.353	14.170	27.693	21.725	1'34.941	285,0	11:19'43.208
7	31.410	14.292	27.835	21.924	1'35.461	284,2	11:21'18.669
8	31.563	14.339	27.864	21.995	1'35.761	285,0	11:22'54.430
9	31.361	14.287	27.861	21.948	1'35.457	286,5	11:24'29.887
10	31.812	14.330	27.940	22.183	1'36.265	283,5	11:26'06.152
Race Time 15'59.808							

3° 54 T. RAZGATLIOGLU (1'35.055)							
Lap	Seg.1	Seg.2	Seg.3	Seg.4	Lap Time	km/h	Local Time
1		14.490	27.710	21.790	1'39.936	278,4	11:11'46.280
2	31.465	14.373	27.779	21.864	1'35.481	276,2	11:13'21.761
3	31.359	14.281	27.753	21.776	1'35.169	283,5	11:14'56.930
4	31.380	14.237	27.736	21.906	1'35.259	280,5	11:16'32.189
5	31.578	14.294	27.714	21.764	1'35.350	284,2	11:18'07.539
6	31.426	14.248	27.594	21.812	1'35.080	283,5	11:19'42.619
7	31.376	14.395	27.813	21.822	1'35.406	278,4	11:21'18.025
8	31.258	14.314	27.706	22.013	1'35.291	278,4	11:22'53.316
9	31.358	14.342	27.605	21.750	1'35.055	282,0	11:24'28.371
10	31.429	14.295	27.809	21.908	1'35.441	284,2	11:26'03.812
Race Time 15'57.468 + 0.725Pen							

7° 66 T. SYKES (1'35.335)							
Lap	Seg.1	Seg.2	Seg.3	Seg.4	Lap Time	km/h	Local Time
1		14.524	27.817	22.453	1'42.656	285,0	11:11'49.000
2	31.569	14.276	27.716	22.193	1'35.754	285,0	11:13'24.754
3	31.720	14.337	27.740	22.126	1'35.923	281,3	11:15'00.677
4	31.527	14.328	27.737	21.986	1'35.578	282,7	11:16'36.255
5	31.528	14.301	27.727	21.950	1'35.506	280,5	11:18'11.761
6	31.488	14.249	27.720	21.878	1'35.335	282,0	11:19'47.096
7	31.536	14.270	27.783	21.972	1'35.561	282,0	11:21'22.657
8	31.487	14.287	27.790	21.881	1'35.445	280,5	11:22'58.102
9	31.423	14.217	27.710	21.995	1'35.345	282,7	11:24'33.447
10	31.390	14.280	27.830	22.000	1'35.500	282,0	11:26'08.947
Race Time 16'02.603							

4° 55 A. LOCATELLI (1'34.940)							
Lap	Seg.1	Seg.2	Seg.3	Seg.4	Lap Time	km/h	Local Time
1		14.528	27.564	21.980	1'40.451	279,8	11:11'46.795
2	31.844	14.323	27.456	21.934	1'35.557	283,5	11:13'22.352
3	31.358	14.258	27.582	21.826	1'35.024	284,2	11:14'57.376
4	31.324	14.316	27.633	21.960	1'35.233	285,7	11:16'32.609
5	31.450	14.298	27.649	21.823	1'35.220	286,5	11:18'07.829
6	31.332	14.232	27.555	21.821	1'34.940	287,2	11:19'42.769
7	31.504	14.358	27.912	21.882	1'35.656	284,2	11:21'18.425
8	31.384	14.389	27.532	21.954	1'35.259	281,3	11:22'53.684
9	31.272	14.372	27.588	21.907	1'35.139	285,7	11:24'28.823
10	31.314	14.301	27.731	22.111	1'35.457	285,7	11:26'04.280
Race Time 15'57.936 + 1.000Pen							

8° 31 G. GERLOFF (1'35.140)							
Lap	Seg.1	Seg.2	Seg.3	Seg.4	Lap Time	km/h	Local Time
1		14.902	27.780	22.655	1'43.698	276,2	11:11'50.042
2	32.118	14.361	27.851	22.291	1'36.621	284,2	11:13'26.663
3	31.421	14.300	27.566	21.953	1'35.240	282,7	11:15'01.903
4	31.518	14.218	27.694	22.154	1'35.584	285,7	11:16'37.487
5	31.250	14.249	27.795	22.299	1'35.593	284,2	11:18'13.080
6	31.491	14.353	27.753	21.976	1'35.573	280,5	11:19'48.653
7	31.335	14.398	27.710	22.121	1'35.564	280,5	11:21'24.217
8	31.218	14.376	27.722	22.015	1'35.331	281,3	11:22'59.548
9	31.232	14.452	27.699	21.992	1'35.375	280,5	11:24'34.923
10	31.180	14.321	27.673	21.966	1'35.140	280,5	11:26'10.063
Race Time 16'03.719							

5° 45 S. REDDING (1'35.069)							
Lap	Seg.1	Seg.2	Seg.3	Seg.4	Lap Time	km/h	Local Time
1		14.363	27.687	21.887	1'40.235	280,5	11:11'46.579
2	31.271	14.174	27.785	21.839	1'35.069	283,5	11:13'21.648
3	31.263	14.201	27.794	21.821	1'35.079	286,5	11:14'56.727
4	31.350	14.246	27.726	21.926	1'35.248	289,5	11:16'31.975
5	31.551	14.219	27.746	21.873	1'35.389	286,5	11:18'07.364
6	31.330	14.193	27.725	21.841	1'35.089	286,5	11:19'42.453
7	31.604	14.289	28.074	21.865	1'35.832	282,0	11:21'18.285
8	31.585	14.203	28.103	21.892	1'35.783	284,2	11:22'54.068

9° 7 C. DAVIES (1'35.546)							
Lap	Seg.1	Seg.2	Seg.3	Seg.4	Lap Time	km/h	Local Time
1		14.546	27.858	22.735	1'43.151	283,5	11:11'49.495
2	31.410	14.114	27.642	22.380	1'35.546	287,2	11:13'25.041
3	31.644	14.246	27.925	21.993	1'35.808	285,0	11:15'00.849
4	31.583	14.247	27.865	22.303	1'35.998	287,2	11:16'36.847
5	31.561	14.297	27.940	22.287	1'36.085	288,8	11:18'12.932
6	32.196	14.258	27.680	21.975	1'36.109	284,2	11:19'49.041
7	31.668	14.337	27.706	22.632	1'36.343	285,0	11:21'25.384
8	31.416	14.411	27.809	22.243	1'35.879	282,7	11:23'01.263
9	31.472	14.373	27.753	22.088	1'35.686	282,7	11:24'36.949
10	31.395	14.321	27.823	22.340	1'35.879	283,5	11:26'12.828
Race Time 16'06.484							

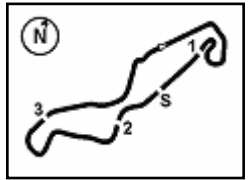
10° 47 A. BASSANI (1'35.763)							
Lap	Seg.1	Seg.2	Seg.3	Seg.4	Lap Time	km/h	Local Time
1		14.828	27.767	23.008	1'43.072	282,7	11:11'49.416
2	31.948	14.214	27.667	22.257	1'36.086	288,0	11:13'25.502
3	31.750	14.356	27.855	22.117	1'36.078	287,2	11:15'01.580
4	31.612	14.318	27.679	22.420	1'36.029	284,2	11:16'37.609
5	31.788	14.302	27.702	22.139	1'35.931	285,0	11:18'13.540

25/07/2021

P = Pits In/Out - C = Lap Time Cancelled

These data/results cannot be reproduced, stored and/or transmitted in whole or in part by any manner of electronic, mechanical, photocopying, recording, broadcasting or otherwise now known or herein after developed without the previous express consent by the copyright owner, except for reproduction in daily press and regular printed publications on sale to the public within 60 days of the event related to those data/results and always provided that copyright symbol appears together as follows below.

© DORNA WSBK ORGANIZATION Srl 2021



Prosecco DOC Dutch Round, 23-25 July 2021 Chronological Analysis Tissot Superpole Race

TT Circuit Assen 4.542 m

Start at 11:10'06.344

2 / 2

	31.892	14.231	27.670	21.970	1'35.763	288,0	11:19'49.303	3	31.850	14.718	27.931	22.490	1'36.989	281,3	11:15'04.292
6	31.789	14.321	27.574	22.469	1'36.153	286,5	11:21'25.456	4	31.908	14.704	27.968	23.033	1'37.613	277,6	11:16'41.905
7	31.716	14.301	27.696	22.245	1'35.958	285,7	11:23'01.414	5	31.811	14.730	27.951	22.393	1'36.885	277,6	11:18'18.790
8	31.733	14.244	27.720	22.140	1'35.837	286,5	11:24'37.251	6	31.731	14.703	28.013	22.457	1'36.904	279,1	11:19'55.694
9	31.576	14.286	27.819	22.108	1'35.789	285,7	11:26'13.040	7	32.040	14.845	28.000	22.588	1'37.473	277,6	11:21'33.167

Race Time 16'06.696

	31.897	14.818	27.966 <th>22.350</th> <th>1'37.031</th> <th>276,9</th> <th>11:23'10.198</th> <th>8</th> <th>31.723</th> <th>14.783</th> <th>27.947</th> <th>22.321</th> <th>1'36.774</th> <th>279,1</th> <th>11:24'46.972</th>	22.350	1'37.031	276,9	11:23'10.198	8	31.723	14.783	27.947	22.321	1'36.774	279,1	11:24'46.972
10	31.658	14.732	28.177	22.528	1'37.095	278,4	11:26'24.067	9	31.658	14.732	28.177	22.528	1'37.095	278,4	11:26'24.067

Race Time 16'17.723

11° 53 T. RABAT (1'35.874)

Lap	Seg.1	Seg.2	Seg.3	Seg.4	Lap Time	km/h	Local Time
1		14.609	27.967	22.863	1'42.427	289,5	11:11'48.771
2	31.553	14.331	27.817	22.173	1'35.874	285,0	11:13'24.645
3	31.641	14.268	27.894	22.176	1'35.979	278,4	11:15'00.624
4	31.355	14.407	27.769	22.560	1'36.091	284,2	11:16'36.715
5	31.506	14.401	27.891	22.356	1'36.154	285,7	11:18'12.869
6	32.981	14.265	27.938	22.151	1'37.335	288,8	11:19'50.204
7	31.641	14.385	27.849	22.105	1'35.980	287,2	11:21'26.184
8	31.644	14.414	27.854	22.132	1'36.044	288,0	11:23'02.228
9	31.508	14.413	27.942	22.107	1'35.970	288,0	11:24'38.198
10	31.410	14.322	27.865	22.695	1'36.292	288,0	11:26'14.490

Race Time 16'08.146

16° 9 A. MANTOVANI (1'36.966)

Lap	Seg.1	Seg.2	Seg.3	Seg.4	Lap Time	km/h	Local Time
1		15.037	28.013	22.697	1'44.285	272,7	11:11'50.629
2	31.932	14.587	27.870	22.871	1'37.260	279,8	11:13'27.889
3	31.967	14.598	28.007	22.394	1'36.966	274,1	11:15'04.855
4	32.079	14.635	28.037	22.531	1'37.282	276,9	11:16'42.137
5	32.056	14.622	28.080	22.786	1'37.544	274,1	11:18'19.681
6	32.025	14.682	28.050	22.601	1'37.358	272,7	11:19'57.039
7	32.050	14.782	28.241	22.741	1'37.814	271,4	11:21'34.853
8	32.106	14.803	28.151	22.802	1'37.862	271,4	11:23'12.715
9	32.065	14.991	28.429	22.837	1'38.322	268,0	11:24'51.037
10	32.078	14.894	28.399	23.125	1'38.496	270,0	11:26'29.533

Race Time 16'23.189

12° 91 L. HASLAM (1'35.809)

Lap	Seg.1	Seg.2	Seg.3	Seg.4	Lap Time	km/h	Local Time
1		14.596	27.953	22.741	1'43.538	286,5	11:11'49.882
2	32.199	14.439	27.951	22.583	1'37.172	287,2	11:13'27.054
3	32.038	14.341	27.812	22.229	1'36.420	285,7	11:15'03.474
4	31.722	14.342	27.958	22.181	1'36.203	282,7	11:16'39.677
5	31.627	14.352	27.908	22.286	1'36.173	282,7	11:18'15.850
6	31.616	14.301	27.847	22.093	1'35.857	284,2	11:19'51.707
7	31.461	14.383	27.874	22.091	1'35.809	283,5	11:21'27.516
8	31.540	14.411	27.841	22.032	1'35.824	283,5	11:23'03.340
9	31.555	14.437	27.895	22.171	1'36.058	284,2	11:24'39.398
10	31.704	14.594	28.324	22.502	1'37.124	283,5	11:26'16.522

Race Time 16'10.178

17° 84 L. CRESSON (1'38.603)

Lap	Seg.1	Seg.2	Seg.3	Seg.4	Lap Time	km/h	Local Time
1		15.205	28.506	23.600	1'46.095	274,1	11:11'52.439
2	33.361	14.980	28.691	22.813	1'39.845	268,0	11:13'32.284
3	32.640	15.013	28.570	23.179	1'39.402	268,0	11:15'11.686
4	32.223	14.950	28.513	22.937	1'38.623	268,0	11:16'50.309
5	32.546	14.981	28.443	23.005	1'38.975	259,0	11:18'29.284
6	32.500	14.978	28.449	22.676	1'38.603	267,3	11:20'07.887
7	32.643	15.087	28.472	22.710	1'38.912	267,3	11:21'46.799
8	32.383	15.116	28.701	23.381	1'39.581	263,4	11:23'26.380
9	32.486	15.015	28.713	22.884	1'39.098	267,3	11:25'05.478
10	32.349	15.019	28.558	22.737	1'38.663	268,0	11:26'44.141

Race Time 16'37.797

13° 32 I. VINALES (1'36.359)

Lap	Seg.1	Seg.2	Seg.3	Seg.4	Lap Time	km/h	Local Time
1		14.769	28.136	22.684	1'43.351	279,8	11:11'49.695
2	32.086	14.597	27.895	22.785	1'37.363	278,4	11:13'27.058
3	31.684	14.499	27.876	22.560	1'36.619	278,4	11:15'03.677
4	31.798	14.534	27.786	22.312	1'36.430	278,4	11:16'40.107
5	31.662	14.519	27.789	22.389	1'36.359	277,6	11:18'16.466
6	31.611	14.652	27.853	22.272	1'36.388	277,6	11:19'52.854
7	31.630	14.804	27.936	22.559	1'36.929	270,7	11:21'29.783
8	31.796	14.791	27.951	22.335	1'36.873	273,4	11:23'06.656
9	31.892	14.833	27.981	22.523	1'37.229	274,8	11:24'43.885
10	31.697	14.818	28.073	22.639	1'37.227	274,8	11:26'21.112

Race Time 16'14.768

18° 19 A. BAUTISTA (1'36.161)

Lap	Seg.1	Seg.2	Seg.3	Seg.4	Lap Time	km/h	Local Time
1		14.678	27.880	1'03.735	2'22.821	285,7	11:12'29.165
2	39.822	16.144	28.497	22.835	1'47.298	264,1	11:14'16.463
3	32.094	14.974	27.974	22.502	1'37.544	281,3	11:15'54.007
4	31.649	14.616	27.839	22.342	1'36.446	282,7	11:17'30.453
5	31.623	14.618	28.012	22.313	1'36.566	284,2	11:19'07.019
6	31.592	14.608	27.808	22.290	1'36.298	284,2	11:20'43.317
7	31.537	14.554	27.856	22.214	1'36.161	283,5	11:22'19.478
8	31.559	14.559	27.864	22.330	1'36.312	283,5	11:23'55.790
9	31.543	14.528	27.948	22.686	1'36.705	284,2	11:25'32.495
10	31.761	14.588	27.950	22.410	1'36.709	284,2	11:27'09.204

Race Time 17'02.860

14° 36 L. MERCADO (1'36.726)

Lap	Seg.1	Seg.2	Seg.3	Seg.4	Lap Time	km/h	Local Time
1		15.223	27.964	22.733	1'44.545	270,0	11:11'50.889
2	31.864	14.641	27.822	22.557	1'36.884	282,7	11:13'27.773
3	31.744	14.569	27.949	22.464	1'36.726	282,0	11:15'04.499
4	32.004	14.574	27.987	22.594	1'37.159	279,8	11:16'41.658
5	31.839	14.590	28.087	22.275	1'36.791	276,2	11:18'18.449
6	31.870	14.623	28.155	22.267	1'36.915	274,8	11:19'55.364
7	31.914	14.696	28.224	22.365	1'37.199	272,7	11:21'32.563
8	31.926	14.801	28.226	22.255	1'37.208	274,8	11:23'09.771
9	31.849	14.674	28.149	22.423	1'37.095	277,6	11:24'46.866
10	31.629	14.622	28.199	22.696	1'37.146	273,4	11:26'24.012

Race Time 16'17.668

15° 3 K. NOZANE (1'36.774)

Lap	Seg.1	Seg.2	Seg.3	Seg.4	Lap Time	km/h	Local Time
1		14.824	27.749	23.868	1'43.642	279,1	11:11'49.986
2	32.280	14.621	27.829	22.587	1'37.317	282,7	11:13'27.303

25/07/2021 P = Pits In/Out - C = Lap Time Cancelled

These data/results cannot be reproduced, stored and/or transmitted in whole or in part by any manner of electronic, mechanical, photocopying, recording, broadcasting or otherwise now known or herein after developed without the previous express consent by the copyright owner, except for reproduction in daily press and regular printed publications on sale to the public within 60 days of the event related to those data/results and always provided that copyright symbol appears together as follows below.

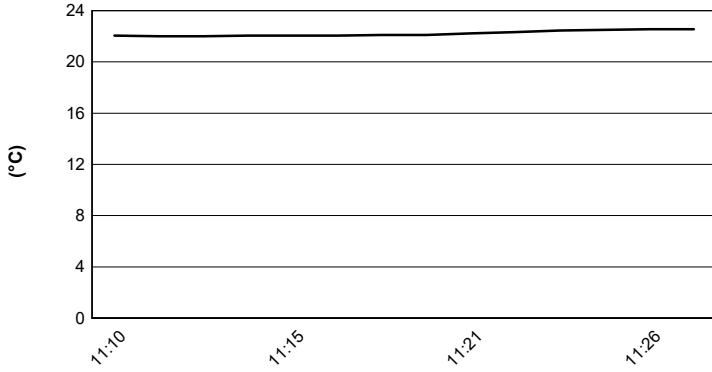
© DORNA WSBK ORGANIZATION Srl 2021

Prosecco DOC Dutch Round, 23-25 July 2021

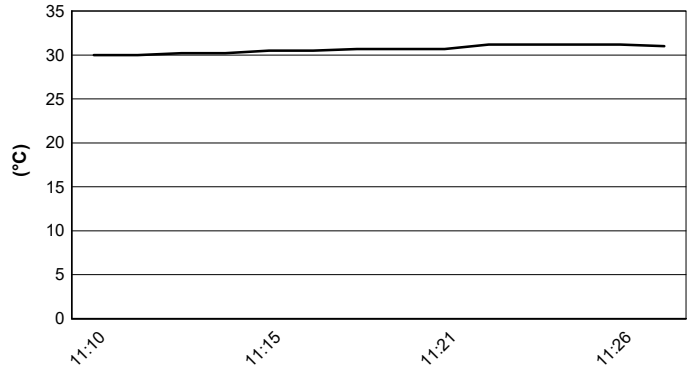
Weather Report Tissot Superpole Race

Session started 11:10 - Session ended 11:28


Air Temperature



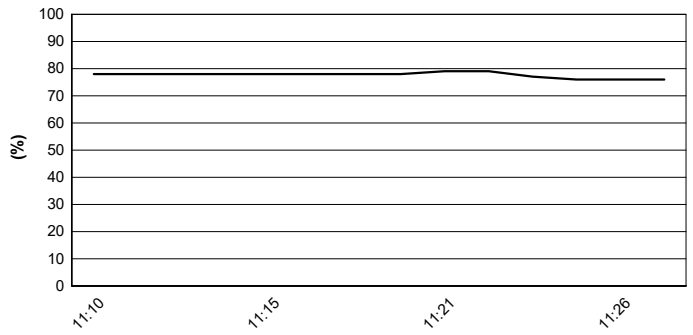
Track Temperature



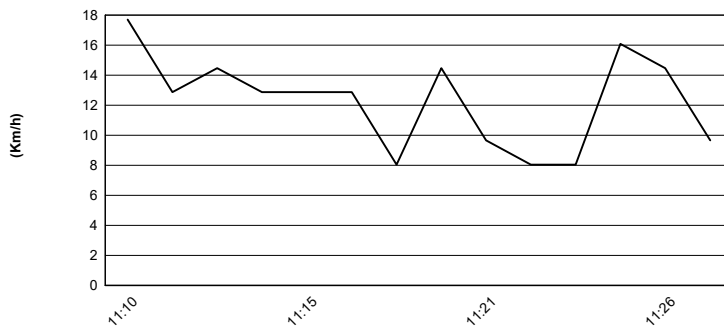
Air Pressure



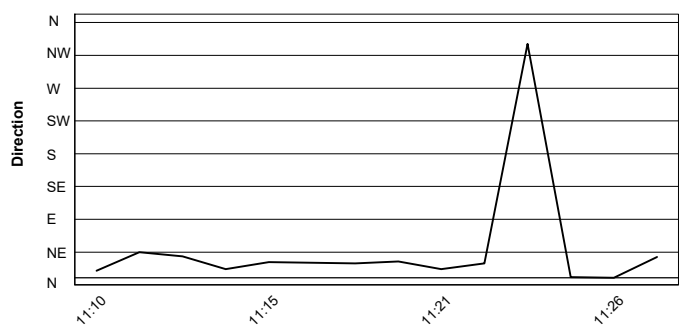
Humidity



Wind Speed



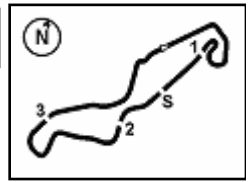
Wind Direction



25/07/2021

These data/results cannot be reproduced, stored and/or transmitted in whole or in part by any manner of electronic, mechanical, photocopying, recording, broadcasting or otherwise now known or herein after developed without the previous express consent by the copyright owner, except for reproduction in daily press and regular printed publications on sale to the public within 60 days of the event related to those data/results and always provided that copyright symbol appears together as follows below.

© DORNA WSBK ORGANIZATION Srl 2021



Prosecco DOC Dutch Round, 23-25 July 2021
Manufacturers Standings

TT Circuit Assen 4.542 m

	Points	Points From First	Points From Previous	May 23	May 30	June 13	July 4	July 25	August 8	August 22	September 5	September 19	September 26	October 3	October 16	November 14		
				ARAGON	ESTORIL	MISANO	DONINGTON	ASSEN	MOST	NAVARRA	MAGNY-COURS	BARCELONA	JEREZ	PORTIMAO	VILLICUM	MANDALIKA		
1 KAWASAKI	228			25 20 12	16 25 12	16 16 7	20 10 12	25 12										
2 YAMAHA	210	18		16 10 7	20 16 9	20 25 9	25 25 5	16 7										
3 DUCATI	203	25	7	13 25 6	25 20 7	25 20 12	6 13 2	20 9										
4 BMW	121	107	82	10 13 5	9 10 3	8 6 3	13 16 9	13 3										
5 HONDA	82	146	39	8 5 3	8 9	10 8	10 7 6	8										

25/07/2021 First Line: Race 1 & 2 - Second Line: Tissot Superpole Race

These data/results cannot be reproduced, stored and/or transmitted in whole or in part by any manner of electronic, mechanical, photocopying, recording, broadcasting or otherwise now known or herein after developed without the previous express consent by the copyright owner, except for reproduction in daily press and regular printed publications on sale to the public within 60 days of the event related to those data/results and always provided that copyright symbol appears together as follows below.

© DORNA WSBK ORGANIZATION Srl 2021

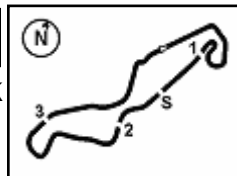
FIAT PERUGIA TIMING



Official Tyre Supplier



Official Timekeeper



Prosecco DOC Dutch Round, 23-25 July 2021 Tissot Superpole Award

TT Circuit Assen 4.542 m

	Points	Points From First	Points From Previous	May 23		May 30		June 13		July 4		July 25		August 8		August 22		September 5		September 19		September 26		October 3		October 16		November 14			
				ARAGON	ESTORIL	MISANO	DONINGTON	ASSEN	MOST	NAVARRA	MAGNY-COURS	BARCELONA	JEREZ	PORTIMAO	VILLICUM	MANDALIKA															
1 REA Jonathan (GBR)	115			12	12	12	12	12	7	12	12	12	12																		
2 RAZGATLIOGLU Toprak (TUR)	58	57		4	7	9	9	9		4	9	7																			
3 REDDING Scott (GBR)	56	59	2	9	2	9	7	7	6	4	7	5																			
4 RINALDI Michael Ruben (ITA)	45	70	11	1	4	5	6	12		2	6	9																			
5 LOWES Alex (GBR)	43	72	2	6	9	4	4	5	6	5	4																				
6 SYKES Tom (GBR)	42	73	1	7	5	3	5	3	7	9	3																				
7 GERLOFF Garrett (USA)	37	78	5	4	7	6	6		2	5	5	2																			
8 VAN DER MARK Michael (NED)	22	93	15	5					9	7	1																				
9 DAVIES Chaz (GBR)	16	99	6	5	6	1			1	2	1																				
10 HASLAM Leon (GBR)	14	101	2	3					3	6	2																				
11 LOCATELLI Andrea (ITA)	12	103	2		1		1		1	3	6																				
12 MAHIAS Lucas (FRA)	9	106	3		3	3			3																						
13 BAUTISTA Alvaro (ESP)	6	109	3	2	3		1																								
14 BASSANI Axel (ITA)	6	109	0				2	4																							
15 FOLGER Jonas (GER)	4	111	2							4																					
16 LAVERTY Eugene (IRL)	2	113	2		2																										
17 RABAT Tito (ESP)	2	113	0		2																										
18 NOZANE Kohta (JPN)	1	114	1	1																											

25/07/2021 Odd points columns: Tissot Superpole Even points columns: Tissot Superpole Race

These data/results cannot be reproduced, stored and/or transmitted in whole or in part by any manner of electronic, mechanical, photocopying, recording, broadcasting or otherwise now known or herein after developed without the previous express consent by the copyright owner, except for reproduction in daily press and regular printed publications on sale to the public within 60 days of the event related to those data/results and always provided that copyright symbol appears together as follows below.

© DORNA WSBK ORGANIZATION Srl 2021

