

Prosecco DOC Aragon Round, 28 - 30 August 2020

Results Tissot Superpole Race

MotorLand Aragon 5.077 m

Laps 10 = 50,770 Km - Time of Race 18'22.815 - Avg. 165,732 km/h

1 / 2

Pos	Grid	No. Rider	Nat	Team	Bike	Class	LL	Gap	Rel.	Fastest Lap	Speed	Qualifying	Speed
1	1	1 J. REA	GBR	Kawasaki Racing Team WorldSBK	Kawasaki ZX-10RR		10			1'49.620	313,0	1'48.860	312,1
2	3	45 S. REDDING	GBR	ARUBA.IT Racing - Ducati	Ducati Panigale V4 R		10	2.635	2.635	1'49.802	324,3	1'49.164	321,4
3	8	60 M. VAN DER MARK	NED	PATA YAMAHA WorldSBK Official Team	Yamaha YZF R1		10	4.041	1.406	1'49.989	316,7	1'49.531	315,8
4	7	19 A. BAUTISTA	ESP	Team HRC	Honda CBR1000RR-R		10	5.560	1.519	1'50.021	325,3	1'49.470	322,4
5	9	7 C. DAVIES	GBR	ARUBA.IT Racing - Ducati	Ducati Panigale V4 R		10	5.976	0.416	1'50.121	326,3	1'49.543	314,9
6	4	22 A. LOWES	GBR	Kawasaki Racing Team WorldSBK	Kawasaki ZX-10RR		10	6.232	0.256	1'50.110	320,5	1'49.225	314,0
7	11	54 T. RAZGATLIOGLU	TUR	PATA YAMAHA WorldSBK Official Team	Yamaha YZF R1		10	7.094	0.862	1'49.869	319,5	1'49.683	311,2
8	5	21 M. RINALDI	ITA	Team GOELEVELN	Ducati Panigale V4 R	IND	10	7.589	0.495	1'49.820	321,4	1'49.256	313,0
9	2	76 L. BAZ	FRA	Ten Kate Racing Yamaha	Yamaha YZF R1	IND	10	7.909	0.320	1'49.739	312,1	1'49.031	306,8
10	6	91 L. HASLAM	GBR	Team HRC	Honda CBR1000RR-R		10	11.399	3.490	1'50.299	319,5	1'49.430	314,9
11	16	64 F. CARICASULO	ITA	GRT Yamaha WorldSBK Junior Team	Yamaha YZF R1	IND	10	13.204	1.805	1'50.744	317,6	1'50.351	309,5
12	13	12 X. FORES	ESP	Kawasaki Puccetti Racing	Kawasaki ZX-10RR	IND	10	14.430	1.226	1'50.832	318,6	1'50.129	310,3
13	10	31 G. GERLOFF	USA	GRT Yamaha WorldSBK Junior Team	Yamaha YZF R1	IND	10	16.096	1.666	1'51.038	318,6	1'49.627	312,1
14	12	77 M. SCHEIB	CHI	ORELAC Racing VERDNATURA	Kawasaki ZX-10RR	IND	10	16.266	0.170	1'51.111	316,7	1'49.707	314,0
15	14	66 T. SYKES	GBR	BMW Motorrad WorldSBK Team	BMW S1000 RR		10	17.958	1.692	1'50.604	311,2	1'50.168	311,2
16	18	50 E. LAVERTY	IRL	BMW Motorrad WorldSBK Team	BMW S1000 RR		10	23.574	5.616	1'51.375	322,4	1'50.933	313,0
17	19	33 M. MELANDRI	ITA	Barni Racing Team	Ducati Panigale V4 R	IND	10	24.169	0.595	1'51.266	324,3	1'51.014	321,4
18	20	20 S. BARRIER	FRA	Brix Performance	Ducati Panigale V4 R	IND	10	26.146	1.977	1'51.751	320,5	1'51.078	313,0
19	21	40 R. RAMOS	ESP	OUTDO Kawasaki TPR	Kawasaki ZX-10RR	IND	10	26.790	0.644	1'51.650	314,0	1'51.437	310,3
20	22	13 T. TAKAHASHI	JPN	MIE Racing Althea HONDA Team	Honda CBR1000RR-R	IND	10	39.799	13.009	1'52.744	311,2	1'52.445	310,3
21	23	63 L. GABELLINI	ITA	MIE Racing Althea HONDA Team	Honda CBR1000RR-R	IND	10	1'08.958	29.159	1'53.508	307,7	1'52.601	303,4
-----Not Classified-----													
NC	17	23 C. PONSSON	FRA	Nuova M2 Racing	Aprilia RSV4 1000	IND	10	59.152		1'53.214	310,3	1'50.922	309,5
RET	15	36 L. MERCADO	ARG	Motocorsa Racing	Ducati Panigale V4 R	IND	0					1'50.300	314,0

AIR	Humidity:	50%	Temp:	18°C
TRACK	Condition:	Dry	Temp:	26°C

Records	Pole (SP)	2020	J.Rea	1'48.860	167,90 Km/h
	Race (RC1)	2019	A.Bautista	1'49.755	166,53 Km/h
	All Times (SP)	2020	J.Rea	1'48.860	167,90 Km/h
	Race Fastest Lap (New Record)	Lap 2	J.Rea	1'49.620	166,73 Km/h

LAP LEADERS				
No. Rider	From	To	Laps	Total
1 J. REA	1	10	10	10

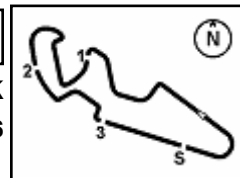
TOTAL LEADER LAPS	
No. Rider	Laps
1 J. REA	117
45 S. REDDING	39
66 T. SYKES	11
54 T. RAZGATLIOGLU	6
22 A. LOWES	3
60 M. VAN DER MARK	3
76 L. BAZ	3

Start 11:00 End 11:21 The results are provisional until the end of the time limit for protests and appeals and the completion of the technical checks.

30/08/2020

These data/results cannot be reproduced, stored and/or transmitted in whole or in part by any manner of electronic, mechanical, photocopying, recording, broadcasting or otherwise now known or herein after developed without the previous express consent by the copyright owner, except for reproduction in daily press and regular printed publications on sale to the public within 60 days of the event related to those data/results and always provided that copyright symbol appears together as follows below.

© DORNA WSBK ORGANIZATION Srl 2020



Prosecco DOC Aragon Round, 28 - 30 August 2020 Results Tissot Superpole Race

Race Highlights

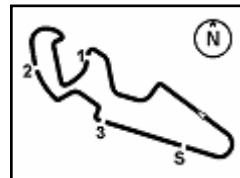
Time	No. Rider	Description
10.58.00		Warm-up Lap Start
11.00.56		Start
11.01.55	66 Sykes	On the Gravel - Re-Joined - Turn 9
11.02.03	36 Mercado	Crashed - Turn 9
11.02.32	36 Mercado	Out
11.03.00		No Jump Start
11.04.02	66 Sykes	Under Investigation
11.04.25	36 Mercado	Medical Centre
11.04.35		New Best Race Lap
11.07.42		Incident Involving 36 and 66 will be investigated after the race
11.14.09	63 Gabellini	On Asphalt - Re-Joined - Turn 14
11.20.08	23 Ponsson	Entered Pits
11.20.37	23 Ponsson	Not Classified for entering pit lane on the final lap
11.21.02		End Of Session

30/08/2020 Start End The results are provisional until the end of the time limit for protests and appeals and the completion of the technical checks.

These data/results cannot be reproduced, stored and/or transmitted in whole or in part by any manner of electronic, mechanical, photocopying, recording, broadcasting or otherwise now known or herein after developed without the previous express consent by the copyright owner, except for reproduction in daily press and regular printed publications on sale to the public within 60 days of the event related to those data/results and always provided that copyright symbol appears together as follows below.

© DORNA WSBK ORGANIZATION Srl 2020





MotorLand Aragon 5.077 m

1 / 3

Prosecco DOC Aragon Round, 28 - 30 August 2020
Lap Chart Tissot Superpole Race

		Lap									
	1	2	3	4	5	6	7	8	9	10	
1	1	1	1	1	1	1	1	1	1	1	1
2	76	76	76	76	76	45	45	45	45	45	45
3	45	45	45	45	45	60	60	60	60	60	60
4	22	60	60	60	60	22	22	22	19	19	19
5	60	22	22	22	22	76	19	19	22	7	7
6	19	54	54	54	54	54	54	54	7	22	22
7	54	19	19	19	19	19	76	76	54	54	54
8	91	91	91	7	7	7	7	7	76	21	21
9	7	7	7	91	91	91	21	21	21	76	76
10	21	21	21	21	21	21	91	91	91	91	91
11	31	31	31	31	12	64	64	64	64	64	64
12	77	77	77	12	64	12	12	12	12	12	12
13	12	12	12	64	31	31	31	31	31	31	31
14	64	64	64	77	77	77	77	77	77	77	77
15	66	66	66	66	66	66	66	66	66	66	66
16	20	20	20	20	20	20	50	50	50	50	50
17	23	40	50	50	50	50	20	33	33	33	33
18	40	50	40	40	33	33	33	40	20	20	20
19	50	33	33	33	40	40	40	20	40	40	40
20	33	23	23	23	23	23	23	13	13	13	13
21	63	63	63	13	13	13	13	23	23	23	23
22	13	13	13	63	63	63	63	63	63	63	63

Final Result		
1	1 J. REA	Laps 10
2	45 S. REDDING	2.635
3	60 M. VAN DER MARK	4.041
4	19 A. BAUTISTA	5.560
5	7 C. DAVIES	5.976
6	22 A. LOWES	6.232
7	54 T. RAZGATLIOGLU	7.094
8	21 M. RINALDI	7.589
9	76 L. BAZ	7.909
10	91 L. HASLAM	11.399
11	64 F. CARICASULO	13.204
12	12 X. FORES	14.430
13	31 G. GERLOFF	16.096
14	77 M. SCHEIB	16.266
15	66 T. SYKES	17.958
16	50 E. LAVERTY	23.574
17	33 M. MELANDRI	24.169
18	20 S. BARRIER	26.146
19	40 R. RAMOS	26.790
20	13 T. TAKAHASHI	39.799
21	63 L. GABELLINI	1'08.958
NC	23 C. PONSSON	59.152
RET	36 L. MERCADO	

30/08/2020

These data/results cannot be reproduced, stored and/or transmitted in whole or in part by any manner of electronic, mechanical, photocopying, recording, broadcasting or otherwise now known or herein after developed without the previous express consent by the copyright owner, except for reproduction in daily press and regular printed publications on sale to the public within 60 days of the event related to those data/results and always provided that copyright symbol appears together as follows below.

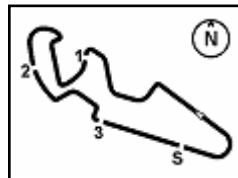
© DORNA WSBK ORGANIZATION Srl 2020

FCR PERUGIA TIMING


Official Tyre Supplier



Official Timekeeper



MotorLand Aragon 5.077 m

Prosecco DOC Aragon Round, 28 - 30 August 2020
Lap Chart Tissot Superpole Race
2 / 3
Lap 1

1	1	J.Rea	1'51.811
2	76	L.Baz	0.432
3	45	S.Redding	0.763
4	22	A.Lowes	1.038
5	60	M.van der Mark	1.141
6	19	A.Bautista	1.616
7	54	T.Razgatioglu	1.776
8	91	L.Haslam	1.987
9	7	C.Davies	3.175
10	21	M.Rinaldi	3.238
11	31	G.Gerloff	3.302
12	77	M.Scheib	3.480
13	12	X.Fores	3.696
14	64	F.Caricasulo	4.188
15	66	T.Sykes	5.760
16	20	S.Barrier	6.296
17	23	C.Ponsson	6.507
18	40	R.Ramos	6.617
19	50	E.Laverty	7.295
20	33	M.Melandri	7.344
21	63	L.Gabellini	8.075
22	13	T.Takahashi	8.593

2	76	L.Baz	1.223
3	45	S.Redding	1.648
4	60	M.van der Mark	2.081
5	22	A.Lowes	2.678
6	54	T.Razgatioglu	2.905
7	19	A.Bautista	3.013
8	7	C.Davies	4.547
9	91	L.Haslam	4.659
10	21	M.Rinaldi	6.094
11	31	G.Gerloff	7.528
12	12	X.Fores	7.572
13	64	F.Caricasulo	7.640
14	77	M.Scheib	8.248
15	66	T.Sykes	8.762
16	20	S.Barrier	12.672
17	50	E.Laverty	13.098
18	40	R.Ramos	13.520
19	33	M.Melandri	13.968
20	23	C.Ponsson	18.680
21	13	T.Takahashi	19.228
22	63	L.Gabellini	20.416

5	19	A.Bautista	4.601
6	54	T.Razgatioglu	5.043
7	76	L.Baz	5.098
8	7	C.Davies	5.881
9	21	M.Rinaldi	8.280
10	91	L.Haslam	8.436
11	64	F.Caricasulo	11.001
12	12	X.Fores	11.502
13	31	G.Gerloff	12.855
14	77	M.Scheib	12.989
15	66	T.Sykes	13.606
16	50	E.Laverty	19.068
17	20	S.Barrier	19.955
18	33	M.Melandri	19.996
19	40	R.Ramos	20.146
20	23	C.Ponsson	30.326
21	13	T.Takahashi	30.668
22	63	L.Gabellini	49.797

8	21	M.Rinaldi	7.589
9	76	L.Baz	7.909
10	91	L.Haslam	11.399
11	64	F.Caricasulo	13.204
12	12	X.Fores	14.430
13	31	G.Gerloff	16.096
14	77	M.Scheib	16.266
15	66	T.Sykes	17.958
16	50	E.Laverty	23.574
17	33	M.Melandri	24.169
18	20	S.Barrier	26.146
19	40	R.Ramos	26.790
20	13	T.Takahashi	39.799
21	23	C.Ponsson	59.152
22	63	L.Gabellini	1'08.958

Lap 5

1	1	J.Rea	9'10.843
2	76	L.Baz	1.950
3	45	S.Redding	2.070
4	60	M.van der Mark	2.375
5	22	A.Lowes	2.860
6	54	T.Razgatioglu	3.361
7	19	A.Bautista	3.468
8	7	C.Davies	4.740
9	91	L.Haslam	5.648
10	21	M.Rinaldi	6.706
11	12	X.Fores	8.962
12	64	F.Caricasulo	9.178
13	31	G.Gerloff	9.659
14	77	M.Scheib	9.909
15	66	T.Sykes	10.080
16	20	S.Barrier	14.617
17	50	E.Laverty	15.180
18	33	M.Melandri	15.306
19	40	R.Ramos	15.577
20	23	C.Ponsson	22.442
21	13	T.Takahashi	22.625
22	63	L.Gabellini	24.339

Lap 8

1	1	J.Rea	14'41.343
2	45	S.Redding	2.663
3	60	M.van der Mark	3.550
4	22	A.Lowes	5.134
5	19	A.Bautista	5.248
6	54	T.Razgatioglu	5.433
7	76	L.Baz	5.727
8	7	C.Davies	6.005
9	21	M.Rinaldi	8.064
10	91	L.Haslam	9.093
11	64	F.Caricasulo	11.590
12	12	X.Fores	12.422
13	31	G.Gerloff	14.022
14	77	M.Scheib	14.023
15	66	T.Sykes	14.628
16	50	E.Laverty	20.749
17	33	M.Melandri	21.173
18	40	R.Ramos	22.320
19	20	S.Barrier	22.528
20	13	T.Takahashi	34.148
21	23	C.Ponsson	34.266
22	63	L.Gabellini	57.076

Lap 2

1	1	J.Rea	3'41.431
2	76	L.Baz	0.551
3	45	S.Redding	0.945
4	60	M.van der Mark	1.510
5	22	A.Lowes	1.797
6	54	T.Razgatioglu	2.025
7	19	A.Bautista	2.134
8	91	L.Haslam	2.666
9	7	C.Davies	3.698
10	21	M.Rinaldi	4.610
11	31	G.Gerloff	4.900
12	77	M.Scheib	4.971
13	12	X.Fores	5.304
14	64	F.Caricasulo	5.529
15	66	T.Sykes	6.744
16	20	S.Barrier	8.648
17	40	R.Ramos	9.046
18	50	E.Laverty	9.420
19	33	M.Melandri	9.690
20	23	C.Ponsson	11.374
21	63	L.Gabellini	11.963
22	13	T.Takahashi	12.105

Lap 9

1	1	J.Rea	16'31.970
2	45	S.Redding	2.757
3	60	M.van der Mark	3.890
4	19	A.Bautista	5.425
5	22	A.Lowes	5.736
6	7	C.Davies	6.320
7	54	T.Razgatioglu	6.492
8	76	L.Baz	7.084
9	21	M.Rinaldi	7.257
10	91	L.Haslam	10.255
11	64	F.Caricasulo	12.326
12	12	X.Fores	13.274
13	31	G.Gerloff	15.148
14	77	M.Scheib	15.262
15	66	T.Sykes	15.770
16	50	E.Laverty	22.183
17	33	M.Melandri	22.220
18	20	S.Barrier	24.316
19	40	R.Ramos	24.714
20	13	T.Takahashi	36.742
21	23	C.Ponsson	40.451
22	63	L.Gabellini	1'02.315

Lap 3

1	1	J.Rea	5'31.119
2	76	L.Baz	0.861
3	45	S.Redding	1.297
4	60	M.van der Mark	1.880
5	22	A.Lowes	2.226
6	54	T.Razgatioglu	2.548
7	19	A.Bautista	2.788
8	91	L.Haslam	3.689
9	7	C.Davies	4.186
10	21	M.Rinaldi	5.390
11	31	G.Gerloff	6.250
12	77	M.Scheib	6.418
13	12	X.Fores	6.536
14	64	F.Caricasulo	6.692
15	66	T.Sykes	7.700
16	20	S.Barrier	10.711
17	50	E.Laverty	11.519
18	40	R.Ramos	11.666
19	33	M.Melandri	12.093
20	23	C.Ponsson	14.900
21	63	L.Gabellini	16.077
22	13	T.Takahashi	16.280

Lap 6

1	1	J.Rea	11'00.797
2	45	S.Redding	2.259
3	60	M.van der Mark	3.012
4	22	A.Lowes	3.511
5	76	L.Baz	3.619
6	54	T.Razgatioglu	4.127
7	19	A.Bautista	4.175
8	7	C.Davies	5.528
9	91	L.Haslam	6.942
10	21	M.Rinaldi	7.287
11	64	F.Caricasulo	10.234
12	12	X.Fores	10.384
13	31	G.Gerloff	10.846
14	77	M.Scheib	11.254
15	66	T.Sykes	11.771
16	20	S.Barrier	16.890
17	50	E.Laverty	17.201
18	33	M.Melandri	17.282
19	40	R.Ramos	17.734
20	23	C.Ponsson	26.365
21	13	T.Takahashi	26.738
22	63	L.Gabellini	28.346

Lap 10

1	1	J.Rea	18'22.815
2	45	S.Redding	2.635
3	60	M.van der Mark	4.041
4	19	A.Bautista	5.560
5	7	C.Davies	5.976
6	22	A.Lowes	6.232
7	54	T.Razgatioglu	7.094

Lap 4

1	1	J.Rea	7'20.915
---	---	-------	----------

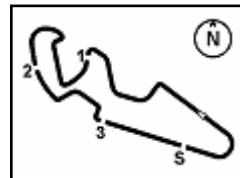
Lap 7

1	1	J.Rea	12'50.938
2	45	S.Redding	2.457
3	60	M.van der Mark	3.274
4	22	A.Lowes	4.303

30/08/2020

These data/results cannot be reproduced, stored and/or transmitted in whole or in part by any manner of electronic, mechanical, photocopying, recording, broadcasting or otherwise now known or herein after developed without the previous express consent by the copyright owner, except for reproduction in daily press and regular printed publications on sale to the public within 60 days of the event related to those data/results and always provided that copyright symbol appears together as follows below.

© DORNA WSBK ORGANIZATION Srl 2020



Prosecco DOC Aragon Round, 28 - 30 August 2020

Lap Chart Tissot Superpole Race

Race Pace Comparison

	1 Rea	45 Red	60 vdM	19 Bau	7 Dav	22 Low	54 Raz	21 Rin	76 Baz	91 Has	64 Car	12 For	31 Ger	77 Sch
1	1'51.811	1'52.574	1'52.952	1'53.427	1'54.986	1'52.849	1'53.587	1'55.049	1'52.243	1'53.798	1'55.999	1'55.507	1'55.113	1'55.291
2	1'49.620	1'49.802	1'49.989	1'50.138	1'50.143	1'50.379	1'49.869	1'50.992	1'49.739	1'50.299	1'50.961	1'51.228	1'51.218	1'51.111
3	1'49.688	1'50.040	1'50.058	1'50.342	1'50.176	1'50.117	1'50.211	1'50.468	1'49.998	1'50.711	1'50.851	1'50.920	1'51.038	1'51.135
4	1'49.796	1'50.147	1'49.997	1'50.021	1'50.157	1'50.248	1'50.153	1'50.500	1'50.158	1'50.766	1'50.744	1'50.832	1'51.074	1'51.626
5	1'49.928	1'50.350	1'50.222	1'50.383	1'50.121	1'50.110	1'50.384	1'50.540	1'50.655	1'50.917	1'51.466	1'51.318	1'52.059	1'51.589
6	1'49.954	1'50.143	1'50.591	1'50.661	1'50.742	1'50.605	1'50.720	1'50.535	1'51.623	1'51.248	1'51.010	1'51.376	1'51.141	1'51.299
7	1'50.141	1'50.339	1'50.403	1'50.567	1'50.494	1'50.933	1'51.057	1'51.134	1'51.620	1'51.635	1'50.908	1'51.259	1'52.150	1'51.876
8	1'50.405	1'50.611	1'50.681	1'51.052	1'50.529	1'51.236	1'50.795	1'50.189	1'51.034	1'51.062	1'50.994	1'51.325	1'51.572	1'51.439
9	1'50.627	1'50.721	1'50.967	1'50.804	1'50.942	1'51.229	1'51.686	1'49.820	1'51.984	1'51.789	1'51.363	1'51.479	1'51.753	1'51.866
10	1'50.845	1'50.723	1'50.996	1'50.980	1'50.501	1'51.341	1'51.447	1'51.177	1'51.670	1'51.989	1'51.723	1'52.001	1'51.793	1'51.849

	66 Syk	50 Lav	33 Mel	20 Bar	40 Ram	13 Tak	23 Pon	63 Gab
1	1'57.571	1'59.106	1'59.155	1'58.107	1'58.428	2'00.404	1'58.318	1'59.886
2	1'50.604	1'51.745	1'51.966	1'51.972	1'52.049	1'53.132	1'54.487	1'53.508
3	1'50.644	1'51.787	1'52.091	1'51.751	1'52.308	1'53.863	1'53.214	1'53.802
4	1'50.858	1'51.375	1'51.671	1'51.757	1'51.650	1'52.744	1'53.576	1'54.135
5	1'51.246	1'52.010	1'51.266	1'51.873	1'51.985	1'53.325	1'53.690	1'53.851
6	1'51.645	1'51.975	1'51.930	1'52.227	1'52.111	1'54.067	1'53.877	1'53.961
7	1'51.976	1'52.008	1'52.855	1'53.206	1'52.553	1'54.071	1'54.102	2'11.592
8	1'51.427	1'52.086	1'51.582	1'52.978	1'52.579	1'53.885	1'54.345	1'57.684
9	1'51.769	1'52.061	1'51.674	1'52.415	1'53.021	1'53.221	1'56.812	1'55.866
10	1'53.033	1'52.236	1'52.794	1'52.675	1'52.921	1'53.902	2'09.546	1'57.488

30/08/2020

These data/results cannot be reproduced, stored and/or transmitted in whole or in part by any manner of electronic, mechanical, photocopying, recording, broadcasting or otherwise now known or herein after developed without the previous express consent by the copyright owner, except for reproduction in daily press and regular printed publications on sale to the public within 60 days of the event related to those data/results and always provided that copyright symbol appears together as follows below.

© DORNA WSBK ORGANIZATION Srl 2020

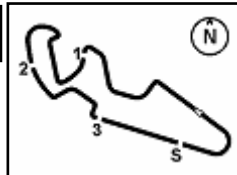
FIGR PERUGIA TIMING



Official Tyre Supplier



Official Timekeeper



Prosecco DOC Aragon Round, 28 - 30 August 2020 Best Sectors & Speed Tissot Superpole Race

MotorLand Aragon 5.077 m

RESULTS

			Laps
1	1 J. REA	Kawasaki ZX-10RR	10
2	45 S. REDDING	Ducati Panigale V4 R	2.635
3	60 M. VAN DER MARK	Yamaha YZF R1	4.041
4	19 A. BAUTISTA	Honda CBR1000RR-R	5.560
5	7 C. DAVIES	Ducati Panigale V4 R	5.976
6	22 A. LOWES	Kawasaki ZX-10RR	6.232
7	54 T. RAZGATLIOGLU	Yamaha YZF R1	7.094
8	21 M. RINALDI	Ducati Panigale V4 R	7.589
9	76 L. BAZ	Yamaha YZF R1	7.909
10	91 L. HASLAM	Honda CBR1000RR-R	11.399
11	64 F. CARICASULO	Yamaha YZF R1	13.204
12	12 X. FORES	Kawasaki ZX-10RR	14.430
13	31 G. GERLOFF	Yamaha YZF R1	16.096
14	77 M. SCHEIB	Kawasaki ZX-10RR	16.266
15	66 T. SYKES	BMW S1000 RR	17.958
16	50 E. LAVERTY	BMW S1000 RR	23.574
17	33 M. MELANDRI	Ducati Panigale V4 R	24.169
18	20 S. BARRIER	Ducati Panigale V4 R	26.146
19	40 R. RAMOS	Kawasaki ZX-10RR	26.790
20	13 T. TAKAHASHI	Honda CBR1000RR-R	39.799
21	63 L. GABELLINI	Honda CBR1000RR-R	1'08.958
NC	23 C. PONSSON	Aprilia RSV4 1000	59.152
RET	36 L. MERCADO	Ducati Panigale V4 R	

SPEED

1	7 C. DAVIES	Ducati Panigale V4 R	326,3
2	19 A. BAUTISTA	Honda CBR1000RR-R	325,3
3	45 S. REDDING	Ducati Panigale V4 R	324,3
4	33 M. MELANDRI	Ducati Panigale V4 R	324,3
5	50 E. LAVERTY	BMW S1000 RR	322,4
6	21 M. RINALDI	Ducati Panigale V4 R	321,4
7	20 S. BARRIER	Ducati Panigale V4 R	320,5
8	22 A. LOWES	Kawasaki ZX-10RR	320,5
9	91 L. HASLAM	Honda CBR1000RR-R	319,5
10	54 T. RAZGATLIOGLU	Yamaha YZF R1	319,5
11	31 G. GERLOFF	Yamaha YZF R1	318,6
12	12 X. FORES	Kawasaki ZX-10RR	318,6
13	64 F. CARICASULO	Yamaha YZF R1	317,6
14	60 M. VAN DER MARK	Yamaha YZF R1	316,7
15	77 M. SCHEIB	Kawasaki ZX-10RR	316,7
16	40 R. RAMOS	Kawasaki ZX-10RR	314,0
17	1 J. REA	Kawasaki ZX-10RR	313,0
18	76 L. BAZ	Yamaha YZF R1	312,1
19	13 T. TAKAHASHI	Honda CBR1000RR-R	311,2
20	66 T. SYKES	BMW S1000 RR	311,2
21	23 C. PONSSON	Aprilia RSV4 1000	310,3
22	63 L. GABELLINI	Honda CBR1000RR-R	307,7

SEG. 1

1	76 L. BAZ	31.279
2	1 J. REA	31.308
3	60 M. VAN DER MARK	31.312
4	21 M. RINALDI	31.339
5	54 T. RAZGATLIOGLU	31.356
6	22 A. LOWES	31.400
7	19 A. BAUTISTA	31.436
8	66 T. SYKES	31.449
9	45 S. REDDING	31.449
10	7 C. DAVIES	31.498
11	91 L. HASLAM	31.526
12	12 X. FORES	31.581
13	31 G. GERLOFF	31.618
14	64 F. CARICASULO	31.629
15	77 M. SCHEIB	31.788
16	50 E. LAVERTY	31.812
17	40 R. RAMOS	31.976
18	33 M. MELANDRI	31.984
19	20 S. BARRIER	32.072
20	63 L. GABELLINI	32.163
21	13 T. TAKAHASHI	32.165
22	23 C. PONSSON	32.324
23	36 L. MERCADO	35.764

SEG. 2

1	1 J. REA	30.786
2	21 M. RINALDI	30.883
3	76 L. BAZ	30.891
4	45 S. REDDING	30.968
5	54 T. RAZGATLIOGLU	31.008
6	60 M. VAN DER MARK	31.008
7	7 C. DAVIES	31.009
8	66 T. SYKES	31.031
9	64 F. CARICASULO	31.059
10	22 A. LOWES	31.072
11	19 A. BAUTISTA	31.099
12	91 L. HASLAM	31.154
13	31 G. GERLOFF	31.193
14	12 X. FORES	31.236
15	20 S. BARRIER	31.275
16	77 M. SCHEIB	31.304
17	33 M. MELANDRI	31.376
18	50 E. LAVERTY	31.405
19	40 R. RAMOS	31.427
20	23 C. PONSSON	31.824
21	63 L. GABELLINI	31.848
22	13 T. TAKAHASHI	31.856

SEG. 3

1	76 L. BAZ	21.177
2	1 J. REA	21.246
3	7 C. DAVIES	21.287
4	45 S. REDDING	21.360
5	19 A. BAUTISTA	21.364
6	22 A. LOWES	21.386
7	54 T. RAZGATLIOGLU	21.396
8	21 M. RINALDI	21.400
9	91 L. HASLAM	21.417
10	66 T. SYKES	21.429
11	60 M. VAN DER MARK	21.463
12	31 G. GERLOFF	21.497
13	64 F. CARICASULO	21.540
14	12 X. FORES	21.566
15	77 M. SCHEIB	21.656
16	50 E. LAVERTY	21.675
17	33 M. MELANDRI	21.675
18	40 R. RAMOS	21.736
19	13 T. TAKAHASHI	21.815
20	20 S. BARRIER	21.886
21	63 L. GABELLINI	22.050
22	23 C. PONSSON	22.214

SEG. 4

1	33 M. MELANDRI	25.940
2	60 M. VAN DER MARK	25.974
3	19 A. BAUTISTA	25.978
4	7 C. DAVIES	25.983
5	45 S. REDDING	26.006
6	22 A. LOWES	26.062
7	64 F. CARICASULO	26.073
8	54 T. RAZGATLIOGLU	26.099
9	91 L. HASLAM	26.107
10	12 X. FORES	26.142
11	1 J. REA	26.144
12	21 M. RINALDI	26.161
13	20 S. BARRIER	26.168
14	50 E. LAVERTY	26.206
15	77 M. SCHEIB	26.246
16	76 L. BAZ	26.251
17	66 T. SYKES	26.356
18	31 G. GERLOFF	26.369
19	40 R. RAMOS	26.421
20	23 C. PONSSON	26.726
21	13 T. TAKAHASHI	26.835
22	63 L. GABELLINI	27.083

30/08/2020

These data/results cannot be reproduced, stored and/or transmitted in whole or in part by any manner of electronic, mechanical, photocopying, recording, broadcasting or otherwise now known or herein after developed without the previous express consent by the copyright owner, except for reproduction in daily press and regular printed publications on sale to the public within 60 days of the event related to those data/results and always provided that copyright symbol appears together as follows below.

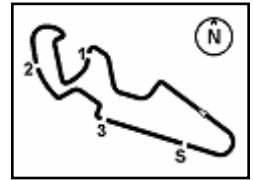
© DORNA WSBK ORGANIZATION Srl 2020

FICR PERUGIA TIMING


Official Tyre Supplier



Official Timekeeper



Prosecco DOC Aragon Round, 28 - 30 August 2020 Chronological Analysis Tissot Superpole Race

MotorLand Aragon 5.077 m

Start at 11:00'50.056

1 / 3

1° 1 J. REA (1'49.620)							
Lap	Seg.1	Seg.2	Seg.3	Seg.4	Lap Time	km/h	Local Time
1		30.786	21.246	26.191	1'51.811	311,2	11:02'41.867
2	31.377	30.847	21.252	26.144	1'49.620	312,1	11:04'31.487
3	31.370	30.870	21.268	26.180	1'49.688	310,3	11:06'21.175
4	31.308	30.950	21.346	26.192	1'49.796	310,3	11:08'10.971
5	31.348	30.944	21.386	26.250	1'49.928	312,1	11:10'00.899
6	31.446	30.854	21.389	26.265	1'49.954	312,1	11:11'50.853
7	31.551	30.944	21.379	26.267	1'50.141	313,0	11:13'40.994
8	31.620	30.978	21.476	26.331	1'50.405	311,2	11:15'31.399
9	31.692	31.137	21.517	26.281	1'50.627	311,2	11:17'22.026
10	31.623	31.248	21.591	26.383	1'50.845	311,2	11:19'12.871
Race Time 18'22.815							

2° 45 S. REDDING (1'49.802)							
Lap	Seg.1	Seg.2	Seg.3	Seg.4	Lap Time	km/h	Local Time
1		31.106	21.465	26.014	1'52.574	320,5	11:02'42.630
2	31.468	30.968	21.360	26.006	1'49.802	320,5	11:04'32.432
3	31.484	31.041	21.415	26.100	1'50.040	320,5	11:06'22.472
4	31.540	31.096	21.482	26.029	1'50.147	320,5	11:08'12.619
5	31.449	31.158	21.611	26.132	1'50.350	324,3	11:10'02.969
6	31.545	31.066	21.376	26.156	1'50.143	318,6	11:11'53.112
7	31.577	31.114	21.518	26.130	1'50.339	317,6	11:13'43.451
8	31.650	31.208	21.514	26.239	1'50.611	315,8	11:15'34.062
9	31.645	31.216	21.607	26.253	1'50.721	316,7	11:17'24.783
10	31.603	31.310	21.531	26.279	1'50.723	317,6	11:19'15.506
Race Time 18'25.450							

3° 60 M. VAN DER MARK (1'49.989)							
Lap	Seg.1	Seg.2	Seg.3	Seg.4	Lap Time	km/h	Local Time
1		31.133	21.463	25.974	1'52.952	316,7	11:02'43.008
2	31.352	31.050	21.486	26.101	1'49.989	314,0	11:04'32.997
3	31.356	31.008	21.541	26.153	1'50.058	313,0	11:06'23.055
4	31.312	31.066	21.475	26.144	1'49.997	314,9	11:08'13.052
5	31.381	31.142	21.525	26.174	1'50.222	315,8	11:10'03.274
6	31.510	31.196	21.533	26.352	1'50.591	313,0	11:11'53.865
7	31.483	31.022	21.572	26.326	1'50.403	312,1	11:13'44.268
8	31.590	31.072	21.595	26.424	1'50.681	311,2	11:15'34.949
9	31.659	31.216	21.689	26.403	1'50.967	310,3	11:17'25.916
10	31.621	31.261	21.568	26.546	1'50.996	309,5	11:19'16.912
Race Time 18'26.856							

4° 19 A. BAUTISTA (1'50.021)							
Lap	Seg.1	Seg.2	Seg.3	Seg.4	Lap Time	km/h	Local Time
1		31.289	21.450	26.112	1'53.427	324,3	11:02'43.483
2	31.648	31.148	21.364	25.978	1'50.138	325,3	11:04'33.621
3	31.654	31.127	21.484	26.077	1'50.342	323,4	11:06'23.963
4	31.436	31.106	21.375	26.104	1'50.021	325,3	11:08'13.984
5	31.717	31.099	21.481	26.086	1'50.383	324,3	11:10'04.367
6	31.744	31.119	21.526	26.272	1'50.661	324,3	11:11'55.028
7	31.818	31.181	21.570	25.998	1'50.567	324,3	11:13'45.595
8	31.700	31.287	21.764	26.301	1'51.052	324,3	11:15'36.647
9	31.732	31.213	21.572	26.287	1'50.804	321,4	11:17'27.451
10	31.689	31.313	21.535	26.443	1'50.980	320,5	11:19'18.431
Race Time 18'28.375							

5° 7 C. DAVIES (1'50.121)							
Lap	Seg.1	Seg.2	Seg.3	Seg.4	Lap Time	km/h	Local Time
1		32.074	21.673	26.022	1'54.986	321,4	11:02'45.042
2	31.765	31.108	21.287	25.983	1'50.143	320,5	11:04'35.185
3	31.705	31.077	21.330	26.064	1'50.176	322,4	11:06'25.361
4	31.584	31.009	21.486	26.078	1'50.157	321,4	11:08'15.518
5	31.498	31.091	21.479	26.053	1'50.121	322,4	11:10'05.639
6	31.817	31.161	21.556	26.208	1'50.742	322,4	11:11'56.381
7	31.703	31.224	21.477	26.090	1'50.494	321,4	11:13'46.875
8	31.586	31.132	21.765	26.046	1'50.529	325,3	11:15'37.404

9	32.026	31.213	21.577	26.126	1'50.942	326,3	11:17'28.346
10	31.631	31.119	21.456	26.295	1'50.501	323,4	11:19'18.847
Race Time 18'28.791							

6° 22 A. LOWES (1'50.110)							
Lap	Seg.1	Seg.2	Seg.3	Seg.4	Lap Time	km/h	Local Time
1		31.088	21.523	26.073	1'52.849	319,5	11:02'42.905
2	31.762	31.109	21.446	26.062	1'50.379	320,5	11:04'33.284
3	31.571	31.072	21.386	26.088	1'50.117	318,6	11:06'23.401
4	31.400	31.161	21.413	26.274	1'50.248	315,8	11:08'13.649
5	31.470	31.099	21.398	26.143	1'50.110	318,6	11:10'03.759
6	31.458	31.210	21.591	26.346	1'50.605	316,7	11:11'54.364
7	31.586	31.231	21.679	26.437	1'50.933	313,0	11:13'45.297
8	31.845	31.380	21.626	26.385	1'51.236	313,0	11:15'36.533
9	32.173	31.272	21.479	26.305	1'51.229	316,7	11:17'27.762
10	31.755	31.118	21.556	26.912	1'51.341	315,8	11:19'19.103
Race Time 18'29.047							

7° 54 T. RAZGATLIOGLU (1'49.869)							
Lap	Seg.1	Seg.2	Seg.3	Seg.4	Lap Time	km/h	Local Time
1		31.118	21.497	26.104	1'53.587	319,5	11:02'43.643
2	31.356	31.008	21.406	26.099	1'49.869	319,5	11:04'33.512
3	31.535	31.077	21.396	26.203	1'50.211	318,6	11:06'23.723
4	31.493	31.047	21.402	26.211	1'50.153	318,6	11:08'13.876
5	31.428	31.185	21.434	26.337	1'50.384	318,6	11:10'04.260
6	31.687	31.069	21.601	26.363	1'50.720	318,6	11:11'54.980
7	31.700	31.160	21.593	26.604	1'51.057	314,9	11:13'46.037
8	31.672	31.211	21.660	26.252	1'50.795	316,7	11:15'36.832
9	32.028	31.609	21.537	26.512	1'51.686	315,8	11:17'28.518
10	31.727	31.422	21.722	26.576	1'51.447	313,0	11:19'19.965
Race Time 18'29.909							

8° 21 M. RINALDI (1'49.820)							
Lap	Seg.1	Seg.2	Seg.3	Seg.4	Lap Time	km/h	Local Time
1		32.120	21.692	26.545	1'55.049	317,6	11:02'45.105
2	31.976	31.179	21.572	26.265	1'50.992	317,6	11:04'36.097
3	31.592	31.034	21.516	26.326	1'50.468	318,6	11:06'26.565
4	31.685	31.062	21.448	26.305	1'50.500	315,8	11:08'17.065
5	31.772	31.061	21.506	26.201	1'50.540	318,6	11:10'07.605
6	31.563	31.033	21.614	26.325	1'50.535	320,5	11:11'58.140
7	31.726	31.349	21.898	26.161	1'51.134	316,7	11:13'49.274
8	31.553	30.996	21.428	26.212	1'50.189	315,8	11:15'39.463
9	31.339	30.883	21.400	26.198	1'49.820	321,4	11:17'29.283
10	31.768	31.184	21.989	26.236	1'51.177	318,6	11:19'20.460
Race Time 18'30.404							

9° 76 L. BAZ (1'49.739)							
Lap	Seg.1	Seg.2	Seg.3	Seg.4	Lap Time	km/h	Local Time
1		30.928	21.177	26.295	1'52.243	308,6	11:02'42.299
2	31.285	30.891	21.312	26.251	1'49.739	308,6	11:04'32.038
3	31.358	30.979	21.303	26.358	1'49.998	308,6	11:06'22.036
4	31.279	31.095	21.333	26.451	1'50.158	307,7	11:08'12.194
5	31.554	31.127	21.471	26.503	1'50.655	309,5	11:10'02.849
6	32.020	31.288	21.583	26.732	1'51.623	310,3	11:11'54.472
7	31.678	31.171	21.828	26.943	1'51.620	310,3	11:13'46.092
8	31.760	31.160	21.746	26.368	1'51.034	312,1	11:15'37.126
9	32.517	31.310	21.563	26.594	1'51.984	312,1	11:17'29.110
10	31.769	31.245	21.927	26.729	1'51.670	312,1	11:19'20.780
Race Time 18'30.724							

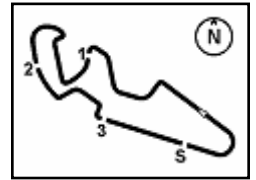
10° 91 L. HASLAM (1'50.299)							
Lap	Seg.1	Seg.2	Seg.3	Seg.4	Lap Time	km/h	Local Time
1		31.514	21.417	26.107	1'53.798	319,5	11:02'43.854
2	31.526	31.193	21.428	26.152	1'50.299	318,6	11:04'34.153
3	31.643	31.154	21.680	26.234	1'50.711	317,6	11:06'24.864
4	31.650	31.241	21.501	26.374	1'50.766	314,0	11:08'15.630
5	31.711	31.206	21.572	26.428	1'50.917	316,7	11:10'06.547

30/08/2020

P = Pits In/Out - C = Lap Time Cancelled

These data/results cannot be reproduced, stored and/or transmitted in whole or in part by any manner of electronic, mechanical, photocopying, recording, broadcasting or otherwise now known or herein after developed without the previous express consent by the copyright owner, except for reproduction in daily press and regular printed publications on sale to the public within 60 days of the event related to those data/results and always provided that copyright symbol appears together as follows below.

© DORNA WSBK ORGANIZATION Srl 2020



MotorLand Aragon 5.077 m

Prosecco DOC Aragon Round, 28 - 30 August 2020 Chronological Analysis Tissot Superpole Race

Start at 11:00'50.056

2 / 3

6	31.883	31.270	21.687	26.408	1'51.248	316,7	11:11'57.795	3	31.626	31.031	21.595	26.392	1'50.644	308,6	11:06'28.875
7	31.884	31.431	21.838	26.482	1'51.635	314,0	11:13'49.430	4	31.449	31.245	21.735	26.429	1'50.858	309,5	11:08'19.733
8	31.710	31.260	21.654	26.438	1'51.062	315,8	11:15'40.492	5	31.727	31.360	21.803	26.356	1'51.246	311,2	11:10'30.979
9	31.857	31.598	21.719	26.615	1'51.789	315,8	11:17'32.281	6	31.979	31.340	21.738	26.588	1'51.645	308,6	11:12'02.624
10	32.079	31.641	21.805	26.464	1'51.989	313,0	11:19'24.270	7	32.110	31.482	21.787	26.597	1'51.976	308,6	11:13'54.600

Race Time 18'34.214

11° 64 F. CARICASULO (1'50.744)

Lap	Seg.1	Seg.2	Seg.3	Seg.4	Lap Time	km/h	Local Time
1		32.597	21.697	26.073	1'55.999	317,6	11:02'46.055
2	31.629	31.308	21.754	26.270	1'50.961	315,8	11:04'37.016
3	31.901	31.059	21.796	26.095	1'50.851	317,6	11:06'27.867
4	31.744	31.154	21.728	26.118	1'50.744	316,7	11:08'18.611
5	32.237	31.272	21.555	26.402	1'51.466	316,7	11:10'10.077
6	31.747	31.135	21.621	26.507	1'51.010	313,0	11:12'01.087
7	31.733	31.164	21.613	26.398	1'50.908	312,1	11:13'51.995
8	31.786	31.266	21.540	26.402	1'50.994	312,1	11:15'42.989
9	31.864	31.203	21.666	26.630	1'51.363	312,1	11:17'34.352
10	31.967	31.245	21.677	26.834	1'51.723	310,3	11:19'26.075

Race Time 18'36.019

12° 12 X. FORES (1'50.832)

Lap	Seg.1	Seg.2	Seg.3	Seg.4	Lap Time	km/h	Local Time
1		32.069	21.722	26.206	1'55.507	318,6	11:02'45.563
2	31.851	31.348	21.850	26.179	1'51.228	316,7	11:04'36.791
3	31.611	31.294	21.873	26.142	1'50.920	318,6	11:06'27.711
4	31.581	31.248	21.681	26.322	1'50.832	312,1	11:08'18.543
5	32.078	31.354	21.566	26.320	1'51.318	312,1	11:10'09.861
6	31.807	31.236	21.883	26.450	1'51.376	314,0	11:12'01.237
7	31.843	31.352	21.703	26.361	1'51.259	311,2	11:13'52.496
8	31.842	31.311	21.693	26.479	1'51.325	306,8	11:15'43.821
9	31.842	31.436	21.746	26.455	1'51.479	312,1	11:17'35.300
10	31.995	31.560	21.756	26.690	1'52.001	309,5	11:19'27.301

Race Time 18'37.245

13° 31 G. GERLOFF (1'51.038)

Lap	Seg.1	Seg.2	Seg.3	Seg.4	Lap Time	km/h	Local Time
1		31.752	21.815	26.520	1'55.113	312,1	11:02'45.169
2	31.789	31.219	21.841	26.369	1'51.218	318,6	11:04'36.387
3	31.699	31.288	21.618	26.433	1'51.038	313,0	11:06'27.425
4	31.618	31.326	21.497	26.633	1'51.074	310,3	11:08'18.499
5	32.463	31.499	21.588	26.509	1'52.059	315,8	11:10'10.558
6	31.839	31.193	21.605	26.504	1'51.141	315,8	11:12'01.699
7	32.684	31.408	21.590	26.468	1'52.150	312,1	11:13'53.849
8	31.899	31.412	21.544	26.717	1'51.572	307,7	11:15'45.421
9	32.135	31.429	21.505	26.684	1'51.753	314,0	11:17'37.174
10	31.960	31.573	21.567	26.693	1'51.793	309,5	11:19'28.967

Race Time 18'38.911

14° 77 M. SCHEIB (1'51.111)

Lap	Seg.1	Seg.2	Seg.3	Seg.4	Lap Time	km/h	Local Time
1		31.684	21.767	26.507	1'55.291	313,0	11:02'45.347
2	31.874	31.305	21.686	26.246	1'51.111	316,7	11:04'36.458
3	31.788	31.304	21.714	26.329	1'51.135	314,0	11:06'27.593
4	32.118	31.466	21.764	26.278	1'51.626	313,0	11:08'19.219
5	31.861	31.600	21.698	26.430	1'51.589	314,9	11:10'10.808
6	31.871	31.368	21.732	26.328	1'51.299	314,0	11:12'02.107
7	32.445	31.461	21.683	26.287	1'51.876	314,9	11:13'53.983
8	32.005	31.451	21.656	26.327	1'51.439	312,1	11:15'45.422
9	32.006	31.522	21.766	26.572	1'51.866	313,0	11:17'37.288
10	31.939	31.614	21.743	26.553	1'51.849	312,1	11:19'29.137

Race Time 18'39.081

15° 66 T. SYKES (1'50.604)

Lap	Seg.1	Seg.2	Seg.3	Seg.4	Lap Time	km/h	Local Time
1		34.020	21.722	26.711	1'57.571	304,2	11:02'47.627
2	31.576	31.153	21.429	26.446	1'50.604	308,6	11:04'38.231

16° 50 E. LAVERTY (1'51.375)

Lap	Seg.1	Seg.2	Seg.3	Seg.4	Lap Time	km/h	Local Time
1		34.176	21.921	26.586	1'59.106	320,5	11:02'49.162
2	32.345	31.413	21.781	26.206	1'51.745	322,4	11:04'40.907
3	31.906	31.567	21.930	26.384	1'51.787	321,4	11:06'32.694
4	31.812	31.405	21.675	26.483	1'51.375	318,6	11:08'24.069
5	32.089	31.554	21.754	26.613	1'52.010	318,6	11:10'16.079
6	32.010	31.622	21.783	26.560	1'51.975	319,5	11:12'08.054
7	32.218	31.584	21.767	26.439	1'52.008	316,7	11:14'00.062
8	32.192	31.497	21.801	26.596	1'52.086	314,0	11:15'52.148
9	32.069	31.425	21.887	26.680	1'52.061	315,8	11:17'44.209
10	32.339	31.482	21.869	26.546	1'52.236	315,8	11:19'36.445

Race Time 18'46.389

17° 33 M. MELANDRI (1'51.266)

Lap	Seg.1	Seg.2	Seg.3	Seg.4	Lap Time	km/h	Local Time
1		34.330	22.145	26.095	1'59.155	323,4	11:02'49.211
2	32.005	32.274	21.747	25.940	1'51.966	323,4	11:04'41.177
3	31.984	31.437	21.863	26.807	1'52.091	322,4	11:06'33.268
4	32.073	31.577	21.863	26.158	1'51.671	322,4	11:08'24.939
5	31.986	31.376	21.788	26.116	1'51.266	322,4	11:10'16.205
6	32.087	31.649	21.849	26.345	1'51.930	324,3	11:12'08.135
7	32.365	32.125	22.170	26.195	1'52.855	321,4	11:14'00.990
8	32.101	31.511	21.675	26.295	1'51.582	317,6	11:15'52.572
9	31.993	31.606	21.773	26.302	1'51.674	323,4	11:17'44.246
10	32.552	31.597	22.017	26.628	1'52.794	318,6	11:19'37.040

Race Time 18'46.984

18° 20 S. BARRIER (1'51.751)

Lap	Seg.1	Seg.2	Seg.3	Seg.4	Lap Time	km/h	Local Time
1		33.387	22.220	26.168	1'58.107	320,5	11:02'48.163
2	32.072	31.477	22.133	26.290	1'51.972	312,1	11:04'40.135
3	32.204	31.400	21.891	26.256	1'51.751	312,1	11:06'31.886
4	32.102	31.275	21.890	26.490	1'51.757	311,2	11:08'23.643
5	32.225	31.391	21.886	26.371	1'51.873	312,1	11:10'15.516
6	32.387	31.473	21.890	26.477	1'52.227	311,2	11:12'07.743
7	32.394	32.281	22.034	26.497	1'53.206	312,1	11:14'00.949
8	32.757	31.709	21.994	26.518	1'52.978	314,0	11:15'53.927
9	32.153	31.467	21.958	26.837	1'52.415	311,2	11:17'46.342
10	32.410	31.440	22.113	26.712	1'52.675	310,3	11:19'39.017

Race Time 18'48.961

19° 40 R. RAMOS (1'51.650)

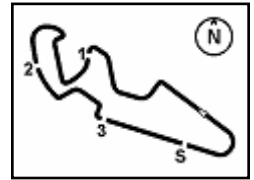
Lap	Seg.1	Seg.2	Seg.3	Seg.4	Lap Time	km/h	Local Time
1		32.452	22.253	26.667	1'58.428	314,0	11:02'48.484
2	32.230	31.427	21.963	26.429	1'52.049	312,1	11:04'40.533
3	32.116	31.504	21.949	26.739	1'52.308	307,7	11:06'32.841
4	32.002	31.491	21.736	26.421	1'51.650	309,5	11:08'24.491
5	32.124	31.430	21.856	26.575	1'51.985	311,2	11:10'16.476
6	32.117	31.598	21.960	26.436	1'52.111	310,3	11:12'08.587
7	32.170	31.866	22.006	26.511	1'52.553	314,0	11:14'01.140
8	32.463	31.517	21.946	26.653	1'52.579	305,1	11:15'53.719
9	31.976	31.699	22.753	26.593	1'53.021	309,5	11:17'46.740
10	32.257	31.674	22.170	26.820	1'52.921	305,9	11:19'39.661

Race Time 18'49.605

30/08/2020 P = Pits In/Out - C = Lap Time Cancelled

These data/results cannot be reproduced, stored and/or transmitted in whole or in part by any manner of electronic, mechanical, photocopying, recording, broadcasting or otherwise now known or herein after developed without the previous express consent by the copyright owner, except for reproduction in daily press and regular printed publications on sale to the public within 60 days of the event related to those data/results and always provided that copyright symbol appears together as follows below.

© DORNA WSBK ORGANIZATION Srl 2020



Prosecco DOC Aragon Round, 28 - 30 August 2020 Chronological Analysis Tissot Superpole Race

Start at 11:00'50.056

20° 13 T. TAKAHASHI (1'52.744)							
Lap	Seg.1	Seg.2	Seg.3	Seg.4	Lap Time	km/h	Local Time
1		33.237	22.764	27.115	2'00.404	309,5	11:02'50.460
2	32.259	31.898	22.046	26.929	1'53.132	311,2	11:04'43.592
3	32.461	32.202	22.064	27.136	1'53.863	306,8	11:06'37.455
4	32.165	31.929	21.815	26.835	1'52.744	307,7	11:08'30.199
5	32.308	31.856	22.119	27.042	1'53.325	308,6	11:10'23.524
6	32.530	32.273	22.309	26.955	1'54.067	311,2	11:12'17.591
7	32.431	32.146	22.339	27.155	1'54.071	310,3	11:14'11.662
8	32.460	32.169	22.268	26.988	1'53.885	308,6	11:16'05.547
9	32.265	31.954	22.037	26.965	1'53.221	310,3	11:17'58.768
10	32.324	32.228	22.190	27.160	1'53.902	307,7	11:19'52.670
					Race Time	19'02.614	

NC 23 C. PONSSON (1'53.214)							
Lap	Seg.1	Seg.2	Seg.3	Seg.4	Lap Time	km/h	Local Time
1		33.164	22.241	26.756	1'58.318	310,3	11:02'48.374
2	32.620	32.614	22.527	26.726	1'54.487	309,5	11:04'42.861
3	32.324	31.824	22.239	26.827	1'53.214	305,1	11:06'36.075
4	32.534	31.952	22.214	26.876	1'53.576	306,8	11:08'29.651
5	32.362	32.021	22.310	26.997	1'53.690	307,7	11:10'23.341
6	32.421	32.355	22.240	26.861	1'53.877	306,8	11:12'17.218
7	32.454	31.952	22.638	27.058	1'54.102	306,8	11:14'11.320
8	32.544	31.974	22.555	27.272	1'54.345	305,1	11:16'05.665
9	32.544	31.945	24.987	27.336	1'56.812	306,8	11:18'02.477
10	35.655	33.702	24.769	35.420	2'09.546P	286,5	11:20'12.023
					Race Time	19'21.967	

22° 63 L. GABELLINI (1'53.508)							
Lap	Seg.1	Seg.2	Seg.3	Seg.4	Lap Time	km/h	Local Time
1		33.448	22.537	27.086	1'59.886	306,8	11:02'49.942
2	32.163	31.904	22.358	27.083	1'53.508	307,7	11:04'43.450
3	32.358	31.949	22.084	27.411	1'53.802	300,0	11:06'37.252
4	32.667	31.848	22.086	27.534	1'54.135	300,0	11:08'31.387
5	32.342	32.104	22.050	27.355	1'53.851	300,8	11:10'25.238
6	32.398	32.162	22.104	27.297	1'53.961	304,2	11:12'19.199
7	32.446	32.005	37.347	29.794	2'11.592	268,0	11:14'30.791
8	33.765	33.201	23.030	27.688	1'57.684	299,2	11:16'28.475
9	32.952	32.402	22.762	27.750	1'55.866	299,2	11:18'24.341
10	33.465	32.619	22.983	28.421	1'57.488	297,5	11:20'21.829
					Race Time	19'31.773	

30/08/2020 P = Pits In/Out - C = Lap Time Cancelled

These data/results cannot be reproduced, stored and/or transmitted in whole or in part by any manner of electronic, mechanical, photocopying, recording, broadcasting or otherwise now known or herein after developed without the previous express consent by the copyright owner, except for reproduction in daily press and regular printed publications on sale to the public within 60 days of the event related to those data/results and always provided that copyright symbol appears together as follows below.

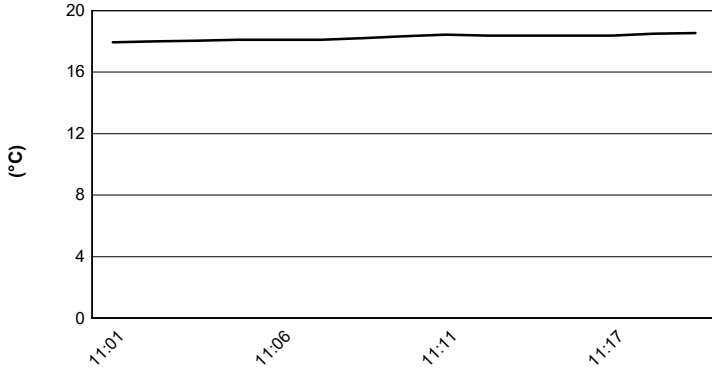
© DORNA WSBK ORGANIZATION Srl 2020

Prosecco DOC Aragon Round, 28 - 30 August 2020

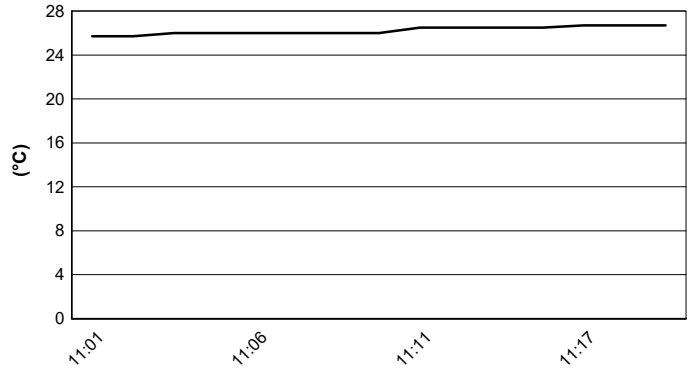
Weather Report Tissot Superpole Race

Session started 11:01 - Session ended 11:21


Air Temperature



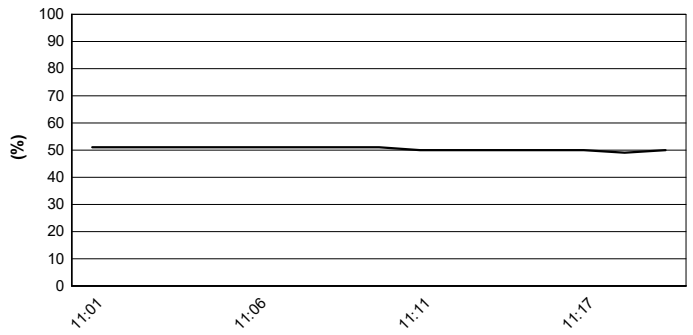
Track Temperature



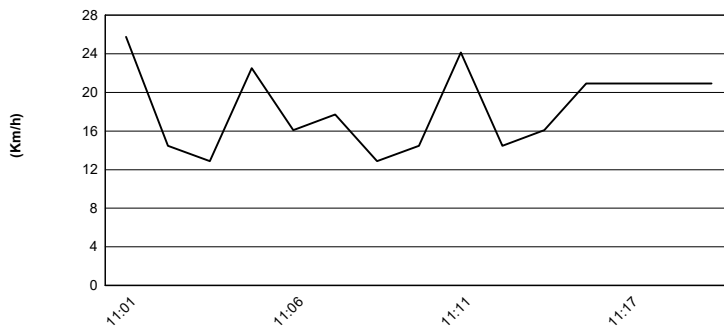
Air Pressure



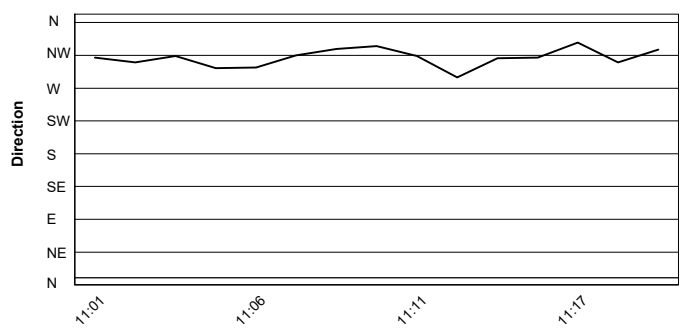
Humidity



Wind Speed



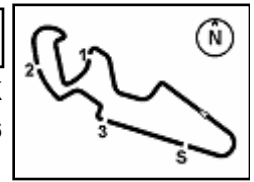
Wind Direction



30/08/2020

These data/results cannot be reproduced, stored and/or transmitted in whole or in part by any manner of electronic, mechanical, photocopying, recording, broadcasting or otherwise now known or herein after developed without the previous express consent by the copyright owner, except for reproduction in daily press and regular printed publications on sale to the public within 60 days of the event related to those data/results and always provided that copyright symbol appears together as follows below.

© DORNA WSBK ORGANIZATION Srl 2020



Prosecco DOC Aragon Round, 28 - 30 August 2020
Manufacturers Standings

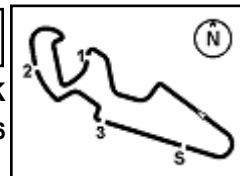
	Points	Points From First	Points From Previous	March 1	August 2	August 9	August 30	September 6	September 20	October 4	October 18						
				PHILLIP ISLAND	JEREZ	PORTIMÃO	ARAGON	TERUEL	BARCELONA	MAGNY-COURS	ESTORIL						
1 KAWASAKI	190			20 25 12	20 11 12	25 25 12	16 12										
2 DUCATI	168	22		16 16 7	25 25 9	11 20 5	25 9										
3 YAMAHA	149	41	19	25 13 9	16 16 7	20 16 9	11 7										
4 HONDA	72	118	77	11 10 2	9 8 1	7 11 1	6 6										
5 BMW	48	142	24	7 6 4	1 5 4	8 9 4											
6 APRILIA	4	186	44		4												

30/08/2020 First Line: Race 1 & 2 - Second Line: Tissot Superpole Race

These data/results cannot be reproduced, stored and/or transmitted in whole or in part by any manner of electronic, mechanical, photocopying, recording, broadcasting or otherwise now known or herein after developed without the previous express consent by the copyright owner, except for reproduction in daily press and regular printed publications on sale to the public within 60 days of the event related to those data/results and always provided that copyright symbol appears together as follows below.

© DORNA WSBK ORGANIZATION Srl 2020





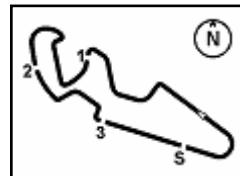
Prosecco DOC Aragon Round, 28 - 30 August 2020 Tissot Superpole Award

	Points	Points From First	Points From Previous	March 1	August 2	August 9	August 30	September 6	September 20	October 4	October 18							
				PHILLIP ISLAND	JEREZ	PORTIMÃO	ARAGON	TERUEL	BARCELONA	MAGNY-COURS	ESTORIL							
1 REA Jonathan (GBR)	88			7 12	9 12	12 12	12 12											
2 REDDING Scott (GBR)	60	28		9 7	12 9	2 5	7 9											
3 RAZGATLIOGLU Toprak (TUR)	41	47	19	6 9	5	9 9	3											
4 VAN DER MARK Michael (NED)	39	49	2	4 5	6 7	5 3	2 7											
5 SYKES Tom (GBR)	37	51	2	12 4	7 4	6 4												
6 BAZ Loris (FRA)	37	51	0	3 3	4 6	4 7	9 1											
7 LOWES Alex (GBR)	34	54	3	2 6	3	7 6	6 4											
8 HASLAM Leon (GBR)	14	74	20	5 2	1 1	1	4											
9 DAVIES Chaz (GBR)	14	74	0		3 5		1 5											
10 RINALDI Michael Ruben (ITA)	13	75	1	1		3 2	5 2											
11 BAUTISTA Alvaro (ESP)	11	77	2		2		3 6											
12 GERLOFF Garrett (USA)	2	86	9		2													
13 LAVERTY Eugene (IRL)	1	87	1			1												
14 CORTESE Sandro (GER)	1	87	0	1														

30/08/2020 Odd points columns: Tissot Superpole Even points columns: Tissot Superpole Race

These data/results cannot be reproduced, stored and/or transmitted in whole or in part by any manner of electronic, mechanical, photocopying, recording, broadcasting or otherwise now known or herein after developed without the previous express consent by the copyright owner, except for reproduction in daily press and regular printed publications on sale to the public within 60 days of the event related to those data/results and always provided that copyright symbol appears together as follows below.

© DORNA WSBK ORGANIZATION Srl 2020



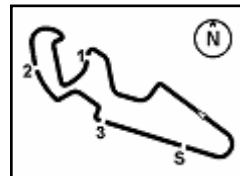
Prosecco DOC Aragon Round, 28 - 30 August 2020 Championship Standings

Points	Points From First	Points From Previous	March 1 PHILLIP ISLAND		August 2 JEREZ		August 9 PORTIMÃO		August 30 ARAGON		September 6 TERUEL		September 20 BARCELONA		October 4 MAGNY-COURS		October 18 ESTORIL		
			1	2	1	2	1	2	1	2	1	2	1	2	1	2	1	2	
1	REDDING Scott (GBR)	166	16	16	25	25	9	20	25										
			7		9		5		9										
2	REA Jonathan (GBR)	164	2		20	10	25	25	16										
			12		12		12		12										
3	RAZGATLIOGLU Toprak (TUR)	116	50	48	25	16	16	20	8	10									
			9		9		9		3										
4	VAN DER MARK Michael (NED)	100	66	16	13	13		9	16	16	11								
			5		7		7		3		7								
5	DAVIES Chaz (GBR)	100	66	0	8	11	13	20	5	13	20								
					5		5		5		5								
6	LOWES Alex (GBR)	95	71	5	20	25	7	11	13										
			6		3		3		6		4								
7	RINALDI Michael Ruben (ITA)	68	98	27	6		10	13	11	10	13								
			1		1		2		2		2								
8	BAZ Loris (FRA)	64	102	4	9	8	11		10		9								
			3		6		6		7		1								
9	BAUTISTA Alvaro (ESP)	61	105	3	10	10	9	8	7	11									
											6								
10	SYKES Tom (GBR)	47	119	14	7	6		5	8	9									
			4		4		4		4		4								
11	HASLAM Leon (GBR)	42	124	5	11	4	6	4	4	3	6								
			2		1		1		1		1								
12	FORES Xavi (ESP)	22	144	20	5	3	3	3	3		8								
13	GERLOFF Garrett (USA)	22	144	0	2		5	6	2	5									
							2												
14	CARICASULO Federico (ITA)	19	147	3	4				1	7	7								
15	MELANDRI Marco (ITA)	19	147	0		8	7		2	2									
16	LAVERTY Eugene (IRL)	16	150	3	5		1		6	4									
17	CORTESE Sandro (GER)	14	152	2	3	7	2	2											
18	MERCADO Leandro (ARG)	12	154	2			1		6	5									
19	SCHEIB Maximilian (CHI)	10	156	2	1	9													
20	BARRIER Sylvain (FRA)	5	161	5					1	4									
21	PONSSON Christophe (FRA)	4	162	1		4													
22	RAMOS Roman (ESP)	3	163	1						3									
23	TAKAHASHI Takumi (JPN)	1	165	2					1										

30/08/2020 First Line: Race 1 & 2 - Second Line: Tissot Superpole Race

These data/results cannot be reproduced, stored and/or transmitted in whole or in part by any manner of electronic, mechanical, photocopying, recording, broadcasting or otherwise now known or herein after developed without the previous express consent by the copyright owner, except for reproduction in daily press and regular printed publications on sale to the public within 60 days of the event related to those data/results and always provided that copyright symbol appears together as follows below.

© DORNA WSBK ORGANIZATION Srl 2020



Prosecco DOC Aragon Round, 28 - 30 August 2020 Championship Standings

Points	Points From First	Points From Previous	Independent Riders																
			March 1 PHILLIP ISLAND	August 2 JEREZ	August 9 PORTIMÃO	August 30 ARAGON	September 6 TERUEL	September 20 BARCELONA	October 4 MAGNY-COURS	October 18 ESTORIL									
1 RINALDI Michael Ruben (ITA)	68		6 1	10 13	11 10	13 2													
2 BAZ Loris (FRA)	64 4		9 3	8 6	11 7	10 1	9 8												
3 FORES Xavi (ESP)	22 46 42		5	3 3	3	8													
4 GERLOFF Garrett (USA)	22 46 0		2	5 2	6 2	5													
5 MELANDRI Marco (ITA)	19 49 3			8 7	2	2													
6 CARICASULO Federico (ITA)	19 49 0		4		1 7	7													
7 CORTESE Sandro (GER)	14 54 5		3 7	2 2															
8 MERCADO Leandro (ARG)	12 56 2			1	6 5														
9 SCHEIB Maximilian (CHI)	10 58 2		1 9																
10 BARRIER Sylvain (FRA)	5 63 5				1 4														
11 PONSSON Christophe (FRA)	4 64 1		4																
12 RAMOS Roman (ESP)	3 65 1				3														
13 TAKAHASHI Takumi (JPN)	1 67 2				1														

30/08/2020 First Line: Race 1 & 2 - Second Line: Tissot Superpole Race

These data/results cannot be reproduced, stored and/or transmitted in whole or in part by any manner of electronic, mechanical, photocopying, recording, broadcasting or otherwise now known or herein after developed without the previous express consent by the copyright owner, except for reproduction in daily press and regular printed publications on sale to the public within 60 days of the event related to those data/results and always provided that copyright symbol appears together as follows below.

© DORNA WSBK ORGANIZATION Srl 2020