

## Motocard Aragon Round, 5-7 April 2019

### Results Race 2

Laps 18 = 91,386 Km - Time of Race 33'16.448 - Avg. 164,787 km/h

Pos	Grid	No. Rider	Nat	Team	Bike	Class	LL	Gap	Rel.	Fastest Lap	Speed	Qualifying	Speed
1	1	<b>19 A. BAUTISTA</b>	ESP	ARUBA.IT Racing - Ducati	Ducati Panigale V4 R		18			1'49.958	321,4	1'49.049	319,5
2	10	<b>1 J. REA</b>	GBR	Kawasaki Racing Team WorldSBK	Kawasaki ZX-10RR		18	<b>6.867</b>	6.867	1'50.624	318,6	1'50.013	310,3
3	8	<b>7 C. DAVIES</b>	GBR	ARUBA.IT Racing - Ducati	Ducati Panigale V4 R		18	<b>7.127</b>	0.260	1'50.876	321,4	1'49.970	318,6
4	12	<b>91 L. HASLAM</b>	GBR	Kawasaki Racing Team WorldSBK	Kawasaki ZX-10RR		18	<b>7.581</b>	0.454	1'50.619	321,4	1'50.383	314,9
5	4	<b>22 A. LOWES</b>	GBR	Pata Yamaha WorldSBK Team	Yamaha YZF R1		18	<b>11.549</b>	3.968	1'51.012	317,6	1'49.563	314,0
6	6	<b>50 E. LAVERTY</b>	IRL	Team Gooleven	Ducati Panigale V4 R	IND	18	<b>16.797</b>	5.248	1'50.721	323,4	1'49.722	312,1
7	9	<b>81 J. TORRES</b>	ESP	Team Pedercini Racing	Kawasaki ZX-10RR	IND	18	<b>17.825</b>	1.028	1'51.297	314,0	1'49.984	307,7
8	11	<b>60 M. VAN DER MARK</b>	NED	Pata Yamaha WorldSBK Team	Yamaha YZF R1		18	<b>18.788</b>	0.963	1'51.101	318,6	1'50.264	314,9
9	5	<b>21 M. RINALDI</b>	ITA	BARNI Racing Team	Ducati Panigale V4 R	IND	18	<b>19.329</b>	0.541	1'50.727	322,4	1'49.689	315,8
10	2	<b>11 S. CORTESE</b>	GER	GRT Yamaha WorldSBK	Yamaha YZF R1	IND	18	<b>20.351</b>	1.022	1'51.196	318,6	1'49.414	308,6
11	13	<b>33 M. MELANDRI</b>	ITA	GRT Yamaha WorldSBK	Yamaha YZF R1	IND	18	<b>23.546</b>	3.195	1'50.992	314,0	1'50.560	309,5
12	3	<b>66 T. SYKES</b>	GBR	BMW Motorrad WorldSBK Team	BMW S1000 RR		18	<b>23.974</b>	0.428	1'51.212	314,9	1'49.557	305,9
13	14	<b>2 L. CAMIER</b>	GBR	Moriwaki Althea Honda Team	Honda CBR1000RR		18	<b>35.177</b>	11.203	1'51.795	314,0	1'50.812	307,7
14	17	<b>23 R. KIYONARI</b>	JPN	Moriwaki Althea Honda Team	Honda CBR1000RR		18	<b>1'01.477</b>	26.300	1'52.290	314,9	1'52.716	309,5
15	7	<b>28 M. REITERBERGER</b>	GER	BMW Motorrad WorldSBK Team	BMW S1000 RR		18	<b>1'39.168</b>	37.691	1'51.393	314,0	1'49.779	307,7
-----Not Classified-----													
RET	18	<b>52 A. DELBIANCO</b>	ITA	Althea Mie Racing Team	Honda CBR1000RR	IND	10	<b>8 Laps</b>		1'53.137	302,5	1'52.769	295,9
RET	16	<b>54 T. RAZGATLIOGLU</b>	TUR	Turkish Puccetti Racing	Kawasaki ZX-10RR	IND	7	<b>11 Laps</b>		1'51.293	319,5	1'50.985	312,1

AIR	Humidity:	45%	Temp:	13°C
TRACK	Condition:	Dry	Temp:	24°C

Records	Pole (SP)	2019	A.Bautista	1'49.049	167,61 Km/h
	Race (RC1)	2019	A.Bautista	1'49.755	166,53 Km/h
	All Times (SP)	2019	A.Bautista	1'49.049	167,61 Km/h
Race Fastest Lap		Lap 2	A.Bautista	1'49.958	166,22 Km/h

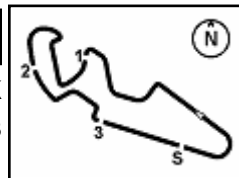
LAP LEADERS				
No. Rider	From	To	Laps	Total
<b>19 A. BAUTISTA</b>	1	18	18	18

TOTAL LEADER LAPS		
No. Rider	Laps	
<b>19 A. BAUTISTA</b>	112	
<b>1 J. REA</b>	8	

Start 07/04/2019 14:00 End 14:35 The results are provisional until the end of the time limit for protests and appeals and the completion of the technical checks.

These data/results cannot be reproduced, stored and/or transmitted in whole or in part by any manner of electronic, mechanical, photocopying, recording, broadcasting or otherwise now known or herein after developed without the previous express consent by the copyright owner, except for reproduction in daily press and regular printed publications on sale to the public within 60 days of the event related to those data/results and always provided that copyright symbol appears together as follows below.

© DORNA WSBK ORGANIZATION Srl 2019



## Motocard Aragon Round, 5-7 April 2019 Results Race 2

### Race Highlights

Time	No. Rider	Description
13.57.56		Warm-up Lap Start
14.00.48		Start
14.01.38	52 Delbianco	Ride Through
14.02.31		No Jump Start
14.06.29	52 Delbianco	Entered Pits
14.13.45	23 Kiyonari	On the Gravel - Re-Joined - Turn 14
14.15.26	54 Razgatliloglu	Technical Problem - Turn 10
14.16.09	54 Razgatliloglu	Out
14.19.15	28 Reiterberger	On Asphalt - Re-Joined - Turn 12
14.20.24	52 Delbianco	Entered Pits
14.21.03	52 Delbianco	Retired
14.28.17	28 Reiterberger	On Asphalt - Re-Joined - Turn 5
14.35.42		End Of Session

Start                      End                      The results are provisional until the end of the time limit for protests and appeals  
07/04/2019              14:00                      14:35                      and the completion of the technical checks.

These data/results cannot be reproduced, stored and/or transmitted in whole or in part by any manner of electronic, mechanical, photocopying, recording, broadcasting or otherwise now known or herein after developed without the previous express consent by the copyright owner, except for reproduction in daily press and regular printed publications on sale to the public within 60 days of the event related to those data/results and always provided that copyright symbol appears together as follows below.

© DORNA WSBK ORGANIZATION Srl 2019

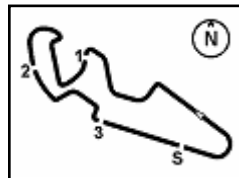
FKR PERUGIA TIMING



Official Tyre Supplier



Official Timekeeper



MotorLand Aragon 5.077 m

1 / 4

**Motocard Aragon Round, 5-7 April 2019**
**Lap Chart Race 2**

		Lap																	
	1	2	3	4	5	6	7	8	9	10	11	12	13	14	15	16	17	18	
1	19	19	19	19	19	19	19	19	19	19	19	19	19	19	19	19	19	19	19
2	1	7	7	7	7	7	7	7	7	7	7	7	7	7	7	7	7	7	1
3	7	1	1	1	22	22	22	22	22	1	1	1	91	91	91	1	1	1	7
4	22	22	22	22	1	1	1	1	1	22	22	91	1	1	1	1	91	91	91
5	66	91	91	91	91	91	91	91	91	91	91	22	22	22	22	22	22	22	22
6	81	81	50	50	50	50	50	50	50	50	50	50	50	50	50	50	50	50	50
7	91	66	81	81	81	81	81	81	81	81	81	81	81	81	60	60	60	81	81
8	50	50	66	66	66	66	66	66	60	60	60	60	60	81	81	81	60	60	60
9	33	33	33	33	33	60	60	60	33	33	33	21	21	21	21	21	21	21	21
10	60	60	60	60	60	33	33	33	21	21	21	11	11	11	11	11	11	11	11
11	11	11	11	11	11	11	21	21	11	11	11	33	33	33	33	33	33	33	33
12	2	54	54	54	54	21	11	11	66	66	66	66	66	66	66	66	66	66	66
13	54	2	21	21	21	54	54	2	2	2	2	2	2	2	2	2	2	2	2
14	21	21	2	2	2	2	28	28	28	23	23	23	23	23	23	23	23	23	23
15	28	28	28	28	23	23	28	23	23	28	28	28	28	28	28	28	28	28	28
16	23	23	23	23	28	28	23	52	52	52									
17	52	52	52	52	52	52	52												

Final Result		
1	<b>19 A. BAUTISTA</b>	Laps 18
2	<b>1 J. REA</b>	6.867
3	<b>7 C. DAVIES</b>	7.127
4	<b>91 L. HASLAM</b>	7.581
5	<b>22 A. LOWES</b>	11.549
6	<b>50 E. LAVERTY</b>	16.797
7	<b>81 J. TORRES</b>	17.825
8	<b>60 M. VAN DER MARK</b>	18.788
9	<b>21 M. RINALDI</b>	19.329
10	<b>11 S. CORTESE</b>	20.351
11	<b>33 M. MELANDRI</b>	23.546
12	<b>66 T. SYKES</b>	23.974
13	<b>2 L. CAMIER</b>	35.177
14	<b>23 R. KIYONARI</b>	1'01.477
15	<b>28 M. REITERBERGER</b>	1'39.168
RET	<b>52 A. DELBIANCO</b>	8 Laps
RET	<b>54 T. RAZGATLIOGLU</b>	11 Laps

07/04/2019

These data/results cannot be reproduced, stored and/or transmitted in whole or in part by any manner of electronic, mechanical, photocopying, recording, broadcasting or otherwise now known or herein after developed without the previous express consent by the copyright owner, except for reproduction in daily press and regular printed publications on sale to the public within 60 days of the event related to those data/results and always provided that copyright symbol appears together as follows below.

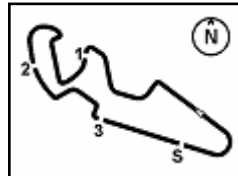
© DORNA WSBK ORGANIZATION Srl 2019

**FCR PERIGIA TIMING**


Official Tyre Supplier



Official Timekeeper



MotorLand Aragon 5.077 m

**Motocard Aragon Round, 5-7 April 2019**
**Lap Chart Race 2**
**2 / 4**
**Lap 1**

1	19	A.Bautista	1'51.963
2	1	J.Rea	1.089
3	7	C.Davies	1.244
4	22	A.Lowes	1.312
5	66	T.Sykes	1.657
6	81	J.Torres	1.856
7	91	L.Haslam	1.977
8	50	E.Laverty	2.467
9	33	M.Melandri	2.934
10	60	M.van der Mark	3.182
11	11	S.Cortese	3.259
12	2	L.Camier	3.994
13	54	T.Razgatioglu	4.115
14	21	M.Rinaldi	4.235
15	28	M.Reiterberger	5.282
16	23	R.Kiyonari	6.106
17	52	A.Delbianco	6.373

**Lap 2**

1	19	A.Bautista	3'41.921
2	7	C.Davies	2.380
3	1	J.Rea	2.677
4	22	A.Lowes	2.800
5	91	L.Haslam	2.849
6	81	J.Torres	3.384
7	66	T.Sykes	3.688
8	50	E.Laverty	3.787
9	33	M.Melandri	3.968
10	60	M.van der Mark	4.325
11	11	S.Cortese	4.497
12	54	T.Razgatioglu	5.450
13	2	L.Camier	5.831
14	21	M.Rinaldi	6.386
15	28	M.Reiterberger	6.717
16	23	R.Kiyonari	8.438
17	52	A.Delbianco	9.552

**Lap 3**

1	19	A.Bautista	5'32.078
2	7	C.Davies	3.314
3	1	J.Rea	3.509
4	22	A.Lowes	3.684
5	91	L.Haslam	3.733
6	50	E.Laverty	4.351
7	81	J.Torres	4.524
8	66	T.Sykes	5.295
9	33	M.Melandri	5.390
10	60	M.van der Mark	5.715
11	11	S.Cortese	5.809
12	54	T.Razgatioglu	6.603
13	21	M.Rinaldi	7.379
14	2	L.Camier	7.683
15	28	M.Reiterberger	8.417
16	23	R.Kiyonari	10.794
17	52	A.Delbianco	19.720

**Lap 4**

1	19	A.Bautista	7'22.548
2	7	C.Davies	3.985
3	1	J.Rea	4.169
4	22	A.Lowes	4.230
5	91	L.Haslam	4.284
6	50	E.Laverty	4.966
7	81	J.Torres	5.497
8	66	T.Sykes	6.098
9	33	M.Melandri	6.458
10	60	M.van der Mark	6.625
11	11	S.Cortese	6.696
12	54	T.Razgatioglu	7.479
13	21	M.Rinaldi	7.636
14	2	L.Camier	9.176
15	28	M.Reiterberger	10.572
16	23	R.Kiyonari	13.130

17	52	A.Delbianco	41.837
----	----	-------------	--------

**Lap 5**

1	19	A.Bautista	9'12.854
2	7	C.Davies	4.728
3	22	A.Lowes	4.936
4	1	J.Rea	5.196
5	91	L.Haslam	5.248
6	50	E.Laverty	5.887
7	81	J.Torres	6.547
8	66	T.Sykes	7.004
9	33	M.Melandri	7.424
10	60	M.van der Mark	7.680
11	11	S.Cortese	7.887
12	54	T.Razgatioglu	8.482
13	21	M.Rinaldi	8.529
14	2	L.Camier	11.045
15	23	R.Kiyonari	15.762
16	28	M.Reiterberger	15.817
17	52	A.Delbianco	46.232

**Lap 6**

1	19	A.Bautista	11'03.084
2	7	C.Davies	5.826
3	22	A.Lowes	6.088
4	1	J.Rea	6.257
5	91	L.Haslam	6.324
6	50	E.Laverty	7.275
7	81	J.Torres	7.958
8	66	T.Sykes	8.581
9	60	M.van der Mark	8.824
10	33	M.Melandri	8.880
11	11	S.Cortese	9.046
12	21	M.Rinaldi	9.357
13	54	T.Razgatioglu	9.937
14	2	L.Camier	13.683
15	23	R.Kiyonari	19.033
16	28	M.Reiterberger	19.164
17	52	A.Delbianco	50.892

**Lap 7**

1	19	A.Bautista	12'53.855
2	7	C.Davies	6.331
3	22	A.Lowes	6.599
4	1	J.Rea	6.982
5	91	L.Haslam	7.040
6	50	E.Laverty	8.043
7	81	J.Torres	8.608
8	66	T.Sykes	9.464
9	60	M.van der Mark	9.577
10	33	M.Melandri	9.963
11	21	M.Rinaldi	10.576
12	11	S.Cortese	10.736
13	54	T.Razgatioglu	10.859
14	2	L.Camier	15.775
15	28	M.Reiterberger	21.611
16	23	R.Kiyonari	29.369
17	52	A.Delbianco	55.301

**Lap 8**

1	19	A.Bautista	14'44.348
2	7	C.Davies	7.468
3	22	A.Lowes	7.610
4	1	J.Rea	7.733
5	91	L.Haslam	8.229
6	50	E.Laverty	9.226
7	81	J.Torres	9.607
8	66	T.Sykes	11.013
9	60	M.van der Mark	11.046
10	33	M.Melandri	11.184
11	21	M.Rinaldi	11.542
12	11	S.Cortese	12.301
13	2	L.Camier	18.187
14	28	M.Reiterberger	23.243

15	23	R.Kiyonari	32.468
----	----	------------	--------

16	52	A.Delbianco	1'01.755
----	----	-------------	----------

**Lap 9**

1	19	A.Bautista	16'34.821
2	7	C.Davies	8.261
3	22	A.Lowes	8.473
4	1	J.Rea	8.773
5	91	L.Haslam	8.834
6	50	E.Laverty	10.540
7	81	J.Torres	10.719
8	60	M.van der Mark	11.918
9	33	M.Melandri	13.188
10	21	M.Rinaldi	13.329
11	11	S.Cortese	13.825
12	66	T.Sykes	13.868
13	2	L.Camier	20.355
14	28	M.Reiterberger	25.920
15	23	R.Kiyonari	36.270
16	52	A.Delbianco	1'06.768

**Lap 10**

1	19	A.Bautista	18'25.439
2	7	C.Davies	8.978
3	1	J.Rea	9.740
4	22	A.Lowes	9.941
5	91	L.Haslam	9.970
6	50	E.Laverty	11.944
7	81	J.Torres	12.258
8	60	M.van der Mark	12.823
9	33	M.Melandri	14.339
10	21	M.Rinaldi	14.415
11	11	S.Cortese	14.662
12	66	T.Sykes	15.650
13	2	L.Camier	22.681
14	23	R.Kiyonari	39.718
15	28	M.Reiterberger	41.637
16	52	A.Delbianco	1'20.606

**Lap 11**

1	19	A.Bautista	20'16.546
2	7	C.Davies	9.176
3	1	J.Rea	9.625
4	22	A.Lowes	9.862
5	91	L.Haslam	9.902
6	50	E.Laverty	12.985
7	81	J.Torres	13.133
8	60	M.van der Mark	13.459
9	33	M.Melandri	15.622
10	21	M.Rinaldi	15.653
11	11	S.Cortese	15.780
12	66	T.Sykes	16.616
13	2	L.Camier	24.276
14	23	R.Kiyonari	43.821
15	28	M.Reiterberger	45.685

**Lap 12**

1	19	A.Bautista	22'07.264
2	7	C.Davies	9.406
3	1	J.Rea	9.759
4	91	L.Haslam	9.803
5	22	A.Lowes	10.606
6	50	E.Laverty	14.154
7	81	J.Torres	14.432
8	60	M.van der Mark	14.661
9	21	M.Rinaldi	16.451
10	11	S.Cortese	17.045
11	33	M.Melandri	17.551
12	66	T.Sykes	17.986
13	2	L.Camier	26.335
14	23	R.Kiyonari	47.147
15	28	M.Reiterberger	48.044

**Lap 13**

1	19	A.Bautista	23'58.324
2	7	C.Davies	9.589
3	91	L.Haslam	10.000
4	1	J.Rea	10.209
5	22	A.Lowes	10.741
6	50	E.Laverty	15.491
7	81	J.Torres	15.829
8	60	M.van der Mark	16.018
9	21	M.Rinaldi	17.195
10	11	S.Cortese	17.871
11	33	M.Melandri	18.584
12	66	T.Sykes	19.600
13	2	L.Camier	28.498
14	23	R.Kiyonari	49.631
15	28	M.Reiterberger	50.196

**Lap 14**

1	19	A.Bautista	25'49.203
2	7	C.Davies	9.831
3	91	L.Haslam	10.222
4	1	J.Rea	10.449
5	22	A.Lowes	10.959
6	50	E.Laverty	16.500
7	60	M.van der Mark	16.982
8	81	J.Torres	17.049
9	21	M.Rinaldi	18.212
10	11	S.Cortese	18.580
11	33	M.Melandri	20.159
12	66	T.Sykes	21.294
13	2	L.Camier	30.535
14	23	R.Kiyonari	52.251
15	28	M.Reiterberger	52.383

**Lap 15**

1	19	A.Bautista	27'40.000
2	7	C.Davies	10.002
3	91	L.Haslam	10.425
4	1	J.Rea	10.456
5	22	A.Lowes	11.592
6	50	E.Laverty	17.525
7	60	M.van der Mark	18.130
8	81	J.Torres	18.192
9	21	M.Rinaldi	19.271
10	11	S.Cortese	19.654
11	33	M.Melandri	21.800
12	66	T.Sykes	22.769
13	2	L.Camier	32.721
14	23	R.Kiyonari	55.083
15	28	M.Reiterberger	1'15.241

**Lap 16**

1	19	A.Bautista	29'31.328
2	7	C.Davies	9.550
3	1	J.Rea	9.752
4	91	L.Haslam	10.413
5	22	A.Lowes	11.888
6	50	E.Laverty	18.186
7	60	M.van der Mark	18.793
8	81	J.Torres	18.829
9	21	M.Rinaldi	20.077
10	11	S.Cortese	20.511
11	33	M.Melandri	23.679
12	66	T.Sykes	23.908
13	2	L.Camier	34.515
14	23	R.Kiyonari	57.514
15	28	M.Reiterberger	1'20.480

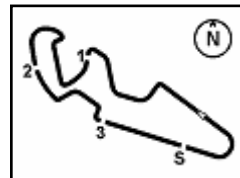
**Lap 17**

1	19	A.Bautista	31'22.568
2	7	C.Davies	9.478
3	1	J.Rea	9.537
4	91	L.Haslam	10.079
5	22	A.Lowes	12.713
6	50	E.Laverty	18.706

07/04/2019

These data/results cannot be reproduced, stored and/or transmitted in whole or in part by any manner of electronic, mechanical, photocopying, recording, broadcasting or otherwise now known or herein after developed without the previous express consent by the copyright owner, except for reproduction in daily press and regular printed publications on sale to the public within 60 days of the event related to those data/results and always provided that copyright symbol appears together as follows below.

© DORNA WSBK ORGANIZATION Srl 2019



MotorLand Aragon 5.077 m

3 / 4

## Motocard Aragon Round, 5-7 April 2019

### Lap Chart Race 2

7	<b>81</b>	J.Torres	19.638
8	<b>60</b>	M.van der Mark	19.959
9	<b>21</b>	M.Rinaldi	21.501
10	<b>11</b>	S.Cortese	21.892
11	<b>33</b>	M.Melandri	24.741
12	<b>66</b>	T.Sykes	25.174
13	<b>2</b>	L.Camier	36.204
14	<b>23</b>	R.Kiyonari	1'00.098
15	<b>28</b>	M.Reiterberger	1'24.044

#### Lap 18

1	<b>19</b>	A.Bautista	33'16.448
2	<b>1</b>	J.Rea	6.867
3	<b>7</b>	C.Davies	7.127
4	<b>91</b>	L.Haslam	7.581
5	<b>22</b>	A.Lowes	11.549
6	<b>50</b>	E.Laverty	16.797
7	<b>81</b>	J.Torres	17.825
8	<b>60</b>	M.van der Mark	18.788
9	<b>21</b>	M.Rinaldi	19.329
10	<b>11</b>	S.Cortese	20.351
11	<b>33</b>	M.Melandri	23.546
12	<b>66</b>	T.Sykes	23.974
13	<b>2</b>	L.Camier	35.177
14	<b>23</b>	R.Kiyonari	1'01.477
15	<b>28</b>	M.Reiterberger	1'39.168

07/04/2019

These data/results cannot be reproduced, stored and/or transmitted in whole or in part by any manner of electronic, mechanical, photocopying, recording, broadcasting or otherwise now known or herein after developed without the previous express consent by the copyright owner, except for reproduction in daily press and regular printed publications on sale to the public within 60 days of the event related to those data/results and always provided that copyright symbol appears together as follows below.

© DORNA WSBK ORGANIZATION Srl 2019

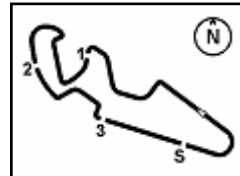
FICR PERUGIA TIMING



Official Tyre Supplier



Official Timekeeper


**Motocard Aragon Round, 5-7 April 2019**
**Lap Chart Race 2**
**Race Pace Comparison**

	19 Bau	1 Rea	7 Dav	91 Has	22 Low	50 Lav	81 Tor	60 vdM	21 Rin	11 Cor	33 Mel	66 Syk	2 Cam	23 Kiy
1	1'51.963	1'53.052	1'53.207	1'53.940	1'53.275	1'54.430	1'53.819	1'55.145	1'56.198	1'55.222	1'54.897	1'53.620	1'55.957	1'58.069
2	<b>1'49.958</b>	1'51.546	1'51.094	1'50.830	1'51.446	1'51.278	1'51.486	<b>1'51.101</b>	1'52.109	<b>1'51.196</b>	<b>1'50.992</b>	1'51.989	<b>1'51.795</b>	<b>1'52.290</b>
3	1'50.157	1'50.989	1'51.091	1'51.041	1'51.041	<b>1'50.721</b>	<b>1'51.297</b>	1'51.547	1'51.150	1'51.469	1'51.579	1'51.764	1'52.009	1'52.513
4	1'50.470	1'51.130	1'51.141	1'51.021	1'51.016	1'51.085	1'51.443	1'51.380	<b>1'50.727</b>	1'51.357	1'51.538	1'51.273	1'51.963	1'52.806
5	1'50.306	1'51.333	1'51.049	1'51.270	<b>1'51.012</b>	1'51.227	1'51.356	1'51.361	1'51.199	1'51.497	1'51.272	<b>1'51.212</b>	1'52.175	1'52.938
6	1'50.230	1'51.291	1'51.328	1'51.306	1'51.382	1'51.618	1'51.641	1'51.374	1'51.058	1'51.389	1'51.686	1'51.807	1'52.868	1'53.501
7	1'50.771	1'51.496	1'51.276	1'51.487	1'51.282	1'51.539	1'51.421	1'51.524	1'51.990	1'52.461	1'51.854	1'51.654	1'52.863	2'01.107
8	1'50.493	1'51.244	1'51.630	1'51.682	1'51.504	1'51.676	1'51.492	1'51.962	1'51.459	1'52.058	1'51.714	1'52.042	1'52.905	1'53.592
9	1'50.473	1'51.513	1'51.266	1'51.078	1'51.336	1'51.787	1'51.585	1'51.345	1'52.260	1'51.997	1'52.477	1'53.328	1'52.641	1'54.275
10	1'50.618	1'51.585	1'51.335	1'51.754	1'52.086	1'52.022	1'52.157	1'51.523	1'51.704	1'51.455	1'51.769	1'52.400	1'52.944	1'54.066
11	1'51.107	1'50.992	1'51.305	1'51.039	1'51.028	1'52.148	1'51.982	1'51.743	1'52.345	1'52.225	1'52.390	1'52.073	1'52.702	1'55.210
12	1'50.718	1'50.852	1'50.948	<b>1'50.619</b>	1'51.462	1'51.887	1'52.017	1'51.920	1'51.516	1'51.983	1'52.647	1'52.088	1'52.777	1'54.044
13	1'51.060	1'51.510	1'51.243	1'51.257	1'51.195	1'52.397	1'52.457	1'52.417	1'51.804	1'51.886	1'52.093	1'52.674	1'53.223	1'53.544
14	1'50.879	1'51.119	1'51.121	1'51.101	1'51.097	1'51.888	1'52.099	1'51.843	1'51.896	1'51.588	1'52.454	1'52.573	1'52.916	1'53.499
15	1'50.797	1'50.804	1'50.968	1'51.000	1'51.430	1'51.822	1'51.940	1'51.945	1'51.856	1'51.871	1'52.438	1'52.272	1'52.983	1'53.629
16	1'51.328	<b>1'50.624</b>	<b>1'50.876</b>	1'51.316	1'51.624	1'51.989	1'51.965	1'51.991	1'52.134	1'52.185	1'53.207	1'52.467	1'53.122	1'53.759
17	1'51.240	1'51.025	1'51.168	1'50.906	1'52.065	1'51.760	1'52.049	1'52.406	1'52.664	1'52.621	1'52.302	1'52.506	1'52.929	1'53.824
18	1'53.880	1'51.210	1'51.529	1'51.382	1'52.716	1'51.971	1'52.067	1'52.709	1'51.708	1'52.339	1'52.685	1'52.680	1'52.853	1'55.259

	28 Rei	52 Del	54 Raz
1	1'57.245	1'58.336	1'56.078
2	<b>1'51.393</b>	<b>1'53.137</b>	<b>1'51.293</b>
3	1'51.857	2'00.325	1'51.310
4	1'52.625	2'12.587	1'51.346
5	1'55.551	1'54.701	1'51.309
6	1'53.577	1'54.890	1'51.685
7	1'53.218	1'55.180	1'51.693
8	1'52.125	1'56.947	
9	1'53.150	1'55.486	
10	2'06.335	2'04.456	
11	1'55.155		
12	1'53.077		
13	1'53.212		
14	1'53.066		
15	2'13.655		
16	1'56.567		
17	1'54.804		
18	2'09.004		

07/04/2019

These data/results cannot be reproduced, stored and/or transmitted in whole or in part by any manner of electronic, mechanical, photocopying, recording, broadcasting or otherwise now known or herein after developed without the previous express consent by the copyright owner, except for reproduction in daily press and regular printed publications on sale to the public within 60 days of the event related to those data/results and always provided that copyright symbol appears together as follows below.

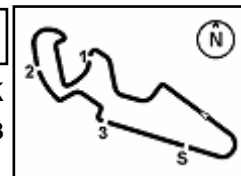
© DORNA WSBK ORGANIZATION Srl 2019

**FICR PERUGIA TIMING**


Official Tyre Supplier



Official Timekeeper



## Motocard Aragon Round, 5-7 April 2019 Best Sectors & Speed Race 2

**RESULTS**

1	19 A. BAUTISTA	Ducati Panigale V4 R	Laps 18
2	1 J. REA	Kawasaki ZX-10RR	6.867
3	7 C. DAVIES	Ducati Panigale V4 R	7.127
4	91 L. HASLAM	Kawasaki ZX-10RR	7.581
5	22 A. LOWES	Yamaha YZF R1	11.549
6	50 E. LAVERTY	Ducati Panigale V4 R	16.797
7	81 J. TORRES	Kawasaki ZX-10RR	17.825
8	60 M. VAN DER MARK	Yamaha YZF R1	18.788
9	21 M. RINALDI	Ducati Panigale V4 R	19.329
10	11 S. CORTESE	Yamaha YZF R1	20.351
11	33 M. MELANDRI	Yamaha YZF R1	23.546
12	66 T. SYKES	BMW S1000 RR	23.974
13	2 L. CAMIER	Honda CBR1000RR	35.177
14	23 R. KIYONARI	Honda CBR1000RR	1'01.477
15	28 M. REITERBERGER	BMW S1000 RR	1'39.168
RET	52 A. DELBIANCO	Honda CBR1000RR	8 Laps
RET	54 T. RAZGATLIOGLU	Kawasaki ZX-10RR	11 Laps

**SPEED**

1	50 E. LAVERTY	Ducati Panigale V4 R	323,4
2	21 M. RINALDI	Ducati Panigale V4 R	322,4
3	91 L. HASLAM	Kawasaki ZX-10RR	321,4
4	19 A. BAUTISTA	Ducati Panigale V4 R	321,4
5	7 C. DAVIES	Ducati Panigale V4 R	321,4
6	54 T. RAZGATLIOGLU	Kawasaki ZX-10RR	319,5
7	60 M. VAN DER MARK	Yamaha YZF R1	318,6
8	11 S. CORTESE	Yamaha YZF R1	318,6
9	1 J. REA	Kawasaki ZX-10RR	318,6
10	22 A. LOWES	Yamaha YZF R1	317,6
11	66 T. SYKES	BMW S1000 RR	314,9
12	23 R. KIYONARI	Honda CBR1000RR	314,9
13	2 L. CAMIER	Honda CBR1000RR	314,0
14	28 M. REITERBERGER	BMW S1000 RR	314,0
15	33 M. MELANDRI	Yamaha YZF R1	314,0
16	81 J. TORRES	Kawasaki ZX-10RR	314,0
17	52 A. DELBIANCO	Honda CBR1000RR	302,5

**SEG. 1**

1	19 A. BAUTISTA	31.449
2	1 J. REA	31.628
3	60 M. VAN DER MARK	31.641
4	91 L. HASLAM	31.698
5	33 M. MELANDRI	31.699
6	28 M. REITERBERGER	31.733
7	22 A. LOWES	31.735
8	50 E. LAVERTY	31.744
9	54 T. RAZGATLIOGLU	31.744
10	21 M. RINALDI	31.772
11	66 T. SYKES	31.783
12	11 S. CORTESE	31.798
13	7 C. DAVIES	31.808
14	81 J. TORRES	31.848
15	2 L. CAMIER	31.866
16	23 R. KIYONARI	32.104
17	52 A. DELBIANCO	32.538

**SEG. 2**

1	19 A. BAUTISTA	30.945
2	21 M. RINALDI	31.117
3	91 L. HASLAM	31.127
4	22 A. LOWES	31.131
5	50 E. LAVERTY	31.157
6	81 J. TORRES	31.198
7	7 C. DAVIES	31.214
8	1 J. REA	31.219
9	60 M. VAN DER MARK	31.231
10	11 S. CORTESE	31.253
11	66 T. SYKES	31.262
12	33 M. MELANDRI	31.285
13	28 M. REITERBERGER	31.334
14	54 T. RAZGATLIOGLU	31.356
15	2 L. CAMIER	31.462
16	23 R. KIYONARI	31.598
17	52 A. DELBIANCO	31.681

**SEG. 3**

1	7 C. DAVIES	21.300
2	19 A. BAUTISTA	21.386
3	1 J. REA	21.433
4	91 L. HASLAM	21.436
5	60 M. VAN DER MARK	21.486
6	22 A. LOWES	21.490
7	66 T. SYKES	21.525
8	21 M. RINALDI	21.529
9	11 S. CORTESE	21.533
10	54 T. RAZGATLIOGLU	21.563
11	33 M. MELANDRI	21.596
12	81 J. TORRES	21.601
13	2 L. CAMIER	21.634
14	28 M. REITERBERGER	21.638
15	50 E. LAVERTY	21.646
16	23 R. KIYONARI	21.736
17	52 A. DELBIANCO	21.894

**SEG. 4**

1	91 L. HASLAM	26.051
2	19 A. BAUTISTA	26.061
3	54 T. RAZGATLIOGLU	26.090
4	22 A. LOWES	26.143
5	50 E. LAVERTY	26.174
6	7 C. DAVIES	26.208
7	21 M. RINALDI	26.226
8	1 J. REA	26.281
9	33 M. MELANDRI	26.296
10	66 T. SYKES	26.300
11	11 S. CORTESE	26.306
12	81 J. TORRES	26.335
13	60 M. VAN DER MARK	26.395
14	28 M. REITERBERGER	26.460
15	23 R. KIYONARI	26.511
16	2 L. CAMIER	26.561
17	52 A. DELBIANCO	27.024

07/04/2019

These data/results cannot be reproduced, stored and/or transmitted in whole or in part by any manner of electronic, mechanical, photocopying, recording, broadcasting or otherwise now known or herein after developed without the previous express consent by the copyright owner, except for reproduction in daily press and regular printed publications on sale to the public within 60 days of the event related to those data/results and always provided that copyright symbol appears together as follows below.

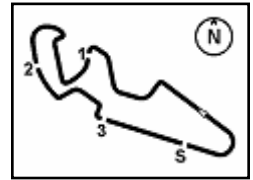
© DORNA WSBK ORGANIZATION Srl 2019

**FICR PERUGIA TIMING**


Official Tyre Supplier



Official Timekeeper



## Motocard Aragon Round, 5-7 April 2019 Chronological Analysis Race 2

Start at 14:00'41.781

1 / 3

1° 19 A. BAUTISTA (1'49.958)								4° 91 L. HASLAM (1'50.619)							
Lap	Seg.1	Seg.2	Seg.3	Seg.4	Lap Time	km/h	Local Time	Lap	Seg.1	Seg.2	Seg.3	Seg.4	Lap Time	km/h	Local Time
1		30.949	<b>21.386</b>	26.091	1'51.963	319,5	14:02'33.744	1		31.318	21.691	26.128	1'53.940	320,5	14:02'35.721
2	31.528	30.960	21.409	<b>26.061</b>	<b>1'49.958</b>	320,5	14:04'23.702	2	31.759	31.347	21.673	<b>26.051</b>	1'50.830	<b>321,4</b>	14:04'26.551
3	31.530	<b>30.945</b>	21.472	26.210	1'50.157	317,6	14:06'13.859	3	31.988	31.222	21.556	26.275	1'51.041	316,7	14:06'17.592
4	31.557	31.255	21.486	26.172	1'50.470	317,6	14:08'04.329	4	32.114	<b>31.127</b>	21.725	26.055	1'51.021	318,6	14:08'08.613
5	31.493	31.131	21.509	26.173	1'50.306	319,5	14:09'54.635	5	32.028	31.388	21.619	26.235	1'51.270	318,6	14:09'59.883
6	<b>31.449</b>	31.144	21.461	26.176	1'50.230	318,6	14:11'44.865	6	31.992	31.377	21.768	26.169	1'51.306	313,0	14:11'51.189
7	31.607	31.267	21.578	26.319	1'50.771	320,5	14:13'35.636	7	31.973	31.406	21.809	26.299	1'51.487	320,5	14:13'42.676
8	31.540	31.344	21.427	26.182	1'50.493	<b>321,4</b>	14:15'26.129	8	32.377	31.497	21.590	26.218	1'51.682	315,8	14:15'34.358
9	31.512	31.320	21.529	26.112	1'50.473	<b>321,4</b>	14:17'16.602	9	31.801	31.368	21.595	26.314	1'51.078	318,6	14:17'25.436
10	31.604	31.286	21.566	26.162	1'50.618	<b>321,4</b>	14:19'07.220	10	31.945	31.578	21.958	26.273	1'51.754	<b>321,4</b>	14:19'17.190
11	31.831	31.363	21.568	26.345	1'51.107	320,5	14:20'58.327	11	31.914	31.273	21.665	26.187	1'51.039	318,6	14:21'08.229
12	31.664	31.299	21.501	26.254	1'50.718	<b>321,4</b>	14:22'49.045	12	31.784	31.194	21.503	26.138	<b>1'50.619</b>	318,6	14:22'58.848
13	31.780	31.355	21.582	26.343	1'51.060	319,5	14:24'40.105	13	31.837	31.331	21.625	26.464	1'51.257	312,1	14:24'50.105
14	31.663	31.368	21.650	26.198	1'50.879	320,5	14:26'30.984	14	31.815	31.288	21.600	26.398	1'51.101	314,9	14:26'41.206
15	31.572	31.315	21.678	26.232	1'50.797	320,5	14:28'21.781	15	31.747	31.309	<b>21.436</b>	26.508	1'51.000	313,0	14:28'32.206
16	31.896	31.406	21.706	26.320	1'51.328	319,5	14:30'13.109	16	31.919	31.384	21.573	26.440	1'51.316	314,9	14:30'23.522
17	31.753	31.388	21.733	26.366	1'51.240	317,6	14:32'04.349	17	<b>31.698</b>	31.230	21.606	26.372	1'50.906	313,0	14:32'14.428
18	31.951	31.571	22.359	27.999	1'53.880	318,6	14:33'58.229	18	31.773	31.405	21.711	26.493	1'51.382	312,1	14:34'05.810
Race Time 33'16.448								Race Time 33'24.029							

2° 1 J. REA (1'50.624)								5° 22 A. LOWES (1'51.012)							
Lap	Seg.1	Seg.2	Seg.3	Seg.4	Lap Time	km/h	Local Time	Lap	Seg.1	Seg.2	Seg.3	Seg.4	Lap Time	km/h	Local Time
1		31.235	21.447	26.466	1'53.052	313,0	14:02'34.833	1		31.215	21.642	<b>26.143</b>	1'53.275	315,8	14:02'35.056
2	31.974	31.728	21.557	26.287	1'51.546	<b>318,6</b>	14:04'26.379	2	32.088	31.445	21.638	26.275	1'51.446	<b>317,6</b>	14:04'26.502
3	31.797	31.228	21.539	26.425	1'50.989	314,9	14:06'17.368	3	31.884	<b>31.131</b>	21.599	26.427	1'51.041	313,0	14:06'17.543
4	31.928	31.296	21.544	26.362	1'51.130	315,8	14:08'08.498	4	31.963	31.188	21.591	26.274	1'51.016	315,8	14:08'08.559
5	32.024	31.363	21.563	26.383	1'51.333	<b>318,6</b>	14:09'59.831	5	31.847	31.290	<b>21.490</b>	26.385	<b>1'51.012</b>	314,0	14:09'59.571
6	31.869	31.390	21.628	26.404	1'51.291	315,8	14:11'51.122	6	32.049	31.274	21.607	26.452	1'51.382	309,5	14:11'50.953
7	31.893	31.350	21.791	26.462	1'51.496	317,6	14:13'42.618	7	31.894	31.387	21.648	26.353	1'51.282	313,0	14:13'42.235
8	32.266	<b>31.219</b>	21.441	26.318	1'51.244	317,6	14:15'33.862	8	31.953	31.331	21.580	26.640	1'51.504	313,0	14:15'33.739
9	32.056	31.480	21.542	26.435	1'51.513	<b>318,6</b>	14:17'25.375	9	32.020	31.405	21.526	26.385	1'51.336	314,9	14:17'25.075
10	31.821	31.634	21.733	26.397	1'51.585	316,7	14:19'16.960	10	32.062	31.618	21.969	26.437	1'52.086	314,0	14:19'17.161
11	31.790	31.314	21.494	26.394	1'50.992	313,0	14:21'07.952	11	31.818	31.331	21.516	26.363	1'51.028	314,0	14:21'08.189
12	31.774	31.280	21.499	26.299	1'50.852	316,7	14:22'58.804	12	32.125	31.292	21.545	26.500	1'51.462	314,9	14:22'59.651
13	31.994	31.413	21.723	26.380	1'51.510	314,9	14:24'50.314	13	31.770	31.322	21.580	26.523	1'51.195	312,1	14:24'50.846
14	31.784	31.237	21.710	26.388	1'51.119	317,6	14:26'41.433	14	31.821	31.290	21.565	26.421	1'51.097	314,9	14:26'41.943
15	31.657	31.315	21.551	<b>26.281</b>	1'50.804	316,7	14:28'32.237	15	<b>31.735</b>	31.514	21.594	26.587	1'51.430	312,1	14:28'33.373
16	<b>31.628</b>	31.268	<b>21.433</b>	<b>26.295</b>	<b>1'50.624</b>	314,9	14:30'22.861	16	31.885	31.390	21.652	26.697	1'51.624	311,2	14:30'24.997
17	31.984	31.237	21.512	26.292	1'51.025	314,9	14:32'13.886	17	32.172	31.527	21.682	26.684	1'52.065	308,6	14:32'17.062
18	31.874	31.447	21.456	26.433	1'51.210	311,2	14:34'05.096	18	32.296	31.742	21.686	26.992	1'52.716	309,5	14:34'09.778
Race Time 33'23.315								Race Time 33'27.997							

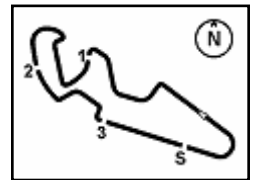
3° 7 C. DAVIES (1'50.876)								6° 50 E. LAVERTY (1'50.721)							
Lap	Seg.1	Seg.2	Seg.3	Seg.4	Lap Time	km/h	Local Time	Lap	Seg.1	Seg.2	Seg.3	Seg.4	Lap Time	km/h	Local Time
1		31.222	21.657	<b>26.208</b>	1'53.207	319,5	14:02'34.988	1		31.469	21.723	26.193	1'54.430	320,5	14:02'36.211
2	31.930	31.470	21.439	26.255	1'51.094	319,5	14:04'26.082	2	31.826	31.193	21.931	26.328	1'51.278	<b>323,4</b>	14:04'27.489
3	31.929	<b>31.214</b>	21.551	26.397	1'51.091	313,0	14:06'17.173	3	<b>31.744</b>	<b>31.157</b>	<b>21.646</b>	<b>26.174</b>	<b>1'50.721</b>	317,6	14:06'18.210
4	31.918	31.344	21.480	26.399	1'51.141	315,8	14:08'08.314	4	31.877	31.240	21.780	26.188	1'51.085	319,5	14:08'09.295
5	<b>31.808</b>	31.382	21.473	26.386	1'51.049	315,8	14:09'59.363	5	31.811	31.391	21.730	26.295	1'51.227	318,6	14:10'00.522
6	32.040	31.319	21.476	26.493	1'51.328	314,0	14:11'50.691	6	31.926	31.462	21.794	26.436	1'51.618	317,6	14:11'52.140
7	32.002	31.399	21.459	26.416	1'51.276	316,7	14:13'41.967	7	31.833	31.592	21.843	26.271	1'51.539	318,6	14:13'43.679
8	32.083	31.374	21.478	26.695	1'51.630	318,6	14:15'33.597	8	31.929	31.487	21.863	26.397	1'51.676	320,5	14:15'35.355
9	31.919	31.384	21.532	26.431	1'51.266	317,6	14:17'24.863	9	31.974	31.595	21.766	26.452	1'51.787	317,6	14:17'27.142
10	32.103	31.454	21.539	26.239	1'51.335	318,6	14:19'16.198	10	32.179	31.611	21.791	26.441	1'52.022	318,6	14:19'19.164
11	31.972	31.371	21.565	26.397	1'51.305	314,9	14:21'07.503	11	32.026	31.688	21.851	26.583	1'52.148	315,8	14:21'11.312
12	31.939	31.251	21.357	26.401	1'50.948	317,6	14:22'58.451	12	32.081	31.530	21.763	26.513	1'51.887	314,0	14:23'03.199
13	31.903	31.297	21.638	26.405	1'51.243	315,8	14:24'49.694	13	32.198	31.760	21.808	26.631	1'52.397	313,0	14:24'55.596
14	31.970	31.346	21.476	26.329	1'51.121	316,7	14:26'40.815	14	32.037	31.511	21.792	26.548	1'51.888	314,9	14:26'47.484
15	31.904	31.293	21.413	26.358	1'50.968	314,9	14:28'31.783	15	32.038	31.497	21.705	26.582	1'51.822	314,0	14:28'39.306
16	31.810	31.287	21.378	26.401	<b>1'50.876</b>	315,8	14:30'22.659	16	32.142	31.542	21.741	26.564	1'51.989	314,9	14:30'31.295
17	32.082	31.301	<b>21.300</b>	26.485	1'51.168	314,9	14:32'13.827	17	32.041	31.450	21.679	26.590	1'51.760	312,1	14:32'23.055
18	32.143	31.500	21.480	26.406	1'51.529	<b>321,4</b>	14:34'05.356	18	31.970	31.594	21.739	26.668	1'51.971	314,0	14:34'15.026
Race Time 33'23.575								Race Time 33'33.245							

07/04/2019 P = Pits In/Out - C = Lap Time Cancelled

These data/results cannot be reproduced, stored and/or transmitted in whole or in part by any manner of electronic, mechanical, photocopying, recording, broadcasting or otherwise now known or herein after developed without the previous express consent by the copyright owner, except for reproduction in daily press and regular printed publications on sale to the public within 60 days of the event related to those data/results and always provided that copyright symbol appears together as follows below.

© DORNA WSBK ORGANIZATION Srl 2019





## Motocard Aragon Round, 5-7 April 2019 Chronological Analysis Race 2

Start at 14:00'41.781

2 / 3

7° 81 J. TORRES (1'51.297)								10° 11 S. CORTESE (1'51.196)							
Lap	Seg.1	Seg.2	Seg.3	Seg.4	Lap Time	km/h	Local Time	Lap	Seg.1	Seg.2	Seg.3	Seg.4	Lap Time	km/h	Local Time
1		31.246	<b>21.601</b>	<b>26.335</b>	1'53.819	312,1	14:02'35.600	1		31.706	21.815	<b>26.306</b>	1'55.222	<b>318,6</b>	14:02'37.003
2	32.077	31.263	21.791	26.355	1'51.486	313,0	14:04'27.086	2	31.872	<b>31.253</b>	21.623	26.448	<b>1'51.196</b>	317,6	14:04'28.199
3	31.908	<b>31.198</b>	21.650	26.541	<b>1'51.297</b>	310,3	14:06'18.383	3	31.943	31.323	21.651	26.552	1'51.469	317,6	14:06'19.668
4	31.898	31.287	21.809	26.449	1'51.443	312,1	14:08'09.826	4	31.856	31.350	21.777	26.374	1'51.357	<b>318,6</b>	14:08'11.025
5	<b>31.848</b>	31.298	21.752	26.458	1'51.356	310,3	14:10'01.182	5	31.930	31.458	21.594	26.515	1'51.497	317,6	14:10'02.522
6	31.972	31.342	21.666	26.661	1'51.641	305,9	14:11'52.823	6	<b>31.798</b>	31.292	21.793	26.506	1'51.389	316,7	14:11'53.911
7	31.957	31.323	21.690	26.451	1'51.421	311,2	14:13'44.244	7	32.162	31.562	22.037	26.700	1'52.461	312,1	14:13'46.372
8	31.954	31.345	21.750	26.443	1'51.492	313,0	14:15'35.736	8	32.281	31.741	<b>21.533</b>	26.503	1'52.058	314,0	14:15'38.430
9	31.856	31.508	21.778	26.443	1'51.585	<b>314,0</b>	14:17'27.321	9	31.926	31.632	21.901	26.538	1'51.997	317,6	14:17'30.427
10	32.118	31.742	21.860	26.437	1'52.157	<b>314,0</b>	14:19'19.478	10	31.909	31.564	21.580	26.402	1'51.455	317,6	14:19'21.882
11	31.881	31.689	21.886	26.526	1'51.982	313,0	14:21'11.460	11	32.234	31.504	21.826	26.661	1'52.225	314,9	14:21'14.107
12	32.101	31.604	21.768	26.544	1'52.017	310,3	14:23'03.477	12	32.306	31.442	21.712	26.523	1'51.983	312,1	14:23'06.090
13	32.139	31.747	21.851	26.720	1'52.457	307,7	14:24'55.934	13	32.031	31.545	21.735	26.575	1'51.886	308,6	14:24'57.976
14	32.295	31.466	21.786	26.552	1'52.099	312,1	14:26'48.033	14	31.897	31.605	21.569	26.517	1'51.588	314,0	14:26'49.564
15	31.941	31.512	21.840	26.647	1'51.940	312,1	14:28'39.973	15	32.002	31.627	21.645	26.597	1'51.871	312,1	14:28'41.435
16	32.020	31.525	21.820	26.600	1'51.965	313,0	14:30'31.938	16	32.090	31.659	21.749	26.687	1'52.185	312,1	14:30'33.620
17	31.989	31.464	21.828	26.768	1'52.049	305,1	14:32'23.987	17	32.335	31.841	21.733	26.712	1'52.621	308,6	14:32'26.241
18	32.001	31.441	21.835	26.790	1'52.067	305,9	14:34'16.054	18	32.080	31.653	21.692	26.914	1'52.339	307,7	14:34'18.580
Race Time 33'34.273								Race Time 33'36.799							

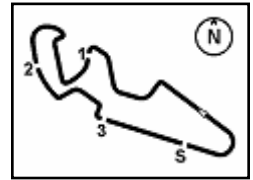
8° 60 M. VAN DER MARK (1'51.101)								11° 33 M. MELANDRI (1'50.992)							
Lap	Seg.1	Seg.2	Seg.3	Seg.4	Lap Time	km/h	Local Time	Lap	Seg.1	Seg.2	Seg.3	Seg.4	Lap Time	km/h	Local Time
1		31.799	21.788	<b>26.395</b>	1'55.145	316,7	14:02'36.926	1		31.625	<b>21.596</b>	26.409	1'54.897	313,0	14:02'36.678
2	<b>31.641</b>	31.319	21.669	26.472	<b>1'51.101</b>	316,7	14:04'28.027	2	<b>31.699</b>	<b>31.285</b>	21.712	<b>26.296</b>	<b>1'50.992</b>	313,0	14:04'27.670
3	31.843	31.315	21.759	26.630	1'51.547	314,0	14:06'19.574	3	31.933	31.373	21.669	26.604	1'51.579	<b>314,0</b>	14:06'19.249
4	31.817	31.329	21.757	26.477	1'51.380	317,6	14:08'10.954	4	31.883	31.354	21.755	26.546	1'51.538	313,0	14:08'10.787
5	31.805	31.385	21.722	26.449	1'51.361	315,8	14:10'02.315	5	31.770	31.445	21.657	26.400	1'51.272	312,1	14:10'02.059
6	31.807	<b>31.231</b>	21.747	26.589	1'51.374	312,1	14:11'53.689	6	31.837	31.358	21.986	26.505	1'51.686	312,1	14:11'53.745
7	32.077	31.433	21.596	26.418	1'51.524	316,7	14:13'45.213	7	32.168	31.604	21.664	26.418	1'51.854	313,0	14:13'45.599
8	32.185	31.421	21.773	26.583	1'51.962	316,7	14:15'37.175	8	32.019	31.402	21.735	26.558	1'51.714	<b>314,0</b>	14:15'37.313
9	31.883	31.320	<b>21.486</b>	26.656	1'51.345	314,9	14:17'28.520	9	32.177	31.774	21.961	26.565	1'52.477	313,0	14:17'29.790
10	31.869	31.402	21.684	26.568	1'51.523	315,8	14:19'20.543	10	32.030	31.567	21.624	26.548	1'51.769	313,0	14:19'21.559
11	31.970	31.412	21.844	26.517	1'51.743	316,7	14:21'11.786	11	32.170	31.433	21.970	26.817	1'52.390	312,1	14:21'13.949
12	32.009	31.524	21.853	26.534	1'51.920	<b>318,6</b>	14:23'03.706	12	32.695	31.713	21.778	26.461	1'52.647	313,0	14:23'06.596
13	32.100	31.737	21.835	26.745	1'52.417	314,0	14:24'56.123	13	31.984	31.566	21.691	26.852	1'52.093	312,1	14:24'58.689
14	31.962	31.531	21.648	26.702	1'51.843	314,0	14:26'47.966	14	31.937	31.858	21.770	26.889	1'52.454	313,0	14:26'51.143
15	31.917	31.523	21.659	26.846	1'51.945	310,3	14:28'39.911	15	32.110	31.586	21.895	26.847	1'52.438	310,3	14:28'43.581
16	31.883	31.618	21.706	26.784	1'51.991	312,1	14:30'31.902	16	32.365	31.955	22.017	26.870	1'53.207	310,3	14:30'36.788
17	31.955	31.484	22.139	26.828	1'52.406	313,0	14:32'24.308	17	32.050	31.664	21.814	26.774	1'52.302	307,7	14:32'29.090
18	32.101	31.679	21.840	27.089	1'52.709	308,6	14:34'17.017	18	32.233	31.699	21.936	26.817	1'52.685	306,8	14:34'21.775
Race Time 33'35.236								Race Time 33'39.994							

9° 21 M. RINALDI (1'50.727)								12° 66 T. SYKES (1'51.212)							
Lap	Seg.1	Seg.2	Seg.3	Seg.4	Lap Time	km/h	Local Time	Lap	Seg.1	Seg.2	Seg.3	Seg.4	Lap Time	km/h	Local Time
1		31.875	22.039	26.416	1'56.198	321,4	14:02'37.979	1		31.304	21.543	<b>26.300</b>	1'53.620	314,0	14:02'35.401
2	32.342	31.552	21.831	26.384	1'52.109	321,4	14:04'30.088	2	31.932	31.472	22.163	26.422	1'51.989	<b>314,9</b>	14:04'27.390
3	32.006	31.258	21.578	26.308	1'51.150	315,8	14:06'21.238	3	32.038	31.423	21.574	26.729	1'51.764	309,5	14:06'19.154
4	<b>31.772</b>	31.200	<b>21.529</b>	<b>26.226</b>	<b>1'50.727</b>	321,4	14:08'11.965	4	31.792	31.338	<b>21.525</b>	26.618	1'51.273	314,0	14:08'10.427
5	31.801	31.284	21.837	26.277	1'51.199	<b>322,4</b>	14:10'03.164	5	31.785	<b>31.262</b>	21.561	26.604	<b>1'51.212</b>	314,0	14:10'01.639
6	31.905	<b>31.117</b>	21.754	26.282	1'51.058	319,5	14:11'54.222	6	<b>31.783</b>	31.464	21.745	26.815	1'51.807	309,5	14:11'53.446
7	32.050	31.478	22.035	26.427	1'51.990	313,0	14:13'46.212	7	31.855	31.388	21.758	26.653	1'51.654	314,0	14:13'45.100
8	32.055	31.308	21.796	26.300	1'51.459	321,4	14:15'37.671	8	32.170	31.486	21.565	26.821	1'52.042	313,0	14:15'37.142
9	32.089	31.807	21.992	26.372	1'52.260	321,4	14:17'29.931	9	32.230	32.163	22.172	26.763	1'53.328	314,0	14:17'30.470
10	32.033	31.529	21.765	26.377	1'51.704	319,5	14:19'21.635	10	32.344	31.631	21.583	26.842	1'52.400	<b>314,9</b>	14:19'22.870
11	32.332	31.255	22.095	26.663	1'52.345	315,8	14:21'13.980	11	32.077	31.462	21.652	26.882	1'52.073	313,0	14:21'14.943
12	32.006	31.242	21.745	26.523	1'51.516	317,6	14:23'05.496	12	32.069	31.613	21.766	26.640	1'52.088	<b>314,9</b>	14:23'07.031
13	32.099	31.453	21.648	26.604	1'51.804	315,8	14:24'57.300	13	31.981	32.014	21.758	26.921	1'52.674	309,5	14:24'59.705
14	32.082	31.546	21.654	26.614	1'51.896	317,6	14:26'49.196	14	32.314	31.629	21.768	26.862	1'52.573	313,0	14:26'52.278
15	32.056	31.466	21.777	26.557	1'51.856	316,7	14:28'41.052	15	32.142	31.556	21.718	26.856	1'52.272	311,2	14:28'44.550
16	32.264	31.492	21.772	26.606	1'52.134	315,8	14:30'33.186	16	32.037	31.673	21.840	26.917	1'52.467	313,0	14:30'37.017
17	32.366	31.710	21.849	26.739	1'52.664	314,0	14:32'25.850	17	32.107	31.676	21.753	26.970	1'52.506	309,5	14:32'29.523
18	32.172	31.304	21.721	26.511	1'51.708	314,0	14:34'17.558	18	32.057	31.709	21.980	26.934	1'52.680	308,6	14:34'22.203
Race Time 33'35.777								Race Time 33'40.422							

07/04/2019 P = Pits In/Out - C = Lap Time Cancelled

These data/results cannot be reproduced, stored and/or transmitted in whole or in part by any manner of electronic, mechanical, photocopying, recording, broadcasting or otherwise now known or herein after developed without the previous express consent by the copyright owner, except for reproduction in daily press and regular printed publications on sale to the public within 60 days of the event related to those data/results and always provided that copyright symbol appears together as follows below.

© DORNA WSBK ORGANIZATION Srl 2019



## Motocard Aragon Round, 5-7 April 2019 Chronological Analysis Race 2

Start at 14:00'41.781

**3 / 3**

13° 2 L. CAMIER (1'51.795)								RET 52 A. DELBIANCO (1'53.137)								
Lap	Seg.1	Seg.2	Seg.3	Seg.4	Lap Time	km/h	Local Time	Lap	Seg.1	Seg.2	Seg.3	Seg.4	Lap Time	km/h	Local Time	
1		31.702	21.730	<b>26.561</b>	1'55.957	<b>314,0</b>	14:02'37.738	1		31.990	22.236	27.090	1'58.336	<b>302,5</b>	14:02'40.117	
2	<b>31.866</b>	31.570	21.643	26.716	1'51.795	312,1	14:04'29.533	2	<b>32.538</b>	<b>31.681</b>	<b>21.894</b>	<b>27.024</b>	<b>1'53.137</b>	<b>302,5</b>	14:04'33.254	
3	32.000	31.538	<b>21.634</b>	26.837	1'52.009	309,5	14:06'21.542	3	32.769	31.883	21.933	33.740	2'00.325P	295,1	14:06'33.579	
4	31.926	<b>31.462</b>	21.778	26.797	1'51.963	311,2	14:08'13.505	4	50.815	32.162	22.315	27.295	2'12.587P	295,9	14:08'46.166	
5	31.971	31.645	21.675	26.884	1'52.175	311,2	14:10'05.680	5	33.017	32.111	22.320	27.253	1'54.701	296,7	14:10'40.867	
6	32.139	31.755	21.869	27.105	1'52.868	306,8	14:11'58.548	6	33.068	32.110	22.242	27.470	1'54.890	295,1	14:12'35.757	
7	32.222	31.879	21.879	26.883	1'52.863	310,3	14:13'51.411	7	33.082	32.172	22.355	27.571	1'55.180	296,7	14:14'30.937	
8	32.293	31.894	21.811	26.907	1'52.905	310,3	14:15'44.316	8	33.031	32.525	23.863	27.528	1'56.947	294,3	14:16'27.884	
9	32.175	31.867	21.730	26.869	1'52.641	310,3	14:17'36.957	9	33.371	32.386	22.248	27.481	1'55.486	295,9	14:18'23.370	
10	32.236	31.858	21.936	26.914	1'52.944	308,6	14:19'29.901	10	33.011	32.698	22.384	36.363	2'04.456P	297,5	14:20'27.826	
11	32.276	31.757	21.797	26.872	1'52.702	307,7	14:21'22.603								Race Time 19'46.045	
12	32.301	31.741	21.858	26.877	1'52.777	308,6	14:23'15.380									
13	32.333	31.954	21.940	26.996	1'53.223	306,8	14:25'08.603									
14	32.195	31.871	21.872	26.978	1'52.916	307,7	14:27'01.519									
15	32.192	31.909	21.929	26.953	1'52.983	306,8	14:28'54.502									
16	32.357	31.873	21.928	26.964	1'53.122	307,7	14:30'47.624									
17	32.244	31.726	21.864	27.095	1'52.929	305,1	14:32'40.553									
18	32.221	31.894	21.719	27.019	1'52.853	305,9	14:34'33.406									
							Race Time 33'51.625									

14° 23 R. KIYONARI (1'52.290)							
Lap	Seg.1	Seg.2	Seg.3	Seg.4	Lap Time	km/h	Local Time
1		31.991	22.317	<b>26.511</b>	1'58.069	314,0	14:02'39.850
2	<b>32.104</b>	31.678	21.775	26.733	1'52.290	<b>314,9</b>	14:04'32.140
3	32.200	<b>31.598</b>	<b>21.736</b>	26.979	1'52.513	307,7	14:06'24.653
4	32.306	31.778	21.826	26.896	1'52.806	311,2	14:08'17.459
5	32.248	31.783	21.898	27.009	1'52.938	312,1	14:10'10.397
6	32.505	31.909	21.982	27.105	1'53.501	311,2	14:12'03.898
7	32.294	31.876			2'01.107	297,5	14:14'05.005
8	32.885	31.849	22.007	26.851	1'53.592	312,1	14:15'58.597
9	32.584	32.398	22.324	26.969	1'54.275	311,2	14:17'52.872
10	32.755	31.994	22.204	27.113	1'54.066	311,2	14:19'46.938
11	33.380	32.448	22.358	27.024	1'55.210	309,5	14:21'42.148
12	32.518	32.191	22.127	27.208	1'54.044	309,5	14:23'36.192
13	32.500	31.995	22.144	26.905	1'53.544	308,6	14:25'29.736
14	32.469	31.828	22.115	27.087	1'53.499	310,3	14:27'23.235
15	32.348	31.978	22.234	27.069	1'53.629	309,5	14:29'16.864
16	32.768	31.895	22.078	27.018	1'53.759	309,5	14:31'10.623
17	32.597	31.929	22.256	27.042	1'53.824	307,7	14:33'04.447
18	32.499	32.673	22.487	27.600	1'55.259	307,7	14:34'59.706
							Race Time 34'17.925

15° 28 M. REITERBERGER (1'51.393)							
Lap	Seg.1	Seg.2	Seg.3	Seg.4	Lap Time	km/h	Local Time
1		31.922	21.794	26.776	1'57.245	311,2	14:02'39.026
2	31.814	31.335	21.784	<b>26.460</b>	1'51.393	<b>314,0</b>	14:04'30.419
3	31.997	<b>31.334</b>	<b>21.638</b>	26.888	1'51.857	307,7	14:06'22.276
4	31.841	31.594	22.279	26.911	1'52.625	308,6	14:08'14.901
5	<b>31.733</b>	31.468	22.102	30.248	1'55.551	308,6	14:10'10.452
6	32.679	31.921	22.075	26.902	1'53.577	306,8	14:12'04.029
7	32.443	31.914	21.931	26.930	1'53.218	306,8	14:13'57.247
8	32.062	31.467	21.813	26.783	1'52.125	307,7	14:15'49.372
9	32.598	31.902	21.809	26.841	1'53.150	308,6	14:17'42.522
10	32.457	31.950	34.714	27.214	2'06.335	306,8	14:19'48.857
11	33.487	32.699	21.953	27.016	1'55.155	305,9	14:21'44.012
12	32.285	31.791	21.958	27.043	1'53.077	307,7	14:23'37.089
13	32.244	32.079	21.952	26.937	1'53.212	307,7	14:25'30.301
14	32.268	31.788	21.944	27.066	1'53.066	308,6	14:27'23.367
15	47.583	34.395	23.916	27.761	2'13.655	300,8	14:29'37.022
16	33.493	33.099	22.503	27.472	1'56.567	302,5	14:31'33.589
17	32.968	32.247	22.258	27.331	1'54.804	300,8	14:33'28.393
18	33.571	32.594	34.211	28.628	2'09.004	298,3	14:35'37.397
							Race Time 34'55.616

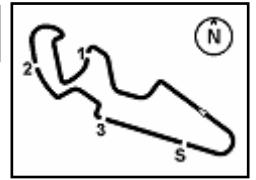
RET 54 T. RAZGATLIOGLU (1'51.293)							
Lap	Seg.1	Seg.2	Seg.3	Seg.4	Lap Time	km/h	Local Time
1		32.336	21.977	<b>26.090</b>	1'56.078	<b>319,5</b>	14:02'37.859
2	31.909	31.487	21.733	26.164	1'51.293	310,3	14:04'29.152
3	31.870	<b>31.356</b>	<b>21.563</b>	26.521	1'51.310	309,5	14:06'20.462
4	31.875	31.446	21.634	26.391	1'51.346	314,0	14:08'11.808
5	<b>31.744</b>	31.377	21.721	26.467	1'51.309	314,0	14:10'03.117
6	32.173	31.383	21.663	26.466	1'51.685	309,5	14:11'54.802
7	31.888	31.648	21.774	26.383	1'51.693	315,8	14:13'46.495
							Race Time 13'04.714

07/04/2019

P = Pits In/Out - C = Lap Time Cancelled

These data/results cannot be reproduced, stored and/or transmitted in whole or in part by any manner of electronic, mechanical, photocopying, recording, broadcasting or otherwise now known or herein after developed without the previous express consent by the copyright owner, except for reproduction in daily press and regular printed publications on sale to the public within 60 days of the event related to those data/results and always provided that copyright symbol appears together as follows below.

© DORNA WSBK ORGANIZATION Srl 2019



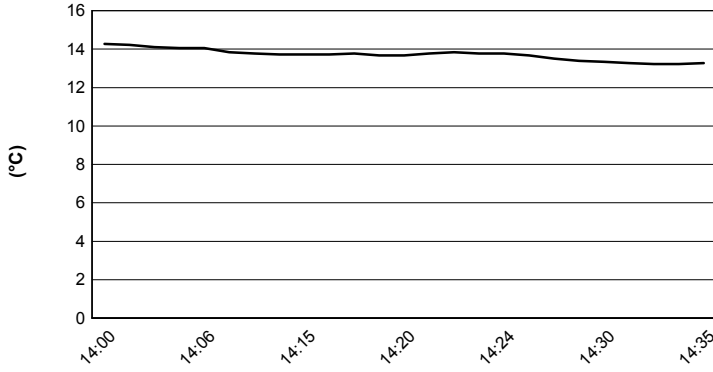
MotorLand Aragon 5.077 m

## Motocard Aragon Round, 5-7 April 2019

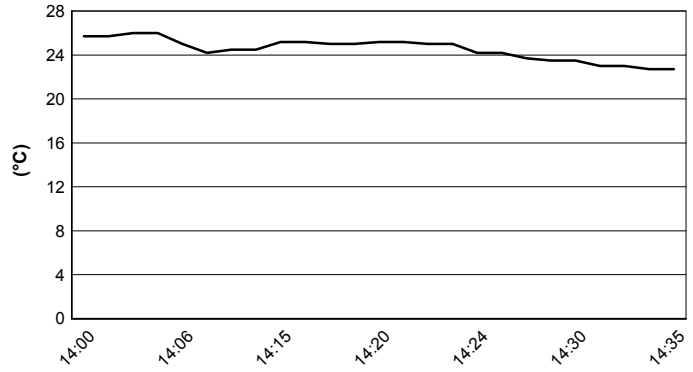
### Weather Report Race 2

Session started 14:01 - Session ended 14:35

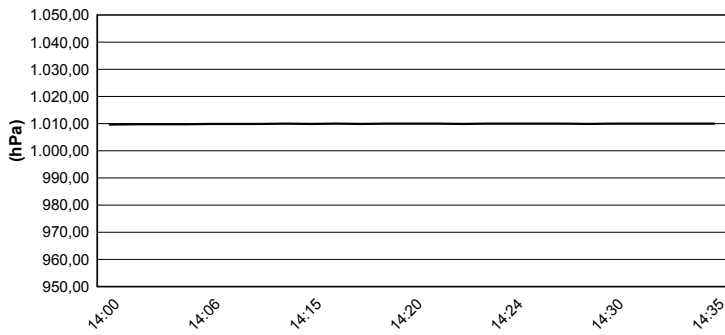
#### Air Temperature



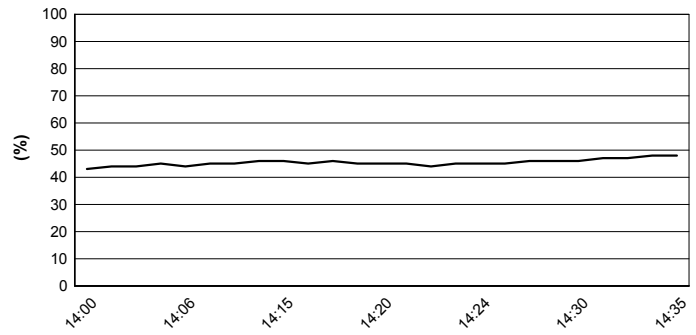
#### Track Temperature



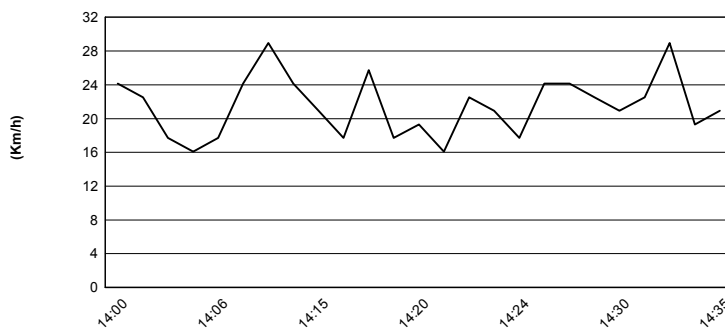
#### Air Pressure



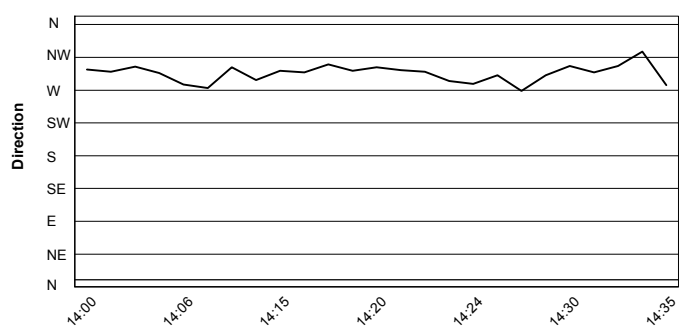
#### Humidity



#### Wind Speed



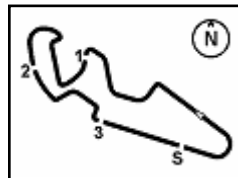
#### Wind Direction



07/04/2019

These data/results cannot be reproduced, stored and/or transmitted in whole or in part by any manner of electronic, mechanical, photocopying, recording, broadcasting or otherwise now known or herein after developed without the previous express consent by the copyright owner, except for reproduction in daily press and regular printed publications on sale to the public within 60 days of the event related to those data/results and always provided that copyright symbol appears together as follows below.

© DORNA WSBK ORGANIZATION Srl 2019



## Motocard Aragon Round, 5-7 April 2019 Championship Standings

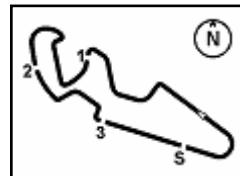
Points	Points From First	Points From Previous	February 24		March 17		April 7		April 14		May 12		June 9		June 23		July 7		July 14		September 8		September 24		October 13		October 26		
			PHILLIP ISLAND	PHILLIP ISLAND	BURIRAM	BURIRAM	ARAGON	ARAGON	ASSEN	ASSEN	IMOLA	IMOLA	JEREZ	JEREZ	MISANO	MISANO	DONINGTON PARK	DONINGTON PARK	LAGUNA SECA	LAGUNA SECA	PORTIMAO	PORTIMAO	MAGNY COURS	MAGNY COURS	VILLICUM	VILLICUM	LOSAIL	LOSAIL	
<b>1</b> BAUTISTA Alvaro (ESP)	186		25	25	25	25	25	25																					
<b>2</b> REA Jonathan (GBR)	147	39	20	20	20	20	20	20																					
<b>3</b> LOWES Alex (GBR)	100	86	47	13	11	16	16	13	11																				
<b>4</b> VAN DER MARK Michael (NED)	79	107	21	11	13	13	13	10	8																				
<b>5</b> HASLAM Leon (GBR)	74	112	5	1	16	11	11	7	13																				
<b>6</b> MELANDRI Marco (ITA)	63	123	11	16	10	10	10	4	5																				
<b>7</b> DAVIES Chaz (GBR)	56	130	7	6	9	1	1	16	16																				
<b>8</b> CORTESE Sandro (GER)	56	130	0	8	8	9	9	9	6																				
<b>9</b> SYKES Tom (GBR)	39	147	17	9	3	7	7	11	4																				
<b>10</b> TORRES Jordi (ESP)	35	151	4	5	2	5	6	6	9																				
<b>11</b> RINALDI Michael Ruben (ITA)	35	151	0	7	2	8	8	3	7																				
<b>12</b> RAZGATLIOGLU Toprak (TUR)	32	154	3	10		6	7	8																					
<b>13</b> LAVERTY Eugene (IRL)	27	159	5	4	7			1	10																				
<b>14</b> CAMIER Leon (GBR)	17	169	10	6	3	3	3	5	3																				
<b>15</b> REITERBERGER Markus (GER)	15	171	2	3	4	2	5	1																					
<b>16</b> MERCADO Leandro (ARG)	11	175	4	2	5	4																							
<b>17</b> KIYONARI Ryuichi (JPN)	9	177	2	1		4		2	2																				
<b>18</b> DELBIANCO Alessandro (ITA)	3	183	6			3																							

07/04/2019 First Line: Race 1 & 2 - Second Line: Tissot Superpole Race

These data/results cannot be reproduced, stored and/or transmitted in whole or in part by any manner of electronic, mechanical, photocopying, recording, broadcasting or otherwise now known or herein after developed without the previous express consent by the copyright owner, except for reproduction in daily press and regular printed publications on sale to the public within 60 days of the event related to those data/results and always provided that copyright symbol appears together as follows below.

© DORNA WSBK ORGANIZATION Srl 2019





## Motocard Aragon Round, 5-7 April 2019 Championship Standings

Points	Points From First	Points From Previous	Independent Riders													
			February 24 PHILLIP ISLAND	March 17 BURIRAM	April 7 ARAGON	April 14 ASSEN	May 12 IMOLA	June 9 JEREZ	June 23 MISANO	July 7 DONINGTON PARK	July 14 LAGUNA SECA	September 8 PORTIMAO	September 24 MAGNY COURS	October 13 VILLICUM	October 26 LOSAIL	
<b>1</b>	<b>MELANDRI</b> Marco (ITA)	<b>63</b>	16 10 4	10 10 4	4 5											
<b>2</b>	<b>CORTESE</b> Sandro (GER)	<b>56</b> 7	8 8 3	9 9 3	9 6 1											
<b>3</b>	<b>TORRES</b> Jordi (ESP)	<b>35</b> 28 21	5 2	5 6	6 9 2											
<b>4</b>	<b>RINALDI</b> Michael Ruben (ITA)	<b>35</b> 28 0	7 2	8 8	3 7											
<b>5</b>	<b>RAZGATLIOGLU</b> Toprak (TUR)	<b>32</b> 31 3	10	6 7 1	8											
<b>6</b>	<b>LAVERTY</b> Eugene (IRL)	<b>27</b> 36 5	4 7 1		1 10 4											
<b>7</b>	<b>MERCADO</b> Leandro (ARG)	<b>11</b> 52 16	2 5	4												
<b>8</b>	<b>DELBIANCO</b> Alessandro (ITA)	<b>3</b> 60 8		3												

07/04/2019

First Line: Race 1 & 2 - Second Line: Tissot Superpole Race

These data/results cannot be reproduced, stored and/or transmitted in whole or in part by any manner of electronic, mechanical, photocopying, recording, broadcasting or otherwise now known or herein after developed without the previous express consent by the copyright owner, except for reproduction in daily press and regular printed publications on sale to the public within 60 days of the event related to those data/results and always provided that copyright symbol appears together as follows below.

© DORNA WSBK ORGANIZATION Srl 2019

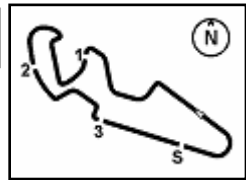
FICR PERUGIA TIMING



Official Tyre Supplier



Official Timekeeper



MotorLand Aragon 5.077 m

**Motocard Aragon Round, 5-7 April 2019**  
**Manufacturers Standings**

	Points	Points From First	Points From Previous	February 24	March 17	April 7	April 14	May 12	June 9	June 23	July 7	July 14	September 8	September 24	October 13	October 26
				PHILLIP ISLAND	BURIRAM	ARAGON	ASSEN	IMOLA	JEREZ	MISANO	DONINGTON PARK	LAGUNA SECA	PORTIMAO	MAGNY COURS	VILLICUM	LOSAIL
1 DUCATI	186			25 25 12	25 25 12	25 25 12										
2 KAWASAKI	147	39		20 20 9	20 20 9	20 20 9										
3 YAMAHA	105	81	42	16 13 6	16 16 7	13 11 7										
4 BMW	45	141	60	9 4	7 5	11 4 5										
5 HONDA	21	165	24	6	3 4	5 3										

07/04/2019 First Line: Race 1 & 2 - Second Line: Tissot Superpole Race

These data/results cannot be reproduced, stored and/or transmitted in whole or in part by any manner of electronic, mechanical, photocopying, recording, broadcasting or otherwise now known or herein after developed without the previous express consent by the copyright owner, except for reproduction in daily press and regular printed publications on sale to the public within 60 days of the event related to those data/results and always provided that copyright symbol appears together as follows below.

© DORNA WSBK ORGANIZATION Srl 2019

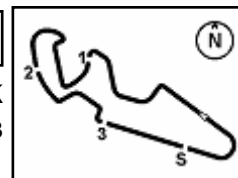
FIAT PERUGIA TIMING



Official Tyre Supplier



Official Timekeeper



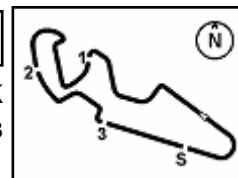
## Motocard Aragon Round, 5-7 April 2019 Team Standings

		February 24 PHILLIP ISLAND	March 17 BURIRAM	April 7 ARAGON	April 14 ASSEN	May 12 IMOLA	June 9 JEREZ	June 23 MISANO	July 7 DONINGTON PARK	July 14 LAGUNA SECA	September 8 PORTIMAO	September 24 MAGNY COURS	October 13 VILLICUM	October 26 LOSAIL	
<b>1 ARUBA.IT Racing - Ducati</b>		<b>242</b>													
BAUTISTA Alvaro	186	25 12	25 12	25 12	25 12										
DAVIES Chaz	56	6 9	1 2	16 6											
<b>2 Kawasaki Racing Team WorldSBK</b>		<b>221 (-21)</b>													
REA Jonathan	147	20 9	20 9	20 9	20 9										
HASLAM Leon	74	1 7	16 5	11 3	11 3	7 3	13 3								
<b>3 Pata Yamaha WorldSBK Team</b>		<b>179 (-63)</b>													
LOWES Alex	100	13 6	11 7	16 7	16 7	13 7	11 7								
VAN DER MARK Michael	79	11 5	13 5	13 6	13 6	10 8	8 8								
<b>4 GRT Yamaha WorldSBK*</b>		<b>119 (-123)</b>													
MELANDRI Marco	63	16 4	10 4	10 4	10 4	4 5	5 5								
CORTESE Sandro	56	8 3	8 3	9 3	9 3	9 1	6 1								
<b>5 BMW Motorrad WorldSBK Team</b>		<b>54 (-188)</b>													
SYKES Tom	39	9 3	3 7	7 11	7 11	4 5	4 5								
REITERBERGER Markus	15	3 4	4 2	2 5	5 1	1 1									
<b>6 Team Pedercini Racing*</b>		<b>35 (-207)</b>													
TORRES Jordi	35	5 2	2 5	5 6	6 6	9 2	9 2								
<b>7 BARNI Racing Team</b>		<b>35 (-207)</b>													
RINALDI Michael Ruben	35	7 2	2 8	8 8	8 3	3 7	7 7								
<b>8 Turkish Puccetti Racing*</b>		<b>32 (-210)</b>													
RAZGATLIOGLU Toprak	32	10 1	6 1	7 1	7 1	8 8									
<b>9 Team Goeleven*</b>		<b>27 (-215)</b>													
LAVERTY Eugene	27	4 1	7 1			1 4	10 4								
<b>10 Moriwaki Althea Honda Team</b>		<b>26 (-216)</b>													
CAMIER Leon	17	6 1	3 1	3 4	3 2	5 2	3 2								
KIYONARI Ryuichi	9														
<b>11 Orelac Racing VerdNatura*</b>		<b>11 (-231)</b>													
MERCADO Leandro	11	2 5	5 4	4 4											
<b>12 Althea Mie Racing Team*</b>		<b>3 (-239)</b>													
DELBIANCO Alessandro	3														

07/04/2019 \* Independent teams

These data/results cannot be reproduced, stored and/or transmitted in whole or in part by any manner of electronic, mechanical, photocopying, recording, broadcasting or otherwise now known or herein after developed without the previous express consent by the copyright owner, except for reproduction in daily press and regular printed publications on sale to the public within 60 days of the event related to those data/results and always provided that copyright symbol appears together as follows below.

© DORNA WSBK ORGANIZATION Srl 2019



MotorLand Aragon 5.077 m  
2 / 2

## Motocard Aragon Round, 5-7 April 2019 Team Standings

February 24 PHILLIP ISLAND	March 17 BURIRAM	April 7 ARAGON	April 14 ASSEN	May 12 IMOLA	June 9 JEREZ	June 23 MISANO	July 7 DONINGTON PARK	July 14 LAGUNA SECA	September 8 PORTIMAO	September 24 MAGNY COURS	October 13 VILLICUM	October 26 LOSAIL
-------------------------------	---------------------	-------------------	-------------------	-----------------	-----------------	-------------------	--------------------------	------------------------	-------------------------	-----------------------------	------------------------	----------------------

Independent Teams												
<b>1 GRT Yamaha WorldSBK 119</b>												
MELANDRI Marco	63	16 4	10 10	10 4	10 4	4 5						
CORTESE Sandro	56	8 3	8 3	9 3	9 3	6 1						
<b>2 Team Pedercini Racing 35 (-84)</b>												
TORRES Jordi	35	5 2	5 6	6 6	9 2							
<b>3 Turkish Puccetti Racing 32 (-87)</b>												
RAZGATLIOGLU Toprak	32	10	6 1	7 1	8							
<b>4 Team Goeleven 27 (-92)</b>												
LAVERTY Eugene	27	4 1	7 1		1 4	10						
<b>5 Orelac Racing VerdNatura 11 (-108)</b>												
MERCADO Leandro	11	2 5	4									
<b>6 Althea Mie Racing Team 3 (-116)</b>												
DELBIANCO Alessandro	3		3									

07/04/2019

These data/results cannot be reproduced, stored and/or transmitted in whole or in part by any manner of electronic, mechanical, photocopying, recording, broadcasting or otherwise now known or herein after developed without the previous express consent by the copyright owner, except for reproduction in daily press and regular printed publications on sale to the public within 60 days of the event related to those data/results and always provided that copyright symbol appears together as follows below.

© DORNA WSBK ORGANIZATION Srl 2019

FIGR PERUGIA TIMING

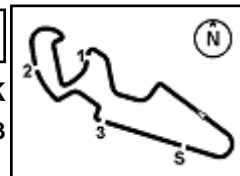


Official Tyre Supplier



Official Timekeeper





## Motocard Aragon Round, 5-7 April 2019

### Race Winners

	2016	2017	2018	2019
<b>Phillip Island</b>				
Race 1	Rea J. (GBR) Kaw	Rea J. (GBR) Kaw	Melandri M. (ITA) Duc	Bautista A. (ESP) Duc
Race 2	Rea J. (GBR) Kaw	Rea J. (GBR) Kaw	Melandri M. (ITA) Duc	Bautista A. (ESP) Duc
Superpole Race				Bautista A. (ESP) Duc
<b>Buriram</b>				
Race 1	Rea J. (GBR) Kaw	Rea J. (GBR) Kaw	Rea J. (GBR) Kaw	Bautista A. (ESP) Duc
Race 2	Sykes T. (GBR) Kaw	Rea J. (GBR) Kaw	Davies C. (GBR) Duc	Bautista A. (ESP) Duc
Superpole Race				Bautista A. (ESP) Duc
<b>Aragon</b>				
Race 1	Davies C. (GBR) Duc	Rea J. (GBR) Kaw	Rea J. (GBR) Kaw	Bautista A. (ESP) Duc
Race 2	Davies C. (GBR) Duc	Davies C. (GBR) Duc	Davies C. (GBR) Duc	Bautista A. (ESP) Duc
Superpole Race				Bautista A. (ESP) Duc
<b>Assen</b>				
Race 1	Rea J. (GBR) Kaw	Rea J. (GBR) Kaw	Rea J. (GBR) Kaw	
Race 2	Rea J. (GBR) Kaw	Rea J. (GBR) Kaw	Sykes T. (GBR) Kaw	
<b>Imola</b>				
Race 1	Davies C. (GBR) Duc	Davies C. (GBR) Duc	Rea J. (GBR) Kaw	
Race 2	Davies C. (GBR) Duc	Davies C. (GBR) Duc	Rea J. (GBR) Kaw	
<b>Jerez</b>				
Race 1	Davies C. (GBR) Duc	Rea J. (GBR) Kaw		
Race 2	Davies C. (GBR) Duc	Rea J. (GBR) Kaw		
<b>Misano</b>				
Race 1	Rea J. (GBR) Kaw	Sykes T. (GBR) Kaw	Rea J. (GBR) Kaw	
Race 2	Rea J. (GBR) Kaw	Melandri M. (ITA) Duc	Rea J. (GBR) Kaw	
<b>Donington Park</b>				
Race 1	Sykes T. (GBR) Kaw	Sykes T. (GBR) Kaw	van der Mark M. (NED) Yam	
Race 2	Sykes T. (GBR) Kaw	Rea J. (GBR) Kaw	van der Mark M. (NED) Yam	
<b>Laguna Seca</b>				
Race 1	Rea J. (GBR) Kaw	Davies C. (GBR) Duc	Rea J. (GBR) Kaw	
Race 2	Sykes T. (GBR) Kaw	Rea J. (GBR) Kaw	Rea J. (GBR) Kaw	
<b>Portimao</b>				
Race 1	Rea J. (GBR) Kaw	Rea J. (GBR) Kaw		
Race 2	Rea J. (GBR) Kaw	Rea J. (GBR) Kaw		
<b>Magny-Cours</b>				
Race 1	Davies C. (GBR) Duc	Rea J. (GBR) Kaw	Rea J. (GBR) Kaw	
Race 2	Davies C. (GBR) Duc	Davies C. (GBR) Duc	Rea J. (GBR) Kaw	
<b>Villicum</b>				
Race 1	Rea J. (GBR) Kaw			
Race 2	Rea J. (GBR) Kaw			
<b>Losail</b>				
Race 1	Davies C. (GBR) Duc	Rea J. (GBR) Kaw	Rea J. (GBR) Kaw	
Race 2	Davies C. (GBR) Duc	Rea J. (GBR) Kaw		

07/04/2019

These data/results cannot be reproduced, stored and/or transmitted in whole or in part by any manner of electronic, mechanical, photocopying, recording, broadcasting or otherwise now known or herein after developed without the previous express consent by the copyright owner, except for reproduction in daily press and regular printed publications on sale to the public within 60 days of the event related to those data/results and always provided that copyright symbol appears together as follows below.

© DORNA WSBK ORGANIZATION Srl 2019

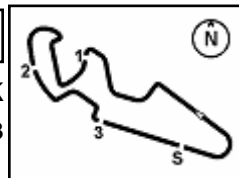
FKR PERUGIA TIMING



Official Tyre Supplier



Official Timekeeper

**Motocard Aragon Round, 5-7 April 2019****Race Winners****2019**

9 A. Bautista

**ALL TIMES**

71 J. Rea	14 J. Kocinski	4 R. Phillis	2 S. Byrne	1 N. Hayden
59 C. Fogarty	14 S. Russell	4 Y. Kagayama	2 M. Neukirchner	1 A. Pitt
52 T. Bayliss	14 B. Spies	4 M. Fabrizio	2 L. Baz	1 G. McCoy
43 N. Haga	13 A. Slight	3 M. Doohan	2 M. van der Mark	1 F. Nieto
34 T. Sykes	13 E. Laverty	3 A. Yanagawa	1 A. Ryo	1 A. Barros
33 T. Corser	11 S. Mertens	3 M. Tamada	1 K. Kitagawa	1 J. Torres
31 C. Edwards	11 R. Xaus	3 L. Lanzi	1 Y. Takeda	1 A. Lowes
29 C. Davies	11 R. Laconi	3 R. Kiyonari	1 T. Aoki	
27 D. Polen	10 F. Pirovano	3 C. Crutchlow	1 J. Whitham	
24 C. Checa	10 C. Vermeulen	2 M. Lucchiari	1 A. Vieira	
23 R. Roche	9 S. Guintoli	2 T. Rymer	1 A. Morillas	
22 M. Melandri	9 A. Bautista	2 D. Chandler	1 G. Goodfellow	
21 M. Biaggi	8 F. Merkel	2 P. Goddard	1 P. Picotte	
17 P. Chili	8 A. Gobert	2 M. Lucchinelli	1 T. Kipp	
16 G. Falappa	7 B. Bostrom	2 M. Dowson	1 A. Meklau	
16 N. Hodgson	5 D. Tardozzi	2 K. Magee	1 J. Reynolds	
16 J. Toseland	5 L. Haslam	2 H. Izutsu	1 C. Walker	

07/04/2019

These data/results cannot be reproduced, stored and/or transmitted in whole or in part by any manner of electronic, mechanical, photocopying, recording, broadcasting or otherwise now known or herein after developed without the previous express consent by the copyright owner, except for reproduction in daily press and regular printed publications on sale to the public within 60 days of the event related to those data/results and always provided that copyright symbol appears together as follows below.

© DORNA WSBK ORGANIZATION Srl 2019

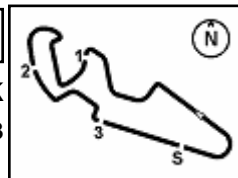
FKR PERUGIA TIMING



Official Tyre Supplier



Official Timekeeper



## Motocard Aragon Round, 5-7 April 2019 Best Laps & Speeds

No.	Rider Bike	Nat	Best Lap		FP1		FP2		FP3		SP		RC1		WUP		SPRC		RC2	
			LL	SPD	LL	SPD	LL	SPD	LL	SPD	LL	SPD	LL	SPD	LL	SPD	LL	SPD	LL	SPD
1	<b>19 A. BAUTISTA</b> Ducati Panigale V4 R	ESP	<b>1'49.049</b>		1'49.692	311,2	1'49.607	313,9	1'51.488	316,7	<b>1'49.049</b>	319,5	1'49.755	320,4	1'50.594	321,4	1'49.885	<b>322,3</b>	1'49.958	321,4
2	<b>11 S. CORTESE</b> Yamaha YZF R1	GER	<b>1'49.414</b>		1'51.427	303,3	1'50.636	302,5	1'51.852	305,0	<b>1'49.414</b>	308,5	1'51.212	315,7	1'51.396	310,3	1'50.878	315,7	1'51.196	<b>318,5</b>
3	<b>66 T. SYKES</b> BMW S1000 RR	GBR	<b>1'49.557</b>		1'51.215	300,8	1'50.226	300,0	1'50.882	304,2	<b>1'49.557</b>	305,9	1'50.936	<b>314,8</b>	1'50.828	308,5	1'50.754	<b>314,8</b>	1'51.212	<b>314,8</b>
4	<b>22 A. LOWES</b> Yamaha YZF R1	GBR	<b>1'49.563</b>		1'50.819	306,8	1'50.126	308,5	1'51.123	308,5	<b>1'49.563</b>	313,9	1'50.851	<b>319,5</b>	1'50.885	311,2	1'50.445	318,5	1'51.012	317,6
5	<b>21 M. RINALDI</b> Ducati Panigale V4 R	ITA	<b>1'49.689</b>		1'52.710	305,9	1'50.985	305,9	1'52.810	309,4	<b>1'49.689</b>	315,7	1'52.142	319,5	1'51.506	315,7			1'50.727	<b>322,3</b>
6	<b>50 E. LAVERTY</b> Ducati Panigale V4 R	IRL	<b>1'49.722</b>		1'51.069	303,3	1'50.356	305,0	1'51.699	310,3	<b>1'49.722</b>	312,1	1'50.485	321,4	1'51.438	315,7	1'50.660	<b>323,3</b>	1'50.721	<b>323,3</b>
7	<b>28 M. REITERBERGER</b> BMW S1000 RR	GER	<b>1'49.779</b>		1'51.993	296,7	1'50.799	301,6	1'51.576	305,0	<b>1'49.779</b>	307,6			1'51.253	308,5	1'51.353	<b>315,7</b>	1'51.393	313,9
8	<b>7 C. DAVIES</b> Ducati Panigale V4 R	GBR	<b>1'49.970</b>		1'50.920	307,6	1'51.022	306,8	1'51.523	314,8	<b>1'49.970</b>	318,5	1'50.771	323,3	1'51.461	319,5	1'50.430	<b>324,3</b>	1'50.876	321,4
9	<b>81 J. TORRES</b> Kawasaki ZX-10RR	ESP	<b>1'49.984</b>		1'51.679	299,1	1'51.576	299,1	1'52.198	300,8	<b>1'49.984</b>	307,6	1'51.170	311,2	1'51.749	305,0	1'51.136	<b>313,9</b>	1'51.297	<b>313,9</b>
10	<b>1 J. REA</b> Kawasaki ZX-10RR	GBR	<b>1'50.013</b>		1'50.841	303,3	1'50.149	303,3	1'50.655	313,9	<b>1'50.013</b>	310,3	1'50.321	318,5	1'51.263	313,9	1'50.132	<b>319,5</b>	1'50.624	318,5
11	<b>60 M. VAN DER MARK</b> Yamaha YZF R1	NED	<b>1'50.264</b>		1'51.308	305,0	1'51.103	300,0	1'52.029	308,5	<b>1'50.264</b>	314,8	1'50.872	315,7	1'51.261	313,9	1'52.159	309,4	1'51.101	<b>318,5</b>
12	<b>91 L. HASLAM</b> Kawasaki ZX-10RR	GBR	<b>1'50.383</b>		1'50.985	308,5	1'50.754	305,0	1'51.590	307,6	<b>1'50.383</b>	314,8	1'51.312	320,4	1'51.053	314,8	1'50.798	<b>322,3</b>	1'50.619	321,4
13	<b>33 M. MELANDRI</b> Yamaha YZF R1	ITA	<b>1'50.560</b>		1'52.429	307,6	1'51.053	303,3	1'51.776	305,9	<b>1'50.560</b>	309,4	1'51.776	318,5	1'51.528	312,1	1'51.249	313,0	1'50.992	313,9
14	<b>2 L. CAMIER</b> Honda CBR1000RR	GBR	<b>1'50.812</b>		1'53.505	298,3	1'52.364	297,5	1'53.136	304,2	<b>1'50.812</b>	307,6	1'52.242	314,8	1'52.508	309,4	1'51.714	<b>314,8</b>	1'51.795	313,9
15	<b>36 L. MERCADO</b> Kawasaki ZX-10RR	ARG	<b>1'50.822</b>		1'52.410	292,6	1'51.560	304,2	1'52.354	302,5	<b>1'50.822</b>	305,9								
16	<b>54 T. RAZGATLIOGLU</b> Kawasaki ZX-10RR	TUR	<b>1'50.900</b>		1'51.839	298,3	1'51.232	299,1	1'51.966	305,0	1'50.985	312,1	1'51.704	312,1	1'51.845	306,8	<b>1'50.900</b>	314,8	1'51.293	7 <b>319,5</b>
17	<b>23 R. KIYONARI</b> Honda CBR1000RR	JPN	<b>1'52.290</b>		1'53.814	300,0	1'53.800	300,8	1'53.996	308,5	1'52.716	309,4	1'52.927	311,2	1'53.338	313,0	1'52.388	<b>318,5</b>	1'52.290	18 <b>314,8</b>
18	<b>52 A. DELBIANCO</b> Honda CBR1000RR	ITA	<b>1'52.769</b>		1'54.890	288,0	1'53.883	286,4	1'54.855	292,6	<b>1'52.769</b>	295,8			1'56.175	293,4	1'53.127	<b>303,3</b>	1'53.137	10 <b>302,5</b>

07/04/2019

These data/results cannot be reproduced, stored and/or transmitted in whole or in part by any manner of electronic, mechanical, photocopying, recording, broadcasting or otherwise now known or herein after developed without the previous express consent by the copyright owner, except for reproduction in daily press and regular printed publications on sale to the public within 60 days of the event related to those data/results and always provided that copyright symbol appears together as follows below.

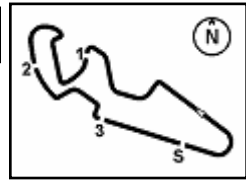
© DORNA WSBK ORGANIZATION Srl 2019

**FIAT PERUGIA TIMING**


Official Tyre Supplier



Official Timekeeper



MotorLand Aragon 5.077 m

**Motocard Aragon Round, 5-7 April 2019**  
**Pirelli Best Lap Award**

Points	Points From First	Points From Previous	February 24	March 17	April 7	April 14	May 12	June 9	June 23	July 7	July 14	September 8	September 24	October 13	October 26
			PHILLIP ISLAND	BURIRAM	ARAGON	ASSEN	IMOLA	JEREZ	MISANO	DONINGTON PARK	LAGUNA SECA	PORTIMAO	MAGNY COURS	VILLICUM	LOSAIL
<b>1</b> BAUTISTA Alvaro (ESP)	<b>6</b>		1 1	1 1	1 1										

07/04/2019 First Line: Race 1 & 2 - Second Line: Tissot Superpole Race

These data/results cannot be reproduced, stored and/or transmitted in whole or in part by any manner of electronic, mechanical, photocopying, recording, broadcasting or otherwise now known or herein after developed without the previous express consent by the copyright owner, except for reproduction in daily press and regular printed publications on sale to the public within 60 days of the event related to those data/results and always provided that copyright symbol appears together as follows below.

© DORNA WSBK ORGANIZATION Srl 2019

FKR PERUGIA TIMING



Official Tyre Supplier



Official Timekeeper