

## Pirelli Dutch Round, 21-23 April 2023

### Results Tissot Superpole Race

Laps 8 = 36,336 Km - Time of Race 12'37.045 - Avg. 172,790 km/h

1 / 2

Pos	Grid	No. Rider	Nat	Team	Bike	Class	LL	Gap	Rel.	Fastest Lap	Speed	Qualifying	Speed
1	1	<b>1 A. BAUTISTA</b>	ESP	Aruba.it Racing - Ducati	Ducati Panigale V4R		8			1'33.780	291,1	1'33.542	291,9
2	2	<b>65 J. REA</b>	GBR	Kawasaki Racing Team WorldSBK	Kawasaki ZX-10RR		8	<b>0.916</b>	0.916	1'33.947	285,7	1'33.569	287,2
3	3	<b>54 T. RAZGATLIOGLU</b>	TUR	Pata Yamaha Prometeon WorldSBK	Yamaha YZF R1		8	<b>1.757</b>	0.841	1'34.093	288,8	1'33.661	284,2
4	4	<b>22 A. LOWES</b>	GBR	Kawasaki Racing Team WorldSBK	Kawasaki ZX-10RR		8	<b>3.126</b>	1.369	1'34.124	291,1	1'33.741	291,9
5	6	<b>55 A. LOCATELLI</b>	ITA	Pata Yamaha Prometeon WorldSBK	Yamaha YZF R1		8	<b>6.067</b>	2.941	1'34.500	290,3	1'33.799	288,0
6	8	<b>47 A. BASSANI</b>	ITA	Motocorsa Racing	Ducati Panigale V4R	IND	8	<b>6.781</b>	0.714	1'34.581	292,7	1'33.985	291,9
7	7	<b>77 D. AEGERTER</b>	SUI	GYTR GRT Yamaha WorldSBK Team	Yamaha YZF R1	IND	8	<b>7.054</b>	0.273	1'34.666	290,3	1'33.956	283,5
8	5	<b>45 S. REDDING</b>	GBR	ROKiT BMW Motorrad WorldSBK Team	BMW M1000 RR		8	<b>7.125</b>	0.071	1'34.562	292,7	1'33.754	288,8
9	12	<b>97 X. VIERGE</b>	ESP	Team HRC	Honda CBR1000 RR-R		8	<b>8.568</b>	1.443	1'34.743	296,7	1'34.260	293,5
10	15	<b>60 M. VAN DER MARK</b>	NED	ROKiT BMW Motorrad WorldSBK Team	BMW M1000 RR		8	<b>10.344</b>	1.776	1'34.721	290,3	1'34.402	285,7
11	10	<b>7 I. LECUONA</b>	ESP	Team HRC	Honda CBR1000 RR-R		8	<b>10.546</b>	0.202	1'34.891	295,1	1'34.199	293,5
12	11	<b>87 R. GARDNER</b>	AUS	GYTR GRT Yamaha WorldSBK Team	Yamaha YZF R1	IND	8	<b>11.246</b>	0.700	1'34.905	291,1	1'34.203	288,0
13	16	<b>21 M. RINALDI</b>	ITA	Aruba.it Racing - Ducati	Ducati Panigale V4R		8	<b>11.807</b>	0.561	1'35.223	292,7	1'34.488	290,3
14	14	<b>5 P. OETTL</b>	GER	Team GoEleven	Ducati Panigale V4R	IND	8	<b>12.037</b>	0.230	1'35.072	292,7	1'34.391	288,8
15	9	<b>9 D. PETRUCCI</b>	ITA	Barni Spark Racing Team	Ducati Panigale V4R	IND	8	<b>12.825</b>	0.788	1'35.159	291,9	1'34.139	288,8
16	18	<b>28 B. RAY</b>	GBR	Yamaha Motox Racing WorldSBK Team	Yamaha YZF R1	IND	8	<b>13.079</b>	0.254	1'35.167	285,7	1'34.795	285,0
17	17	<b>31 G. GERLOFF</b>	USA	Bonovo Action BMW	BMW M1000 RR	IND	8	<b>13.549</b>	0.470	1'34.726	300,0	1'34.690	294,3
18	24	<b>35 H. SYHRIN</b>	MAS	PETRONAS MIE Racing HONDA Team	Honda CBR1000 RR-R	IND	8	<b>20.193</b>	6.644	1'35.899	291,1	1'36.078	286,5
19	20	<b>66 T. SYKES</b>	GBR	Kawasaki Puccetti Racing	Kawasaki ZX-10RR	IND	8	<b>21.340</b>	1.147	1'36.086	285,7	1'35.152	282,0
20	19	<b>34 L. BALDASSARRI</b>	ITA	GMT94 Yamaha	Yamaha YZF R1	IND	8	<b>24.463</b>	3.123	1'35.812	286,5	1'34.919	281,3
21	21	<b>51 E. GRANADO</b>	BRA	PETRONAS MIE Racing HONDA Team	Honda CBR1000 RR-R	IND	8	<b>25.353</b>	0.890	1'36.043	288,8	1'35.598	286,5
22	23	<b>16 G. RUIJU</b>	ITA	Bmax Racing	BMW M1000 RR	IND	8	<b>25.706</b>	0.353	1'36.542	281,3	1'36.043	280,5
23	25	<b>52 O. KONIG</b>	CZE	Orelac Racing MOVISIO	Kawasaki ZX-10RR	IND	8	<b>27.243</b>	1.537	1'36.557	285,0	1'36.480	281,3
<b>-----Not Classified-----</b>													
RET	22	<b>32 I. VINALES</b>	ESP	TPR by Vinales Racing	Kawasaki ZX-10RR	IND	6	<b>2 Laps</b>		1'38.084	279,8	1'35.977	276,2
RET	13	<b>76 L. BAZ</b>	FRA	Bonovo Action BMW	BMW M1000 RR	IND	0					1'34.310	288,0

AIR	Humidity:	73%	Temp:	15°C
TRACK	Condition:	Dry	Temp:	22°C

Records	Pole [SP]	2022	T.Razgatlioglu	1'32.934	175,944 Km/h
	Race [SPRC]	2022	A.Bautista	1'33.620	174,655 Km/h
	All Times [SP]	2022	T.Razgatlioglu	1'32.934	175,944 Km/h
Race Fastest Lap		Lap 6	A.Bautista	1'33.780	174,357 Km/h

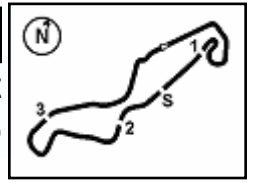
LAP LEADERS					
No. Rider	From	To	Laps	Total	
<b>1 A. BAUTISTA</b>	1	8	8	8	

TOTAL LEADER LAPS	
No. Rider	Laps
<b>1 A. BAUTISTA</b>	85
<b>65 J. REA</b>	17
<b>21 M. RINALDI</b>	12
<b>54 T. RAZGATLIOGLU</b>	12

23/04/2023 Start 11:15 End 11:31 The results are provisional until the end of the time limit for protests and appeals and the completion of the technical checks.

These data/results cannot be reproduced, stored and/or transmitted in whole or in part by any manner of electronic, mechanical, photocopying, recording, broadcasting or otherwise now known or herein after developed without the previous express consent by the copyright owner, except for reproduction in daily press and regular printed publications on sale to the public within 60 days of the event related to those data/results and always provided that copyright symbol appears together as follows below.

© DORNA WSBK ORGANIZATION Srl 2023



**Pirelli Dutch Round, 21-23 April 2023**  
**Results Tissot Superpole Race**

**Race Highlights**

Time	No. Rider	Description
10.45.30		Sighting Lap Started
10.57.59		Warm-up Lap Started
10.59.29	<b>76 L. BAZ</b>	Technical Problem - Turn 8
11.00.56		START DELAYED - QUICK START
11.05.57		RACE ON 8 LAPS
11.11.02		Sighting Lap Started
11.13.23		Warm-up Lap Started
11.15.48		Start
11.16.07	<b>76 L. BAZ</b>	Retired
11.17.53	<b>32 I. VINALES</b>	On the Gravel - Re-Joined - Turn 1
11.19.49		No Jump Starts
11.26.04	<b>32 I. VINALES</b>	Entered Pits
11.27.01	<b>32 I. VINALES</b>	Retired
11.29.13		Podium Confirmed
11.34.48		End Of Session

23/04/2023      Start      End      The results are provisional until the end of the time limit for protests and appeals and the completion of the technical checks.

These data/results cannot be reproduced, stored and/or transmitted in whole or in part by any manner of electronic, mechanical, photocopying, recording, broadcasting or otherwise now known or herein after developed without the previous express consent by the copyright owner, except for reproduction in daily press and regular printed publications on sale to the public within 60 days of the event related to those data/results and always provided that copyright symbol appears together as follows below.

© DORNA WSBK ORGANIZATION Srl 2023

## Pirelli Dutch Round, 21-23 April 2023 Championship Standings

1 / 2

	Points	Points From First	Points From Previous	February 26 PHILLIP ISLAND	March 5 MANDALIKA	April 23 ASSEN	May 7 BARCELONA	June 4 MISANO	July 2 DONINGTON PARK	July 26 MOST	September 10 MAGNY-COURS	September 24 ARAGON	October 1 PORTIMAO	October 15 VILLICUM	December 26 TBA					
1 <b>BAUTISTA</b> Alvaro (ESP)	149			25 25 12	25 25	25														
2 <b>RAZGATLIOGLU</b> Toprak (TUR)	98	51		16 7	20 20 12	16 7														
3 <b>LOCATELLI</b> Andrea (ITA)	88	61	10	13 16 5	16 11 9	13 5														
4 <b>REA</b> Jonathan (GBR)	73	76	15	20 8 3	7 6	20 9														
5 <b>BASSANI</b> Axel (ITA)	66	83	7	11 13 1	13 8 5	11 4														
6 <b>VIERGE</b> Xavi (ESP)	49	100	17	9 5 4	9 16 4	5 1														
7 <b>RINALDI</b> Michael Ruben (ITA)	48	101	1	2 20 9	13 3	1														
8 <b>PETRUCCI</b> Danilo (ITA)	43	106	5	8 7	11 10	7														
9 <b>AEGERTER</b> Dominique (SUI)	37	112	6	3 9	8 4	10 3														
10 <b>LOWES</b> Alex (GBR)	37	112	0	6 6	3 7	9 6														
11 <b>LECUONA</b> Iker (ESP)	33	116	4	10 10 2	4 7															
12 <b>GARDNER</b> Remy (AUS)	27	122	6	4 6	9	8														
13 <b>OETTL</b> Philipp (GER)	25	124	2	5 11 4	3	2														
14 <b>REDDING</b> Scott (GBR)	25	124	0	7 3	6 1	6 2														
15 <b>VAN DER MARK</b> Michael (NED)	19	130	6	4	10 2	3														
16 <b>GERLOFF</b> Garrett (USA)	19	130	0	6 2	2 5	4														
17 <b>BAZ</b> Loris (FRA)	6	143	13	1	5															
18 <b>BALDASSARRI</b> Lorenzo (ITA)	3	146	3		1 2															
19 <b>SYAHRIN</b> Hafizh (MAS)	2	147	1	1	1															

23/04/2023

These data/results cannot be reproduced, stored and/or transmitted in whole or in part by any manner of electronic, mechanical, photocopying, recording, broadcasting or otherwise now known or herein after developed without the previous express consent by the copyright owner, except for reproduction in daily press and regular printed publications on sale to the public within 60 days of the event related to those data/results and always provided that copyright symbol appears together as follows below.

© DORNA WSBK ORGANIZATION Srl 2023

FICR PERUGIA TIMING



## Pirelli Dutch Round, 21–23 April 2023 Championship Standings

2 / 2

Points	Points From First	Points From Previous	Independent Riders																
			February 26 PHILIP ISLAND	March 5 MANDALIKA	April 23 ASSEN	May 7 BARCELONA	June 4 MISANO	July 2 DONINGTON PARK	July 26 MOST	September 10 MAGNY-COURS	September 24 ARAGON	October 1 PORTIMAO	October 15 VILLICUM	December 26 TBA					
1	<b>BASSANI</b> Axel (ITA)	<b>66</b>	11	13	13	8	11												
			1		5		4												
2	<b>PETRUCCI</b> Danilo (ITA)	<b>43</b> 23	8	7	11	10	7												
3	<b>AEGERTER</b> Dominique (SUI)	<b>37</b> 29 6	3	9	8	4	10												
							3												
4	<b>GARDNER</b> Remy (AUS)	<b>27</b> 39 10	4	6		9	8												
5	<b>OETTL</b> Philipp (GER)	<b>25</b> 41 2	5	11	3		2												
				4															
6	<b>GERLOFF</b> Garrett (USA)	<b>19</b> 47 6	6	2	2	5	4												
7	<b>BAZ</b> Loris (FRA)	<b>6</b> 60 13		1	5														
8	<b>BALDASSARRI</b> Lorenzo (ITA)	<b>3</b> 63 3			1	2													
9	<b>SYHRIN</b> Hafizh (MAS)	<b>2</b> 64 1	1			1													

23/04/2023

These data/results cannot be reproduced, stored and/or transmitted in whole or in part by any manner of electronic, mechanical, photocopying, recording, broadcasting or otherwise now known or herein after developed without the previous express consent by the copyright owner, except for reproduction in daily press and regular printed publications on sale to the public within 60 days of the event related to those data/results and always provided that copyright symbol appears together as follows below.

© DORNA WSBK ORGANIZATION Srl 2023

FICR PERUGIA TIMING



## Pirelli Dutch Round, 21-23 April 2023

### Lap Chart Tissot Superpole Race

1 / 3

	Lap							
	1	2	3	4	5	6	7	8
1	1	1	1	1	1	1	1	1
2	65	65	65	65	65	65	65	65
3	54	54	54	54	54	54	54	54
4	22	22	22	22	22	22	22	22
5	47	47	47	47	47	55	55	55
6	77	77	77	77	55	47	47	47
7	55	55	55	55	77	77	77	77
8	45	45	45	45	45	45	45	45
9	7	7	97	97	97	97	97	97
10	21	97	7	7	7	7	7	60
11	97	21	21	60	60	60	60	7
12	87	28	60	21	21	87	21	87
13	28	60	28	87	87	21	87	21
14	9	9	87	28	28	28	28	5
15	60	5	5	5	9	9	5	9
16	5	87	9	9	5	5	9	28
17	31	31	31	31	31	31	31	31
18	66	51	51	35	35	35	35	35
19	51	66	35	51	51	66	66	66
20	35	35	66	66	66	51	51	34
21	16	16	16	16	16	16	34	51
22	52	52	52	34	34	34	16	16
23	32	34	34	52	52	52	52	52
24	34	32	32	32	32	32		

Final Result		
1	<b>1</b> A. BAUTISTA	Laps 8
2	<b>65</b> J. REA	0.916
3	<b>54</b> T. RAZGATLIOGLU	1.757
4	<b>22</b> A. LOWES	3.126
5	<b>55</b> A. LOCATELLI	6.067
6	<b>47</b> A. BASSANI	6.781
7	<b>77</b> D. AEGERTER	7.054
8	<b>45</b> S. REDDING	7.125
9	<b>97</b> X. VIERGE	8.568
10	<b>60</b> M. VAN DER MARK	10.344
11	<b>7</b> I. LECUONA	10.546
12	<b>87</b> R. GARDNER	11.246
13	<b>21</b> M. RINALDI	11.807
14	<b>5</b> P. OETTL	12.037
15	<b>9</b> D. PETRUCCI	12.825
16	<b>28</b> B. RAY	13.079
17	<b>31</b> G. GERLOFF	13.549
18	<b>35</b> H. SYHRIN	20.193
19	<b>66</b> T. SYKES	21.340
20	<b>34</b> L. BALDASSARRI	24.463
21	<b>51</b> E. GRANADO	25.353
22	<b>16</b> G. RUIU	25.706
23	<b>52</b> O. KONIG	27.243
RET	<b>32</b> I. VINALES	2 Laps
RET	<b>76</b> L. BAZ	

23/04/2023

These data/results cannot be reproduced, stored and/or transmitted in whole or in part by any manner of electronic, mechanical, photocopying, recording, broadcasting or otherwise now known or herein after developed without the previous express consent by the copyright owner, except for reproduction in daily press and regular printed publications on sale to the public within 60 days of the event related to those data/results and always provided that copyright symbol appears together as follows below.

© DORNA WSBK ORGANIZATION Srl 2023

## Pirelli Dutch Round, 21-23 April 2023

### Lap Chart Tissot Superpole Race

2 / 3

#### Lap 1

1	<b>1</b> A.Bautista	1'38.703
2	<b>65</b> J.Rea	0.080
3	<b>54</b> T.Razgatlioglu	0.222
4	<b>22</b> A.Lowes	0.517
5	<b>47</b> A.Bassani	0.668
6	<b>77</b> D.Aegerter	1.027
7	<b>55</b> A.Locatelli	1.176
8	<b>45</b> S.Redding	1.928
9	<b>7</b> I.Lecuona	2.137
10	<b>21</b> M.Rinaldi	2.237
11	<b>97</b> X.Vierge	2.284
12	<b>87</b> R.Gardner	2.379
13	<b>28</b> B.Ray	2.618
14	<b>9</b> D.Petrucci	2.826
15	<b>60</b> M.van der Mark	2.860
16	<b>5</b> P.Oettl	3.072
17	<b>31</b> G.Gerloff	3.400
18	<b>66</b> T.Sykes	4.267
19	<b>51</b> E.Granado	4.526
20	<b>35</b> H.Syahrin	4.653
21	<b>16</b> G.Ruij	5.086
22	<b>52</b> O.Konig	6.078
23	<b>32</b> I.Vinales	6.085
24	<b>34</b> L.Baldassarri	7.195

21	<b>16</b> G.Ruij	10.302
22	<b>52</b> O.Konig	13.027
23	<b>34</b> L.Baldassarri	13.065
24	<b>32</b> I.Vinales	42.526

#### Lap 4

1	<b>1</b> A.Bautista	6'21.061
2	<b>65</b> J.Rea	0.159
3	<b>54</b> T.Razgatlioglu	0.417
4	<b>22</b> A.Lowes	0.671
5	<b>47</b> A.Bassani	2.589
6	<b>77</b> D.Aegerter	2.830
7	<b>55</b> A.Locatelli	2.943
8	<b>45</b> S.Redding	4.266
9	<b>97</b> X.Vierge	4.770
10	<b>7</b> I.Lecuona	5.355
11	<b>60</b> M.van der Mark	5.701
12	<b>21</b> M.Rinaldi	6.239
13	<b>87</b> R.Gardner	6.319
14	<b>28</b> B.Ray	6.794
15	<b>5</b> P.Oettl	6.813
16	<b>9</b> D.Petrucci	7.107
17	<b>31</b> G.Gerloff	7.362
18	<b>35</b> H.Syahrin	11.362
19	<b>51</b> E.Granado	11.516
20	<b>66</b> T.Sykes	12.358
21	<b>16</b> G.Ruij	12.964
22	<b>34</b> L.Baldassarri	15.667
23	<b>52</b> O.Konig	16.127
24	<b>32</b> I.Vinales	46.516

16	<b>5</b> P.Oettl	9.701
17	<b>31</b> G.Gerloff	10.371
18	<b>35</b> H.Syahrin	15.658
19	<b>66</b> T.Sykes	16.822
20	<b>51</b> E.Granado	17.902
21	<b>16</b> G.Ruij	19.168
22	<b>34</b> L.Baldassarri	19.512
23	<b>52</b> O.Konig	21.636
24	<b>32</b> I.Vinales	1'07.044

#### Lap 7

1	<b>1</b> A.Bautista	11'03.049
2	<b>65</b> J.Rea	0.550
3	<b>54</b> T.Razgatlioglu	1.099
4	<b>22</b> A.Lowes	2.164
5	<b>55</b> A.Locatelli	5.060
6	<b>47</b> A.Bassani	5.740
7	<b>77</b> D.Aegerter	5.898
8	<b>45</b> S.Redding	6.136
9	<b>97</b> X.Vierge	7.152
10	<b>7</b> I.Lecuona	8.274
11	<b>60</b> M.van der Mark	8.319
12	<b>21</b> M.Rinaldi	10.262
13	<b>87</b> R.Gardner	10.327
14	<b>28</b> B.Ray	10.858
15	<b>5</b> P.Oettl	10.961
16	<b>9</b> D.Petrucci	11.355
17	<b>31</b> G.Gerloff	12.819
18	<b>35</b> H.Syahrin	17.713
19	<b>66</b> T.Sykes	19.250
20	<b>51</b> E.Granado	21.429
21	<b>34</b> L.Baldassarri	21.889
22	<b>16</b> G.Ruij	22.384
23	<b>52</b> O.Konig	24.617

#### Lap 2

1	<b>1</b> A.Bautista	3'12.747
2	<b>65</b> J.Rea	0.118
3	<b>54</b> T.Razgatlioglu	0.345
4	<b>22</b> A.Lowes	0.655
5	<b>47</b> A.Bassani	1.363
6	<b>77</b> D.Aegerter	1.670
7	<b>55</b> A.Locatelli	1.788
8	<b>45</b> S.Redding	2.495
9	<b>7</b> I.Lecuona	3.238
10	<b>97</b> X.Vierge	3.364
11	<b>21</b> M.Rinaldi	3.809
12	<b>28</b> B.Ray	4.088
13	<b>60</b> M.van der Mark	4.134
14	<b>9</b> D.Petrucci	4.411
15	<b>5</b> P.Oettl	4.487
16	<b>87</b> R.Gardner	4.735
17	<b>31</b> G.Gerloff	5.172
18	<b>51</b> E.Granado	6.525
19	<b>66</b> T.Sykes	6.877
20	<b>35</b> H.Syahrin	7.021
21	<b>16</b> G.Ruij	7.584
22	<b>52</b> O.Konig	10.308
23	<b>34</b> L.Baldassarri	10.380
24	<b>32</b> I.Vinales	38.225

#### Lap 5

1	<b>1</b> A.Bautista	7'55.425
2	<b>65</b> J.Rea	0.078
3	<b>54</b> T.Razgatlioglu	0.402
4	<b>22</b> A.Lowes	0.738
5	<b>47</b> A.Bassani	3.432
6	<b>55</b> A.Locatelli	3.549
7	<b>77</b> D.Aegerter	3.809
8	<b>45</b> S.Redding	4.468
9	<b>97</b> X.Vierge	5.226
10	<b>7</b> I.Lecuona	6.083
11	<b>60</b> M.van der Mark	6.214
12	<b>21</b> M.Rinaldi	7.098
13	<b>87</b> R.Gardner	7.177
14	<b>28</b> B.Ray	7.995
15	<b>9</b> D.Petrucci	8.224
16	<b>5</b> P.Oettl	8.389
17	<b>31</b> G.Gerloff	8.525
18	<b>35</b> H.Syahrin	13.208
19	<b>51</b> E.Granado	13.484
20	<b>66</b> T.Sykes	14.214
21	<b>16</b> G.Ruij	15.537
22	<b>34</b> L.Baldassarri	17.480
23	<b>52</b> O.Konig	18.320
24	<b>32</b> I.Vinales	50.601

#### Lap 8

1	<b>1</b> A.Bautista	12'37.045
2	<b>65</b> J.Rea	0.916
3	<b>54</b> T.Razgatlioglu	1.757
4	<b>22</b> A.Lowes	3.126
5	<b>55</b> A.Locatelli	6.067
6	<b>47</b> A.Bassani	6.781
7	<b>77</b> D.Aegerter	7.054
8	<b>45</b> S.Redding	7.125
9	<b>97</b> X.Vierge	8.568
10	<b>60</b> M.van der Mark	10.344
11	<b>7</b> I.Lecuona	10.546
12	<b>87</b> R.Gardner	11.246
13	<b>21</b> M.Rinaldi	11.807
14	<b>5</b> P.Oettl	12.037
15	<b>9</b> D.Petrucci	12.825
16	<b>28</b> B.Ray	13.079
17	<b>31</b> G.Gerloff	13.549
18	<b>35</b> H.Syahrin	20.193
19	<b>66</b> T.Sykes	21.340
20	<b>34</b> L.Baldassarri	24.463
21	<b>51</b> E.Granado	25.353
22	<b>16</b> G.Ruij	25.706
23	<b>52</b> O.Konig	27.243

#### Lap 3

1	<b>1</b> A.Bautista	4'46.967
2	<b>65</b> J.Rea	0.110
3	<b>54</b> T.Razgatlioglu	0.290
4	<b>22</b> A.Lowes	0.559
5	<b>47</b> A.Bassani	1.724
6	<b>77</b> D.Aegerter	2.116
7	<b>55</b> A.Locatelli	2.210
8	<b>45</b> S.Redding	3.306
9	<b>97</b> X.Vierge	4.020
10	<b>7</b> I.Lecuona	4.425
11	<b>21</b> M.Rinaldi	4.835
12	<b>60</b> M.van der Mark	4.900
13	<b>28</b> B.Ray	5.287
14	<b>87</b> R.Gardner	5.420
15	<b>5</b> P.Oettl	5.805
16	<b>9</b> D.Petrucci	6.042
17	<b>31</b> G.Gerloff	6.253
18	<b>51</b> E.Granado	9.000
19	<b>35</b> H.Syahrin	9.118
20	<b>66</b> T.Sykes	9.682

#### Lap 6

1	<b>1</b> A.Bautista	9'29.205
2	<b>65</b> J.Rea	0.245
3	<b>54</b> T.Razgatlioglu	0.715
4	<b>22</b> A.Lowes	1.251
5	<b>55</b> A.Locatelli	4.404
6	<b>47</b> A.Bassani	4.713
7	<b>77</b> D.Aegerter	5.025
8	<b>45</b> S.Redding	5.250
9	<b>97</b> X.Vierge	6.189
10	<b>7</b> I.Lecuona	7.194
11	<b>60</b> M.van der Mark	7.442
12	<b>87</b> R.Gardner	8.610
13	<b>21</b> M.Rinaldi	8.736
14	<b>28</b> B.Ray	9.382
15	<b>9</b> D.Petrucci	9.633

23/04/2023

These data/results cannot be reproduced, stored and/or transmitted in whole or in part by any manner of electronic, mechanical, photocopying, recording, broadcasting or otherwise now known or herein after developed without the previous express consent by the copyright owner, except for reproduction in daily press and regular printed publications on sale to the public within 60 days of the event related to those data/results and always provided that copyright symbol appears together as follows below.

© DORNA WSBK ORGANIZATION Srl 2023

**Pirelli Dutch Round, 21-23 April 2023**  
**Lap Chart Tissot Superpole Race**

3 / 3

**Race Pace Comparison**

	1 Bau	65 Rea	54 Raz	22 Low	55 Loc	47 Bas	77 Aeg	45 Red	97 Vie	60 vdM	7 Lec	87 Gar	21 Rin	5 Det
1	1'38.703	1'38.783	1'38.925	1'39.220	1'39.879	1'39.371	1'39.730	1'40.631	1'40.987	1'41.563	1'40.840	1'41.082	1'40.940	1'41.775
2	1'34.044	1'34.082	1'34.167	1'34.182	1'34.656	1'34.739	1'34.687	1'34.611	1'35.124	1'35.318	1'35.145	1'36.400	1'35.616	1'35.459
3	1'34.220	1'34.212	1'34.165	<b>1'34.124</b>	1'34.642	<b>1'34.581</b>	<b>1'34.666</b>	1'35.031	1'34.876	1'34.986	1'35.407	<b>1'34.905</b>	1'35.246	1'35.538
4	1'34.094	1'34.143	1'34.221	1'34.206	1'34.827	1'34.959	1'34.808	1'35.054	1'34.844	1'34.895	1'35.024	1'34.993	1'35.498	1'35.102
5	1'34.364	1'34.283	1'34.349	1'34.431	1'34.970	1'35.207	1'35.343	1'34.566	1'34.820	1'34.877	1'35.092	1'35.222	<b>1'35.223</b>	1'35.940
6	<b>1'33.780</b>	<b>1'33.947</b>	<b>1'34.093</b>	1'34.293	1'34.635	1'35.061	1'34.996	<b>1'34.562</b>	<b>1'34.743</b>	1'35.008	<b>1'34.891</b>	1'35.213	1'35.418	1'35.092
7	1'33.844	1'34.149	1'34.228	1'34.757	<b>1'34.500</b>	1'34.871	1'34.717	1'34.730	1'34.807	<b>1'34.721</b>	1'34.924	1'35.561	1'35.370	1'35.104
8	1'33.996	1'34.362	1'34.654	1'34.958	1'35.003	1'35.037	1'35.152	1'34.985	1'35.412	1'36.021	1'36.268	1'34.915	1'35.541	<b>1'35.072</b>

	9 Pet	28 Ray	31 Ger	35 Sya	66 Syk	34 Bal	51 Gra	16 Rui	52 Kon	32 Vin
1	1'41.529	1'41.321	1'42.103	1'43.356	1'42.970	1'45.898	1'43.229	1'43.789	1'44.781	1'44.788
2	1'35.629	1'35.514	1'35.816	1'36.412	1'36.654	1'37.229	<b>1'36.043</b>	<b>1'36.542</b>	1'38.274	2'06.184
3	1'35.851	1'35.419	1'35.301	1'36.317	1'37.025	1'36.905	1'36.695	1'36.938	1'36.939	1'38.521
4	<b>1'35.159</b>	1'35.601	1'35.203	1'36.338	1'36.770	1'36.696	1'36.610	1'36.756	1'37.194	<b>1'38.084</b>
5	1'35.481	1'35.565	1'35.527	1'36.210	1'36.220	1'36.177	1'36.332	1'36.937	<b>1'36.557</b>	1'38.449
6	1'35.189	<b>1'35.167</b>	1'35.626	1'36.230	1'36.388	<b>1'35.812</b>	1'38.198	1'37.411	1'37.096	1'50.223
7	1'35.566	1'35.320	1'36.292	<b>1'35.899</b>	1'36.272	1'36.221	1'37.371	1'37.060	1'36.825	
8	1'35.466	1'36.217	<b>1'34.726</b>	1'36.476	<b>1'36.086</b>	1'36.570	1'37.920	1'37.318	1'36.622	

23/04/2023

These data/results cannot be reproduced, stored and/or transmitted in whole or in part by any manner of electronic, mechanical, photocopying, recording, broadcasting or otherwise now known or herein after developed without the previous express consent by the copyright owner, except for reproduction in daily press and regular printed publications on sale to the public within 60 days of the event related to those data/results and always provided that copyright symbol appears together as follows below.

© DORNA WSBK ORGANIZATION Srl 2023

FICR PERUGIA TIMING



## Pirelli Dutch Round, 21-23 April 2023

### Best Sectors & Speed Tisot Superpole Race

#### RESULTS

Pos	Rank	Name	Team	Laps
1	1	A. BAUTISTA	Ducati Panigale V4R	8
2	65	J. REA	Kawasaki ZX-10RR	0.916
3	54	T. RAZGATLIOGLU	Yamaha YZF R1	1.757
4	22	A. LOWES	Kawasaki ZX-10RR	3.126
5	55	A. LOCATELLI	Yamaha YZF R1	6.067
6	47	A. BASSANI	Ducati Panigale V4R	6.781
7	77	D. AEGERTER	Yamaha YZF R1	7.054
8	45	S. REDDING	BMW M1000 RR	7.125
9	97	X. VIERGE	Honda CBR1000 RR-R	8.568
10	60	M. VAN DER MARK	BMW M1000 RR	10.344
11	7	I. LECUONA	Honda CBR1000 RR-R	10.546
12	87	R. GARDNER	Yamaha YZF R1	11.246
13	21	M. RINALDI	Ducati Panigale V4R	11.807
14	5	P. OETTL	Ducati Panigale V4R	12.037
15	9	D. PETRUCCI	Ducati Panigale V4R	12.825
16	28	B. RAY	Yamaha YZF R1	13.079
17	31	G. GERLOFF	BMW M1000 RR	13.549
18	35	H. SYHRIN	Honda CBR1000 RR-R	20.193
19	66	T. SYKES	Kawasaki ZX-10RR	21.340
20	34	L. BALDASSARRI	Yamaha YZF R1	24.463
21	51	E. GRANADO	Honda CBR1000 RR-R	25.353
22	16	G. RUIJU	BMW M1000 RR	25.706
23	52	D. KONIG	Kawasaki ZX-10RR	27.243
RET	32	I. VINALES	Kawasaki ZX-10RR	2 Laps
RET	76	L. BAZ	BMW M1000 RR	

#### SPEED

Pos	Rank	Name	Team	Speed
1	31	G. GERLOFF	BMW M1000 RR	300,0
2	97	X. VIERGE	Honda CBR1000 RR-R	296,7
3	7	I. LECUONA	Honda CBR1000 RR-R	295,1
4	47	A. BASSANI	Ducati Panigale V4R	292,7
5	21	M. RINALDI	Ducati Panigale V4R	292,7
6	45	S. REDDING	BMW M1000 RR	292,7
7	5	P. OETTL	Ducati Panigale V4R	292,7
8	9	D. PETRUCCI	Ducati Panigale V4R	291,9
9	87	R. GARDNER	Yamaha YZF R1	291,1
10	1	A. BAUTISTA	Ducati Panigale V4R	291,1
11	22	A. LOWES	Kawasaki ZX-10RR	291,1
12	35	H. SYHRIN	Honda CBR1000 RR-R	291,1
13	60	M. VAN DER MARK	BMW M1000 RR	290,3
14	77	D. AEGERTER	Yamaha YZF R1	290,3
15	55	A. LOCATELLI	Yamaha YZF R1	290,3
16	51	E. GRANADO	Honda CBR1000 RR-R	288,8
17	54	T. RAZGATLIOGLU	Yamaha YZF R1	288,8
18	34	L. BALDASSARRI	Yamaha YZF R1	286,5
19	28	B. RAY	Yamaha YZF R1	285,7
20	66	T. SYKES	Kawasaki ZX-10RR	285,7
21	65	J. REA	Kawasaki ZX-10RR	285,7
22	52	D. KONIG	Kawasaki ZX-10RR	285,0
23	16	G. RUIJU	BMW M1000 RR	281,3
24	32	I. VINALES	Kawasaki ZX-10RR	279,8

#### SEG. 1

1	1	A. BAUTISTA	30.864
2	54	T. RAZGATLIOGLU	30.916
3	65	J. REA	30.953
4	97	X. VIERGE	31.063
5	22	A. LOWES	31.070
6	55	A. LOCATELLI	31.082
7	47	A. BASSANI	31.094
8	45	S. REDDING	31.145
9	77	D. AEGERTER	31.159
10	7	I. LECUONA	31.199
11	60	M. VAN DER MARK	31.226
12	31	G. GERLOFF	31.259
13	5	P. OETTL	31.266
14	87	R. GARDNER	31.291
15	28	B. RAY	31.321
16	9	D. PETRUCCI	31.340
17	21	M. RINALDI	31.436
18	35	H. SYHRIN	31.480
19	34	L. BALDASSARRI	31.554
20	51	E. GRANADO	31.569
21	66	T. SYKES	31.618
22	52	D. KONIG	31.722
23	16	G. RUIJU	31.842
24	32	I. VINALES	32.104

#### SEG. 2

1	1	A. BAUTISTA	14.016
2	22	A. LOWES	14.022
3	77	D. AEGERTER	14.036
4	65	J. REA	14.039
5	45	S. REDDING	14.042
6	54	T. RAZGATLIOGLU	14.065
7	55	A. LOCATELLI	14.071
8	47	A. BASSANI	14.081
9	31	G. GERLOFF	14.106
10	9	D. PETRUCCI	14.117
11	7	I. LECUONA	14.131
12	97	X. VIERGE	14.134
13	60	M. VAN DER MARK	14.171
14	87	R. GARDNER	14.189
15	5	P. OETTL	14.193
16	28	B. RAY	14.210
17	21	M. RINALDI	14.211
18	51	E. GRANADO	14.325
19	66	T. SYKES	14.384
20	35	H. SYHRIN	14.385
21	52	D. KONIG	14.436
22	16	G. RUIJU	14.459
23	34	L. BALDASSARRI	14.483
24	32	I. VINALES	14.777

#### SEG. 3

1	1	A. BAUTISTA	27.237
2	65	J. REA	27.289
3	22	A. LOWES	27.309
4	54	T. RAZGATLIOGLU	27.352
5	77	D. AEGERTER	27.411
6	55	A. LOCATELLI	27.436
7	21	M. RINALDI	27.445
8	47	A. BASSANI	27.446
9	97	X. VIERGE	27.478
10	87	R. GARDNER	27.495
11	7	I. LECUONA	27.534
12	45	S. REDDING	27.552
13	60	M. VAN DER MARK	27.566
14	31	G. GERLOFF	27.596
15	5	P. OETTL	27.605
16	28	B. RAY	27.627
17	9	D. PETRUCCI	27.635
18	51	E. GRANADO	27.816
19	66	T. SYKES	27.834
20	34	L. BALDASSARRI	27.844
21	16	G. RUIJU	27.924
22	35	H. SYHRIN	27.941
23	52	D. KONIG	27.946
24	32	I. VINALES	28.257

#### SEG. 4

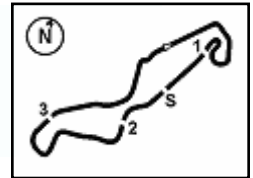
1	54	T. RAZGATLIOGLU	21.565
2	1	A. BAUTISTA	21.582
3	65	J. REA	21.618
4	22	A. LOWES	21.621
5	55	A. LOCATELLI	21.642
6	45	S. REDDING	21.674
7	47	A. BASSANI	21.697
8	60	M. VAN DER MARK	21.702
9	87	R. GARDNER	21.713
10	5	P. OETTL	21.759
11	31	G. GERLOFF	21.765
12	9	D. PETRUCCI	21.771
13	77	D. AEGERTER	21.813
14	28	B. RAY	21.858
15	7	I. LECUONA	21.890
16	34	L. BALDASSARRI	21.918
17	97	X. VIERGE	21.921
18	21	M. RINALDI	21.932
19	35	H. SYHRIN	22.080
20	66	T. SYKES	22.108
21	51	E. GRANADO	22.222
22	16	G. RUIJU	22.226
23	52	D. KONIG	22.276
24	32	I. VINALES	22.606

23/04/2023

These data/results cannot be reproduced, stored and/or transmitted in whole or in part by any manner of electronic, mechanical, photocopying, recording, broadcasting or otherwise now known or herein after developed without the previous express consent by the copyright owner, except for reproduction in daily press and regular printed publications on sale to the public within 60 days of the event related to those data/results and always provided that copyright symbol appears together as follows below.

© DORNA WSBK ORGANIZATION Srl 2023





TT Circuit Assen 4.542 m

## Pirelli Dutch Round, 21-23 April 2023

### Chronological Analysis Tissot Superspole Race

Start at 11:15'41.146

1 / 3

1° 1 A. BAUTISTA [1'33.780]							
Lap	Seg1	Seg2	Seg3	Seg4	Lap Time	km/h	Local Time
1		14.360	27.290	21.736	1'38.703	291,1	11:17'19.849
2	30.864	14.135	27.237	21.808	1'34.044	287,2	11:18'53.893
3	31.023	14.151	27.334	21.712	1'34.220	286,5	11:20'28.113
4	31.013	14.096	27.339	21.646	1'34.094	288,0	11:22'02.207
5	30.972	14.143	27.486	21.763	1'34.364	287,2	11:23'36.571
6	30.901	14.016	27.263	21.600	1'33.780	288,0	11:25'10.351
7	30.966	14.043	27.253	21.582	1'33.844	288,0	11:26'44.195
8	30.941	14.095	27.257	21.703	1'33.996	287,2	11:28'18.191
Race Time 12'37.045							

2° 65 J. REA [1'33.947]							
Lap	Seg1	Seg2	Seg3	Seg4	Lap Time	km/h	Local Time
1		14.445	27.289	21.940	1'38.783	282,7	11:17'19.929
2	31.003	14.128	27.295	21.656	1'34.082	285,0	11:18'54.011
3	31.019	14.185	27.323	21.685	1'34.212	285,7	11:20'28.223
4	31.055	14.097	27.315	21.676	1'34.143	284,2	11:22'02.366
5	30.976	14.039	27.552	21.716	1'34.283	282,0	11:23'36.649
6	30.953	14.061	27.315	21.618	1'33.947	285,7	11:25'10.596
7	31.045	14.100	27.315	21.689	1'34.149	285,0	11:26'44.745
8	31.146	14.142	27.415	21.659	1'34.362	282,0	11:28'19.107
Race Time 12'37.961							

3° 54 T. RAZGATLIOGLU [1'34.093]							
Lap	Seg1	Seg2	Seg3	Seg4	Lap Time	km/h	Local Time
1		14.318	27.352	21.763	1'38.925	288,0	11:17'20.071
2	31.048	14.082	27.427	21.610	1'34.167	287,2	11:18'54.238
3	30.973	14.089	27.479	21.624	1'34.165	288,8	11:20'28.403
4	31.038	14.189	27.403	21.591	1'34.221	286,5	11:22'02.624
5	31.067	14.108	27.438	21.736	1'34.349	287,2	11:23'36.973
6	30.916	14.065	27.547	21.565	1'34.093	287,2	11:25'11.066
7	30.989	14.117	27.456	21.666	1'34.228	286,5	11:26'45.294
8	31.075	14.173	27.484	21.922	1'34.654	285,0	11:28'19.948
Race Time 12'38.802							

4° 22 A. LOWES [1'34.124]							
Lap	Seg1	Seg2	Seg3	Seg4	Lap Time	km/h	Local Time
1		14.282	27.336	21.936	1'39.220	291,1	11:17'20.366
2	31.175	14.022	27.309	21.676	1'34.182	290,3	11:18'54.548
3	31.104	14.026	27.320	21.674	1'34.124	289,5	11:20'28.672
4	31.120	14.056	27.384	21.646	1'34.206	288,8	11:22'02.878
5	31.178	14.096	27.536	21.621	1'34.431	288,0	11:23'37.309
6	31.070	14.042	27.459	21.722	1'34.293	288,0	11:25'11.602
7	31.268	14.166	27.440	21.883	1'34.757	286,5	11:26'46.359
8	31.295	14.251	27.615	21.797	1'34.958	284,2	11:28'21.317
Race Time 12'40.171							

5° 55 A. LOCATELLI [1'34.500]							
Lap	Seg1	Seg2	Seg3	Seg4	Lap Time	km/h	Local Time
1		14.254	27.436	21.846	1'39.879	290,3	11:17'21.025
2	31.298	14.071	27.444	21.843	1'34.656	290,3	11:18'55.681
3	31.340	14.090	27.522	21.690	1'34.642	289,5	11:20'30.323
4	31.277	14.126	27.586	21.838	1'34.827	289,5	11:22'05.150
5	31.273	14.226	27.701	21.770	1'34.970	284,2	11:23'40.120
6	31.344	14.128	27.521	21.642	1'34.635	286,5	11:25'14.755
7	31.082	14.185	27.580	21.653	1'34.500	283,5	11:26'49.255
8	31.263	14.199	27.676	21.865	1'35.003	282,7	11:28'24.258
Race Time 12'43.112							

6° 47 A. BASSANI [1'34.581]							
Lap	Seg1	Seg2	Seg3	Seg4	Lap Time	km/h	Local Time
1		14.212	27.518	21.739	1'39.371	292,7	11:17'20.517
2	31.375	14.081	27.446	21.837	1'34.739	291,9	11:18'55.256
3	31.094	14.177	27.552	21.758	1'34.581	288,0	11:20'29.837
4	31.217	14.357	27.638	21.747	1'34.959	286,5	11:22'04.796
5	31.327	14.349	27.763	21.768	1'35.207	285,7	11:23'40.003

6	31.260	14.307	27.797	21.697	1'35.061	287,2	11:25'15.064
7	31.211	14.198	27.697	21.765	1'34.871	290,3	11:26'49.935
8	31.285	14.219	27.763	21.770	1'35.037	286,5	11:28'24.972
Race Time 12'43.826							

7° 77 D. AEGERTER [1'34.666]							
Lap	Seg1	Seg2	Seg3	Seg4	Lap Time	km/h	Local Time
1		14.185	27.443	21.916	1'39.730	286,5	11:17'20.876
2	31.240	14.036	27.456	21.955	1'34.687	288,0	11:18'55.563
3	31.183	14.156	27.411	21.916	1'34.666	284,2	11:20'30.229
4	31.174	14.155	27.591	21.888	1'34.808	286,5	11:22'05.037
5	31.532	14.198	27.686	21.927	1'35.343	286,5	11:23'40.380
6	31.264	14.109	27.742	21.881	1'34.996	290,3	11:25'15.376
7	31.159	14.065	27.680	21.813	1'34.717	288,0	11:26'50.093
8	31.357	14.062	27.775	21.958	1'35.152	285,7	11:28'25.245
Race Time 12'44.099							

8° 45 S. REDDING [1'34.562]							
Lap	Seg1	Seg2	Seg3	Seg4	Lap Time	km/h	Local Time
1		14.328	27.700	21.869	1'40.631	292,7	11:17'21.777
2	31.145	14.124	27.553	21.789	1'34.611	288,8	11:18'56.388
3	31.213	14.125	27.574	22.119	1'35.031	288,0	11:20'31.419
4	31.452	14.170	27.645	21.787	1'35.054	286,5	11:22'06.473
5	31.186	14.154	27.552	21.674	1'34.566	287,2	11:23'41.039
6	31.218	14.042	27.569	21.733	1'34.562	288,8	11:25'15.601
7	31.351	14.088	27.572	21.719	1'34.730	290,3	11:26'50.331
8	31.316	14.155	27.670	21.844	1'34.985	291,9	11:28'25.316
Race Time 12'44.170							

9° 97 X. VIERGE [1'34.743]							
Lap	Seg1	Seg2	Seg3	Seg4	Lap Time	km/h	Local Time
1		14.349	27.665	22.022	1'40.987	296,7	11:17'22.133
2	31.369	14.178	27.553	22.024	1'35.124	294,3	11:18'57.257
3	31.323	14.154	27.478	21.921	1'34.876	290,3	11:20'32.133
4	31.149	14.170	27.589	21.936	1'34.844	292,7	11:22'06.977
5	31.133	14.151	27.519	22.017	1'34.820	292,7	11:23'41.797
6	31.063	14.134	27.613	21.933	1'34.743	292,7	11:25'16.540
7	31.119	14.207	27.491	21.990	1'34.807	292,7	11:26'51.347
8	31.257	14.319	27.670	22.166	1'35.412	288,8	11:28'26.759
Race Time 12'45.613							

10° 60 M. VAN DER MARK [1'34.721]							
Lap	Seg1	Seg2	Seg3	Seg4	Lap Time	km/h	Local Time
1		14.495	27.823	21.845	1'41.563	288,8	11:17'22.709
2	31.448	14.331	27.620	21.919	1'35.318	282,0	11:18'58.027
3	31.267	14.276	27.612	21.831	1'34.986	290,3	11:20'33.013
4	31.387	14.180	27.626	21.702	1'34.895	285,0	11:22'07.908
5	31.405	14.198	27.566	21.708	1'34.877	285,7	11:23'42.785
6	31.301	14.222	27.755	21.730	1'35.008	288,0	11:25'17.793
7	31.226	14.171	27.604	21.720	1'34.721	288,8	11:26'52.514
8	31.623	14.392	27.732	22.274	1'36.021	286,5	11:28'28.535
Race Time 12'47.389							

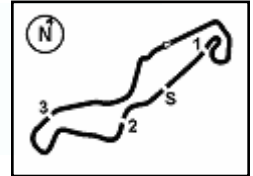
11° 7 I. LECUONA [1'34.891]							
Lap	Seg1	Seg2	Seg3	Seg4	Lap Time	km/h	Local Time
1		14.284	27.757	22.261	1'40.840	295,1	11:17'21.986
2	31.335	14.131	27.546	22.133	1'35.145	290,3	11:18'57.131
3	31.679	14.249	27.534	21.945	1'35.407	288,8	11:20'32.538
4	31.278	14.185	27.597	21.964	1'35.024	290,3	11:22'07.562
5	31.324	14.272	27.588	21.908	1'35.092	287,2	11:23'42.654
6	31.204	14.182	27.615	21.890	1'34.891	286,5	11:25'17.545
7	31.199	14.195	27.611	21.919	1'34.924	288,0	11:26'52.469
8	31.588	14.244	27.664	22.772	1'36.268	286,5	11:28'28.737
Race Time 12'47.591							

12° 87 R. GARDNER [1'34.905]							
Lap	Seg1	Seg2	Seg3	Seg4	Lap Time	km/h	Local Time

23/04/2023 P = Pits In/Out - C = Lap Time Cancelled

These data/results cannot be reproduced, stored and/or transmitted in whole or in part by any manner of electronic, mechanical, photocopying, recording, broadcasting or otherwise now known or herein after developed without the previous express consent by the copyright owner, except for reproduction in daily press and regular printed publications on sale to the public within 60 days of the event related to those data/results and always provided that copyright symbol appears together as follows below.

© DORNA WSBK ORGANIZATION Srl 2023



TT Circuit Assen 4.542 m

## Pirelli Dutch Round, 21-23 April 2023

### Chronological Analysis Tissot Superpole Race

Start at 11:15'41.146

2 / 3

Lap	Seg1	Seg2	Seg3	Seg4	Lap Time	km/h	Local Time
1		14.350	27.755	21.866	1'41.082	287,2	11:17'22.228
2	32.607	14.337	27.569	21.887	1'36.400	287,2	11:18'58.628
3	31.384	14.246	27.562	<b>21.713</b>	<b>1'34.905</b>	288,8	11:20'33.533
4	31.365	14.223	<b>27.495</b>	21.910	1'34.993	<b>291,1</b>	11:22'08.526
5	31.528	14.285	27.613	21.796	1'35.222	286,5	11:23'43.748
6	31.420	14.289	27.646	21.858	1'35.213	288,8	11:25'18.961
7	31.775	14.254	27.638	21.894	1'35.561	290,3	11:26'54.522
8	<b>31.291</b>	<b>14.189</b>	27.648	21.787	1'34.915	282,7	11:28'29.437

Race Time 12'48.291

18° 35 H. SYAHRIN (1'35.899)							
Lap	Seg1	Seg2	Seg3	Seg4	Lap Time	km/h	Local Time
1		14.765	28.312	22.234	1'43.356	<b>291,1</b>	11:17'24.502
2	31.683	<b>14.385</b>	27.970	22.374	1'36.412	290,3	11:19'00.914
3	31.784	14.409	28.038	22.086	1'36.317	283,5	11:20'37.231
4	31.664	14.452	27.988	22.234	1'36.338	282,0	11:22'13.569
5	31.613	14.501	27.971	22.125	1'36.210	281,3	11:23'49.779
6	31.599	14.485	28.001	22.145	1'36.230	277,6	11:25'26.009
7	<b>31.480</b>	14.398	<b>27.941</b>	<b>22.080</b>	<b>1'35.899</b>	284,2	11:27'01.908
8	31.495	14.564	28.006	22.411	1'36.476	280,5	11:28'38.384

Race Time 12'57.238

13° 21 M. RINALDI (1'35.223)							
Lap	Seg1	Seg2	Seg3	Seg4	Lap Time	km/h	Local Time
1		14.343	27.711	22.268	1'40.940	<b>292,7</b>	11:17'22.086
2	31.911	14.225	<b>27.445</b>	22.035	1'35.616	288,0	11:18'57.702
3	31.476	14.246	27.532	21.992	1'35.246	289,5	11:20'32.948
4	31.703	14.257	27.606	<b>21.932</b>	1'35.498	289,5	11:22'08.446
5	31.483	14.292	27.502	21.946	<b>1'35.223</b>	288,8	11:23'43.669
6	<b>31.436</b>	<b>14.211</b>	27.638	22.133	1'35.418	288,0	11:25'19.087
7	31.569	14.248	27.606	21.947	1'35.370	289,5	11:26'54.457
8	31.601	14.301	27.700	21.939	1'35.541	286,5	11:28'29.998

Race Time 12'48.852

19° 66 T. SYKES (1'36.086)							
Lap	Seg1	Seg2	Seg3	Seg4	Lap Time	km/h	Local Time
1		14.728	28.114	22.365	1'42.970	<b>285,7</b>	11:17'24.116
2	<b>31.618</b>	14.468	28.195	22.373	1'36.654	280,5	11:19'00.770
3	31.741	14.478	28.426	22.380	1'37.025	281,3	11:20'37.795
4	31.933	14.454	27.957	22.426	1'36.770	281,3	11:22'14.565
5	31.675	14.434	27.852	22.259	1'36.220	279,1	11:23'50.785
6	31.729	14.425	27.931	22.303	1'36.388	279,1	11:25'27.173
7	31.720	14.411	27.958	22.183	1'36.272	274,8	11:27'03.445
8	31.760	<b>14.384</b>	<b>27.834</b>	<b>22.108</b>	<b>1'36.086</b>	276,9	11:28'39.531

Race Time 12'58.385

14° 5 P. OETTL (1'35.072)							
Lap	Seg1	Seg2	Seg3	Seg4	Lap Time	km/h	Local Time
1		14.503	27.896	21.867	1'41.775	<b>292,7</b>	11:17'22.921
2	31.712	14.284	<b>27.605</b>	21.858	1'35.459	284,2	11:18'58.380
3	31.699	14.361	27.620	21.858	1'35.538	283,5	11:20'33.918
4	<b>31.266</b>	14.331	27.700	21.805	1'35.102	291,9	11:22'09.020
5	32.067	14.432	27.667	21.774	1'35.940	289,5	11:23'44.960
6	31.323	14.262	27.647	21.860	1'35.092	288,0	11:25'20.052
7	31.379	<b>14.193</b>	27.756	21.776	1'35.104	<b>292,7</b>	11:26'55.156
8	31.283	14.360	27.670	<b>21.759</b>	<b>1'35.072</b>	288,0	11:28'30.228

Race Time 12'49.082

20° 34 L. BALDASSARRI (1'35.812)							
Lap	Seg1	Seg2	Seg3	Seg4	Lap Time	km/h	Local Time
1		14.742	28.085	25.195	1'45.898	<b>286,5</b>	11:17'27.044
2	32.059	14.620	28.105	22.445	1'37.229	279,8	11:19'04.273
3	32.160	14.590	27.917	22.238	1'36.905	278,4	11:20'41.178
4	31.941	14.660	27.962	22.133	1'36.696	276,2	11:22'17.874
5	31.819	<b>14.483</b>	27.922	21.953	1'36.177	274,1	11:23'54.051
6	<b>31.554</b>	14.496	<b>27.844</b>	<b>21.918</b>	<b>1'35.812</b>	271,4	11:25'29.863
7	31.728	14.402	28.014	22.077	1'36.221	276,2	11:27'06.084
8	31.831	14.569	28.027	22.143	1'36.570	275,5	11:28'42.654

Race Time 13'01.508

15° 9 D. PETRUCCI (1'35.159)							
Lap	Seg1	Seg2	Seg3	Seg4	Lap Time	km/h	Local Time
1		14.503	27.696	22.064	1'41.529	291,1	11:17'22.675
2	31.767	14.221	27.725	21.916	1'35.629	290,3	11:18'58.304
3	31.744	14.576	27.760	<b>21.771</b>	1'35.851	285,7	11:20'34.155
4	31.418	14.211	27.698	21.832	<b>1'35.159</b>	289,5	11:22'09.314
5	31.716	14.220	<b>27.635</b>	21.910	1'35.481	288,8	11:23'44.795
6	<b>31.340</b>	14.185	27.710	21.954	1'35.189	291,1	11:25'19.984
7	31.854	<b>14.117</b>	27.643	21.952	1'35.566	<b>291,9</b>	11:26'55.550
8	31.520	14.177	27.827	21.942	1'35.466	289,5	11:28'31.016

Race Time 12'49.870

21° 51 E. GRANADO (1'36.043)							
Lap	Seg1	Seg2	Seg3	Seg4	Lap Time	km/h	Local Time
1		14.723	27.827	22.412	1'43.229	<b>288,8</b>	11:17'24.375
2	<b>31.569</b>	<b>14.325</b>	27.927	<b>22.222</b>	<b>1'36.043</b>	287,2	11:19'00.418
3	31.668	14.632	28.014	22.381	1'36.695	280,5	11:20'37.113
4	32.069	14.480	<b>27.816</b>	22.245	1'36.610	284,2	11:22'13.723
5	31.733	14.471	27.901	22.227	1'36.332	282,0	11:23'50.055
6	32.583	14.642	28.141	22.832	1'38.198	282,7	11:25'28.253
7	31.985	14.711	28.085	22.590	1'37.371	282,0	11:27'05.624
8	32.340	14.852	28.165	22.563	1'37.920	268,7	11:28'43.544

Race Time 13'02.398

16° 28 B. RAY (1'35.167)							
Lap	Seg1	Seg2	Seg3	Seg4	Lap Time	km/h	Local Time
1		14.380	27.727	22.029	1'41.321	<b>285,7</b>	11:17'22.467
2	31.414	14.478	<b>27.627</b>	21.995	1'35.514	280,5	11:18'57.981
3	31.569	14.237	27.755	<b>21.858</b>	1'35.419	282,0	11:20'33.400
4	31.434	14.475	27.774	21.918	1'35.601	284,2	11:22'09.001
5	31.809	14.239	27.636	21.881	1'35.565	282,0	11:23'44.566
6	<b>31.321</b>	14.254	27.683	21.909	<b>1'35.167</b>	280,5	11:25'19.733
7	31.393	<b>14.210</b>	27.853	21.864	1'35.320	284,2	11:26'55.053
8	31.685	14.405	27.801	22.326	1'36.217	282,7	11:28'31.270

Race Time 12'50.124

22° 16 G. RUIU (1'36.542)							
Lap	Seg1	Seg2	Seg3	Seg4	Lap Time	km/h	Local Time
1		14.715	28.174	22.283	1'43.789	<b>281,3</b>	11:17'24.935
2	<b>31.842</b>	<b>14.459</b>	<b>27.924</b>	22.317	<b>1'36.542</b>	279,8	11:19'01.477
3	31.938	14.477	28.141	22.382	1'36.938	276,2	11:20'38.415
4	31.967	14.511	28.052	<b>22.226</b>	1'36.756	275,5	11:22'15.171
5	31.888	14.620	28.104	22.325	1'36.937	272,7	11:23'52.108
6	32.135	14.584	28.252	22.440	1'37.411	274,1	11:25'29.519
7	31.905	14.584	28.272	22.299	1'37.060	274,8	11:27'06.579
8	31.983	14.600	28.295	22.440	1'37.318	279,8	11:28'43.897

Race Time 13'02.751

17° 31 G. GERLOFF (1'34.726)							
Lap	Seg1	Seg2	Seg3	Seg4	Lap Time	km/h	Local Time
1		14.666	27.827	21.966	1'42.103	282,0	11:17'23.249
2	31.675	14.421	27.679	22.041	1'35.816	288,0	11:18'59.065
3	31.418	14.296	27.771	21.816	1'35.301	291,9	11:20'34.366
4	31.367	14.178	27.794	21.864	1'35.203	290,3	11:22'09.569
5	31.674	14.436	27.652	<b>21.765</b>	1'35.527	294,3	11:23'45.096
6	31.440	14.161	27.681	22.344	1'35.626	<b>300,0</b>	11:25'20.722
7	32.508	14.172	27.625	21.987	1'36.292	292,7	11:26'57.014

23° 52 O. KONIG (1'36.557)							
Lap	Seg1	Seg2	Seg3	Seg4	Lap Time	km/h	Local Time
1		14.736	28.477	23.002	1'44.781	<b>285,0</b>	11:17'25.927
2	32.984	14.714	28.031	22.545	1'38.274	278,4	11:19'04.201

23/04/2023

P = Pits In/Out - C = Lap Time Cancelled

These data/results cannot be reproduced, stored and/or transmitted in whole or in part by any manner of electronic, mechanical, photocopying, recording, broadcasting or otherwise now known or herein after developed without the previous express consent by the copyright owner, except for reproduction in daily press and regular printed publications on sale to the public within 60 days of the event related to those data/results and always provided that copyright symbol appears together as follows below.

© DORNA WSBK ORGANIZATION Srl 2023

## Pirelli Dutch Round, 21-23 April 2023

### Chronological Analysis Tissot Superpole Race

Start at 11:15'41.146

3	31.904	14.585	28.046	22.404	1'36.939	276,9	11:20'41.140
4	31.929	14.549	28.312	22.404	1'37.194	279,1	11:22'18.334
5	31.854	<b>14.436</b>	<b>27.946</b>	22.321	<b>1'36.557</b>	280,5	11:23'54.891
6	31.969	14.527	28.201	22.399	1'37.096	277,6	11:25'31.987
7	31.775	14.467	28.232	22.351	1'36.825	279,1	11:27'08.812
8	<b>31.722</b>	14.607	28.017	<b>22.276</b>	1'36.622	277,6	11:28'45.434

Race Time 13'04.288

3 / 3

RET	32 I. VINALES [1'38.084]						
Lap	Seg.1	Seg.2	Seg.3	Seg.4	Lap Time	km/h	Local Time
1		<b>14.777</b>	28.330	22.823	1'44.788	<b>279,8</b>	11:17'25.934
2	59.675	15.417	28.271	22.821	2'06.184	266,0	11:19'32.118
3	32.226	15.075	28.379	22.841	1'38.521	266,0	11:21'10.639
4	<b>32.104</b>	14.954	<b>28.257</b>	22.769	<b>1'38.084</b>	267,3	11:22'48.723
5	32.231	15.040	28.572	<b>22.606</b>	1'38.449	264,7	11:24'27.172
6	32.234	15.097	28.706	34.186	1'50.223P	267,3	11:26'17.395

Race Time 10'36.249

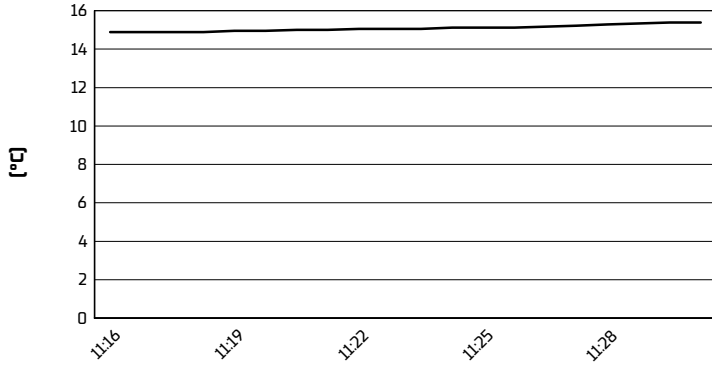
23/04/2023 P = Pits In/Out - C = Lap Time Cancelled

These data/results cannot be reproduced, stored and/or transmitted in whole or in part by any manner of electronic, mechanical, photocopying, recording, broadcasting or otherwise now known or herein after developed without the previous express consent by the copyright owner, except for reproduction in daily press and regular printed publications on sale to the public within 60 days of the event related to those data/results and always provided that copyright symbol appears together as follows below.

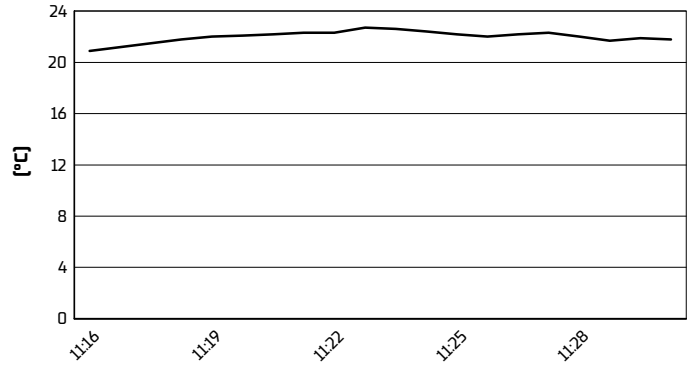
© DORNA WSBK ORGANIZATION Srl 2023

**Pirelli Dutch Round, 21-23 April 2023**  
**Weather Report Tissot Superpole Race**  
Session started 11:16 - Session ended 11:31


**Air Temperature**



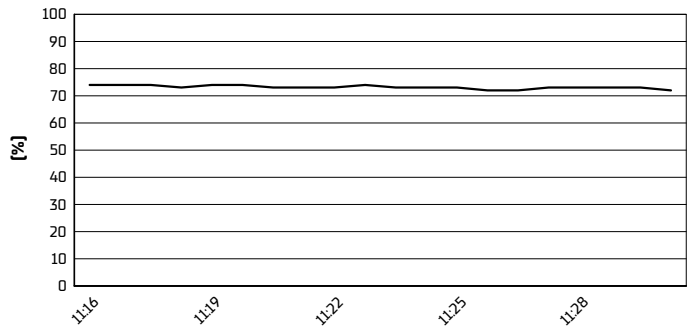
**Track Temperature**



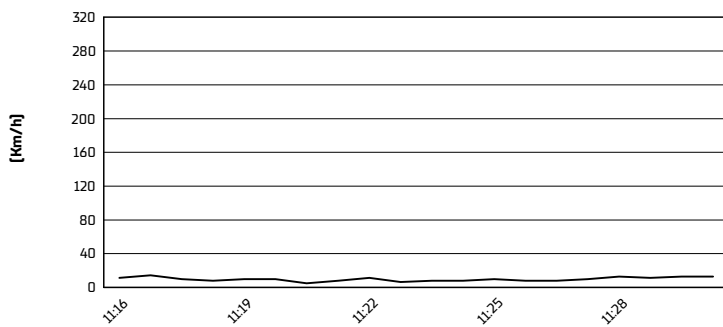
**Air Pressure**



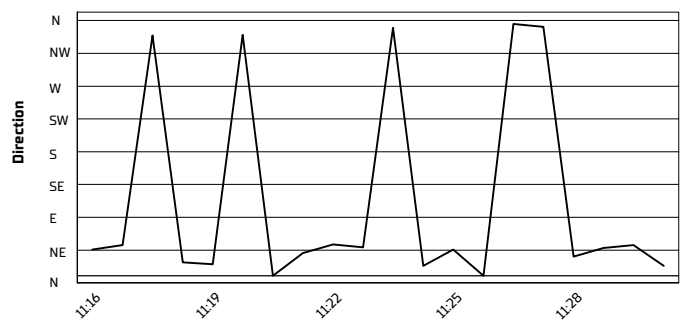
**Humidity**



**Wind Speed**



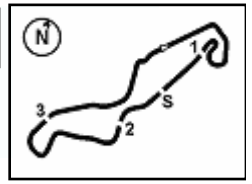
**Wind Direction**



23/04/2023

These data/results cannot be reproduced, stored and/or transmitted in whole or in part by any manner of electronic, mechanical, photocopying, recording, broadcasting or otherwise now known or herein after developed without the previous express consent by the copyright owner, except for reproduction in daily press and regular printed publications on sale to the public within 60 days of the event related to those data/results and always provided that copyright symbol appears together as follows below.

© DORNA WSBK ORGANIZATION Srl 2023



## Pirelli Dutch Round, 21-23 April 2023

### Manufacturers Standings

TT Circuit Assen 4.542 m

	Points	Points From First	Points From Previous	February 26 PHILLIP ISLAND	March 5 MANDALIKA	April 23 ASSEN	May 7 BARCELONA	June 4 MISANO	July 2 DONINGTON PARK	July 26 MOST	September 10 MAGNY-COURS	September 24 ARAGON	October 1 PORTIMAO	October 15 VILLICUM	December 26 TBA			
1 DUCATI	154			25 25 12	25 25 5	25 12												
2 YAMAHA	114	40		16 16 7	20 20 12	16 7												
3 KAWASAKI	80	74	34	20 8 6	7 3 7	20 9												
4 HONDA	57	97	23	10 10 2	9 16 4	5 1												
5 BMW	37	117	20	7 4	10 6 2	6 2												

23/04/2023 First Line: Race 1 & 2 - Second Line: Tissot Superpole Race

These data/results cannot be reproduced, stored and/or transmitted in whole or in part by any manner of electronic, mechanical, photocopying, recording, broadcasting or otherwise now known or herein after developed without the previous express consent by the copyright owner, except for reproduction in daily press and regular printed publications on sale to the public within 60 days of the event related to those data/results and always provided that copyright symbol appears together as follows below.

© DORNA WSBK ORGANIZATION Srl 2023

FICR PERUGIA TIMING



## Pirelli Dutch Round, 21-23 April 2023

### Tissot Superpole Award

Points	Points From First	Points From Previous	February 26		March 5		April 23		May 7		June 4		July 2		July 26		September 10		September 24		October 1		October 15		December 26		
			PHILLIP ISLAND	MANDALIKA	ASSEN	BARCELONA	MISANO	DONNINGTON PARK	MOST	MAGNY-COURS	ARAGON	PORTIMAO	VILLICUM	TBA													
1	<b>RAZGATLIOGLU</b> Toprak (TUR)	<b>57</b>	12	7	12	12	7	7																			
2	<b>BAUTISTA</b> Alvaro (ESP)	<b>52</b>	5	9	12	7	12	12																			
3	<b>REA</b> Jonathan (GBR)	<b>38</b>	19	14	6	3	5	6	9	9																	
4	<b>LOCATELLI</b> Andrea (ITA)	<b>33</b>	24	5	1	5	9	9	4	5																	
5	<b>LOWES</b> Alex (GBR)	<b>28</b>	29	5	2	6	1	7	6	6																	
6	<b>RINALDI</b> Michael Ruben (ITA)	<b>22</b>	35	6	4	9	6	3																			
7	<b>BASSANI</b> Axel (ITA)	<b>15</b>	42	7	1	3	5	2	4																		
8	<b>AEGERTER</b> Dominique (SUI)	<b>13</b>	44	2	7			3	3																		
9	<b>OETTL</b> Philipp (GER)	<b>9</b>	48	4	5	4																					
10	<b>REDDING</b> Scott (GBR)	<b>8</b>	49	1			1	5	2																		
11	<b>VIERGE</b> Xavi (ESP)	<b>5</b>	52	3			4		1																		
12	<b>BAZ</b> Loris (FRA)	<b>4</b>	53	1			4																				
13	<b>GARDNER</b> Remy (AUS)	<b>3</b>	54	1	3																						
14	<b>PETRUCCI</b> Danilo (ITA)	<b>3</b>	54	0			2		1																		
15	<b>VAN DER MARK</b> Michael (NED)	<b>2</b>	55	1				2																			
16	<b>LECUONA</b> Iker (ESP)	<b>2</b>	55	0	2																						

23/04/2023 Odd points columns: Tissot Superpole Even points columns: Tissot Superpole Race

These data/results cannot be reproduced, stored and/or transmitted in whole or in part by any manner of electronic, mechanical, photocopying, recording, broadcasting or otherwise now known or herein after developed without the previous express consent by the copyright owner, except for reproduction in daily press and regular printed publications on sale to the public within 60 days of the event related to those data/results and always provided that copyright symbol appears together as follows below.

© DORNA WSBK ORGANIZATION Srl 2023