

Magny-Cours 4.411 m

Pirelli French Round, 8-10 September 2023

Results Race 1

Laps 20 = 88,220 Km - Time of Race 32'31.978 - Avg. 162,703 km/h

1 / 2

Pos	Grid	No. Rider	Nat	Team	Bike	Class	LL	Gap	Rel.	Fastest Lap	Speed	Qualifying	Speed
1	4	54 T. RAZGATLIOGLU	TUR	Pata Yamaha Prometeon WorldSBK	Yamaha YZF R1		20			1'37.060	295,9	1'35.868	298,3
2	3	21 M. RINALDI	ITA	Aruba.it Racing - Ducati	Ducati Panigale V4R		20	2.656	2.656	1'37.081	288,8	1'35.820	291,1
3	5	65 J. REA	GBR	Kawasaki Racing Team WorldSBK	Kawasaki ZX-10RR		20	4.773	2.117	1'37.213	290,3	1'35.959	291,9
4	1	31 G. GERLOFF	USA	Bonovo Action BMW	BMW M1000 RR	IND	20	6.266	1.493	1'37.302	291,1	1'35.453	295,1
5	8	9 D. PETRUCCI	ITA	Barni Spark Racing Team	Ducati Panigale V4R	IND	20	8.987	2.721	1'37.566	290,3	1'36.102	292,7
6	10	55 A. LOCATELLI	ITA	Pata Yamaha Prometeon WorldSBK	Yamaha YZF R1		20	9.740	0.753	1'37.666	291,9	1'36.078	288,0
7	9	45 S. REDDING	GBR	ROKIT BMW Motorrad WorldSBK Team	BMW M1000 RR		20	9.916	0.176	1'37.591	291,9	1'36.217	296,7
8	7	22 A. LOWES	GBR	Kawasaki Racing Team WorldSBK	Kawasaki ZX-10RR		20	10.760	0.844	1'37.317	290,3	1'36.085	292,7
9	11	5 P. OETTL	GER	Team GoEleven	Ducati Panigale V4R	IND	20	12.623	1.863	1'37.721	284,2	1'36.493	291,1
10	2	1 A. BAUTISTA	ESP	Aruba.it Racing - Ducati	Ducati Panigale V4R		20	13.250	0.627	1'36.911	292,7	1'35.512	296,7
11	12	77 D. AEGERTER	SUI	GYTR GRT Yamaha WorldSBK Team	Yamaha YZF R1	IND	20	14.921	1.671	1'37.466	292,7	1'36.557	295,1
12	19	97 X. VIERGE	ESP	Team HRC	Honda CBR1000 RR-R		20	21.932	7.011	1'37.917	295,1	1'36.710	295,9
13	6	76 L. BAZ	FRA	Bonovo Action BMW	BMW M1000 RR	IND	20	22.213	0.281	1'37.656	287,2	1'36.004	291,9
14	14	7 I. LECUONA	ESP	Team HRC	Honda CBR1000 RR-R		20	24.004	1.791	1'37.941	295,1	1'36.667	298,3
15	15	87 R. GARDNER	AUS	GYTR GRT Yamaha WorldSBK Team	Yamaha YZF R1	IND	20	25.699	1.695	1'38.219	287,2	1'36.706	288,8
16	13	60 M. VAN DER MARK	NED	ROKIT BMW Motorrad WorldSBK Team	BMW M1000 RR		20	31.246	5.547	1'38.428	289,5	1'36.596	292,7
17	17	47 A. BASSANI	ITA	Motocorsa Racing	Ducati Panigale V4R	IND	20	35.579	4.333	1'38.667	282,7	1'37.384	288,8
18	21	35 H. SYHRIN	MAS	PETRONAS MIE Racing Honda Team	Honda CBR1000 RR-R	IND	20	55.958	20.379	1'39.741	283,5	1'38.132	287,2
19	16	44 L. MAHIAS	FRA	Kawasaki Puccetti Racing	Kawasaki ZX-10RR	IND	20	57.052	1.094	1'39.732	280,5	1'37.236	280,5
20	24	52 D. KONIG	CZE	Orelac Racing MOVISIO	Kawasaki ZX-10RR	IND	20	1'01.687	4.635	1'39.854	284,2	1'39.051	286,5
21	18	38 H. SOOMER	EST	PETRONAS MIE Racing Honda Team	Honda CBR1000 RR-R	IND	20	1'05.980	4.293	1'39.756	293,5	1'37.692	294,3
-----Not Classified-----													
RET	20	28 B. RAY	GBR	Yamaha Motoxrcing WorldSBK Team	Yamaha YZF R1	IND	17	3 Laps		1'38.721	283,5	1'36.961	290,3
RET	22	32 I. VINALES	ESP	TPR Team Pedercini Racing	Kawasaki ZX-10RR	IND	11	9 Laps		1'39.923	276,2	1'38.210	282,7
RET	23	34 L. BALDASSARRI	ITA	GMT94 Yamaha	Yamaha YZF R1	IND	8	12 Laps		1'38.515	284,2	1'37.413	291,9

AIR	Humidity:	33%	Temp:	33°C
TRACK	Condition:	Dry	Temp:	49°C

Records	Pole [SP]	2023	G.Gerloff	1'35.453	166,360 Km/h
	Race [SPRC]	2021	J.Rea	1'36.374	164,771 Km/h
	All Times [SP]	2023	G.Gerloff	1'35.453	166,360 Km/h
Race Fastest Lap		Lap 7	A.Bautista	1'36.911	163,858 Km/h

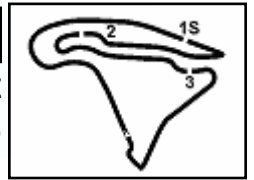
LAP LEADERS					
No.	Rider	From	To	Laps	Total
1	A. BAUTISTA	1	1	1	1
54	T. RAZGATLIOGLU	2	4	3	
21	M. RINALDI	5	13	9	9
54	T. RAZGATLIOGLU	14	20	7	10

TOTAL LEADER LAPS		
No.	Rider	Laps
1	A. BAUTISTA	247
54	T. RAZGATLIOGLU	79
65	J. REA	47
21	M. RINALDI	21
47	A. BASSANI	13
55	A. LOCATELLI	8

09/09/2023 Start 14:08 End 14:45 The results are provisional until the end of the time limit for protests and appeals and the completion of the technical checks.

These data/results cannot be reproduced, stored and/or transmitted in whole or in part by any manner of electronic, mechanical, photocopying, recording, broadcasting or otherwise now known or herein after developed without the previous express consent by the copyright owner, except for reproduction in daily press and regular printed publications on sale to the public within 60 days of the event related to those data/results and always provided that copyright symbol appears together as follows below.

© DORNA WSBK ORGANIZATION Srl 2023



Pirelli French Round, 8-10 September 2023
Results Race 1

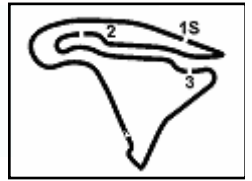
Race Highlights

Time	No. Rider	Description
13.58.01		Warm-up Lap Started
14.00.07		START DELAYED
14.00.56		Race on 20 Laps
14.05.52		Warm-up Lap Started
14.08.16		Start
14.10.02		No Jump Starts
14.12.14	1 A. BAUTISTA	Technical Problem - Turn 5
14.12.29	1 A. BAUTISTA	Re-joined
14.20.19	34 L. BALDASSARRI	Crashed - Turn 3
14.21.11	34 L. BALDASSARRI	Re-joined
14.23.06	38 H. SOOMER	Shortcut at T6 under investigation
14.23.31	34 L. BALDASSARRI	Entered Pits
14.24.56	38 H. SOOMER	Shortcut at T6 - LLP Penalty
14.26.42	32 I. VINALES	Entered Pits
14.27.37	38 H. SOOMER	LLP Completed
14.28.15	34 L. BALDASSARRI	Retired
14.28.17	32 I. VINALES	Retired
14.28.58	55 A. LOCATELLI	Track Limits Warning
14.29.55		2/3 of Race Distance Completed
14.36.40	28 B. RAY	Entered Pits
14.37.20	28 B. RAY	Retired
14.39.42	22 A. LOWES	Under investigation for short cut at T11
14.41.38	22 A. LOWES	Short cut at T11 - No further action
14.42.00		Podium Confirmed
14.45.10		Results confirmed
14.45.31		End Of Session

09/09/2023 Start End The results are provisional until the end of the time limit for protests and appeals and the completion of the technical checks.

These data/results cannot be reproduced, stored and/or transmitted in whole or in part by any manner of electronic, mechanical, photocopying, recording, broadcasting or otherwise now known or herein after developed without the previous express consent by the copyright owner, except for reproduction in daily press and regular printed publications on sale to the public within 60 days of the event related to those data/results and always provided that copyright symbol appears together as follows below.

© DORNA WSBK ORGANIZATION Srl 2023



Magny-Cours 4.411 m

Pirelli French Round, 8-10 September 2023 Championship Standings

1 / 2

Points	Points From First	Points From Previous	February 26 PHILLIP ISLAND		March 5 MANDALIKA		April 23 ASSEN		May 7 BARCELONA		June 4 MISANO		July 2 DONINGTON PARK		July 16 IMOLA		July 30 MOST		September 10 MAGNY-COURS		September 24 ARAGON		October 1 PORTIMAO		October 29 JEREZ		
			1	2	1	2	1	2	1	2	1	2	1	2	1	2	1	2	1	2	1	2	1	2	1	2	1
1	BAUTISTA Alvaro (ESP)	433	25	25	25	25	25	25	25	25	25	25	25	25	25	25	4	25	6								
2	RAZGATLIOGLU Toprak (TUR)	378	55	16	20	20	16	20	20	20	16	20	20	20	20	25	20	25	25								
3	REA Jonathan (GBR)	267	166	111	20	8	7	20	16	11	11	13	16	11	16	16	25	16	16								
4	LOCATELLI Andrea (ITA)	237	196	30	13	16	16	11	13	16	13	9	4	10	11	8	13	13	10	9	10						
5	BASSANI Axel (ITA)	207	226	30	11	13	13	8	11	11	9	5	13	16	9	9	9	13									
6	RINALDI Michael Ruben (ITA)	167	266	40	2	20	13	1	6	16	20	2	7	3	11	11	2	11	20								
7	PETRUCCI Danilo (ITA)	166	267	1	8	7	11	10	7	8	4	9	13	16	10	7	16	20	11								
8	LOWES Alex (GBR)	129	304	37	6	3	9	7	13	9	9	10	10	7	7	2	8										
9	AEGERTER Dominique (SUI)	119	314	10	3	9	8	4	10	13	11	8	10	5	4	5	4	8	5	5							
10	VIERGE Xavi (ESP)	109	324	10	9	5	9	16	5	1	8	10	6	11	5	4	2	7	4								
11	REDDING Scott (GBR)	108	325	1	7	3	6	6	9		5	2	8	13	6	8	13	8	9								
12	GARDNER Remy (AUS)	99	334	9	4	6	9	8	10	6	3	7	6	6	4	5	5	10	1								
13	LECUONA Iker (ESP)	89	344	10	10	2	4	7		10	7	8		2	6	11	4	2									
14	GERLOFF Garrett (USA)	81	352	8	6	2	2	5	4	4	7	6	3	8	7	3	3	13									
15	OETTL Philipp (GER)	63	370	18	5	11	3	2	5	5	2	2	7	6	1	3	7										
16	BAZ Loris (FRA)	45	388	18	1	5			3		4				8	9	6	6	3								
17	VAN DER MARK Michael (NED)	23	410	22	4	10	2	3								3	1										
18	RAY Bradley (GBR)	19	414	4					4	1				3	1	10											
19	SYKES Tom (GBR)	11	422	8					1				3	7													
20	BALDASSARRI Lorenzo (ITA)	9	424	2		1	2	3			1		2														
21	SYHRIN Hafizh (MAS)	8	425	1	1		1	2	2		1		1														
22	HASLAM Leon (GBR)	2	431	6											2												
23	RABAT Tito (ESP)	1	432	1												1											
24	VINALES Isaac (ESP)	1	432	0										1													
25	LOPES Ivo Miguel (POR)	1	432	0					1																		

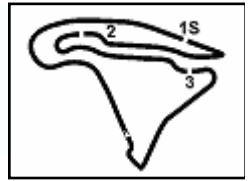
09/09/2023

These data/results cannot be reproduced, stored and/or transmitted in whole or in part by any manner of electronic, mechanical, photocopying, recording, broadcasting or otherwise now known or herein after developed without the previous express consent by the copyright owner, except for reproduction in daily press and regular printed publications on sale to the public within 60 days of the event related to those data/results and always provided that copyright symbol appears together as follows below.

© DORNA WSBK ORGANIZATION Srl 2023

FICR PERUGIA TIMING





Magny-Cours 4.411 m

Pirelli French Round, 8-10 September 2023 Championship Standings

Points	Points From First	Points From Previous	Independent Riders														
			February 26 PHILIP ISLAND	March 5 MANDALIKA	April 23 ASSEN	May 7 BARCELONA	June 4 MISANO	July 2 DONINGTON PARK	July 16 IMOLA	July 30 MOST	September 10 MAGNY-COURS	September 24 ARAGON	October 1 PORTIMAO	October 29 JEREZ			
1	BASSANI Axel [ITA]	207	11 13 1	13 8 5	11 11 4	9 5	13 16 6	9 9 2	9 20 4	9 13 6							
2	PETRUCCI Danilo [ITA]	166 41	8 7	11 10	7 8	4	9	13 16 5	10 7 2	16 20 2	11						
3	AEGERTER Dominique [SUI]	119 88 47	3 9	8 4	10 13 3	11 8 4	10 5	4 5	4	8 5	5						
4	GARDNER Remy [AUS]	99 108 20	4 6	9	8 10	6 3	7 6	6 4	5 5	5 10 4	1						
5	GERLOFF Garrett [USA]	81 126 18	6 2	2 5	4 4	7 6 3	3 8 1	7 3	3 3	1	13						
6	QETTL Philipp [GER]	63 144 18	5 11 4	3	2 5	5 2	2 7	6	1	3 7							
7	BAZ Loris [FRA]	45 162 18	1	5		3	4		8 9	6 6	3						
8	RAY Bradley [GBR]	19 188 26				4 1		3	1 10								
9	BALDASSARRI Lorenzo [ITA]	9 198 10		1 2	3		1	2									
10	SYHRIN Hafizh [MAS]	8 199 1	1	1	2 2		1	1									
11	RABAT Tito [ESP]	1 206 7								1							
12	VINALES Isaac [ESP]	1 206 0						1									
13	SYKES Tom [GBR]	1 206 0			1												

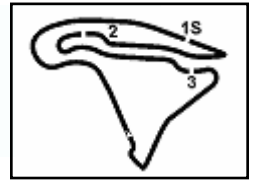
09/09/2023

These data/results cannot be reproduced, stored and/or transmitted in whole or in part by any manner of electronic, mechanical, photocopying, recording, broadcasting or otherwise now known or herein after developed without the previous express consent by the copyright owner, except for reproduction in daily press and regular printed publications on sale to the public within 60 days of the event related to those data/results and always provided that copyright symbol appears together as follows below.

© DORNA WSBK ORGANIZATION Srl 2023

FICR PERUGIA TIMING





Magny-Cours 4.411 m

Pirelli French Round, 8-10 September 2023

Lap Chart Race 1

1 / 4

Lap																				
	1	2	3	4	5	6	7	8	9	10	11	12	13	14	15	16	17	18	19	20
1	1	54	54	54	21	21	21	21	21	21	21	21	21	54	54	54	54	54	54	54
2	54	1	21	21	54	54	54	54	54	54	54	54	54	21	21	21	21	21	21	21
3	21	21	31	31	65	65	65	65	65	65	65	65	65	65	65	65	65	65	65	65
4	31	31	65	65	22	22	22	22	22	22	22	22	22	22	22	22	22	22	22	31
5	76	65	22	22	31	31	31	31	31	31	31	31	31	31	31	31	31	31	9	9
6	22	76	76	76	76	76	55	55	55	55	55	55	55	55	55	55	55	55	9	55
7	65	22	45	45	55	55	76	76	9	9	9	9	9	9	9	9	9	55	45	45
8	45	45	55	55	45	9	9	9	76	45	45	45	45	45	45	45	45	45	22	22
9	55	55	9	9	9	45	45	45	45	76	5	5	5	5	5	5	5	5	5	5
10	9	9	5	5	5	5	5	5	5	76	77	77	77	77	77	77	77	77	77	1
11	5	5	77	77	77	77	77	77	77	77	77	76	76	76	1	1	1	1	1	77
12	60	77	7	7	7	7	7	7	7	7	7	7	7	7	7	76	7	7	7	97
13	77	60	60	60	60	60	60	60	60	60	60	60	60	60	60	60	60	60	60	60
14	7	7	87	87	87	87	87	87	87	87	87	87	87	1	1	97	97	97	97	7
15	87	87	47	60	60	60	60	60	60	60	1	1	87	87	87	87	87	87	87	87
16	47	47	97	47	47	34	34	47	1	1	60	60	60	60	60	60	60	60	60	60
17	97	97	28	34	34	47	47	28	47	47	47	47	47	47	47	47	47	47	47	47
18	28	28	34	28	28	28	28	1	28	28	28	28	28	28	28	28	35	35	35	35
19	44	34	35	35	44	1	1	32	32	32	44	44	44	44	44	44	44	44	44	44
20	34	44	44	44	32	44	44	44	44	44	38	35	35	35	35	35	52	52	52	52
21	35	35	32	32	1	32	32	38	38	38	38	35	52	52	52	52	28	38	38	38
22	32	32	38	38	35	38	38	35	35	35	52	38	38	38	38	38	38			
23	38	38	52	52	38	35	35	52	52	52	32									
24	52	52	1	1	52	52	52	34												

Final Result			
1	54	T. RAZGATJOGU	Laps 20
2	21	M. RINALDI	2.656
3	65	J. REA	4.773
4	31	G. GERLOFF	6.266
5	9	D. PETRUCCI	8.987
6	55	A. LOCATELLI	9.740
7	45	S. REDDING	9.916
8	22	A. LOWES	10.760
9	5	P. OETTL	12.623
10	1	A. BAUTISTA	13.250
11	77	D. AEGERTER	14.921
12	97	X. VIERGE	21.932
13	76	L. BAZ	22.213
14	7	I. LECUONA	24.004
15	87	R. GARDNER	25.699
16	60	M. VAN DER MARK	31.246
17	47	A. BASSANI	35.579
18	35	H. SYHRIN	55.958
19	44	L. MAHIAS	57.052
20	52	D. KONIG	1'01.687
21	38	H. SOOMER	1'05.980
RET	28	B. RAY	3 Laps
RET	32	I. VINALES	9 Laps
RET	34	L. BALDASSARRI	12 Laps

09/09/2023

These data/results cannot be reproduced, stored and/or transmitted in whole or in part by any manner of electronic, mechanical, photocopying, recording, broadcasting or otherwise now known or herein after developed without the previous express consent by the copyright owner, except for reproduction in daily press and regular printed publications on sale to the public within 60 days of the event related to those data/results and always provided that copyright symbol appears together as follows below.

© DORNA WSBK ORGANIZATION Srl 2023

FICR PERUGIA TIMING



Pirelli French Round, 8-10 September 2023

Lap Chart Race 1

2 / 4

Lap 1		
1	1 A.Bautista	1'37.811
2	54 T.Razgatlioglu	0.082
3	21 M.Rinaldi	0.233
4	31 G.Gerloff	0.394
5	76 L.Baz	0.677
6	22 A.Lowes	0.971
7	65 J.Rea	1.089
8	45 S.Redding	1.317
9	55 A.Locatelli	1.596
10	9 D.Petrucci	1.951
11	5 P.Oettl	2.309
12	60 M.van der Mark	2.617
13	77 D.Aegerter	3.196
14	7 I.Lecuona	3.374
15	87 R.Gardner	3.709
16	47 A.Bassani	3.883
17	97 X.Vierge	4.150
18	28 B.Ray	4.423
19	44 L.Mahias	5.099
20	34 L.Baldassarri	5.234
21	35 H.Syahrin	5.625
22	32 I.Vinales	5.826
23	38 H.Soomer	6.023
24	52 O.Konig	6.236

21	32 I.Vinales	11.585
22	38 H.Soomer	12.471
23	52 O.Konig	12.732
24	1 A.Bautista	17.916

Lap 4		
1	54 T.Razgatlioglu	6'30.010
2	21 M.Rinaldi	0.218
3	31 G.Gerloff	0.685
4	65 J.Rea	0.860
5	22 A.Lowes	1.452
6	76 L.Baz	2.088
7	45 S.Redding	2.662
8	55 A.Locatelli	2.856
9	9 D.Petrucci	3.262
10	5 P.Oettl	3.750
11	77 D.Aegerter	4.953
12	7 I.Lecuona	5.691
13	87 R.Gardner	7.334
14	97 X.Vierge	7.806
15	60 M.van der Mark	8.026
16	47 A.Bassani	8.471
17	34 L.Baldassarri	9.463
18	28 B.Ray	9.681
19	35 H.Syahrin	13.967
20	44 L.Mahias	14.198
21	32 I.Vinales	14.447
22	38 H.Soomer	15.064
23	52 O.Konig	15.452
24	1 A.Bautista	17.730

Lap 2		
1	54 T.Razgatlioglu	3'15.084
2	1 A.Bautista	0.542
3	21 M.Rinaldi	0.620
4	31 G.Gerloff	0.814
5	65 J.Rea	1.177
6	76 L.Baz	1.423
7	22 A.Lowes	1.676
8	45 S.Redding	1.880
9	55 A.Locatelli	2.292
10	9 D.Petrucci	2.640
11	5 P.Oettl	3.049
12	77 D.Aegerter	4.100
13	60 M.van der Mark	4.549
14	7 I.Lecuona	4.730
15	87 R.Gardner	5.037
16	47 A.Bassani	5.326
17	97 X.Vierge	5.717
18	28 B.Ray	6.060
19	34 L.Baldassarri	7.038
20	44 L.Mahias	7.729
21	35 H.Syahrin	8.234
22	32 I.Vinales	8.535
23	38 H.Soomer	8.932
24	52 O.Konig	9.331

Lap 5		
1	21 M.Rinaldi	8'07.959
2	54 T.Razgatlioglu	0.261
3	65 J.Rea	1.277
4	22 A.Lowes	1.467
5	31 G.Gerloff	1.611
6	76 L.Baz	2.008
7	55 A.Locatelli	2.573
8	45 S.Redding	2.819
9	9 D.Petrucci	3.328
10	5 P.Oettl	3.625
11	77 D.Aegerter	4.470
12	7 I.Lecuona	6.267
13	87 R.Gardner	7.880
14	97 X.Vierge	8.172
15	60 M.van der Mark	8.565
16	47 A.Bassani	9.794
17	34 L.Baldassarri	10.219
18	28 B.Ray	10.928
19	44 L.Mahias	16.605
20	32 I.Vinales	16.928
21	1 A.Bautista	17.161
22	35 H.Syahrin	17.481
23	38 H.Soomer	17.749
24	52 O.Konig	18.017

Lap 3		
1	54 T.Razgatlioglu	4'52.629
2	21 M.Rinaldi	0.386
3	31 G.Gerloff	0.764
4	65 J.Rea	0.974
5	22 A.Lowes	1.516
6	76 L.Baz	1.813
7	45 S.Redding	2.057
8	55 A.Locatelli	2.545
9	9 D.Petrucci	2.894
10	5 P.Oettl	3.350
11	77 D.Aegerter	4.390
12	7 I.Lecuona	5.126
13	60 M.van der Mark	5.908
14	87 R.Gardner	6.128
15	47 A.Bassani	6.448
16	97 X.Vierge	6.713
17	28 B.Ray	7.236
18	34 L.Baldassarri	8.008
19	35 H.Syahrin	10.955
20	44 L.Mahias	11.413

Lap 6		
1	21 M.Rinaldi	9'45.465
2	54 T.Razgatlioglu	0.258
3	65 J.Rea	1.323
4	22 A.Lowes	1.721
5	31 G.Gerloff	2.303
6	76 L.Baz	2.846
7	55 A.Locatelli	3.031
8	9 D.Petrucci	3.539
9	45 S.Redding	3.752
10	5 P.Oettl	4.228
11	77 D.Aegerter	4.817
12	7 I.Lecuona	7.138
13	97 X.Vierge	9.293
14	87 R.Gardner	9.399
15	60 M.van der Mark	9.682

16	34 L.Baldassarri	11.234
17	47 A.Bassani	11.985
18	28 B.Ray	12.606
19	1 A.Bautista	17.075
20	44 L.Mahias	19.110
21	32 I.Vinales	19.447
22	38 H.Soomer	20.242
23	35 H.Syahrin	20.394
24	52 O.Konig	20.856

Lap 7		
1	21 M.Rinaldi	11'22.883
2	54 T.Razgatlioglu	0.222
3	65 J.Rea	1.241
4	22 A.Lowes	1.732
5	31 G.Gerloff	2.449
6	55 A.Locatelli	3.485
7	76 L.Baz	3.760
8	9 D.Petrucci	4.118
9	45 S.Redding	4.683
10	5 P.Oettl	5.081
11	77 D.Aegerter	5.536
12	7 I.Lecuona	7.950
13	97 X.Vierge	10.263
14	87 R.Gardner	10.593
15	60 M.van der Mark	10.994
16	34 L.Baldassarri	12.683
17	47 A.Bassani	13.573
18	28 B.Ray	14.269
19	1 A.Bautista	16.568
20	44 L.Mahias	22.016
21	32 I.Vinales	22.202
22	38 H.Soomer	22.580
23	35 H.Syahrin	23.031
24	52 O.Konig	23.547

Lap 8		
1	21 M.Rinaldi	13'00.261
2	54 T.Razgatlioglu	0.210
3	65 J.Rea	1.487
4	22 A.Lowes	2.102
5	31 G.Gerloff	2.537
6	55 A.Locatelli	3.926
7	76 L.Baz	4.594
8	9 D.Petrucci	4.885
9	45 S.Redding	5.203
10	5 P.Oettl	5.591
11	77 D.Aegerter	6.199
12	7 I.Lecuona	8.739
13	97 X.Vierge	10.984
14	87 R.Gardner	11.550
15	60 M.van der Mark	12.044
16	47 A.Bassani	15.164
17	28 B.Ray	15.938
18	1 A.Bautista	16.561
19	32 I.Vinales	24.747
20	44 L.Mahias	25.075
21	38 H.Soomer	25.496
22	35 H.Syahrin	25.686
23	52 O.Konig	26.023
24	34 L.Baldassarri	

Lap 9		
1	21 M.Rinaldi	14'37.507
2	54 T.Razgatlioglu	0.367
3	65 J.Rea	1.579
4	22 A.Lowes	2.304
5	31 G.Gerloff	2.975
6	55 A.Locatelli	4.416
7	9 D.Petrucci	5.205
8	76 L.Baz	5.575
9	45 S.Redding	5.985
10	5 P.Oettl	6.421

11	77 D.Aegerter	7.004
12	7 I.Lecuona	10.017
13	97 X.Vierge	12.093
14	87 R.Gardner	13.090
15	60 M.van der Mark	13.691
16	1 A.Bautista	16.857
17	47 A.Bassani	17.437
18	28 B.Ray	18.660
19	32 I.Vinales	27.550
20	44 L.Mahias	27.824
21	38 H.Soomer	28.399
22	35 H.Syahrin	28.602
23	52 O.Konig	29.060

Lap 10		
1	21 M.Rinaldi	16'14.764
2	54 T.Razgatlioglu	
3	65 J.Rea	1.535
4	22 A.Lowes	3.205
5	31 G.Gerloff	3.650
6	55 A.Locatelli	5.236
7	9 D.Petrucci	5.587
8	45 S.Redding	6.994
9	76 L.Baz	7.280
10	5 P.Oettl	7.490
11	77 D.Aegerter	7.880
12	7 I.Lecuona	10.931
13	97 X.Vierge	12.909
14	87 R.Gardner	14.310
15	60 M.van der Mark	15.369
16	1 A.Bautista	16.733
17	47 A.Bassani	19.448
18	28 B.Ray	21.005
19	32 I.Vinales	30.715
20	44 L.Mahias	30.930
21	38 H.Soomer	31.318
22	35 H.Syahrin	31.576
23	52 O.Konig	31.972

Lap 11		
1	21 M.Rinaldi	17'51.880
2	54 T.Razgatlioglu	0.159
3	65 J.Rea	1.911
4	22 A.Lowes	4.072
5	31 G.Gerloff	4.428
6	55 A.Locatelli	5.838
7	9 D.Petrucci	6.217
8	45 S.Redding	7.469
9	5 P.Oettl	8.712
10	76 L.Baz	9.034
11	77 D.Aegerter	9.352
12	7 I.Lecuona	11.892
13	97 X.Vierge	13.710
14	87 R.Gardner	15.413
15	1 A.Bautista	16.815
16	60 M.van der Mark	17.493
17	47 A.Bassani	21.200
18	28 B.Ray	23.865
19	44 L.Mahias	34.027
20	38 H.Soomer	34.528
21	35 H.Syahrin	34.940
22	52 O.Konig	35.762
23	32 I.Vinales	40.016

Lap 12		
1	21 M.Rinaldi	19'29.346
2	54 T.Razgatlioglu	0.216
3	65 J.Rea	2.665
4	22 A.Lowes	4.440
5	31 G.Gerloff	4.713
6	55 A.Locatelli	6.512
7	9 D.Petrucci	6.760
8	45 S.Redding	7.715

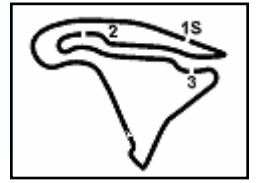
09/09/2023

These data/results cannot be reproduced, stored and/or transmitted in whole or in part by any manner of electronic, mechanical, photocopying, recording, broadcasting or otherwise now known or herein after developed without the previous express consent by the copyright owner, except for reproduction in daily press and regular printed publications on sale to the public within 60 days of the event related to those data/results and always provided that copyright symbol appears together as follows below.

© DORNA WSBK ORGANIZATION Srl 2023

FICR PERUGIA TIMING





Magny-Cours 4.411 m

3 / 4

Pirelli French Round, 8-10 September 2023

Lap Chart Race 1

9	5	P.Oettl	8.967	10	77	D.Aegerter	11.690
10	77	D.Aegerter	10.447	11	76	L.Baz	15.363
11	76	L.Baz	11.088	12	7	I.Lecuona	16.023
12	7	I.Lecuona	13.259	13	1	A.Bautista	16.711
13	97	X.Vierge	14.636	14	97	X.Vierge	16.963
14	87	R.Gardner	16.576	15	87	R.Gardner	20.143
15	1	A.Bautista	16.790	16	60	M.van der Mark	23.338
16	60	M.van der Mark	19.164	17	47	A.Bassani	28.143
17	47	A.Bassani	22.635	18	28	B.Ray	34.463
18	28	B.Ray	26.613	19	44	L.Mahias	44.085
19	44	L.Mahias	36.293	20	35	H.Syahrin	44.475
20	35	H.Syahrin	37.215	21	52	O.Konig	47.293
21	52	O.Konig	38.958	22	38	H.Soomer	50.694
22	38	H.Soomer	40.863				

1	21	M.Rinaldi	21'06.427
2	54	T.Razgatlioglu	0.243
3	65	J.Rea	3.364
4	22	A.Lowes	5.056
5	31	G.Gerloff	5.693
6	55	A.Locatelli	7.185
7	9	D.Petrucci	7.452
8	45	S.Redding	8.572
9	5	P.Oettl	9.750
10	77	D.Aegerter	11.081
11	76	L.Baz	12.835
12	7	I.Lecuona	14.469
13	97	X.Vierge	15.755
14	1	A.Bautista	17.154
15	87	R.Gardner	18.425
16	60	M.van der Mark	20.953
17	47	A.Bassani	24.567
18	28	B.Ray	29.846
19	44	L.Mahias	39.279
20	35	H.Syahrin	40.177
21	52	O.Konig	42.333
22	38	H.Soomer	44.227

1	54	T.Razgatlioglu	25'59.271
2	21	M.Rinaldi	0.861
3	65	J.Rea	3.790
4	22	A.Lowes	5.930
5	31	G.Gerloff	6.538
6	55	A.Locatelli	8.188
7	9	D.Petrucci	8.453
8	45	S.Redding	9.279
9	5	P.Oettl	11.071
10	77	D.Aegerter	12.492
11	1	A.Bautista	16.623
12	76	L.Baz	17.050
13	7	I.Lecuona	17.686
14	97	X.Vierge	18.067
15	87	R.Gardner	21.450
16	60	M.van der Mark	24.990
17	47	A.Bassani	29.986
18	28	B.Ray	37.570
19	44	L.Mahias	47.649
20	35	H.Syahrin	47.889
21	52	O.Konig	50.227
22	38	H.Soomer	54.122

1	54	T.Razgatlioglu	22'44.548
2	21	M.Rinaldi	0.324
3	65	J.Rea	3.110
4	22	A.Lowes	4.816
5	31	G.Gerloff	5.573
6	55	A.Locatelli	7.013
7	9	D.Petrucci	7.203
8	45	S.Redding	8.157
9	5	P.Oettl	9.410
10	77	D.Aegerter	11.044
11	76	L.Baz	13.599
12	7	I.Lecuona	14.681
13	97	X.Vierge	15.740
14	1	A.Bautista	16.369
15	87	R.Gardner	18.968
16	60	M.van der Mark	21.558
17	47	A.Bassani	25.509
18	28	B.Ray	31.571
19	44	L.Mahias	41.158
20	35	H.Syahrin	41.823
21	52	O.Konig	44.617
22	38	H.Soomer	47.565

1	54	T.Razgatlioglu	27'37.017
2	21	M.Rinaldi	1.337
3	65	J.Rea	4.279
4	22	A.Lowes	6.171
5	31	G.Gerloff	6.924
6	55	A.Locatelli	9.294
7	9	D.Petrucci	9.646
8	45	S.Redding	9.888
9	5	P.Oettl	11.679
10	77	D.Aegerter	13.395
11	1	A.Bautista	16.219
12	7	I.Lecuona	18.936
13	76	L.Baz	19.193
14	97	X.Vierge	19.459
15	87	R.Gardner	22.713
16	60	M.van der Mark	26.938
17	47	A.Bassani	31.800
18	35	H.Syahrin	50.491
19	44	L.Mahias	50.724
20	52	O.Konig	53.040
21	28	B.Ray	53.994
22	38	H.Soomer	57.472

1	54	T.Razgatlioglu	24'21.775
2	21	M.Rinaldi	0.673
3	65	J.Rea	3.568
4	22	A.Lowes	5.226
5	31	G.Gerloff	6.281
6	55	A.Locatelli	7.740
7	9	D.Petrucci	8.016
8	45	S.Redding	8.731
9	5	P.Oettl	10.120

1	54	T.Razgatlioglu	29'14.955
2	21	M.Rinaldi	1.710
3	65	J.Rea	4.657
4	22	A.Lowes	6.260
5	31	G.Gerloff	6.954
6	9	D.Petrucci	9.662
7	55	A.Locatelli	9.858
8	45	S.Redding	10.289
9	5	P.Oettl	11.994
10	77	D.Aegerter	14.317

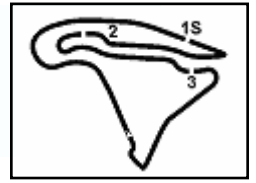
11	1	A.Bautista	15.643
12	7	I.Lecuona	20.298
13	76	L.Baz	20.479
14	97	X.Vierge	20.782
15	87	R.Gardner	24.053
16	60	M.van der Mark	28.626
17	47	A.Bassani	33.263
18	35	H.Syahrin	53.007
19	44	L.Mahias	53.341
20	52	O.Konig	57.048
21	38	H.Soomer	1'00.650

1	54	T.Razgatlioglu	30'53.157
2	21	M.Rinaldi	1.863
3	65	J.Rea	4.949
4	31	G.Gerloff	6.808
5	9	D.Petrucci	9.613
6	55	A.Locatelli	9.900
7	45	S.Redding	10.293
8	22	A.Lowes	10.969
9	5	P.Oettl	12.433
10	77	D.Aegerter	14.431
11	1	A.Bautista	14.786
12	7	I.Lecuona	21.546
13	76	L.Baz	21.633
14	97	X.Vierge	21.905
15	87	R.Gardner	25.251
16	60	M.van der Mark	30.165
17	47	A.Bassani	35.009
18	35	H.Syahrin	54.973
19	44	L.Mahias	55.299
20	52	O.Konig	59.649
21	38	H.Soomer	1'03.327

1	54	T.Razgatlioglu	32'31.978
2	21	M.Rinaldi	2.656
3	65	J.Rea	4.773
4	31	G.Gerloff	6.266
5	9	D.Petrucci	8.987
6	55	A.Locatelli	9.740
7	45	S.Redding	9.916
8	22	A.Lowes	10.760
9	5	P.Oettl	12.623
10	1	A.Bautista	13.250
11	77	D.Aegerter	14.921
12	97	X.Vierge	21.932
13	76	L.Baz	22.213
14	7	I.Lecuona	24.004
15	87	R.Gardner	25.699
16	60	M.van der Mark	31.246
17	47	A.Bassani	35.579
18	35	H.Syahrin	55.958
19	44	L.Mahias	57.052
20	52	O.Konig	1'01.687
21	38	H.Soomer	1'05.980

09/09/2023
These data/results cannot be reproduced, stored and/or transmitted in whole or in part by any manner of electronic, mechanical, photocopying, recording, broadcasting or otherwise now known or herein after developed without the previous express consent by the copyright owner, except for reproduction in daily press and regular printed publications on sale to the public within 60 days of the event related to those data/results and always provided that copyright symbol appears together as follows below.

© DORNA WSBK ORGANIZATION Srl 2023



Magny-Cours 4.411 m

4 / 4

Pirelli French Round, 8-10 September 2023
Lap Chart Race 1

Race Pace Comparison

	54 Raz	21 Rin	65 Rea	31 Ger	9 Pet	55 Loc	45 Red	22 Low	5 Oet	1 Bau	77 Aeg	97 Vie	76 Baz	7 Lec
1	1'37.893	1'38.044	1'38.900	1'38.205	1'39.762	1'39.407	1'39.128	1'38.782	1'40.120	1'37.811	1'41.007	1'41.961	1'38.488	1'41.185
2	1'37.191	1'37.660	1'37.361	1'37.693	1'37.962	1'37.969	1'37.836	1'37.978	1'38.013	1'37.815	1'38.177	1'38.840	1'38.019	1'38.629
3	1'37.545	1'37.311	1'37.342	1'37.495	1'37.799	1'37.798	1'37.722	1'37.385	1'37.846	1'54.919	1'37.835	1'38.541	1'37.935	1'37.941
4	1'37.381	1'37.213	1'37.267	1'37.302	1'37.749	1'37.692	1'37.986	1'37.317	1'37.781	1'37.195	1'37.944	1'38.474	1'37.656	1'37.946
5	1'38.210	1'37.731	1'38.366	1'38.875	1'38.015	1'37.666	1'38.106	1'37.964	1'37.824	1'37.380	1'37.466	1'38.315	1'37.869	1'38.525
6	1'37.503	1'37.506	1'37.552	1'38.198	1'37.717	1'37.964	1'38.439	1'37.760	1'38.109	1'37.420	1'37.853	1'38.627	1'38.344	1'38.377
7	1'37.382	1'37.418	1'37.336	1'37.564	1'37.997	1'37.872	1'38.349	1'37.429	1'38.271	1'36.911	1'38.137	1'38.388	1'38.332	1'38.230
8	1'37.366	1'37.378	1'37.624	1'37.466	1'38.145	1'37.819	1'37.898	1'37.748	1'37.888	1'37.371	1'38.041	1'38.099	1'38.212	1'38.167
9	1'37.403	1'37.246	1'37.338	1'37.684	1'37.566	1'37.736	1'38.028	1'37.448	1'38.076	1'37.542	1'38.051	1'38.355	1'38.227	1'38.524
10	1'37.060	1'37.257	1'37.213	1'37.932	1'37.639	1'38.077	1'38.266	1'38.158	1'38.326	1'37.133	1'38.133	1'38.073	1'38.962	1'38.171
11	1'37.105	1'37.116	1'37.492	1'37.894	1'37.746	1'37.718	1'37.591	1'37.983	1'38.338	1'37.198	1'38.588	1'37.917	1'38.870	1'38.077
12	1'37.523	1'37.466	1'38.220	1'37.751	1'38.009	1'38.140	1'37.712	1'37.834	1'37.721	1'37.441	1'38.561	1'38.392	1'39.520	1'38.833
13	1'37.108	1'37.081	1'37.780	1'38.061	1'37.773	1'37.754	1'37.938	1'37.697	1'37.864	1'37.445	1'37.715	1'38.200	1'38.828	1'38.291
14	1'37.878	1'38.445	1'37.867	1'38.001	1'37.872	1'37.949	1'37.706	1'37.881	1'37.781	1'37.336	1'38.084	1'38.106	1'38.885	1'38.333
15	1'37.227	1'37.576	1'37.685	1'37.935	1'38.040	1'37.954	1'37.801	1'37.637	1'37.937	1'37.569	1'37.873	1'38.450	1'38.991	1'38.569
16	1'37.496	1'37.684	1'37.718	1'37.753	1'37.933	1'37.944	1'38.044	1'38.200	1'38.447	1'37.408	1'38.298	1'38.600	1'39.183	1'39.159
17	1'37.746	1'38.222	1'38.235	1'38.132	1'38.939	1'38.852	1'38.355	1'37.987	1'38.354	1'37.342	1'38.649	1'39.138	1'39.889	1'38.996
18	1'37.938	1'38.311	1'38.316	1'37.968	1'37.954	1'38.502	1'38.339	1'38.027	1'38.253	1'37.362	1'38.860	1'39.261	1'39.224	1'39.300
19	1'38.202	1'38.355	1'38.494	1'38.056	1'38.153	1'38.244	1'38.206	1'42.911	1'38.641	1'37.345	1'38.316	1'39.325	1'39.356	1'39.450
20	1'38.821	1'39.614	1'38.645	1'38.279	1'38.195	1'38.661	1'38.444	1'38.612	1'39.011	1'37.285	1'39.311	1'38.848	1'39.401	1'41.279

	87 Gar	60 vdM	47 Bas	35 Sya	44 Mah	52 Kon	38 Soo	28 Ray	32 Vin	34 Bal
1	1'41.520	1'40.428	1'41.694	1'43.436	1'42.910	1'44.047	1'43.834	1'42.234	1'43.637	1'43.045
2	1'38.601	1'39.205	1'38.716	1'39.882	1'39.903	1'40.368	1'40.182	1'38.910	1'39.982	1'39.077
3	1'38.636	1'38.904	1'38.667	1'40.266	1'41.229	1'40.946	1'41.084	1'38.721	1'40.595	1'38.515
4	1'38.587	1'39.499	1'39.404	1'40.393	1'40.166	1'40.101	1'39.974	1'39.826	1'40.243	1'38.836
5	1'38.495	1'38.488	1'39.272	1'41.463	1'40.356	1'40.514	1'40.634	1'39.196	1'40.430	1'38.705
6	1'39.025	1'38.623	1'39.697	1'40.419	1'40.011	1'40.345	1'39.999	1'39.184	1'40.025	1'38.521
7	1'38.612	1'38.730	1'39.006	1'40.055	1'40.324	1'40.109	1'39.756	1'39.081	1'40.173	1'38.867
8	1'38.335	1'38.428	1'38.969	1'40.033	1'40.437	1'39.854	1'40.294	1'39.047	1'39.923	1'45.833
9	1'38.786	1'38.893	1'39.519	1'40.162	1'39.995	1'40.283	1'40.149	1'39.968	1'40.049	
10	1'38.477	1'38.935	1'39.268	1'40.231	1'40.363	1'40.169	1'40.176	1'39.602	1'40.422	
11	1'38.219	1'39.240	1'38.868	1'40.480	1'40.213	1'40.906	1'40.326	1'39.976	1'46.417	
12	1'38.629	1'39.137	1'38.901	1'39.741	1'39.732	1'40.662	1'43.801	1'40.214		
13	1'38.930	1'38.870	1'39.013	1'40.043	1'40.067	1'40.456	1'40.445	1'40.314		
14	1'38.664	1'38.726	1'39.063	1'39.767	1'40.000	1'40.405	1'41.459	1'39.846		
15	1'38.402	1'39.007	1'39.861	1'39.879	1'40.154	1'39.903	1'40.356	1'40.119		
16	1'38.803	1'39.148	1'39.339	1'40.910	1'41.060	1'40.430	1'40.924	1'40.603		
17	1'39.009	1'39.694	1'39.560	1'40.348	1'40.821	1'40.559	1'41.096	1'54.170		
18	1'39.278	1'39.626	1'39.401	1'40.454	1'40.555	1'41.946	1'41.116			
19	1'39.400	1'39.741	1'39.948	1'40.168	1'40.160	1'40.803	1'40.879			
20	1'39.269	1'39.902	1'39.391	1'39.806	1'40.574	1'40.859	1'41.474			

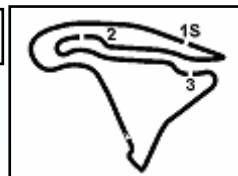
09/09/2023

These data/results cannot be reproduced, stored and/or transmitted in whole or in part by any manner of electronic, mechanical, photocopying, recording, broadcasting or otherwise now known or herein after developed without the previous express consent by the copyright owner, except for reproduction in daily press and regular printed publications on sale to the public within 60 days of the event related to those data/results and always provided that copyright symbol appears together as follows below.

© DORNA WSBK ORGANIZATION Srl 2023

FICR PERUGIA TIMING





Pirelli French Round, 8-10 September 2023

Best Sectors & Speed Race 1

Magny-Cours 4.411 m

RESULTS

Pos	Rank	Name	Team	Laps
1	54	T. RAZGATLIOGLU	Yamaha YZF R1	20
2	21	M. RINALDI	Ducati Panigale V4R	2.656
3	65	J. REA	Kawasaki ZX-10RR	4.773
4	31	G. GERLOFF	BMW M1000 RR	6.266
5	9	D. PETRUCCI	Ducati Panigale V4R	8.987
6	55	A. LOCATELLI	Yamaha YZF R1	9.740
7	45	S. REDDING	BMW M1000 RR	9.916
8	22	A. LOWES	Kawasaki ZX-10RR	10.760
9	5	P. OETTL	Ducati Panigale V4R	12.623
10	1	A. BAUTISTA	Ducati Panigale V4R	13.250
11	77	D. AEGERTER	Yamaha YZF R1	14.921
12	97	X. VIERGE	Honda CBR1000 RR-R	21.932
13	76	L. BAZ	BMW M1000 RR	22.213
14	7	I. LECUONA	Honda CBR1000 RR-R	24.004
15	87	R. GARDNER	Yamaha YZF R1	25.699
16	60	M. VAN DER MARK	BMW M1000 RR	31.246
17	47	A. BASSANI	Ducati Panigale V4R	35.579
18	35	H. SYHRIN	Honda CBR1000 RR-R	55.958
19	44	L. MAHIAS	Kawasaki ZX-10RR	57.052
20	52	D. KONIG	Kawasaki ZX-10RR	1'01.687
21	38	H. SOOMER	Honda CBR1000 RR-R	1'05.980
RET	28	B. RAY	Yamaha YZF R1	3 Laps
RET	32	I. VINALES	Kawasaki ZX-10RR	9 Laps
RET	34	L. BALDASSARRI	Yamaha YZF R1	12 Laps

SPEED

Pos	Rank	Name	Team	Speed
1	54	T. RAZGATLIOGLU	Yamaha YZF R1	295,9
2	7	I. LECUONA	Honda CBR1000 RR-R	295,1
3	97	X. VIERGE	Honda CBR1000 RR-R	295,1
4	38	H. SOOMER	Honda CBR1000 RR-R	293,5
5	1	A. BAUTISTA	Ducati Panigale V4R	292,7
6	77	D. AEGERTER	Yamaha YZF R1	292,7
7	55	A. LOCATELLI	Yamaha YZF R1	291,9
8	45	S. REDDING	BMW M1000 RR	291,9
9	31	G. GERLOFF	BMW M1000 RR	291,1
10	65	J. REA	Kawasaki ZX-10RR	290,3
11	22	A. LOWES	Kawasaki ZX-10RR	290,3
12	9	D. PETRUCCI	Ducati Panigale V4R	290,3
13	60	M. VAN DER MARK	BMW M1000 RR	289,5
14	21	M. RINALDI	Ducati Panigale V4R	288,8
15	76	L. BAZ	BMW M1000 RR	287,2
16	87	R. GARDNER	Yamaha YZF R1	287,2
17	34	L. BALDASSARRI	Yamaha YZF R1	284,2
18	5	P. OETTL	Ducati Panigale V4R	284,2
19	52	D. KONIG	Kawasaki ZX-10RR	284,2
20	28	B. RAY	Yamaha YZF R1	283,5
21	35	H. SYHRIN	Honda CBR1000 RR-R	283,5
22	47	A. BASSANI	Ducati Panigale V4R	282,7
23	44	L. MAHIAS	Kawasaki ZX-10RR	280,5
24	32	I. VINALES	Kawasaki ZX-10RR	276,2

SEG. 1

1	1	A. BAUTISTA	28.709
2	65	J. REA	28.884
3	31	G. GERLOFF	28.900
4	22	A. LOWES	28.935
5	77	D. AEGERTER	28.937
6	21	M. RINALDI	28.964
7	9	D. PETRUCCI	29.034
8	5	P. OETTL	29.074
9	54	T. RAZGATLIOGLU	29.084
10	55	A. LOCATELLI	29.086
11	97	X. VIERGE	29.112
12	45	S. REDDING	29.139
13	76	L. BAZ	29.163
14	7	I. LECUONA	29.171
15	60	M. VAN DER MARK	29.225
16	87	R. GARDNER	29.271
17	47	A. BASSANI	29.387
18	34	L. BALDASSARRI	29.387
19	28	B. RAY	29.400
20	32	I. VINALES	29.735
21	52	D. KONIG	29.753
22	35	H. SYHRIN	29.761
23	38	H. SOOMER	29.786
24	44	L. MAHIAS	29.831

SEG. 2

1	54	T. RAZGATLIOGLU	21.105
2	21	M. RINALDI	21.245
3	1	A. BAUTISTA	21.258
4	65	J. REA	21.312
5	55	A. LOCATELLI	21.316
6	77	D. AEGERTER	21.316
7	5	P. OETTL	21.360
8	7	I. LECUONA	21.372
9	87	R. GARDNER	21.427
10	97	X. VIERGE	21.428
11	31	G. GERLOFF	21.429
12	45	S. REDDING	21.429
13	22	A. LOWES	21.434
14	9	D. PETRUCCI	21.434
15	76	L. BAZ	21.497
16	34	L. BALDASSARRI	21.532
17	47	A. BASSANI	21.556
18	28	B. RAY	21.636
19	60	M. VAN DER MARK	21.692
20	44	L. MAHIAS	21.778
21	52	D. KONIG	21.859
22	35	H. SYHRIN	21.868
23	38	H. SOOMER	21.879
24	32	I. VINALES	21.971

SEG. 3

1	9	D. PETRUCCI	21.901
2	65	J. REA	21.907
3	54	T. RAZGATLIOGLU	21.914
4	31	G. GERLOFF	21.925
5	21	M. RINALDI	21.952
6	1	A. BAUTISTA	21.963
7	45	S. REDDING	21.969
8	22	A. LOWES	21.977
9	76	L. BAZ	21.984
10	55	A. LOCATELLI	21.991
11	77	D. AEGERTER	22.101
12	5	P. OETTL	22.101
13	97	X. VIERGE	22.110
14	7	I. LECUONA	22.114
15	87	R. GARDNER	22.161
16	60	M. VAN DER MARK	22.189
17	34	L. BALDASSARRI	22.275
18	47	A. BASSANI	22.343
19	28	B. RAY	22.388
20	44	L. MAHIAS	22.431
21	32	I. VINALES	22.437
22	35	H. SYHRIN	22.494
23	52	D. KONIG	22.512
24	38	H. SOOMER	22.576

SEG. 4

1	65	J. REA	24.690
2	1	A. BAUTISTA	24.703
3	22	A. LOWES	24.727
4	54	T. RAZGATLIOGLU	24.732
5	21	M. RINALDI	24.751
6	31	G. GERLOFF	24.814
7	45	S. REDDING	24.825
8	76	L. BAZ	24.857
9	55	A. LOCATELLI	24.916
10	87	R. GARDNER	24.955
11	77	D. AEGERTER	24.967
12	9	D. PETRUCCI	24.972
13	5	P. OETTL	24.990
14	7	I. LECUONA	25.028
15	97	X. VIERGE	25.052
16	28	B. RAY	25.060
17	34	L. BALDASSARRI	25.064
18	47	A. BASSANI	25.123
19	60	M. VAN DER MARK	25.130
20	32	I. VINALES	25.320
21	35	H. SYHRIN	25.325
22	44	L. MAHIAS	25.350
23	38	H. SOOMER	25.371
24	52	D. KONIG	25.463

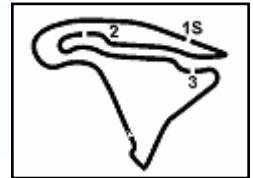
09/09/2023

These data/results cannot be reproduced, stored and/or transmitted in whole or in part by any manner of electronic, mechanical, photocopying, recording, broadcasting or otherwise now known or herein after developed without the previous express consent by the copyright owner, except for reproduction in daily press and regular printed publications on sale to the public within 60 days of the event related to those data/results and always provided that copyright symbol appears together as follows below.

© DORNA WSBK ORGANIZATION Srl 2023

FIGR PERUGIA TIMING





Magny-Cours 4.411 m

Pirelli French Round, 8-10 September 2023

Chronological Analysis Race 1

Start at 14:08'12.739

1 / 5

1° 54 T. RAZGATLIOGLU (1'37.060)							
Lap	Seg1	Seg2	Seg3	Seg4	Lap Time	km/h	Local Time
1		21.492	22.000	25.043	1'37.893	280,5	14:09'50.632
2	29.217	21.156	22.041	24.777	1'37.191	290,3	14:11'27.823
3	29.374	21.275	22.094	24.802	1'37.545	289,5	14:13'05.368
4	29.381	21.180	22.013	24.807	1'37.381	291,9	14:14'42.749
5	29.331	21.343	22.703	24.833	1'38.210	286,5	14:16'20.959
6	29.146	21.293	22.231	24.833	1'37.503	285,0	14:17'58.462
7	29.269	21.340	21.995	24.778	1'37.382	285,7	14:19'35.844
8	29.273	21.351	21.995	24.747	1'37.366	293,5	14:21'13.210
9	29.200	21.307	22.019	24.877	1'37.403	294,3	14:22'50.613
10	29.229	21.105	21.994	24.732	1'37.060	291,9	14:24'27.673
11	29.158	21.205	21.963	24.779	1'37.105	288,8	14:26'04.778
12	29.084	21.398	22.051	24.990	1'37.523	295,9	14:27'42.301
13	29.251	21.144	21.914	24.799	1'37.108	295,1	14:29'19.409
14	29.104	21.527	22.373	24.874	1'37.878	295,9	14:30'57.287
15	29.327	21.110	21.940	24.850	1'37.227	291,1	14:32'34.514
16	29.247	21.314	22.068	24.867	1'37.496	290,3	14:34'12.010
17	29.402	21.386	22.035	24.923	1'37.746	290,3	14:35'49.756
18	29.433	21.382	22.176	24.947	1'37.938	288,8	14:37'27.694
19	29.484	21.465	22.201	25.052	1'38.202	290,3	14:39'05.896
20	29.540	21.389	22.296	25.596	1'38.821	291,9	14:40'44.717
Race Time 32'31.978							

16	29.257	21.534	22.116	24.811	1'37.718	285,7	14:34'15.800
17	29.400	21.595	22.257	24.983	1'38.235	285,7	14:35'54.035
18	29.357	21.657	22.165	25.137	1'38.316	285,0	14:37'32.351
19	29.564	21.518	22.312	25.100	1'38.494	288,0	14:39'10.845
20	29.449	21.588	22.376	25.232	1'38.645	287,2	14:40'49.490
Race Time 32'36.751							

2° 21 M. RINALDI (1'37.081)							
Lap	Seg1	Seg2	Seg3	Seg4	Lap Time	km/h	Local Time
1		21.351	22.218	25.246	1'38.044	275,5	14:09'50.783
2	29.093	21.385	22.027	25.155	1'37.660	280,5	14:11'28.443
3	29.119	21.463	21.978	24.751	1'37.311	271,4	14:13'05.754
4	29.009	21.412	22.029	24.763	1'37.213	277,6	14:14'42.967
5	29.115	21.417	22.228	24.971	1'37.731	283,5	14:16'20.698
6	29.096	21.245	22.313	24.852	1'37.506	284,2	14:17'58.204
7	29.206	21.285	21.996	24.931	1'37.418	285,7	14:19'35.622
8	29.120	21.340	22.060	24.858	1'37.378	285,7	14:21'13.000
9	29.177	21.323	21.952	24.794	1'37.246	288,8	14:22'50.246
10	29.029	21.292	22.064	24.872	1'37.257	286,5	14:24'27.503
11	29.031	21.277	22.012	24.796	1'37.116	285,0	14:26'04.619
12	29.069	21.455	21.954	24.988	1'37.466	282,7	14:27'42.085
13	28.964	21.289	22.032	24.796	1'37.081	285,7	14:29'19.166
14	29.136	21.635	22.035	25.639	1'38.445	280,5	14:30'57.611
15	29.103	21.333	22.109	25.031	1'37.576	282,7	14:32'35.187
16	29.089	21.399	22.184	25.012	1'37.684	279,1	14:34'12.871
17	29.246	21.469	22.292	25.215	1'38.222	275,5	14:35'51.093
18	29.373	21.648	22.242	25.048	1'38.311	271,4	14:37'29.404
19	29.320	21.618	22.236	25.181	1'38.355	274,8	14:39'07.759
20	29.393	21.789	22.597	25.835	1'39.614	273,4	14:40'47.373
Race Time 32'34.634							

4° 31 G. GERLOFF (1'37.302)								
Lap	Seg1	Seg2	Seg3	Seg4	Lap Time	km/h	Local Time	
1			21.746	21.996	25.157	1'38.205	268,7	14:09'50.944
2	29.005	21.535	22.004	25.149	1'37.693	265,4	14:11'28.637	
3	29.032	21.627	22.022	24.814	1'37.495	262,1	14:13'06.132	
4	28.900	21.552	22.004	24.846	1'37.302	273,4	14:14'43.434	
5	29.129	21.850	22.352	25.544	1'38.875	275,5	14:16'22.309	
6	29.117	21.703	22.269	25.109	1'38.198	266,0	14:18'00.507	
7	29.093	21.520	21.984	24.967	1'37.564	272,7	14:19'38.071	
8	29.100	21.429	22.074	24.863	1'37.466	281,3	14:21'15.537	
9	29.007	21.598	21.925	25.154	1'37.684	271,4	14:22'53.221	
10	29.106	21.465	22.051	25.310	1'37.932	277,6	14:24'31.153	
11	29.088	21.489	22.230	25.087	1'37.894	274,8	14:26'09.047	
12	29.226	21.463	21.992	25.070	1'37.751	278,4	14:27'46.798	
13	29.001	21.943	22.187	24.930	1'38.061	291,1	14:29'24.859	
14	29.112	21.622	22.161	25.106	1'38.001	272,0	14:31'02.860	
15	29.105	21.642	22.134	25.054	1'37.935	280,5	14:32'40.795	
16	29.041	21.452	22.181	25.079	1'37.753	278,4	14:34'18.548	
17	29.173	21.570	22.259	25.130	1'38.132	283,5	14:35'56.680	
18	29.071	21.645	22.018	25.234	1'37.968	279,8	14:37'34.648	
19	29.192	21.761	22.086	25.017	1'38.056	274,1	14:39'12.704	
20	29.208	21.546	22.201	25.324	1'38.279	282,0	14:40'50.983	
Race Time 32'38.244								

3° 65 J. REA (1'37.213)							
Lap	Seg1	Seg2	Seg3	Seg4	Lap Time	km/h	Local Time
1		22.300	22.225	24.918	1'38.900	272,7	14:09'51.639
2	29.120	21.598	21.907	24.736	1'37.361	269,3	14:11'29.000
3	28.884	21.645	22.101	24.712	1'37.342	269,3	14:13'06.342
4	28.970	21.516	21.967	24.814	1'37.267	274,8	14:14'43.609
5	29.126	21.597	22.383	25.260	1'38.366	282,0	14:16'21.975
6	29.266	21.516	22.080	24.690	1'37.552	282,0	14:17'59.527
7	29.095	21.468	22.011	24.762	1'37.336	285,0	14:19'36.863
8	29.196	21.628	22.083	24.717	1'37.624	288,0	14:21'14.487
9	29.272	21.370	21.955	24.741	1'37.338	285,0	14:22'51.825
10	29.170	21.312	22.026	24.705	1'37.213	285,7	14:24'29.038
11	29.171	21.502	21.983	24.836	1'37.492	287,2	14:26'06.530
12	29.295	21.762	22.189	24.974	1'38.220	287,2	14:27'44.750
13	29.308	21.421	22.104	24.947	1'37.780	288,0	14:29'22.530
14	29.311	21.607	21.990	24.959	1'37.867	287,2	14:31'00.397
15	29.214	21.513	22.111	24.847	1'37.685	290,3	14:32'38.082

5° 9 D. PETRUCCI (1'37.566)								
Lap	Seg1	Seg2	Seg3	Seg4	Lap Time	km/h	Local Time	
1			22.164	22.253	25.212	1'39.762	254,7	14:09'52.501
2	29.078	21.870	21.963	25.051	1'37.962	262,8	14:11'30.463	
3	29.083	21.683	22.022	25.011	1'37.799	268,0	14:13'08.262	
4	29.153	21.548	22.041	25.007	1'37.749	270,0	14:14'46.011	
5	29.060	21.624	22.195	25.136	1'38.015	276,2	14:16'24.026	
6	29.079	21.511	22.002	25.125	1'37.717	282,7	14:18'01.743	
7	29.225	21.602	22.040	25.130	1'37.997	279,8	14:19'39.740	
8	29.256	21.611	22.118	25.160	1'38.145	282,0	14:21'17.885	
9	29.034	21.519	21.993	25.020	1'37.566	288,8	14:22'55.451	
10	29.138	21.446	21.942	25.113	1'37.639	285,0	14:24'33.090	
11	29.131	21.742	21.901	24.972	1'37.746	290,3	14:26'10.836	
12	29.187	21.621	22.062	25.139	1'38.009	276,2	14:27'48.845	
13	29.156	21.499	22.039	25.079	1'37.773	279,8	14:29'26.618	
14	29.112	21.517	22.025	25.218	1'37.872	274,8	14:31'04.490	
15	29.094	21.676	22.223	25.047	1'38.040	281,3	14:32'42.530	
16	29.091	21.743	22.036	25.063	1'37.933	281,3	14:34'20.463	
17	29.118	21.588	22.570	25.663	1'38.939	283,5	14:35'59.402	
18	29.276	21.434	22.142	25.102	1'37.954	278,4	14:37'37.356	
19	29.342	21.481	22.152	25.178	1'38.153	285,7	14:39'15.509	
20	29.289	21.524	22.152	25.230	1'38.195	288,8	14:40'53.704	
Race Time 32'40.965								

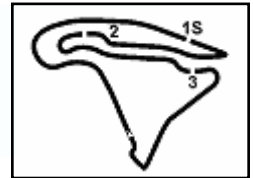
6° 55 A. LOCATELLI (1'37.666)								
Lap	Seg1	Seg2	Seg3	Seg4	Lap Time	km/h	Local Time	
1			22.155	22.166	25.046	1'39.407	262,1	14:09'52.146
2	29.216	21.615	22.121	25.017	1'37.969	267,3	14:11'30.115	
3	29.122	21.653	22.107	24.916	1'37.798	266,7	14:13'07.913	
4	29.086	21.355	22.169	25.082	1'37.692	276,2	14:14'45.605	
5	29.089	21.587	21.991	24.999	1'37.666	275,5	14:16'23.271	
6	29.129	21.501	22.127	25.207	1'37.964	274,8	14:18'01.235	
7	29.223	21.434	22.153	25.062	1'37.872	278,4	14:19'39.107	
8	29.298	21.382	22.160	24.979	1'37.819	287,2	14:21'16.926	
9	29.292	21.348	22.096	25.000	1'37.736	284,2	14:22'54.662	

09/09/2023

P = Pits In/Dut - C = Lap Time Cancelled

These data/results cannot be reproduced, stored and/or transmitted in whole or in part by any manner of electronic, mechanical, photocopying, recording, broadcasting or otherwise now known or herein after developed without the previous express consent by the copyright owner, except for reproduction in daily press and regular printed publications on sale to the public within 60 days of the event related to those data/results and always provided that copyright symbol appears together as follows below.

© DORNA WSBK ORGANIZATION Srl 2023



Magny-Cours 4.411 m

Pirelli French Round, 8-10 September 2023

Chronological Analysis Race 1

Start at 14:08:12.739

2 / 5

Lap	Seg1	Seg2	Seg3	Seg4	Lap Time	km/h	Local Time											
10	29.285	21.656	22.138	24.998	1'38.077	284,2	14:24'32.739	4	29.120	21.502	22.132	25.027	1'37.781	273,4	14:14'46.499			
11	29.118	21.319	22.204	25.077	1'37.718	291,9	14:26'10.457	5	29.074	21.442	22.214	25.094	1'37.824	270,7	14:16'24.323			
12	29.396	21.480	22.190	25.074	1'38.140	285,0	14:27'48.597	6	29.142	21.574	22.250	25.143	1'38.109	269,3	14:18'02.432			
13	29.199	21.316	22.238	25.001	1'37.754	287,2	14:29'26.351	7	29.194	21.699	22.271	25.107	1'38.271	270,0	14:19'40.703			
14	29.198	21.453	22.092	25.206	1'37.949	282,0	14:31'04.300	8	29.127	21.558	22.187	25.016	1'37.888	272,0	14:21'18.591			
15	29.163	21.638	22.095	25.058	1'37.954	282,0	14:32'42.254	9	29.168	21.667	22.170	25.071	1'38.076	264,1	14:22'56.667			
16	29.184	21.406	22.307	25.047	1'37.944	282,7	14:34'20.198	10	29.178	21.652	22.173	25.323	1'38.326	273,4	14:24'34.993			
17	29.272	21.461	22.725	25.394	1'38.852	286,5	14:35'59.050	11	29.208	21.691	22.274	25.165	1'38.338	264,1	14:26'13.331			
18	29.323	21.438	22.531	25.210	1'38.502	286,5	14:37'37.552	12	29.135	21.467	22.101	25.018	1'37.721	284,2	14:27'51.052			
19	29.227	21.557	22.247	25.213	1'38.244	275,5	14:39'15.796	13	29.158	21.360	22.178	25.168	1'37.864	279,8	14:29'28.916			
20	29.177	21.582	22.278	25.624	1'38.661	279,1	14:40'54.457	14	29.185	21.377	22.148	25.071	1'37.781	280,5	14:29'06.697			

Race Time 32'41.718

7° 45 S. REDDING (1'37.591)							
Lap	Seg1	Seg2	Seg3	Seg4	Lap Time	km/h	Local Time
1		21.737	22.224	24.980	1'39.128	262,8	14:09'51.867
2	29.201	21.675	22.042	24.918	1'37.836	273,4	14:11'29.703
3	29.139	21.623	21.991	24.969	1'37.722	276,2	14:13'07.425
4	29.171	21.530	22.004	25.281	1'37.986	275,5	14:14'45.411
5	29.226	21.761	22.088	25.031	1'38.106	286,5	14:16'23.517
6	29.457	21.891	22.003	25.088	1'38.439	288,0	14:18'01.956
7	29.589	21.596	22.123	25.041	1'38.349	276,2	14:19'40.305
8	29.387	21.429	21.969	25.113	1'37.898	285,7	14:21'18.203
9	29.334	21.580	22.081	25.033	1'38.028	278,4	14:22'56.231
10	29.335	21.554	22.250	25.127	1'38.266	283,5	14:24'34.497
11	29.270	21.453	22.034	24.834	1'37.591	291,1	14:26'12.088
12	29.258	21.652	21.977	24.825	1'37.712	289,5	14:27'49.800
13	29.320	21.633	22.054	24.931	1'37.938	291,9	14:29'27.738
14	29.326	21.446	22.007	24.927	1'37.706	284,2	14:31'05.444
15	29.248	21.539	22.029	24.985	1'37.801	290,3	14:32'43.245
16	29.345	21.544	22.162	24.993	1'38.044	282,0	14:34'21.289
17	29.415	21.528	22.268	25.144	1'38.355	282,0	14:35'59.644
18	29.350	21.632	22.147	25.210	1'38.339	275,5	14:37'37.983
19	29.433	21.538	22.221	25.014	1'38.206	280,5	14:39'16.189
20	29.265	21.509	22.054	25.616	1'38.444	282,0	14:40'54.633

Race Time 32'41.894

8° 22 A. LOWES (1'37.317)							
Lap	Seg1	Seg2	Seg3	Seg4	Lap Time	km/h	Local Time
1		21.889	22.276	24.880	1'38.782	258,4	14:09'51.521
2	29.294	21.795	21.977	24.912	1'37.978	272,0	14:11'29.499
3	28.935	21.630	22.076	24.744	1'37.385	264,7	14:13'06.884
4	28.997	21.502	22.091	24.727	1'37.317	272,0	14:14'44.201
5	28.943	21.509	22.254	25.258	1'37.964	274,1	14:16'22.165
6	29.142	21.748	22.053	24.817	1'37.760	282,0	14:17'59.925
7	29.025	21.477	22.056	24.871	1'37.429	272,7	14:19'37.354
8	29.147	21.557	22.115	24.929	1'37.748	290,3	14:21'15.102
9	29.093	21.434	22.023	24.898	1'37.448	286,5	14:22'52.550
10	29.318	21.612	22.265	24.963	1'38.158	279,8	14:24'30.708
11	29.291	21.552	22.183	24.957	1'37.983	288,0	14:26'08.691
12	29.245	21.519	22.120	24.950	1'37.834	287,2	14:27'46.525
13	29.286	21.524	22.063	24.824	1'37.697	282,0	14:29'24.222
14	29.215	21.514	22.168	24.984	1'37.881	285,0	14:31'02.103
15	29.122	21.483	22.106	24.926	1'37.637	289,5	14:32'39.740
16	29.423	21.570	22.126	25.081	1'38.200	285,0	14:34'17.940
17	29.392	21.450	22.265	24.880	1'37.987	288,0	14:35'55.927
18	29.349	21.479	22.271	24.928	1'38.027	288,8	14:37'33.954
19	29.846	22.181	24.170	26.714	1'42.911	274,1	14:39'16.865
20	29.408	21.647	22.407	25.150	1'38.612	280,5	14:40'55.477

Race Time 32'42.738

9° 5 P. OETTL (1'37.721)							
Lap	Seg1	Seg2	Seg3	Seg4	Lap Time	km/h	Local Time
1		22.156	22.267	25.199	1'40.120	243,8	14:09'52.859
2	29.170	21.604	22.212	25.027	1'38.013	266,7	14:11'30.872
3	29.098	21.656	22.102	24.990	1'37.846	266,7	14:13'08.718

10° 1 A. BAUTISTA (1'36.911)							
Lap	Seg1	Seg2	Seg3	Seg4	Lap Time	km/h	Local Time
1		21.374	22.119	25.223	1'37.811	285,0	14:09'50.550
2	28.983	21.288	22.108	25.436	1'37.815	287,2	14:11'28.365
3	28.972	39.022	22.067	24.858	1'54.919	276,2	14:13'23.284
4	28.986	21.350	22.113	24.746	1'37.195	285,0	14:15'00.479
5	28.755	21.324	22.250	25.051	1'37.380	283,5	14:16'37.859
6	29.234	21.380	22.015	24.791	1'37.420	286,5	14:18'15.279
7	28.735	21.488	21.985	24.703	1'36.911	289,5	14:19'52.190
8	28.889	21.557	21.963	24.962	1'37.371	292,7	14:21'29.561
9	28.816	21.516	22.439	24.771	1'37.542	285,7	14:23'07.103
10	28.866	21.409	22.040	24.818	1'37.133	282,7	14:24'44.236
11	28.783	21.371	22.010	25.034	1'37.198	283,5	14:26'21.434
12	28.779	21.345	21.985	25.332	1'37.441	286,5	14:27'58.875
13	29.205	21.258	22.102	24.880	1'37.445	288,0	14:29'36.320
14	28.866	21.418	22.098	24.954	1'37.336	283,5	14:31'13.656
15	28.709	21.476	22.380	25.004	1'37.569	281,3	14:32'51.225
16	28.791	21.599	22.118	24.900	1'37.408	281,3	14:34'28.633
17	29.054	21.304	22.049	24.935	1'37.342	288,0	14:36'05.975
18	28.935	21.318	22.030	25.079	1'37.362	288,0	14:37'43.337
19	28.858	21.341	22.264	24.882	1'37.345	288,0	14:39'20.682
20	28.823	21.419	22.057	24.986	1'37.285	289,5	14:40'57.967

Race Time 32'45.228

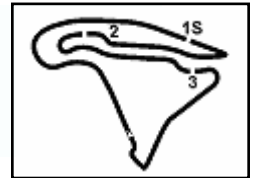
11° 77 D. AEGERTER (1'37.466)							
Lap	Seg1	Seg2	Seg3	Seg4	Lap Time	km/h	Local Time
1		22.536	22.421	25.311	1'41.007	235,8	14:09'53.746
2	29.142	21.783	22.285	24.967	1'38.177	271,4	14:11'31.923
3	29.088	21.668	22.101	24.978	1'37.835	272,0	14:13'09.758
4	28.952	21.601	22.253	25.138	1'37.944	275,5	14:14'47.702
5	28.937	21.325	22.137	25.067	1'37.466	289,5	14:16'25.168
6	29.055	21.526	22.134	25.138	1'37.853	275,5	14:18'03.021
7	29.125	21.648	22.265	25.099	1'38.137	262,8	14:19'41.158
8	29.174	21.545	22.200	25.122	1'38.041	283,5	14:21'19.199
9	29.073	21.559	22.226	25.193	1'38.051	274,8	14:22'57.250
10	29.196	21.523	22.174	25.240	1'38.133	272,7	14:24'35.383
11	29.122	21.730	22.335	25.401	1'38.588	264,1	14:26'13.971
12	29.091	21.674	22.530	25.266	1'38.561	270,0	14:27'52.532
13	28.961	21.316	22.263	25.175	1'37.715	288,8	14:29'30.247
14	29.180	21.561	22.246	25.097	1'38.084	285,0	14:31'08.331
15	29.017	21.336	22.265	25.255	1'37.873	292,7	14:32'46.204
16	29.143	21.484	22.471	25.200	1'38.298	288,8	14:34'24.502
17	29.208	21.726	22.574	25.141	1'38.649	274,8	14:36'03.151
18	29.268	21.758	22.473	25.361	1'38.860	277,6	14:37'42.011
19	29.250	21.520	22.391	25.155	1'38.316	290,3	14:39'20.327
20	29.260	21.748	22.739	25.564	1'39.311	276,9	14:40'59.638

09/09/2023

P = Pits In/Out - C = Lap Time Cancelled

These data/results cannot be reproduced, stored and/or transmitted in whole or in part by any manner of electronic, mechanical, photocopying, recording, broadcasting or otherwise now known or herein after developed without the previous express consent by the copyright owner, except for reproduction in daily press and regular printed publications on sale to the public within 60 days of the event related to those data/results and always provided that copyright symbol appears together as follows below.

© DORNA WSBK ORGANIZATION Srl 2023



Pirelli French Round, 8-10 September 2023

Chronological Analysis Race 1

Start at 14:08'12.739

3 / 5

12° 97 X. VIERGE [1'37.917]							
Lap	Seg1	Seg2	Seg3	Seg4	Lap Time	km/h	Local Time
1		22.450	23.052	25.272	1'41.961	248,8	14:09'54.700
2	29.343	21.946	22.294	25.257	1'38.840	269,3	14:11'33.540
3	29.246	21.900	22.316	25.079	1'38.541	270,7	14:13'12.081
4	29.179	21.686	22.494	25.115	1'38.474	269,3	14:14'50.555
5	29.257	21.619	22.246	25.193	1'38.315	287,2	14:16'28.870
6	29.306	21.720	22.296	25.305	1'38.627	282,7	14:18'07.497
7	29.246	21.675	22.334	25.133	1'38.388	285,7	14:19'45.885
8	29.274	21.428	22.263	25.134	1'38.099	295,1	14:21'23.984
9	29.233	21.598	22.204	25.320	1'38.355	288,0	14:23'02.339
10	29.317	21.528	22.110	25.118	1'38.073	288,8	14:24'40.412
11	29.112	21.451	22.302	25.052	1'37.917	291,9	14:26'18.329
12	29.181	21.767	22.350	25.094	1'38.392	286,5	14:27'56.721
13	29.221	21.499	22.217	25.263	1'38.200	288,8	14:29'34.921
14	29.256	21.543	22.132	25.175	1'38.106	288,0	14:31'13.027
15	29.122	21.554	22.183	25.591	1'38.450	292,7	14:32'51.477
16	29.201	21.716	22.358	25.325	1'38.600	280,5	14:34'30.077
17	29.359	21.706	22.566	25.507	1'39.138	273,4	14:36'09.215
18	29.289	22.070	22.462	25.440	1'39.261	274,1	14:37'48.476
19	29.335	22.135	22.418	25.437	1'39.325	279,1	14:39'27.801
20	29.309	21.813	22.298	25.428	1'38.848	279,8	14:41'06.649

Race Time 32'46.899

15	29.274	21.567	22.408	25.320	1'38.569	292,7	14:32'50.537
16	29.302	21.973	22.457	25.427	1'39.159	286,5	14:34'29.696
17	29.383	21.615	22.506	25.492	1'38.996	289,5	14:36'08.692
18	29.462	21.911	22.491	25.436	1'39.300	289,5	14:37'47.992
19	29.567	21.846	22.444	25.593	1'39.450	291,1	14:39'27.442
20	29.638	22.177	22.583	26.881	1'41.279	288,0	14:41'08.721

Race Time 32'55.982

13° 76 L. BAZ [1'37.656]							
Lap	Seg1	Seg2	Seg3	Seg4	Lap Time	km/h	Local Time
1		21.831	21.984	25.036	1'38.488	263,4	14:09'51.227
2	29.363	21.522	21.997	25.137	1'38.019	271,4	14:11'29.246
3	29.241	21.765	22.028	24.901	1'37.935	264,1	14:13'07.181
4	29.163	21.565	22.071	24.857	1'37.656	276,2	14:14'44.837
5	29.181	21.497	22.130	25.061	1'37.869	282,0	14:16'22.706
6	29.257	21.710	22.161	25.216	1'38.344	276,9	14:18'01.050
7	29.355	21.799	22.154	25.024	1'38.332	280,5	14:19'39.382
8	29.310	21.585	22.226	25.091	1'38.212	282,7	14:21'17.594
9	29.308	21.739	22.096	25.084	1'38.227	279,8	14:22'55.821
10	29.217	21.905	22.320	25.520	1'38.962	279,8	14:24'34.783
11	29.286	21.785	22.538	25.261	1'38.870	285,7	14:26'13.653
12	29.221	21.697	22.451	26.151	1'39.520	282,7	14:27'53.173
13	29.595	21.618	22.313	25.302	1'38.828	282,0	14:29'32.001
14	29.434	21.825	22.262	25.364	1'38.885	284,2	14:31'10.886
15	29.412	21.655	22.350	25.574	1'38.991	287,2	14:32'49.877
16	29.656	21.760	22.549	25.218	1'39.183	282,7	14:34'29.060
17	29.627	21.741	23.072	25.449	1'39.889	284,2	14:36'08.949
18	29.481	21.970	22.343	25.430	1'39.224	277,6	14:37'48.173
19	29.603	21.928	22.435	25.390	1'39.356	278,4	14:39'27.529
20	29.614	21.901	22.396	25.490	1'39.401	281,3	14:41'06.930

Race Time 32'54.191

15° 87 R. GARDNER [1'38.219]							
Lap	Seg1	Seg2	Seg3	Seg4	Lap Time	km/h	Local Time
1		22.463	22.477	25.649	1'41.520	242,2	14:09'54.259
2	29.528	21.788	22.161	25.124	1'38.601	269,3	14:11'32.860
3	29.271	21.825	22.259	25.281	1'38.636	275,5	14:13'11.496
4	29.346	21.639	22.509	25.093	1'38.587	266,0	14:14'50.083
5	29.407	21.547	22.381	25.160	1'38.495	278,4	14:16'28.578
6	29.487	21.942	22.337	25.259	1'39.025	276,9	14:18'07.603
7	29.348	21.675	22.357	25.232	1'38.612	274,8	14:19'46.215
8	29.388	21.554	22.193	25.200	1'38.335	285,0	14:21'24.550
9	29.377	21.787	22.667	24.955	1'38.786	267,3	14:23'03.336
10	29.388	21.608	22.285	25.196	1'38.477	279,8	14:24'41.813
11	29.488	21.427	22.176	25.128	1'38.219	285,0	14:26'20.032
12	29.456	21.683	22.229	25.261	1'38.629	281,3	14:27'58.661
13	29.869	21.538	22.256	25.267	1'38.930	279,1	14:29'37.591
14	29.478	21.667	22.366	25.153	1'38.664	283,5	14:31'16.255
15	29.399	21.609	22.288	25.106	1'38.402	279,8	14:32'54.657
16	29.506	21.671	22.565	25.061	1'38.803	283,5	14:34'33.460
17	29.624	21.564	22.494	25.327	1'39.009	287,2	14:36'12.469
18	29.676	21.817	22.573	25.212	1'39.278	279,8	14:37'51.747
19	29.786	21.694	22.658	25.262	1'39.400	282,0	14:39'31.147
20	29.563	21.764	22.428	25.514	1'39.269	282,7	14:41'10.416

Race Time 32'57.677

14° 71. LECUONA [1'37.941]							
Lap	Seg1	Seg2	Seg3	Seg4	Lap Time	km/h	Local Time
1		22.163	22.455	25.555	1'41.185	254,1	14:09'53.924
2	29.407	21.787	22.338	25.097	1'38.629	283,5	14:11'32.553
3	29.171	21.597	22.145	25.028	1'37.941	281,3	14:13'10.494
4	29.259	21.509	22.146	25.032	1'37.946	288,0	14:14'48.440
5	29.205	21.372	22.867	25.081	1'38.525	295,1	14:16'26.965
6	29.359	21.537	22.392	25.089	1'38.377	290,3	14:18'05.342
7	29.331	21.555	22.285	25.059	1'38.230	291,1	14:19'43.572
8	29.342	21.521	22.274	25.030	1'38.167	292,7	14:21'21.739
9	29.334	21.827	22.153	25.210	1'38.524	281,3	14:23'00.263
10	29.307	21.588	22.174	25.102	1'38.171	288,8	14:24'38.434
11	29.256	21.488	22.114	25.219	1'38.077	292,7	14:26'16.511
12	29.265	21.793	22.464	25.311	1'38.833	292,7	14:27'55.344
13	29.350	21.595	22.145	25.201	1'38.291	291,1	14:29'33.635
14	29.267	21.639	22.126	25.301	1'38.333	288,8	14:31'11.968

16° 60 M. VAN DER MARK [1'38.428]							
Lap	Seg1	Seg2	Seg3	Seg4	Lap Time	km/h	Local Time
1		22.514	22.382	25.214	1'40.428	252,9	14:09'53.167
2	29.424	21.973	22.476	25.332	1'39.205	274,8	14:11'32.372
3	29.378	22.036	22.257	25.233	1'38.904	273,4	14:13'11.276
4	29.410	21.692	23.166	25.231	1'39.499	282,7	14:14'50.775
5	29.240	21.757	22.318	25.173	1'38.488	276,2	14:16'29.263
6	29.225	21.795	22.354	25.249	1'38.623	272,7	14:18'07.886
7	29.323	21.828	22.298	25.281	1'38.730	272,0	14:19'46.616
8	29.245	21.864	22.189	25.130	1'38.428	282,7	14:21'25.044
9	29.385	22.019	22.289	25.200	1'38.893	266,7	14:23'03.937
10	29.315	21.887	22.360	25.373	1'38.935	277,6	14:24'42.872
11	29.463	21.997	22.582	25.198	1'39.240	289,5	14:26'22.112
12	29.314	21.867	22.571	25.385	1'39.137	282,7	14:28'01.249
13	29.368	21.725	22.258	25.519	1'38.870	285,0	14:29'40.119
14	29.352	21.854	22.364	25.156	1'38.726	284,2	14:31'18.845
15	29.401	21.977	22.311	25.318	1'39.007	282,7	14:32'57.852
16	29.466	21.867	22.599	25.216	1'39.148	281,3	14:34'37.000
17	29.680	22.051	22.518	25.445	1'39.694	282,0	14:36'16.694
18	29.588	21.958	22.563	25.517	1'39.626	283,5	14:37'56.320
19	29.514	21.998	22.681	25.548	1'39.741	285,0	14:39'36.061
20	29.508	22.019	22.802	25.573	1'39.902	285,7	14:41'15.963

Race Time 33'03.224

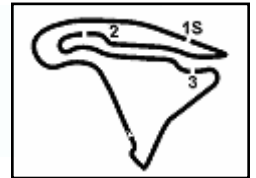
17° 47 A. BASSANI [1'38.667]							
Lap	Seg1	Seg2	Seg3	Seg4	Lap Time	km/h	Local Time
1		22.481	22.818	25.369	1'41.694	248,3	14:09'54.433
2	29.424	21.811	22.343	25.138	1'38.716	269,3	14:11'33.149
3	29.387	21.772	22.381	25.127	1'38.667	268,0	14:13'11.816
4	29.449	22.060	22.580	25.315	1'39.404	256,5	14:14'51.220
5	29.734	21.838	22.530	25.170	1'39.272	254,1	14:16'30.492
6	29.835	21.995	22.561	25.306	1'39.697	266,0	14:18'10.189
7	29.623	21.689	22.441	25.253	1'39.006	274,1	14:19'49.195
8	29.701	21.592	22.509	25.167	1'38.969	287,2	14:21'28.164

09/09/2023

P = Pits In/Out - C = Lap Time Cancelled

These data/results cannot be reproduced, stored and/or transmitted in whole or in part by any manner of electronic, mechanical, photocopying, recording, broadcasting or otherwise now known or herein after developed without the previous express consent by the copyright owner, except for reproduction in daily press and regular printed publications on sale to the public within 60 days of the event related to those data/results and always provided that copyright symbol appears together as follows below.

© DORNA WSBK ORGANIZATION Srl 2023



Magny-Cours 4.411 m

Pirelli French Round, 8-10 September 2023

Chronological Analysis Race 1

Start at 14:08'12.739

4 / 5

9	29.704	21.912	22.738	25.165	1'39.519	278,4	14:23'07.683	3	29.893	22.236	23.055	25.762	1'40.946	272,7	14:13'18.100
10	29.585	21.658	22.841	25.184	1'39.268	279,1	14:24'46.951	4	29.859	22.074	22.655	25.513	1'40.101	257,8	14:14'58.201
11	29.425	21.768	22.510	25.165	1'38.868	281,3	14:26'25.819	5	29.841	22.234	22.740	25.699	1'40.514	272,0	14:16'38.715
12	29.550	21.791	22.393	25.167	1'38.901	278,4	14:28'04.720	6	29.891	22.112	22.583	25.759	1'40.345	269,3	14:18'19.060
13	29.612	21.566	22.535	25.310	1'39.013	282,7	14:29'43.733	7	29.859	22.195	22.592	25.463	1'40.109	272,0	14:19'59.169
14	29.605	21.835	22.500	25.123	1'39.063	281,3	14:31'22.796	8	29.810	22.040	22.524	25.480	1'39.854	272,7	14:21'39.023
15	29.566	21.609	23.320	25.366	1'39.861	282,0	14:33'02.657	9	29.913	22.235	22.670	25.465	1'40.283	269,3	14:23'19.306
16	29.501	21.803	22.789	25.246	1'39.339	280,5	14:34'41.996	10	29.888	22.164	22.605	25.512	1'40.169	268,0	14:24'59.475
17	29.751	21.823	22.625	25.361	1'39.560	277,6	14:36'21.556	11	29.753	22.314	23.178	25.661	1'40.906	264,7	14:26'40.381
18	29.651	21.807	22.523	25.420	1'39.401	277,6	14:38'00.957	12	29.881	22.140	22.808	25.833	1'40.662	277,6	14:28'21.043
19	30.042	21.785	22.746	25.375	1'39.948	279,1	14:39'40.905	13	30.097	22.095	22.722	25.542	1'40.456	278,4	14:30'01.499
20	29.607	21.781	22.621	25.382	1'39.391	282,7	14:41'20.296	14	30.122	22.081	22.699	25.503	1'40.405	281,3	14:31'41.904

Race Time 33'07.557

18° 35 H. SYAHRIN [1'39.741]

Lap	Seg.1	Seg.2	Seg.3	Seg.4	Lap Time	km/h	Local Time
1		22.761	22.733	25.958	1'43.436	231,8	14:09'56.175
2	29.925	22.030	22.545	25.382	1'39.882	264,1	14:11'36.057
3	29.800	22.062	22.524	25.880	1'40.266	266,7	14:13'16.323
4	30.016	22.098	22.736	25.543	1'40.393	276,9	14:14'56.716
5	30.075	22.070	23.153	26.165	1'41.463	279,8	14:16'38.179
6	29.944	22.247	22.619	25.609	1'40.419	270,7	14:18'18.598
7	29.897	22.082	22.623	25.453	1'40.055	272,7	14:19'58.653
8	29.761	22.196	22.494	25.582	1'40.033	268,7	14:21'38.686
9	29.815	22.317	22.621	25.409	1'40.162	267,3	14:23'18.848
10	29.866	22.279	22.574	25.512	1'40.231	264,7	14:24'59.079
11	29.806	22.480	22.809	25.385	1'40.480	257,1	14:26'39.559
12	29.819	21.962	22.585	25.375	1'39.741	282,0	14:28'19.300
13	29.946	22.022	22.551	25.524	1'40.043	276,2	14:29'59.343
14	29.911	21.926	22.605	25.325	1'39.767	275,5	14:31'39.110
15	29.788	22.106	22.635	25.350	1'39.879	268,0	14:33'18.989
16	29.797	22.312	22.959	25.842	1'40.910	268,7	14:34'59.899
17	29.933	22.111	22.788	25.516	1'40.348	283,5	14:36'40.247
18	30.158	21.995	22.830	25.471	1'40.454	276,9	14:38'20.701
19	30.024	21.900	22.713	25.531	1'40.168	277,6	14:40'00.869
20	29.906	21.868	22.685	25.347	1'39.806	279,8	14:41'40.675

Race Time 33'27.936

19° 44 L. MAHIAS [1'39.732]

Lap	Seg.1	Seg.2	Seg.3	Seg.4	Lap Time	km/h	Local Time
1		22.768	22.762	25.857	1'42.910	245,5	14:09'55.649
2	29.849	22.197	22.459	25.398	1'39.903	259,0	14:11'35.552
3	29.831	21.938	22.847	26.613	1'41.229	266,0	14:13'16.781
4	29.976	21.926	22.749	25.515	1'40.166	280,5	14:14'56.947
5	30.005	22.082	22.853	25.416	1'40.356	267,3	14:16'37.303
6	29.996	22.004	22.628	25.383	1'40.011	261,5	14:18'17.314
7	29.932	22.114	22.661	25.617	1'40.324	274,8	14:19'57.638
8	30.122	22.291	22.557	25.467	1'40.437	275,5	14:21'38.075
9	29.855	22.200	22.468	25.472	1'39.995	262,8	14:23'18.070
10	30.183	22.082	22.713	25.385	1'40.363	259,0	14:24'58.433
11	30.235	22.064	22.431	25.483	1'40.213	277,6	14:26'38.646
12	29.868	21.945	22.569	25.350	1'39.732	275,5	14:28'18.378
13	30.079	21.778	22.637	25.573	1'40.067	279,8	14:29'58.445
14	29.859	22.105	22.658	25.378	1'40.000	277,6	14:31'38.445
15	29.927	21.992	22.628	25.607	1'40.154	277,6	14:33'18.599
16	30.091	22.287	22.894	25.788	1'41.060	274,1	14:34'59.659
17	30.274	22.169	22.824	25.554	1'40.821	263,4	14:36'40.480
18	30.121	22.210	22.743	25.481	1'40.555	263,4	14:38'21.035
19	29.977	22.027	22.680	25.476	1'40.160	268,7	14:40'01.195
20	30.021	22.053	22.651	25.849	1'40.574	274,8	14:41'41.769

Race Time 33'29.030

20° 52 O. KONIG [1'39.854]

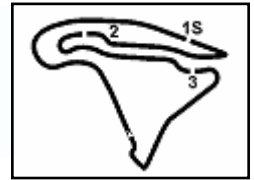
Lap	Seg.1	Seg.2	Seg.3	Seg.4	Lap Time	km/h	Local Time
1		22.955	22.940	25.916	1'44.047	232,3	14:09'56.786
2	30.022	22.339	22.512	25.495	1'40.368	261,5	14:11'37.154

09/09/2023

P = Pits In/Out - C = Lap Time Cancelled

These data/results cannot be reproduced, stored and/or transmitted in whole or in part by any manner of electronic, mechanical, photocopying, recording, broadcasting or otherwise now known or herein after developed without the previous express consent by the copyright owner, except for reproduction in daily press and regular printed publications on sale to the public within 60 days of the event related to those data/results and always provided that copyright symbol appears together as follows below.

© DORNA WSBK ORGANIZATION Srl 2023



Pirelli French Round, 8-10 September 2023

Chronological Analysis Race 1

Start at 14:08'12.739

32 I. VINALES [1'39.923]							
Lap	Seg.1	Seg.2	Seg.3	Seg.4	Lap Time	km/h	Local Time
1		22.581	22.806	26.374	1'43.637	239,5	14:09'56.376
2	29.998	22.166	22.439	25.379	1'39.982	257,8	14:11'36.358
3	29.735	22.093	22.466	26.301	1'40.595	260,9	14:13'16.953
4	30.038	22.024	22.554	25.627	1'40.243	270,0	14:14'57.196
5	29.858	22.225	22.834	25.513	1'40.430	263,4	14:16'37.626
6	30.007	21.971	22.506	25.541	1'40.025	268,7	14:18'17.651
7	29.947	22.028	22.544	25.654	1'40.173	271,4	14:19'57.824
8	29.996	22.039	22.489	25.399	1'39.923	272,0	14:21'37.747
9	30.119	22.047	22.437	25.446	1'40.049	274,1	14:23'17.796
10	30.378	22.041	22.683	25.320	1'40.422	276,2	14:24'58.218
11	30.584	22.428	24.201	29.204	1'46.417P	252,9	14:26'44.635

Race Time 18'31.896

34 L. BALDASSARRI [1'38.515]							
Lap	Seg.1	Seg.2	Seg.3	Seg.4	Lap Time	km/h	Local Time
1		22.287	22.812	26.245	1'43.045	243,8	14:09'55.784
2	29.731	21.797	22.294	25.255	1'39.077	265,4	14:11'34.861
3	29.546	21.532	22.275	25.162	1'38.515	284,2	14:13'13.376
4	29.497	21.691	22.279	25.369	1'38.836	270,7	14:14'52.212
5	29.453	21.687	22.304	25.261	1'38.705	277,6	14:16'30.917
6	29.387	21.752	22.318	25.064	1'38.521	275,5	14:18'09.438
7	29.592	21.664	22.319	25.292	1'38.867	282,7	14:19'48.305
8	1'41.494	57.526	32.424	34.389	3'45.833P	220,9	14:23'34.138

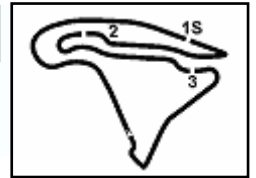
Race Time 15'21.399

09/09/2023

P = Pits In/Dut - C = Lap Time Cancelled

These data/results cannot be reproduced, stored and/or transmitted in whole or in part by any manner of electronic, mechanical, photocopying, recording, broadcasting or otherwise now known or herein after developed without the previous express consent by the copyright owner, except for reproduction in daily press and regular printed publications on sale to the public within 60 days of the event related to those data/results and always provided that copyright symbol appears together as follows below.

© DORNA WSBK ORGANIZATION Srl 2023

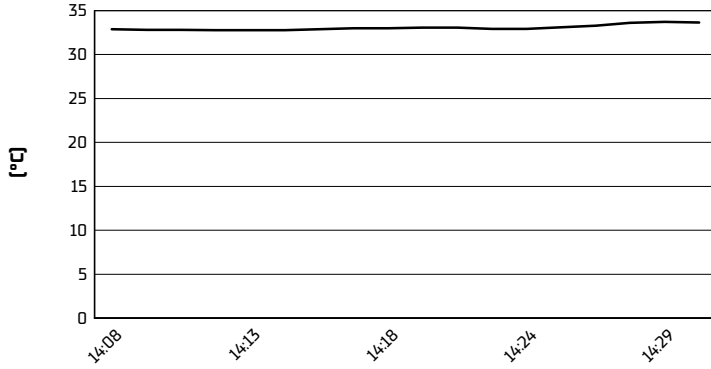


Magny-Cours 4.411 m

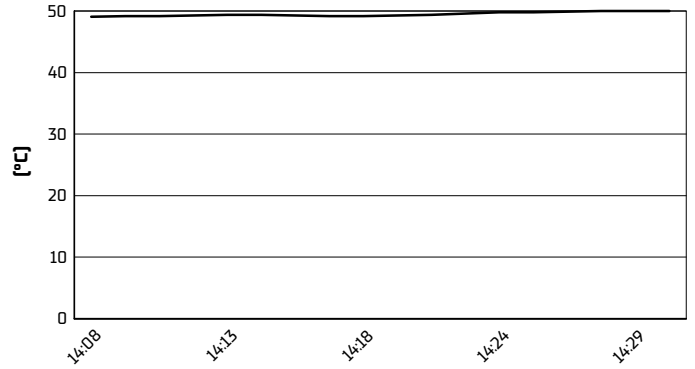
Pirelli French Round, 8-10 September 2023
Weather Report Race 1

Session started 14:08 - Session ended 14:45

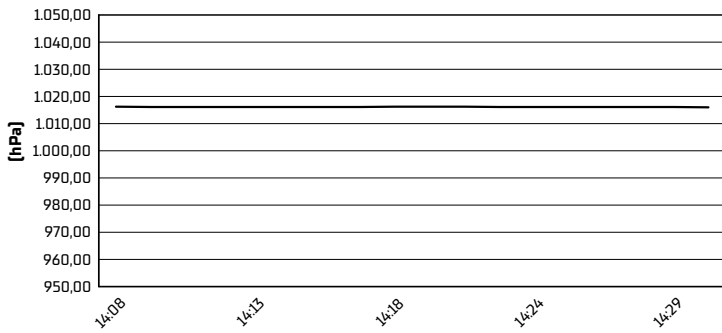
Air Temperature



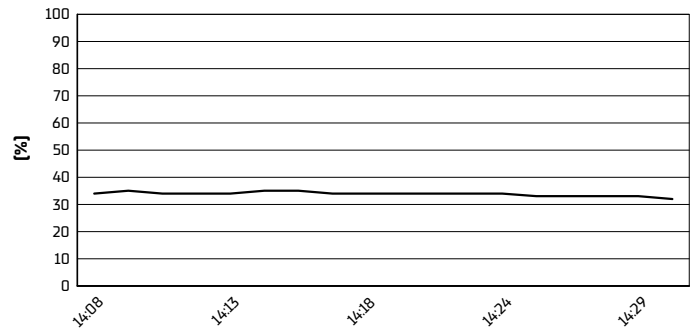
Track Temperature



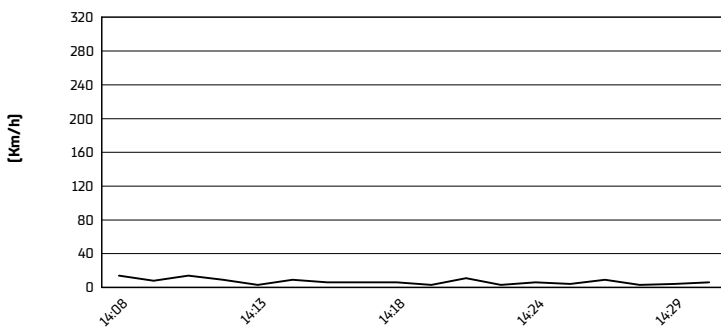
Air Pressure



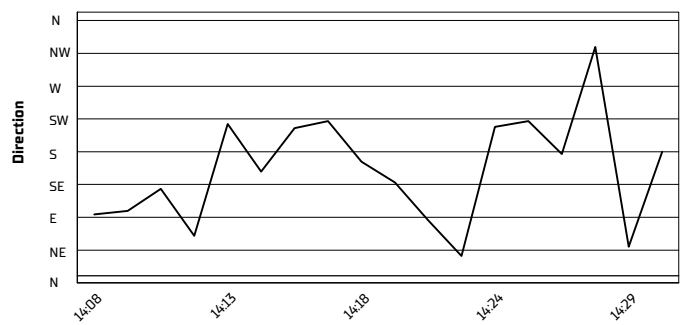
Humidity



Wind Speed



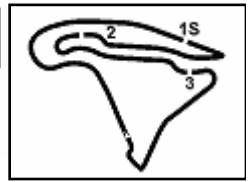
Wind Direction



09/09/2023

These data/results cannot be reproduced, stored and/or transmitted in whole or in part by any manner of electronic, mechanical, photocopying, recording, broadcasting or otherwise now known or herein after developed without the previous express consent by the copyright owner, except for reproduction in daily press and regular printed publications on sale to the public within 60 days of the event related to those data/results and always provided that copyright symbol appears together as follows below.

© DORNA WSBK ORGANIZATION Srl 2023



Magny-Cours 4.411 m

Pirelli French Round, 8-10 September 2023

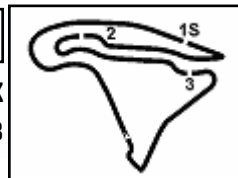
Manufacturers Standings

	Points	Points From First	Points From Previous	February 26 PHILIP ISLAND		March 5 MANDALIKA		April 23 ASSEN		May 7 BARCELONA		June 4 MISANO		July 2 DONINGTON PARK		July 16 IMOLA		July 30 MOST		September 10 MAGNY-COURS		September 24 ARAGON		October 1 PORTIMAO		October 29 JEREZ		
				1	2	1	2	1	2	1	2	1	2	1	2	1	2	1	2	1	2	1	2	1	2	1	2	1
1	484			25	25	25	25	25	25	25	25	25	25	25	25	20	16	25	20									
		80		16	16	20	20	16	20	20	20	16	20	20	20	20	25	20	10	25								
			116	20	8	7	3	20	7	16	13	11	13	16	11	16	16	25	16	16								
			135	7	4	10	6	6	9	7	6	5	8	8	13	8	9	13	8	13								
			8	10	10	9	16	5	2	10	10	8	11	5	2	4	6	11	7	4								
				2		4		1		6		2																

09/09/2023 First Line: Race 1 & 2 - Second Line: Tissot Superpole Race

These data/results cannot be reproduced, stored and/or transmitted in whole or in part by any manner of electronic, mechanical, photocopying, recording, broadcasting or otherwise now known or herein after developed without the previous express consent by the copyright owner, except for reproduction in daily press and regular printed publications on sale to the public within 60 days of the event related to those data/results and always provided that copyright symbol appears together as follows below.

© DORNA WSBK ORGANIZATION Srl 2023



Magny-Cours 4.411 m

Pirelli French Round, 8-10 September 2023

Best Laps & Speeds

No.	Rider Bike	Nat	Best Lap		FP1		FP2		FP3		SP		RC1	
			LL	SPD	LL	SPD	LL	SPD	LL	SPD	LL	SPD	LL	SPD
1	31 G. GERLOFF BMW M1000 RR	USA	1'35.453 85 295,0		1'37.057 18 295,0		1'36.981 24 293,4		1'36.322 15 294,2		1'35.453 8 295,0		1'37.302 20 291,1	
2	1 A. BAUTISTA Ducati Panigale V4R	ESP	1'35.512 79 296,7		1'37.467 15 291,1		1'37.174 21 292,6		1'35.895 16 294,2		1'35.512 7 296,7		1'36.911 20 292,6	
3	21 M. RINALDI Ducati Panigale V4R	ITA	1'35.820 77 292,6		1'37.477 16 289,5		1'36.973 21 288,0		1'36.431 13 292,6		1'35.820 7 291,1		1'37.081 20 288,7	
4	54 T. RAZGATLIOGLU Yamaha YZF R1	TUR	1'35.868 82 298,3		1'37.060 19 295,8		1'37.114 23 295,0		1'37.125 13 295,8		1'35.868 7 298,3		1'37.060 20 295,8	
5	65 J. REA Kawasaki ZX-10RR	GBR	1'35.959 75 292,6		1'36.900 14 292,6		1'37.511 21 291,8		1'36.568 13 291,8		1'35.959 7 291,8		1'37.213 20 290,3	
6	76 L. BAZ BMW M1000 RR	FRA	1'36.004 75 295,0		1'38.286 12 291,8		1'37.837 22 294,2		1'37.370 13 295,0		1'36.004 8 291,8		1'37.656 20 287,2	
7	55 A. LOCATELLI Yamaha YZF R1	ITA	1'36.078 80 292,6		1'37.142 16 291,8		1'37.543 24 290,3		1'37.154 14 292,6		1'36.078 6 288,0		1'37.666 20 291,8	
8	22 A. LOWES Kawasaki ZX-10RR	GBR	1'36.085 81 294,2		1'37.331 18 294,2		1'37.356 23 294,2		1'36.842 13 293,4		1'36.085 7 292,6		1'37.317 20 290,3	
9	9 D. PETRUCCI Ducati Panigale V4R	ITA	1'36.102 79 292,6		1'37.744 12 290,3		1'37.638 26 288,7		1'36.826 15 292,6		1'36.102 6 292,6		1'37.566 20 290,3	
10	45 S. REDDING BMW M1000 RR	GBR	1'36.217 81 296,7		1'37.635 18 295,0		1'37.342 23 294,2		1'36.685 14 294,2		1'36.217 6 296,7		1'37.591 20 291,8	
11	5 P. OETTL Ducati Panigale V4R	GER	1'36.493 86 291,1		1'38.114 20 289,5		1'38.297 24 290,3		1'36.887 15 289,5		1'36.493 7 291,1		1'37.721 20 284,2	
12	77 D. AEGERTER Yamaha YZF R1	SUI	1'36.557 69 295,0		1'38.128 20 294,2		1'38.472 8 291,1		1'36.979 14 294,2		1'36.557 7 295,0		1'37.466 20 292,6	
13	60 M. VAN DER MARK BMW M1000 RR	NED	1'36.596 81 293,4		1'37.878 19 293,4		1'38.366 21 291,8		1'37.916 13 293,4		1'36.596 8 292,6		1'38.428 20 289,5	
14	7 I. LECUONA Honda CBR1000 RR-R	ESP	1'36.667 77 298,3		1'38.218 15 297,5		1'38.394 19 298,3		1'37.240 16 298,3		1'36.667 7 298,3		1'37.941 20 295,0	
15	87 R. GARDNER Yamaha YZF R1	AUS	1'36.706 72 291,1		1'38.316 16 291,1		1'37.562 21 290,3		1'36.865 11 289,5		1'36.706 4 288,7		1'38.219 20 287,2	
16	97 X. VIERGE Honda CBR1000 RR-R	ESP	1'36.710 62 298,3		1'38.068 18 294,2		1'39.625 3 285,7		1'38.053 14 298,3		1'36.710 7 295,8		1'37.917 20 295,0	
17	28 B. RAY Yamaha YZF R1	GBR	1'36.961 51 290,3		1'38.364 16 290,3		1'39.368 5 287,2		1'43.239 7 284,2		1'36.961 6 290,3		1'38.721 17 283,4	
18	44 L. MAHIAS Kawasaki ZX-10RR	FRA	1'37.236 75 284,2		1'39.713 16 283,4		1'39.108 20 284,2		1'39.026 13 281,9		1'37.236 6 280,5		1'39.732 20 280,5	
19	47 A. BASSANI Ducati Panigale V4R	ITA	1'37.384 60 290,3		1'37.662 13 289,5		1'37.980 20 290,3				1'37.384 7 288,7		1'38.667 20 282,7	
20	34 L. BALDASSARRI Yamaha YZF R1	ITA	1'37.413 68 291,8		1'38.283 17 288,7		1'39.056 26 288,0		1'37.801 11 291,8		1'37.413 6 291,8		1'38.515 8 284,2	
21	38 H. SOOMER Honda CBR1000 RR-R	EST	1'37.692 75 295,0		1'40.029 16 294,2		1'39.671 19 291,8		1'38.764 13 295,0		1'37.692 7 294,2		1'39.756 20 293,4	
22	35 H. SYHRIN Honda CBR1000 RR-R	MAS	1'38.132 61 289,5				1'40.105 21 287,2		1'39.105 13 289,5		1'38.132 7 287,2		1'39.741 20 283,4	
23	32 I. VINALES Kawasaki ZX-10RR	ESP	1'38.210 65 286,4		1'39.026 16 286,4		1'40.295 19 286,4		1'38.929 12 284,9		1'38.210 7 282,7		1'39.923 11 276,2	
24	52 D. KONIG Kawasaki ZX-10RR	CZE	1'39.051 77 288,7		1'40.471 15 286,4		1'39.790 22 286,4		1'39.325 14 288,7		1'39.051 6 286,4		1'39.854 20 284,2	

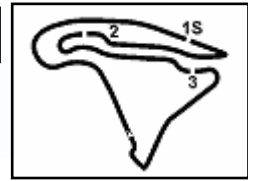
09/09/2023

These data/results cannot be reproduced, stored and/or transmitted in whole or in part by any manner of electronic, mechanical, photocopying, recording, broadcasting or otherwise now known or herein after developed without the previous express consent by the copyright owner, except for reproduction in daily press and regular printed publications on sale to the public within 60 days of the event related to those data/results and always provided that copyright symbol appears together as follows below.

© DORNA WSBK ORGANIZATION Srl 2023

FICR PERUGIA TIMING



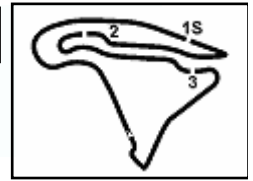


Pirelli French Round, 8-10 September 2023
Pirelli Best Lap Award

	Points	Points From First	Points From Previous	February 26 PHILLIP ISLAND	March 5 MANDALIKA	April 23 ASSEN	May 7 BARCELONA	June 4 MISANO	July 2 DONINGTON PARK	July 16 IMOLA	July 30 MOST	September 10 MAGNY-COURS	September 24 ARAGON	October 1 PORTIMAO	October 29 JEREZ			
1 BAUTISTA Alvaro (ESP)	14			1	1	1	1	1	1	1	1	1						
2 RAZGATLIOGLU Toprak (TUR)	1	13										1						
3 BASSANI Axel (ITA)	1	13	0							1								
4 REA Jonathan (GBR)	1	13	0	1														

09/09/2023
These data/results cannot be reproduced, stored and/or transmitted in whole or in part by any manner of electronic, mechanical, photocopying, recording, broadcasting or otherwise now known or herein after developed without the previous express consent by the copyright owner, except for reproduction in daily press and regular printed publications on sale to the public within 60 days of the event related to those data/results and always provided that copyright symbol appears together as follows below.
© DORNA WSBK ORGANIZATION Srl 2023





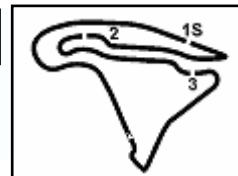
Pirelli French Round, 8-10 September 2023

Overtakes Standings Race 1

	Points	Points From First	Points From Previous	February 26 PHILIP ISLAND	March 5 MANDALIKA	April 23 ASSEN	May 7 BARCELONA	June 4 MISANO	July 2 DONINGTON PARK	July 16 IMOLA	July 30 MOST	September 10 MAGNY-COURS	September 24 ARAGON	October 1 PORTIMAO	October 29 JEREZ				
1 LECUONA Iker [ESP]	111			9 8	7 2	8 4	11 4	2	5 8	6 10	16 4	7							
2 VIERGE Xavi [ESP]	109	2		11 9	9 1	6 2	3 5	6 3	6 7	10 5	12 5	9							
3 BASSANI Axel [ITA]	108	3	1	9 11	5 3	7 3	5 5	2 4	8 9	2 6	10 12	7							
4 GERLOFF Garrett [USA]	106	5	2	9 10	8 6	8 10	12 4	4 5	1 3	7 7	4 4	4							
5 DETTL Philipp [GER]	104	7	2	4 10	6	6 6	6 4	3 7	3 8	2 6	19 11	3							
6 REDDING Scott [GBR]	102	9	2	13 9	3 7	1 2	2 2	2 8	5 9	4	23 7	5							
7 BALDASSARRI Lorenzo [ITA]	99	12	3	7 2	8 1	6 9	5 2	5 3	13 3	3 6	14 3	9							
8 GARDNER Remy [AUS]	97	14	2	3 5	6 6	9	9 4	3 4	8 7	11 9	7 2	4							
9 LOWES Alex [GBR]	86	25	11	5 13	6 1	2 10	3 6	5 1	3 3	2 3	15 2	6							
10 PETRUCCI Danilo [ITA]	86	25	0	8 8	5 2	5 4	7 6	4	1 4	4 3	12 8	5							
11 KONIG Oliver [CZE]	84	27	2	5 8	3	7 9			9 9	5 3	14 7	5							
12 BAZ Loris [FRA]	81	30	3	5 8	4	3 4	9 5	6 8	1	2 4	10 8	4							
13 VINALES Isaac [ESP]	81	30	0			6 7	4 2	3 6	11 8	4 4	15 6	5							
14 SYHRIN Haifzh [MAS]	80	31	1	8 8	4 1	8 10	7 1	2 6	9 7			9							
15 BAUTISTA Alvaro [ESP]	79	32	1	2	2 3	4 1	1	2	3 4	10 1	19 12	15							
16 AEGERTER Dominique [SUI]	76	35	3	1 12	11 2	7 2	2 3	1 4	3	1 4	14 5	4							
17 REA Jonathan [GBR]	71	40	5	3 13	8 2	2	3 7	2 3	2 3	5 3	6 3	6							
18 RINALDI Michael Ruben [ITA]	69	42	2	4	1	11 7	1 7	1 2	10	3 2	13 2	5							
19 RAZGATLIOGLU Toprak [TUR]	67	44	2	1 4	1 2	2	4 4	2	4 3	6 2	14 12	6							
20 GRANADO Eric [BRA]	64	47	3	7 7		7 7			8 8	3 5	11 1								
21 LOCATELLI Andrea [ITA]	57	54	7	6 2	2 2	3 3	6	2 2	3	2 1	12 5	6							
22 VAN DER MARK Michael [NED]	53	58	4	4 5	10	5 3					19 4	3							
23 RABAT Tito [ESP]	52	59	1					3 3	10 5	5 4	16 6								
24 RAY Bradley [GBR]	48	63	4			4 5	6 8	4 4	7	5		5							

09/09/2023
These data/results cannot be reproduced, stored and/or transmitted in whole or in part by any manner of electronic, mechanical, photocopying, recording, broadcasting or otherwise now known or herein after developed without the previous express consent by the copyright owner, except for reproduction in daily press and regular printed publications on sale to the public within 60 days of the event related to those data/results and always provided that copyright symbol appears together as follows below.
© DORNA WSBK ORGANIZATION Srl 2023





Magny-Cours 4.411 m

2 / 2

	Points	Points From First	Points From Previous	February 26 PHILLIP ISLAND	March 5 MANDALIKA	April 23 ASSEN	May 7 BARCELONA	June 4 MISANO	July 2 DONINGTON PARK	July 16 IMOLA	July 30 MOST	September 10 MAGNY-COURS	September 24 ARAGON	October 1 PORTIMAO	October 29 JEREZ			
25 SYKES Tom [GBR]	41	70	7	4	1	4	2	9	6	2	2	7	4					
26 RUIU Gabriele [ITA]	31	80	10			8	7				8	8						
27 TAMBURINI Roberto [ITA]	27	84	4								5	5	12	5				
28 SOOMER Hannes [EST]	18	93	9								8	5	5					
29 LOPES Ivo Miguel [POR]	10	101	8				5	5										
30 HASLAM Leon [GBR]	6	105	4							5	1							
31 MAHIAS Lucas [FRA]	6	105	0									6						
32 MIZUNO Ryo [JPN]	5	106	1					4	1									
33 VITALI Luca [ITA]	2	109	3						2									

09/09/2023
These data/results cannot be reproduced, stored and/or transmitted in whole or in part by any manner of electronic, mechanical, photocopying, recording, broadcasting or otherwise now known or herein after developed without the previous express consent by the copyright owner, except for reproduction in daily press and regular printed publications on sale to the public within 60 days of the event related to those data/results and always provided that copyright symbol appears together as follows below.
© DORNA WSBK ORGANIZATION Srl 2023

