

Hyundai N Catalunya Round, 17-19 September 2021 Results Tissot Superpole Race

Laps 5 = 23,285 Km - Time of Race 8'32.847 - Avg. 163,452 km/h

Pos	Grid	No.	Rider	Nat	Team	Bike	Class	LL	Gap	Rel.	Fastest Lap	Speed	Qualifying	Speed
1	2	1	J. REA	GBR	Kawasaki Racing Team WorldSBK	Kawasaki ZX-10RR		5			1'41.609	313,0	1'40.921	314,9
2	1	54	T. RAZGATLIOGLU	TUR	Pata Yamaha with Brixx WorldSBK	Yamaha YZF R1		5	0.211	0.211	1'41.493	319,5	1'40.694	318,6
3	7	19	A. BAUTISTA	ESP	Team HRC	Honda CBR1000 RR-R		5	2.771	2.560	1'42.012	326,3	1'42.055	324,3
4	6	22	A. LOWES	GBR	Kawasaki Racing Team WorldSBK	Kawasaki ZX-10RR		5	2.948	0.177	1'41.847	319,5	1'41.086	317,6
5	5	21	M. RINALDI	ITA	Aruba.it Racing - Ducati	Ducati Panigale V4 R		5	3.428	0.480	1'41.689	323,4	1'41.275	318,6
6	10	47	A. BASSANI	ITA	Motocorsa Racing	Ducati Panigale V4 R	IND	5	5.431	2.003	1'41.939	319,5	1'41.632	314,9
7	8	91	L. HASLAM	GBR	Team HRC	Honda CBR1000 RR-R		5	5.729	0.298	1'42.162	321,4	1'41.253	319,5
8	11	31	G. GERLOFF	USA	GRT Yamaha WorldSBK Team	Yamaha YZF R1	IND	5	5.814	0.085	1'42.314	322,4	1'41.405	310,3
9	13	23	C. PONSSON	FRA	Gil Motor Sport-Yamaha	Yamaha YZF R1	IND	5	9.514	3.700	1'43.136	314,9	1'42.460	313,0
10	14	36	L. MERCADO	ARG	MIE Racing Honda Racing	Honda CBR1000 RR-R	IND	5	9.818	0.304	1'43.142	315,8	1'42.215	318,6
11	12	76	S. CAVALIERI	ITA	Barni Racing Team	Ducati Panigale V4 R	IND	5	10.767	0.949	1'43.427	318,6	1'41.801	319,5
12	16	32	I. VINALES	ESP	Orelac Racing VerdNatura	Kawasaki ZX-10RR	IND	5	12.713	1.946	1'43.554	314,9	1'42.446	313,0
13	15	94	J. FOLGER	GER	Bonovo MGM Racing	BMW M 1000 RR	IND	5	13.005	0.292	1'43.874	318,6	1'42.257	318,6
14	17	84	L. CRESSON	BEL	OUTDO TPR Team Pedercini Racing	Kawasaki ZX-10RR	IND	5	14.513	1.508	1'44.154	312,1	1'43.841	308,6
15	3	45	S. REDDING	GBR	Aruba.it Racing - Ducati	Ducati Panigale V4 R		5	19.893	5.380	1'42.201	319,5	1'40.978	316,7
16	18	83	L. EPIS	AUS	OUTDO TPR Team Pedercini Racing	Kawasaki ZX-10RR	IND	5	28.773	8.880	1'46.929	300,0	1'45.732	301,7
-----Not Classified-----														
RET	19	44	L. MAHIAS	FRA	Kawasaki Puccetti Racing	Kawasaki ZX-10RR	IND	3	2 Laps		1'43.560	302,5	1'41.808	314,9
RET	4	55	A. LOCATELLI	ITA	Pata Yamaha with Brixx WorldSBK	Yamaha YZF R1		1	4 Laps				1'41.129	314,9
RET	9	3	K. NOZANE	JPN	GRT Yamaha WorldSBK Team	Yamaha YZF R1	IND	0					1'41.744	311,2

AIR	Humidity:	61%	Temp:	19°C
TRACK	Condition:	Dry	Temp:	31°C

Records	Pole (SP)	2021	T.Sykes	1'40.408	166,97 Km/h
	Race (RC1)	2021	S.Redding	1'56.166	144,32 Km/h
	All Times (SP)	2021	T.Sykes	1'40.408	166,97 Km/h
Race Fastest Lap	(New Record)	Lap 5	T.Razgatlıoglu	1'41.493	165,19 Km/h

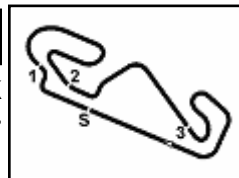
LAP LEADERS					
No.	Rider	From	To	Laps	Total
1	J. REA	1	5	5	5

TOTAL LEADER LAPS		
No.	Rider	Laps
54	T. RAZGATLIOGLU	149
1	J. REA	131
45	S. REDDING	116
21	M. RINALDI	33
55	A. LOCATELLI	10
47	A. BASSANI	3

Start 19/09/2021 11:24 End 11:34 The results are provisional until the end of the time limit for protests and appeals and the completion of the technical checks.

These data/results cannot be reproduced, stored and/or transmitted in whole or in part by any manner of electronic, mechanical, photocopying, recording, broadcasting or otherwise now known or herein after developed without the previous express consent by the copyright owner, except for reproduction in daily press and regular printed publications on sale to the public within 60 days of the event related to those data/results and always provided that copyright symbol appears together as follows below.

© DORNA WSBK ORGANIZATION Srl 2021



Hyundai N Catalunya Round, 17-19 September 2021

Results Tissot Superpole Race

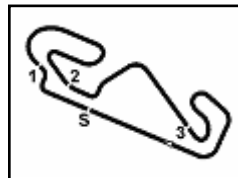
Race Highlights

Time	No. Rider	Description
11.12.00	7 Davies	Medical Centre
11.19.00		Pit Lane Opened
11.20.00		Pit Lane Closed
11.20.29	44 Mahias	Will start from the pit lane 10 seconds after the green light
11.22.22		Warm-up Lap Start
11.24.44		Start
11.26.19	55 Locatelli	Crashed - Turn 10
11.26.19	3 Nozane	Crashed - Turn 10
11.26.20	45 Redding	On the Gravel - Re-Joined - Turn 9
11.26.26		No Jump Start
11.27.25	55 Locatelli	Re-joined
11.27.32	55 Locatelli	Not Actively Competing
11.27.41	3 Nozane	Not Actively Competing
11.27.47	55 Locatelli	Entered Pits
11.27.55		Incident Involving 3 and 55 under investigation
11.30.22	44 Mahias	Entered Pits
11.31.20		Incident Involving 3 and 55 - no further action
11.31.23	44 Mahias	Retired
11.34.30		Results Under Review
11.34.49		Results confirmed
11.34.56		End Of Session

19/09/2021 Start End The results are provisional until the end of the time limit for protests and appeals and the completion of the technical checks.

These data/results cannot be reproduced, stored and/or transmitted in whole or in part by any manner of electronic, mechanical, photocopying, recording, broadcasting or otherwise now known or herein after developed without the previous express consent by the copyright owner, except for reproduction in daily press and regular printed publications on sale to the public within 60 days of the event related to those data/results and always provided that copyright symbol appears together as follows below.

© DORNA WSBK ORGANIZATION Srl 2021



Hyundai N Catalunya Round, 17-19 September 2021 Championship Standings

Circuit de Barcelona 4.657 m

1 / 2

Points	Points From First	Points From Previous	May		May		June		July		July		August		August		September		September		September		October		October		November	
			ARAGON	ESTORIL	MISANO	DONINGTON	ASSEN	MOST	NAVARRA	MAGNY-COURS	BARCELONA	JEREZ	PORTIMAO	VILLICUM	MANDALIKA													
1	REA Jonathan (GBR)	388	25	20	16	25	16	16	20	25	25	16	20	16	20	20	13											
2	RAZGATLIOGLU Toprak (TUR)	379	9	16	10	20	16	20	25	25	16	25	20	16	25	25	9											
3	REDDING Scott (GBR)	323	65	56	13	25	25	13	13	13	20	20	20	25	25	20	4	16	25									
4	RINALDI Michael Ruben (ITA)	193	195	130	9	11	5	25	20	12	4	8	8	13	11	6	9	13	9	16								
5	LOWES Alex (GBR)	192	196	1	20	16	13	11	10	16	10	9	3	10	11	10		10										
6	LOCATELLI Andrea (ITA)	190	198	2	6	7	6	11	7	7	5	11	16	16	13	13	16	13	4									
7	SYKES Tom (GBR)	167	221	23	10	13	2	8	8	4	13	16	9	1	7	7	10	11	7	6	8							
8	VAN DER MARK Michael (NED)	165	223	2	5	11	9	10	6	6	11	11	13	10	9	9	7	11	8	11								
9	GERLOFF Garrett (USA)	149	239	16	7	9	13	6	4	11	2	9	20	10	10	8	4	7	5	7								
10	BAUTISTA Alvaro (ESP)	129	259	20	5	8	9	10	8	8	6	11	9	6	8	10	10	7										
11	BASSANI Axel (ITA)	124	264	5	4	2	5	5	9	9	6	3	6	7	11	8	6	8	5	20								
12	DAVIES Chaz (GBR)	120	268	4	11	10	20	1	5	9	7	13	4	3	9	11	6											
13	HASLAM Leon (GBR)	90	298	30	8	4	4	2	10	7	8	6	8	5	3	6	9											
14	MAHIAS Lucas (FRA)	44	344	46	1	6	3	2	5	5	7	4			2	3	3											
15	RABAT Tito (ESP)	38	350	6		7	6	1	2	2	5	3	4	5	2	1												
16	NOZANE Kohta (JPN)	37	351	1	2	4	1	3	3	3		4	2	2	5	2	5											
17	VINALES Isaac (ESP)	22	366	15	3	3	1		1	5	2	4			1	2												
18	PONSSON Christophe (FRA)	19	369	3	1								5	1	1	3	3	4	1									
19	FOLGER Jonas (GER)	14	374	5	8									2	4													
20	LAVERTY Eugene (IRL)	14	374	0			7	1	3	1																		
21	MERCADO Leandro (ARG)	9	379	5							4	3			1		1											
22	FRITZ Marvin (GER)	6	382	3									6															
23	CRESSON Loris (BEL)	3	385	3							3																	
24	MANTOVANI Andrea (ITA)	2	386	1							2																	
25	MOSSEY Luke (GBR)	2	386	0					2																			

19/09/2021

These data/results cannot be reproduced, stored and/or transmitted in whole or in part by any manner of electronic, mechanical, photocopying, recording, broadcasting or otherwise now known or herein after developed without the previous express consent by the copyright owner, except for reproduction in daily press and regular printed publications on sale to the public within 60 days of the event related to those data/results and always provided that copyright symbol appears together as follows below.

© DORNA WSBK ORGANIZATION Srl 2021

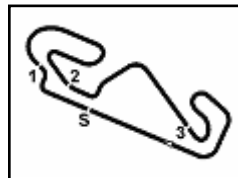
FICR PERUGIA TIMING



Official Tyre Supplier



Official Timekeeper



Hyundai N Catalunya Round, 17-19 September 2021 Championship Standings

Circuit de Barcelona 4.657 m

2 / 2

Points	Points From First	Points From Previous	May	May	June	July	July	August	August	September	September	September	October	October	November		
			ARAGON	ESTORIL	MISANO	DONINGTON	ASSEN	MOST	NAVARRA	MAGNY-COURS	BARCELONA	JEREZ	PORTIMAO	VILLICUM	MANDALIKA		
Independent Riders																	
1	GERLOFF Garrett (USA)	149	7 9 7	13 6	4 11 2	9 20 5	10 2	10 8 4	7 1	5 7	2						
2	BASSANI Axel (ITA)	124 25	4 2	5 5	9 9 4	6 3	6 7	11 2	8 6	8 5	20 4						
3	DAVIES Chaz (GBR)	120 29 4	11 6	10 20 1		5 9 2	7 13 1	4	3	9 11 2	6						
4	MAHIAS Lucas (FRA)	44 105 76	1 6	3 2	5 5	7 4 3			2	3 3							
5	RABAT Tito (ESP)	38 111 6		7 6	1 2	2	5	3	4 5	2 1							
6	NOZANE Kohta (JPN)	37 112 1	2 4 1	1 3	3 3		4	2 2	5	2 5							
7	VINALES Isaac (ESP)	22 127 15	3 3	1		1	5 2	4		1 2							
8	PONSSON Christophe (FRA)	19 130 3	1					5 1	1 3	3 4	1						
9	FOLGER Jonas (GER)	14 135 5	8						2 4								
10	LAVERTY Eugene (IRL)	14 135 0		7 2	1 3 1												
11	MERCADO Leandro (ARG)	9 140 5					4 3		1	1							
12	FRITZ Marvin (GER)	6 143 3						6									
13	CRESSON Loris (BEL)	3 146 3					3										
14	MANTOVANI Andrea (ITA)	2 147 1					2										
15	MOSSEY Luke (GBR)	2 147 0				2											

19/09/2021

These data/results cannot be reproduced, stored and/or transmitted in whole or in part by any manner of electronic, mechanical, photocopying, recording, broadcasting or otherwise now known or herein after developed without the previous express consent by the copyright owner, except for reproduction in daily press and regular printed publications on sale to the public within 60 days of the event related to those data/results and always provided that copyright symbol appears together as follows below.

© DORNA WSBK ORGANIZATION Srl 2021

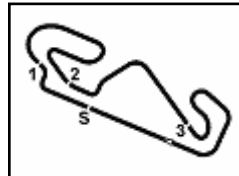
FICR PERUGIA TIMING



Official Tyre Supplier



Official Timekeeper



Circuit de Barcelona 4.657 m

1 / 3
Hyundai N Catalunya Round, 17-19 September 2021
Lap Chart Tissot Superpole Race

	Lap				
	1	2	3	4	5
1	1	1	1	1	1
2	19	54	54	54	54
3	54	22	22	22	19
4	22	19	19	19	22
5	21	21	21	21	21
6	47	47	47	47	47
7	91	91	91	91	91
8	31	31	31	31	31
9	36	36	36	36	23
10	84	23	23	23	36
11	23	76	76	76	76
12	76	84	94	94	32
13	94	94	84	32	94
14	32	32	32	84	84
15	83	83	83	45	45
16	45	45	45	83	83
17	44	44	44		
18	55				

Final Result		
1	1 J. REA	Laps 5
2	54 T. RAZGATLIOGLU	0.211
3	19 A. BAUTISTA	2.771
4	22 A. LOWES	2.948
5	21 M. RINALDI	3.428
6	47 A. BASSANI	5.431
7	91 L. HASLAM	5.729
8	31 G. GERLOFF	5.814
9	23 C. PONSSON	9.514
10	36 L. MERCADO	9.818
11	76 S. CAVALIERI	10.767
12	32 I. VINALES	12.713
13	94 J. FOLGER	13.005
14	84 L. CRESSON	14.513
15	45 S. REDDING	19.893
16	83 L. EPIS	28.773
RET	44 L. MAHIAS	2 Laps
RET	55 A. LOCATELLI	4 Laps
RET	3 K. NOZANE	

19/09/2021

These data/results cannot be reproduced, stored and/or transmitted in whole or in part by any manner of electronic, mechanical, photocopying, recording, broadcasting or otherwise now known or herein after developed without the previous express consent by the copyright owner, except for reproduction in daily press and regular printed publications on sale to the public within 60 days of the event related to those data/results and always provided that copyright symbol appears together as follows below.

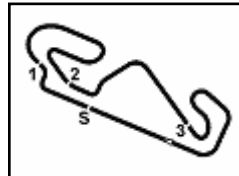
© DORNA WSBK ORGANIZATION Srl 2021

FICR PERUGIA TIMING


Official Tyre Supplier



Official Timekeeper



Hyundai N Catalunya Round, 17-19 September 2021

Lap Chart Tissot Superpole Race

Circuit de Barcelona 4.657 m

2 / 3

Lap 1

1	1	J.Rea	1'45.969
2	19	A.Bautista	0.421
3	54	T.Razgatioglu	0.659
4	22	A.Lowes	0.903
5	21	M.Rinaldi	1.741
6	47	A.Bassani	1.953
7	91	L.Haslam	2.184
8	31	G.Gerloff	2.320
9	36	L.Mercado	2.845
10	84	L.Cresson	3.141
11	23	C.Ponsson	3.216
12	76	S.Cavallieri	3.440
13	94	J.Folger	3.676
14	32	I.Vinales	3.925
15	83	L.Epis	5.253
16	45	S.Redding	16.250
17	44	L.Mahias	21.820
18	55	A.Locatelli	1'37.526

16 83 L.Epis 21.752

Lap 5

1	1	J.Rea	8'32.847
2	54	T.Razgatioglu	0.211
3	19	A.Bautista	2.771
4	22	A.Lowes	2.948
5	21	M.Rinaldi	3.428
6	47	A.Bassani	5.431
7	91	L.Haslam	5.729
8	31	G.Gerloff	5.814
9	23	C.Ponsson	9.514
10	36	L.Mercado	9.818
11	76	S.Cavallieri	10.767
12	32	I.Vinales	12.713
13	94	J.Folger	13.005
14	84	L.Cresson	14.513
15	45	S.Redding	19.893
16	83	L.Epis	28.773

Lap 2

1	1	J.Rea	3'27.578
2	54	T.Razgatioglu	0.694
3	22	A.Lowes	1.141
4	19	A.Bautista	1.609
5	21	M.Rinaldi	1.821
6	47	A.Bassani	2.283
7	91	L.Haslam	2.737
8	31	G.Gerloff	3.046
9	36	L.Mercado	4.378
10	23	C.Ponsson	4.918
11	76	S.Cavallieri	5.383
12	84	L.Cresson	5.686
13	94	J.Folger	5.959
14	32	I.Vinales	6.127
15	83	L.Epis	10.781
16	45	S.Redding	17.798
17	44	L.Mahias	23.771

Lap 3

1	1	J.Rea	5'09.345
2	54	T.Razgatioglu	0.675
3	22	A.Lowes	1.295
4	19	A.Bautista	1.854
5	21	M.Rinaldi	2.068
6	47	A.Bassani	3.235
7	91	L.Haslam	3.419
8	31	G.Gerloff	3.593
9	36	L.Mercado	6.011
10	23	C.Ponsson	6.287
11	76	S.Cavallieri	7.071
12	94	J.Folger	8.115
13	84	L.Cresson	8.448
14	32	I.Vinales	8.516
15	83	L.Epis	16.600
16	45	S.Redding	18.621
17	44	L.Mahias	47.692

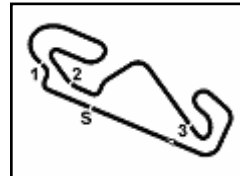
Lap 4

1	1	J.Rea	6'51.122
2	54	T.Razgatioglu	0.443
3	22	A.Lowes	2.129
4	19	A.Bautista	2.243
5	21	M.Rinaldi	2.575
6	47	A.Bassani	4.251
7	91	L.Haslam	4.448
8	31	G.Gerloff	4.579
9	36	L.Mercado	7.707
10	23	C.Ponsson	7.771
11	76	S.Cavallieri	8.721
12	94	J.Folger	10.212
13	32	I.Vinales	10.293
14	84	L.Cresson	11.347
15	45	S.Redding	19.417

19/09/2021

These data/results cannot be reproduced, stored and/or transmitted in whole or in part by any manner of electronic, mechanical, photocopying, recording, broadcasting or otherwise now known or herein after developed without the previous express consent by the copyright owner, except for reproduction in daily press and regular printed publications on sale to the public within 60 days of the event related to those data/results and always provided that copyright symbol appears together as follows below.

© DORNA WSBK ORGANIZATION Srl 2021



Hyundai N Catalunya Round, 17-19 September 2021

Lap Chart Tissot Superpole Race

Race Pace Comparison

	1 Rea	54 Raz	19 Bau	22 Low	21 Rin	47 Bas	91 Has	31 Ger	23 Pon	36 Mer	76 Cav	32 Vin	94 Fol	84 Cre
1	1'45.969	1'46.628	1'46.390	1'46.872	1'47.710	1'47.922	1'48.153	1'48.289	1'49.185	1'48.814	1'49.409	1'49.894	1'49.645	1'49.110
2	1'41.609	1'41.644	1'42.797	1'41.847	1'41.689	1'41.939	1'42.162	1'42.335	1'43.311	1'43.142	1'43.552	1'43.811	1'43.892	1'44.154
3	1'41.767	1'41.748	1'42.012	1'41.921	1'42.014	1'42.719	1'42.449	1'42.314	1'43.136	1'43.400	1'43.455	1'44.156	1'43.923	1'44.529
4	1'41.777	1'41.545	1'42.166	1'42.611	1'42.284	1'42.793	1'42.806	1'42.763	1'43.261	1'43.473	1'43.427	1'43.554	1'43.874	1'44.676
5	1'41.725	1'41.493	1'42.253	1'42.544	1'42.578	1'42.905	1'43.006	1'42.960	1'43.468	1'43.836	1'43.771	1'44.145	1'44.518	1'44.891

	45 Red	83 Epi	44 Mah	55 Loc
1	2'02.219	1'51.222	2'07.789	3'23.495
2	1'43.157	1'47.137	1'43.560	
3	1'42.590	1'47.586	2'05.688	
4	1'42.573	1'46.929		
5	1'42.201	1'48.746		

19/09/2021

These data/results cannot be reproduced, stored and/or transmitted in whole or in part by any manner of electronic, mechanical, photocopying, recording, broadcasting or otherwise now known or herein after developed without the previous express consent by the copyright owner, except for reproduction in daily press and regular printed publications on sale to the public within 60 days of the event related to those data/results and always provided that copyright symbol appears together as follows below.

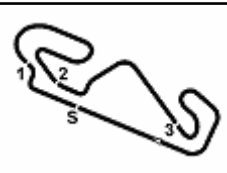
© DORNA WSBK ORGANIZATION Srl 2021

FICR PERUGIA TIMING


Official Tyre Supplier



Official Timekeeper



Hyundai N Catalunya Round, 17-19 September 2021 Best Sectors & Speed Tissot Superpole Race

Circuit de Barcelona 4.657 m

RESULTS

Pos	Rider	Team	Laps
1	1 J. REA	Kawasaki ZX-10RR	5
2	54 T. RAZGATLIOGLU	Yamaha YZF R1	0.211
3	19 A. BAUTISTA	Honda CBR1000 RR-R	2.771
4	22 A. LOWES	Kawasaki ZX-10RR	2.948
5	21 M. RINALDI	Ducati Panigale V4 R	3.428
6	47 A. BASSANI	Ducati Panigale V4 R	5.431
7	91 L. HASLAM	Honda CBR1000 RR-R	5.729
8	31 G. GERLOFF	Yamaha YZF R1	5.814
9	23 C. PONSSON	Yamaha YZF R1	9.514
10	36 L. MERCADO	Honda CBR1000 RR-R	9.818
11	76 S. CAVALIERI	Ducati Panigale V4 R	10.767
12	32 I. VINALES	Kawasaki ZX-10RR	12.713
13	94 J. FOLGER	BMW M 1000 RR	13.005
14	84 L. CRESSON	Kawasaki ZX-10RR	14.513
15	45 S. REDDING	Ducati Panigale V4 R	19.893
16	83 L. EPIS	Kawasaki ZX-10RR	28.773
RET	44 L. MAHIAS	Kawasaki ZX-10RR	2 Laps
RET	55 A. LOCATELLI	Yamaha YZF R1	4 Laps
RET	3 K. NOZANE	Yamaha YZF R1	

SPEED

Pos	Rider	Team	Speed
1	19 A. BAUTISTA	Honda CBR1000 RR-R	326,3
2	21 M. RINALDI	Ducati Panigale V4 R	323,4
3	31 G. GERLOFF	Yamaha YZF R1	322,4
4	91 L. HASLAM	Honda CBR1000 RR-R	321,4
5	45 S. REDDING	Ducati Panigale V4 R	319,5
6	22 A. LOWES	Kawasaki ZX-10RR	319,5
7	47 A. BASSANI	Ducati Panigale V4 R	319,5
8	54 T. RAZGATLIOGLU	Yamaha YZF R1	319,5
9	76 S. CAVALIERI	Ducati Panigale V4 R	318,6
10	94 J. FOLGER	BMW M 1000 RR	318,6
11	36 L. MERCADO	Honda CBR1000 RR-R	315,8
12	32 I. VINALES	Kawasaki ZX-10RR	314,9
13	23 C. PONSSON	Yamaha YZF R1	314,9
14	1 J. REA	Kawasaki ZX-10RR	313,0
15	84 L. CRESSON	Kawasaki ZX-10RR	312,1
16	44 L. MAHIAS	Kawasaki ZX-10RR	302,5
17	83 L. EPIS	Kawasaki ZX-10RR	300,0

SEG. 1

1	19 A. BAUTISTA	17.408
2	54 T. RAZGATLIOGLU	17.418
3	21 M. RINALDI	17.500
4	47 A. BASSANI	17.576
5	1 J. REA	17.579
6	22 A. LOWES	17.581
7	45 S. REDDING	17.582
8	31 G. GERLOFF	17.618
9	91 L. HASLAM	17.648
10	76 S. CAVALIERI	17.728
11	23 C. PONSSON	17.771
12	32 I. VINALES	17.775
13	36 L. MERCADO	17.782
14	94 J. FOLGER	17.833
15	44 L. MAHIAS	17.941
16	84 L. CRESSON	17.970
17	83 L. EPIS	18.124

SEG. 2

1	1 J. REA	31.827
2	21 M. RINALDI	31.835
3	22 A. LOWES	31.915
4	54 T. RAZGATLIOGLU	31.959
5	31 G. GERLOFF	32.003
6	19 A. BAUTISTA	32.021
7	47 A. BASSANI	32.072
8	91 L. HASLAM	32.088
9	45 S. REDDING	32.192
10	23 C. PONSSON	32.357
11	36 L. MERCADO	32.406
12	44 L. MAHIAS	32.411
13	94 J. FOLGER	32.512
14	32 I. VINALES	32.538
15	76 S. CAVALIERI	32.558
16	84 L. CRESSON	32.676
17	83 L. EPIS	33.275

SEG. 3

1	54 T. RAZGATLIOGLU	20.765
2	21 M. RINALDI	20.844
3	45 S. REDDING	20.892
4	1 J. REA	20.895
5	22 A. LOWES	20.929
6	47 A. BASSANI	20.939
7	91 L. HASLAM	21.029
8	19 A. BAUTISTA	21.037
9	36 L. MERCADO	21.062
10	31 G. GERLOFF	21.108
11	94 J. FOLGER	21.181
12	32 I. VINALES	21.227
13	76 S. CAVALIERI	21.251
14	44 L. MAHIAS	21.264
15	23 C. PONSSON	21.274
16	84 L. CRESSON	21.423
17	83 L. EPIS	22.130

SEG. 4

1	1 J. REA	31.048
2	54 T. RAZGATLIOGLU	31.192
3	22 A. LOWES	31.199
4	19 A. BAUTISTA	31.293
5	47 A. BASSANI	31.352
6	31 G. GERLOFF	31.386
7	91 L. HASLAM	31.388
8	21 M. RINALDI	31.416
9	45 S. REDDING	31.491
10	23 C. PONSSON	31.655
11	76 S. CAVALIERI	31.686
12	44 L. MAHIAS	31.768
13	36 L. MERCADO	31.792
14	32 I. VINALES	31.861
15	94 J. FOLGER	31.910
16	84 L. CRESSON	32.020
17	83 L. EPIS	32.448

19/09/2021

These data/results cannot be reproduced, stored and/or transmitted in whole or in part by any manner of electronic, mechanical, photocopying, recording, broadcasting or otherwise now known or herein after developed without the previous express consent by the copyright owner, except for reproduction in daily press and regular printed publications on sale to the public within 60 days of the event related to those data/results and always provided that copyright symbol appears together as follows below.

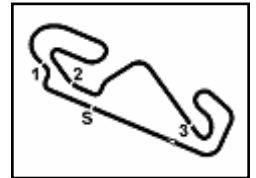
© DORNA WSBK ORGANIZATION Srl 2021

FICR PERUGIA TIMING


Official Tyre Supplier



Official Timekeeper



Hyundai N Catalunya Round, 17-19 September 2021 Chronological Analysis Tissot Superpole Race

Circuit de Barcelona 4.657 m

Start at 11:24:40.483

1 / 2

1° 1 J. REA (1'41.609)							
Lap	Seg.1	Seg.2	Seg.3	Seg.4	Lap Time	km/h	Local Time
1				31.048	1'45.969		11:26'26.452
2	17.606	31.827	20.960	31.216	1'41.609	309,5	11:28'08.061
3	17.596	31.927	20.947	31.297	1'41.767	313,0	11:29'49.828
4	17.659	31.894	20.958	31.266	1'41.777	311,2	11:31'31.605
5	17.579	31.861	20.895	31.390	1'41.725	312,1	11:33'13.330
Race Time 8'32.847							

2° 54 T. RAZGATLIOGLU (1'41.493)							
Lap	Seg.1	Seg.2	Seg.3	Seg.4	Lap Time	km/h	Local Time
1				31.304	1'46.628		11:26'27.111
2	17.465	32.024	20.951	31.204	1'41.644	318,6	11:28'08.755
3	17.558	31.959	20.908	31.323	1'41.748	315,8	11:29'50.503
4	17.483	31.977	20.893	31.192	1'41.545	315,8	11:31'32.048
5	17.418	31.999	20.765	31.311	1'41.493	319,5	11:33'13.541
Race Time 8'33.058							

3° 19 A. BAUTISTA (1'42.012)							
Lap	Seg.1	Seg.2	Seg.3	Seg.4	Lap Time	km/h	Local Time
1				31.293	1'46.390		11:26'26.873
2	17.622	32.294	21.322	31.559	1'42.797	321,4	11:28'09.670
3	17.511	32.021	21.089	31.391	1'42.012	326,3	11:29'51.682
4	17.544	32.148	21.037	31.437	1'42.166	326,3	11:31'33.848
5	17.408	32.232	21.092	31.521	1'42.253	323,3	11:33'16.101
Race Time 8'35.618							

4° 22 A. LOWES (1'41.847)							
Lap	Seg.1	Seg.2	Seg.3	Seg.4	Lap Time	km/h	Local Time
1				31.591	1'46.872		11:26'27.355
2	17.581	31.915	21.152	31.199	1'41.847	319,5	11:28'09.202
3	17.633	31.970	20.929	31.389	1'41.921	316,7	11:29'51.123
4	17.644	32.117	21.185	31.665	1'42.611	314,0	11:31'33.734
5	17.757	32.086	21.190	31.511	1'42.544	314,0	11:33'16.278
Race Time 8'35.795							

5° 21 M. RINALDI (1'41.689)							
Lap	Seg.1	Seg.2	Seg.3	Seg.4	Lap Time	km/h	Local Time
1				31.858	1'47.710		11:26'28.193
2	17.542	31.835	20.844	31.468	1'41.689	320,5	11:28'09.882
3	17.613	32.005	20.980	31.416	1'42.014	322,4	11:29'51.896
4	17.500	32.239	21.056	31.489	1'42.284	322,4	11:31'34.180
5	17.679	32.221	21.068	31.610	1'42.578	323,4	11:33'16.758
Race Time 8'36.275							

6° 47 A. BASSANI (1'41.939)							
Lap	Seg.1	Seg.2	Seg.3	Seg.4	Lap Time	km/h	Local Time
1				31.871	1'47.922		11:26'28.405
2	17.576	32.072	20.939	31.352	1'41.939	319,5	11:28'10.344
3	17.602	32.376	21.125	31.616	1'42.719	319,5	11:29'53.063
4	17.726	32.363	21.085	31.619	1'42.793	316,7	11:31'35.856
5	17.698	32.364	21.115	31.728	1'42.905	316,7	11:33'18.761
Race Time 8'38.278							

7° 91 L. HASLAM (1'42.162)							
Lap	Seg.1	Seg.2	Seg.3	Seg.4	Lap Time	km/h	Local Time
1				31.863	1'48.153		11:26'28.636
2	17.648	32.097	21.029	31.388	1'42.162	320,5	11:28'10.798
3	17.658	32.088	21.153	31.550	1'42.449	321,4	11:29'53.247
4	17.717	32.391	21.167	31.531	1'42.806	314,9	11:31'36.053
5	17.650	32.383	21.159	31.814	1'43.006	320,5	11:33'19.059
Race Time 8'38.576							

8° 31 G. GERLOFF (1'42.314)							
Lap	Seg.1	Seg.2	Seg.3	Seg.4	Lap Time	km/h	Local Time
1				31.702	1'48.289		11:26'28.772
2	17.638	32.203	21.108	31.386	1'42.335	317,6	11:28'11.107
3	17.741	32.003	21.120	31.450	1'42.314	316,7	11:29'53.421

4	17.629	32.431	21.162	31.541	1'42.763	321,4	11:31'36.184
5	17.618	32.432	21.254	31.656	1'42.960	322,4	11:33'19.144
Race Time 8'38.661							

9° 23 C. PONSSON (1'43.136)							
Lap	Seg.1	Seg.2	Seg.3	Seg.4	Lap Time	km/h	Local Time
1					31.906	1'49.185	11:26'29.668
2	17.845	32.472	21.339	31.655	1'43.311	314,0	11:28'12.979
3	17.771	32.357	21.308	31.700	1'43.136	314,9	11:29'56.115
4	17.818	32.440	21.274	31.729	1'43.261	313,0	11:31'39.376
5	17.869	32.366	21.275	31.958	1'43.468	307,7	11:33'22.844
Race Time 8'42.361							

10° 36 L. MERCADO (1'43.142)							
Lap	Seg.1	Seg.2	Seg.3	Seg.4	Lap Time	km/h	Local Time
1					32.275	1'48.814	11:26'29.297
2	17.834	32.407	21.109	31.792	1'43.142	315,8	11:28'12.439
3	17.804	32.406	21.211	31.979	1'43.400	309,5	11:29'55.839
4	17.782	32.552	21.233	31.906	1'43.473	309,5	11:31'39.312
5	18.028	32.481	21.062	32.265	1'43.836	308,6	11:33'23.148
Race Time 8'42.665							

11° 76 S. CAVALIERI (1'43.427)							
Lap	Seg.1	Seg.2	Seg.3	Seg.4	Lap Time	km/h	Local Time
1					31.939	1'49.409	11:26'29.892
2	17.921	32.694	21.251	31.686	1'43.552	304,2	11:28'13.444
3	17.853	32.558	21.260	31.784	1'43.455	314,9	11:29'56.899
4	17.728	32.694	21.253	31.752	1'43.427	318,6	11:31'40.326
5	17.831	32.683	21.335	31.922	1'43.771	317,6	11:33'24.097
Race Time 8'43.614							

12° 32 I. VINALES (1'43.554)							
Lap	Seg.1	Seg.2	Seg.3	Seg.4	Lap Time	km/h	Local Time
1					31.920	1'49.894	11:26'30.377
2	17.814	32.765	21.371	31.861	1'43.811	314,9	11:28'14.188
3	17.940	32.778	21.275	32.163	1'44.156	308,6	11:29'58.344
4	17.775	32.538	21.227	32.014	1'43.554	311,2	11:31'41.898
5	17.937	32.863	21.416	31.929	1'44.145	313,0	11:33'26.043
Race Time 8'45.560							

13° 94 J. FOLGER (1'43.874)							
Lap	Seg.1	Seg.2	Seg.3	Seg.4	Lap Time	km/h	Local Time
1					31.972	1'49.645	11:26'30.128
2	17.887	32.736	21.359	31.910	1'43.892	318,6	11:28'14.020
3	17.947	32.748	21.260	31.968	1'43.923	314,0	11:29'57.943
4	17.833	32.512	21.181	32.348	1'43.874	315,8	11:31'41.817
5	17.842	32.989	21.456	32.231	1'44.518	317,6	11:33'26.335
Race Time 8'45.852							

14° 84 L. CRESSON (1'44.154)							
Lap	Seg.1	Seg.2	Seg.3	Seg.4	Lap Time	km/h	Local Time
1					32.144	1'49.110	11:26'29.593
2	18.035	32.676	21.423	32.020	1'44.154	312,1	11:28'13.747
3	17.970	32.782	21.484	32.293	1'44.529	309,5	11:29'58.276
4	18.061	32.816	21.688	32.111	1'44.676	308,6	11:31'42.952
5	18.054	32.957	21.761	32.119	1'44.891	304,2	11:33'27.843
Race Time 8'47.360							

15° 45 S. REDDING (1'42.201)							
Lap	Seg.1	Seg.2	Seg.3	Seg.4	Lap Time	km/h	Local Time
1					46.750	2'02.219	11:26'42.702
2	17.874	32.506	21.095	31.682	1'43.157	314,0	11:28'25.859
3	17.703	32.333	21.063	31.491	1'42.590	315,8	11:30'08.449
4	17.617	32.304	21.117	31.535	1'42.573	317,6	11:31'51.022
5	17.582	32.192	20.892	31.535	1'42.201	319,5	11:33'33.223
Race Time 8'52.740							

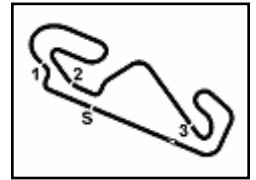
16° 83 L. EPIS (1'46.929)							
Lap	Seg.1	Seg.2	Seg.3	Seg.4	Lap Time	km/h	Local Time

19/09/2021

P = Pits In/Out - C = Lap Time Cancelled

These data/results cannot be reproduced, stored and/or transmitted in whole or in part by any manner of electronic, mechanical, photocopying, recording, broadcasting or otherwise now known or herein after developed without the previous express consent by the copyright owner, except for reproduction in daily press and regular printed publications on sale to the public within 60 days of the event related to those data/results and always provided that copyright symbol appears together as follows below.

© DORNA WSBK ORGANIZATION Srl 2021



Hyundai N Catalunya Round, 17-19 September 2021 Chronological Analysis Tissot Superpole Race

Start at 11:24'40.483

1			32.448	1'51.222		11:26'31.705
2	18.124	34.033	22.130	32.850	1'47.137	300,0 11:28'18.842
3	18.688	33.518	22.501	32.879	1'47.586	295,1 11:30'06.428
4	18.623	33.275	22.140	32.891	1'46.929	294,3 11:31'53.357
5	18.921	33.517	22.866	33.442	1'48.746	291,9 11:33'42.103

Race Time 9'01.620

RET 44 L. MAHIAS (1'43.560)							
Lap	Seg.1	Seg.2	Seg.3	Seg.4	Lap Time	km/h	Local Time
1			21.792	32.150	2'07.789		11:26'48.272
2	18.117	32.411	21.264	31.768	1'43.560	300,8	11:28'31.832
3	17.941	34.001	26.041	47.705	2'05.688P	302,5	11:30'37.520

Race Time 5'57.037

RET 55 A. LOCATELLI							
Lap	Seg.1	Seg.2	Seg.3	Seg.4	Lap Time	km/h	Local Time
1				2'08.093	3'23.495P		11:28'03.978

Race Time 3'23.495

19/09/2021 P = Pits In/Out - C = Lap Time Cancelled

These data/results cannot be reproduced, stored and/or transmitted in whole or in part by any manner of electronic, mechanical, photocopying, recording, broadcasting or otherwise now known or herein after developed without the previous express consent by the copyright owner, except for reproduction in daily press and regular printed publications on sale to the public within 60 days of the event related to those data/results and always provided that copyright symbol appears together as follows below.

© DORNA WSBK ORGANIZATION Srl 2021

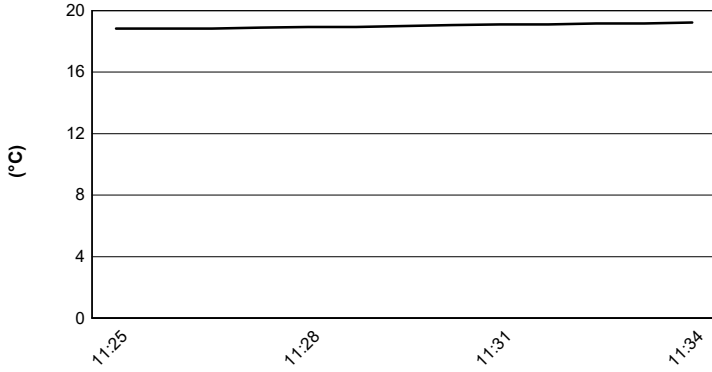
Hyundai N Catalunya Round, 17-19 September 2021

Weather Report Tissot Superpole Race

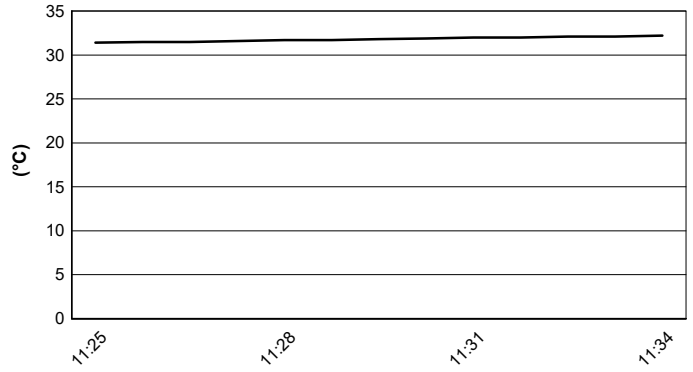
Session started 11:25 - Session ended 11:34

Circuit de Barcelona 4.657 m


Air Temperature



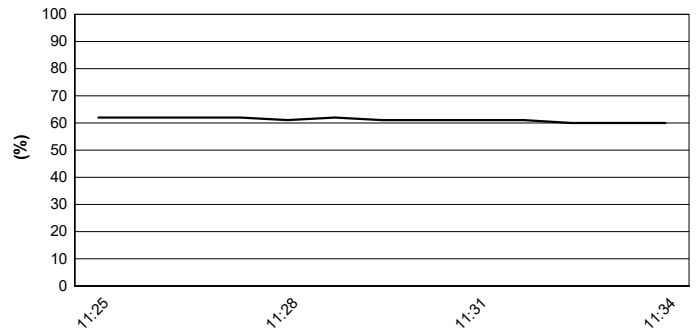
Track Temperature



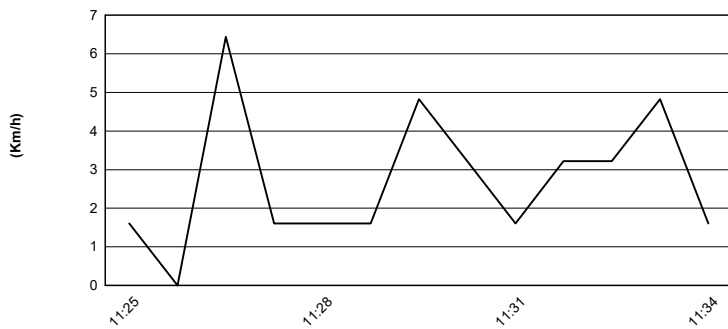
Air Pressure



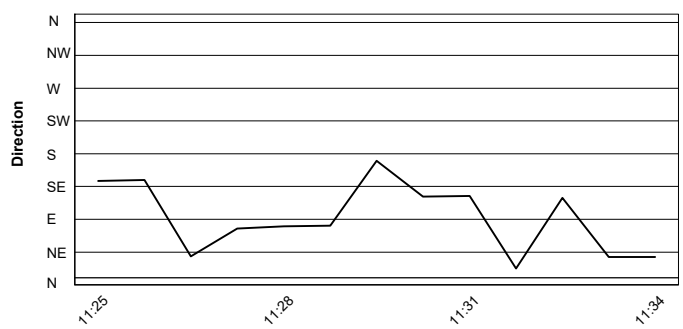
Humidity



Wind Speed



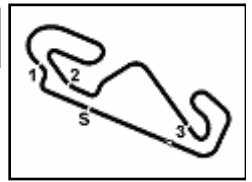
Wind Direction



19/09/2021

These data/results cannot be reproduced, stored and/or transmitted in whole or in part by any manner of electronic, mechanical, photocopying, recording, broadcasting or otherwise now known or herein after developed without the previous express consent by the copyright owner, except for reproduction in daily press and regular printed publications on sale to the public within 60 days of the event related to those data/results and always provided that copyright symbol appears together as follows below.

© DORNA WSBK ORGANIZATION Srl 2021



Hyundai N Catalunya Round, 17-19 September 2021
Manufacturers Standings

Circuit de Barcelona 4.657 m

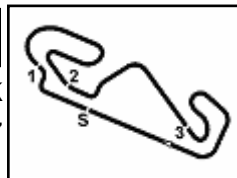
	Points	Points From First	Points From Previous	May 23	May 30	June 13	July 4	July 25	August 8	August 22	September 5	September 19	September 26	October 3	October 16	November 14		
				ARAGON	ESTORIL	MISANO	DONINGTON	ASSEN	MOST	NAVARRA	MAGNY-COURS	BARCELONA	JEREZ	PORTIMAO	VILLICUM	MANDALIKA		
1 YAMAHA	404			16 10 7	20 16 9	20 25 9	25 25 5	16 16 7	25 20 12	16 25 7	25 25 9	5 9						
2 KAWASAKI	402	2		25 20 12	16 25 12	16 16 7	20 10 12	25 25 12	4 16 7	20 16 9	20 20 12	13 12						
3 DUCATI	398	6	4	13 25 6	25 20 7	25 20 12	6 13 2	20 20 9	20 25 9	25 20 12	13 16 5	25 5						
4 BMW	211	193	187	10 13 5	9 10 3	8 6 3	13 16 9	13 10 3	7 9 5	10 11 4	11 8 4	11						
5 HONDA	159	245	52	8 5 3	8 9	10 8	10 7 6	8 11	9 6 1	3 8	10 10 3	9 7						

19/09/2021 First Line: Race 1 & 2 - Second Line: Tissot Superpole Race

These data/results cannot be reproduced, stored and/or transmitted in whole or in part by any manner of electronic, mechanical, photocopying, recording, broadcasting or otherwise now known or herein after developed without the previous express consent by the copyright owner, except for reproduction in daily press and regular printed publications on sale to the public within 60 days of the event related to those data/results and always provided that copyright symbol appears together as follows below.

© DORNA WSBK ORGANIZATION Srl 2021




Hyundai N Catalunya Round, 17-19 September 2021
Tissot Superpole Award

Circuit de Barcelona 4.657 m

	Points	Points From First	Points From Previous	May 23	May 30	June 13	July 4	July 25	August 8	August 22	September 5	September 19	September 26	October 3	October 16	November 14			
				ARAGON	ESTORIL	MISANO	DONINGTON	ASSEN	MOST	NAVARRA	MAGNY-COURS	BARCELONA	JEREZ	PORTIMAO	VILLICUM	MANDALIKA			
1 REA Jonathan (GBR)	198			12 12	12 12	12 7	12 12	12 12	12 7	12 9	12 12	7 12							
2 RAZGATLIOGLU Toprak (TUR)	124	74		4	7 9	9 9	4	9 7	9 12	2 7	9 9	9 9							
3 REDDING Scott (GBR)	106	92	18	9 2	9 7	7 6	4	7 5	7 9	9 12	2 5	6							
4 SYKES Tom (GBR)	83	115	23	7	5 3	5 3	7 9	3	6 5	7 4	7	12							
5 LOWES Alex (GBR)	79	119	4	6 9	4	4 5	6	5 4	1 3	3 5	6 7	5 6							
6 RINALDI Michael Ruben (ITA)	57	141	22	1	4 5	6 12	2	6 9	2		3	2 5							
7 GERLOFF Garrett (USA)	50	148	7	4 7	6 6	2	5 5	2	5 4	1 1		2							
8 LOCATELLI Andrea (ITA)	49	149	1		1	1	1	3 6	4 6	6 6	5 6	4							
9 VAN DER MARK Michael (NED)	30	168	19	5			9 7	1		2	1 4	1							
10 HASLAM Leon (GBR)	28	170	2	3			3 6	2	3		4 1	3 3							
11 DAVIES Chaz (GBR)	26	172	2	5 6	1		1 2	1		5 3	2								
12 BAUTISTA Alvaro (ESP)	17	181	9	2 3		1			1		3	7							
13 MAHIAS Lucas (FRA)	13	185	4		3	3	3			4									
14 BASSANI Axel (ITA)	12	186	1			2 4			2			4							
15 FOLGER Jonas (GER)	4	194	8					4											
16 LAVERTY Eugene (IRL)	2	196	2		2														
17 RABAT Tito (ESP)	2	196	0		2														
18 PONSSON Christophe (FRA)	1	197	1									1							
19 NOZANE Kohta (JPN)	1	197	0	1															

19/09/2021 Odd points columns: Tissot Superpole Even points columns: Tissot Superpole Race

These data/results cannot be reproduced, stored and/or transmitted in whole or in part by any manner of electronic, mechanical, photocopying, recording, broadcasting or otherwise now known or herein after developed without the previous express consent by the copyright owner, except for reproduction in daily press and regular printed publications on sale to the public within 60 days of the event related to those data/results and always provided that copyright symbol appears together as follows below.

© DORNA WSBK ORGANIZATION Srl 2021