

Acerbis Czech Round, 28-30 July 2023

Results Race 1

Laps 22 = 92,664 Km - Time of Race 36'10.894 - Avg. 153,665 km/h

1 / 2

Pos	Grid	No. Rider	Nat	Team	Bike	Class	LL	Gap	Rel.	Fastest Lap	Speed	Qualifying	Speed
1	5	65 J. REA	GBR	Kawasaki Racing Team WorldSBK	Kawasaki ZX-10RR		22			1'35.005	288,9	1'31.458	293,6
2	1	54 T. RAZGATLIOGLU	TUR	Pata Yamaha Prometeon WorldSBK	Yamaha YZF R1		22	4.007	4.007	1'34.386	290,5	1'30.801	292,8
3	2	9 D. PETRUCCI	ITA	Barni Spark Racing Team	Ducati Panigale V4R	IND	22	7.939	3.932	1'34.506	293,6	1'31.261	293,6
4	15	45 S. REDDING	GBR	ROKIT BMW Motorrad WorldSBK Team	BMW M1000 RR		22	14.736	6.797	1'34.897	292,8	1'32.253	295,2
5	11	7 I. LECUONA	ESP	Team HRC	Honda CBR1000 RR-R		22	14.903	0.167	1'34.677	299,2	1'31.931	300,8
6	7	55 A. LOCATELLI	ITA	Pata Yamaha Prometeon WorldSBK	Yamaha YZF R1		22	15.690	0.787	1'35.050	289,7	1'31.680	293,6
7	4	47 A. BASSANI	ITA	Motocorsa Racing	Ducati Panigale V4R	IND	22	23.273	7.583	1'32.619	297,6	1'31.430	293,6
8	10	77 D. AEGERTER	SUI	GYTR GRT Yamaha WorldSBK Team	Yamaha YZF R1	IND	22	23.777	0.504	1'35.243	293,6	1'31.822	292,8
9	12	22 A. LOWES	GBR	Kawasaki Racing Team WorldSBK	Kawasaki ZX-10RR		22	25.653	1.876	1'35.247	292,8	1'31.951	294,4
10	13	76 L. BAZ	FRA	Bonovo Action BMW	BMW M1000 RR	IND	22	26.455	0.802	1'35.246	292,0	1'32.037	298,4
11	3	87 R. GARDNER	AUS	GYTR GRT Yamaha WorldSBK Team	Yamaha YZF R1	IND	22	38.338	11.883	1'33.154	292,8	1'31.419	291,2
12	14	1 A. BAUTISTA	ESP	Aruba.it Racing - Ducati	Ducati Panigale V4R		22	42.088	3.750	1'32.400	299,2	1'32.177	297,6
13	18	60 M. VAN DER MARK	NED	ROKIT BMW Motorrad WorldSBK Team	BMW M1000 RR		22	1'00.306	18.218	1'33.838	290,5	1'33.175	294,4
14	8	21 M. RINALDI	ITA	Aruba.it Racing - Ducati	Ducati Panigale V4R		22	1'01.708	1.402	1'33.262	295,2	1'31.715	293,6
15	20	53 T. RABAT	ESP	Kawasaki Puccetti Racing	Kawasaki ZX-10RR	IND	21	1 Lap	1 Lap	1'34.624	291,2	1'33.440	290,5
16	16	34 L. BALDASSARRI	ITA	GMT94 Yamaha	Yamaha YZF R1	IND	21	1 Lap	0.320	1'34.167	283,7	1'32.713	290,5
17	9	97 X. VIERGE	ESP	Team HRC	Honda CBR1000 RR-R		21	1 Lap	7.333	1'33.412	296,8	1'31.813	298,4
18	19	32 I. VINALES	ESP	TPR Team Pedercini Racing	Kawasaki ZX-10RR	IND	21	1 Lap	21.024	1'36.058	278,0	1'33.297	285,2
19	21	20 R. TAMBURINI	ITA	Yamaha Motoxrcing WorldSBK Team	Yamaha YZF R1	IND	21	1 Lap	24.623	1'35.135	286,7	1'33.575	290,5
20	23	52 D. KONIG	CZE	Orelac Racing MOVISIO	Kawasaki ZX-10RR	IND	21	1 Lap	14.976	1'35.427	285,9	1'34.939	286,7
-----Not Classified-----													
RET	24	5 P. OETTL	GER	Team GoEleven	Ducati Panigale V4R	IND	19	3 Laps		1'39.336	286,7		292,8
RET	22	38 H. SOOMER	EST	PETRONAS MIE Racing Honda Team	Honda CBR1000 RR-R	IND	16	6 Laps		1'34.863	292,8	1'33.662	286,7
RET	17	51 E. GRANADO	BRA	PETRONAS MIE Racing Honda Team	Honda CBR1000 RR-R	IND	7	15 Laps		1'45.602	283,7	1'32.953	295,2
RET	6	31 G. GERLOFF	USA	Bonovo Action BMW	BMW M1000 RR	IND	4	18 Laps		1'47.411	283,7	1'31.659	296,8

AIR	Humidity:	81%	Temp:	20°C
TRACK	Condition:	Wet	Temp:	26°C

Records	Pole [SP]	2023	T.Razgatioglu	1'30.801	166,994 Km/h
	Race [SPRC]	2022	T.Razgatioglu	1'31.180	166,300 Km/h
	All Times [SP]	2023	T.Razgatioglu	1'30.801	166,994 Km/h
Race Fastest Lap		Lap 19	A.Bautista	1'32.400	164,104 Km/h

LAP LEADERS					
No. Rider	From	To	Laps	Total	
47 A. BASSANI	1	5	5	5	
65 J. REA	6	22	17	17	

TOTAL LEADER LAPS		
No. Rider	Laps	
1 A. BAUTISTA	232	
54 T. RAZGATLIOGLU	55	
65 J. REA	46	
21 M. RINALDI	12	
47 A. BASSANI	10	
55 A. LOCATELLI	8	

Start End The results are provisional until the end of the time limit for protests and appeals and the completion of the technical checks.

29/07/2023 14:00 14:39

These data/results cannot be reproduced, stored and/or transmitted in whole or in part by any manner of electronic, mechanical, photocopying, recording, broadcasting or otherwise now known or herein after developed without the previous express consent by the copyright owner, except for reproduction in daily press and regular printed publications on sale to the public within 60 days of the event related to those data/results and always provided that copyright symbol appears together as follows below.

© DORNA WSBK ORGANIZATION Srl 2023

Acerbis Czech Round, 28-30 July 2023

Results Race 1

Race Highlights

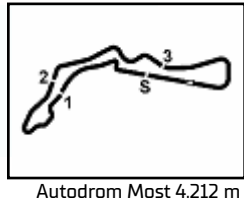
Time	No. Rider	Description
13.45.00		Sighting Lap Started
13.53.08		WET RACE
13.57.56		Warm-up Lap Started
14.00.11	45 S. REDDING	Entered Pits
14.00.55		Start
14.01.12	45 S. REDDING	Exited Pits
14.03.01		No Jump Starts
14.08.10	97 X. VIERGE	Entered Pits
14.08.18	21 M. RINALDI	Entered Pits
14.08.33	52 O. KONIG	Entered Pits
14.09.16	21 M. RINALDI	Exited Pits
14.09.36	31 G. GERLOFF	Crashed - Turn 15
14.09.52	1 A. BAUTISTA	Entered Pits
14.09.53	87 R. GARDNER	Entered Pits
14.09.59	31 G. GERLOFF	Not Actively Competing
14.10.00	60 M. VAN DER MARK	Entered Pits
14.10.18	53 T. RABAT	Entered Pits
14.10.27	38 H. SOOMER	Entered Pits
14.10.38	97 X. VIERGE	Exited Pits
14.10.48	52 O. KONIG	Exited Pits
14.10.51	87 R. GARDNER	Exited Pits
14.10.58	60 M. VAN DER MARK	Exited Pits
14.11.08	1 A. BAUTISTA	Exited Pits
14.11.23	47 A. BASSANI	Entered Pits
14.11.28	38 H. SOOMER	Exited Pits
14.11.31	53 T. RABAT	Exited Pits
14.12.22	20 R. TAMBURINI	Entered Pits
14.12.23	47 A. BASSANI	Exited Pits
14.13.24	34 L. BALDASSARRI	Entered Pits
14.13.33	51 E. GRANADO	On the Gravel - Re-Joined - Turn 15
14.13.46	32 I. VINALES	Entered Pits
14.13.54	20 R. TAMBURINI	Exited Pits
14.14.10	51 E. GRANADO	Entered Pits
14.14.26	34 L. BALDASSARRI	Exited Pits
14.14.59	32 I. VINALES	Exited Pits
14.20.45	51 E. GRANADO	Retired
14.24.20		2/3 of Race Distance Completed
14.30.53	38 H. SOOMER	Crashed - Turn 20
14.31.25	38 H. SOOMER	Not Actively Competing
14.33.42	5 P. DETTL	Entered Pits
14.35.22	5 P. DETTL	Retired
14.35.41	34 L. BALDASSARRI	Crashed - Turn 2
14.35.48	34 L. BALDASSARRI	Re-joined
14.37.36		Podium Confirmed
14.38.53		Results confirmed
14.39.45		End Of Session

Start End The results are provisional until the end of the time limit for protests and appeals and the completion of the technical checks.

29/07/2023 14:00 14:39

These data/results cannot be reproduced, stored and/or transmitted in whole or in part by any manner of electronic, mechanical, photocopying, recording, broadcasting or otherwise now known or herein after developed without the previous express consent by the copyright owner, except for reproduction in daily press and regular printed publications on sale to the public within 60 days of the event related to those data/results and always provided that copyright symbol appears together as follows below.

© DORNA WSBK ORGANIZATION Srl 2023

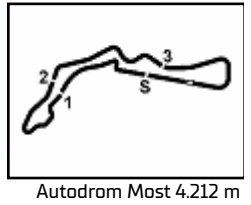


Acerbis Czech Round, 28-30 July 2023 Championship Standings

1 / 2

	Points	Points From First	Points From Previous	February 26 PHILLIP ISLAND	March 5 MANDALIKA	April 23 ASSEN	May 7 BARCELONA	June 4 MISANO	July 2 DONINGTON PARK	July 16 IMOLA	July 30 MOST	September 10 MAGNY-COURS	September 24 ARAGON	October 1 PORTIMAO	TBA					
1 BAUTISTA Alvaro (ESP)	395			25 25 12	25 25 12	25 25 12	25 25 12	25 25 12	25 25 9	25 9	4									
2 RAZGATLIOGLU Toprak (TUR)	341	54		16 7	20 20 12	16 20 7	20 20 9	16 20 9	20 20 12	20 25 12	20									
3 REA Jonathan (GBR)	226	169	115	20 8 3	7 6	20 9	16 11 5	11 13 5	16 11 7	16 16 6	25									
4 LOCATELLI Andrea (ITA)	218	177	8	13 16 5	16 11 9	13 16 5	13 9 7	4 10 3	11 8 6	13 13 7	10									
5 BASSANI Axel (ITA)	188	207	30	11 13 1	13 8 5	11 11 4	9 5 4	13 16 6	9 9 2	9 20 4	9									
6 PETRUCCI Danilo (ITA)	133	262	55	8 7 5	11 10 7	7 8 8	4 9	9 13	13 16 5	10 7 2	16									
7 RINALDI Michael Ruben (ITA)	131	264	2	2 20 9	13 3	1 6 3	16 2	20 7	3 3	11 11 5	2									
8 LOWES Alex (GBR)	116	279	15	6 6	6 3 7	9 7 6	13 5	9 4	10 10 4	7 3	7									
9 AEGERTER Dominique (SUI)	109	286	7	3 9 3	8 4 4	10 13 3	11 8 4	10 5 4	4 5 5	4 8										
10 VIERGE Xavi (ESP)	98	297	11	9 5 4	9 16 4	5 1	8 10 1	6 11 2	5 5	4 2 2										
11 REDDING Scott (GBR)	91	304	7	7 3 1	6 1	6 9 2		5 2 3	8 13 1	6 8 1	13									
12 GARDNER Remy (AUS)	84	311	7	4 6 9	9 8	8 10 10	6 3 6	7 6 6	6 4 4	5 5 5	5									
13 LECUONA Iker (ESP)	83	312	1	10 10 2	4 7 7		10 7 6	8 8	2 2	6 11 11										
14 GERLOFF Garrett (USA)	67	328	16	6 2 2	2 5 5	4 4 4	7 6 3	3 8 1	7 3	3 3 3										
15 OETTL Philipp (GER)	53	342	14	5 11 4	3 3	2 5 5	5 2 2	2 7 7	6 6	1 1										
16 BAZ Loris (FRA)	36	359	17	1 1	5 5		3 3	4 4		8 9 9	6									
17 VAN DER MARK Michael (NED)	22	373	14	4 4	10 10	3 3					3									
18 RAY Bradley (GBR)	19	376	3				4 1 4		3 3	1 10 10										
19 SYKES Tom (GBR)	11	384	8			1 1		3 3	7 7											
20 BALDASSARRI Lorenzo (ITA)	9	386	2		1 2 2	3 3		1 1	2 2											
21 SYHRIN Hafizh (MAS)	8	387	1	1 1	1 1	2 2 2		1 1	1 1											
22 HASLAM Leon (GBR)	2	393	6							2 2										
23 RABAT Tito (ESP)	1	394	1								1 1									
24 VINALES Isaac (ESP)	1	394	0						1 1											
25 LOPES Ivo Miguel (POR)	1	394	0				1 1													

29/07/2023
These data/results cannot be reproduced, stored and/or transmitted in whole or in part by any manner of electronic, mechanical, photocopying, recording, broadcasting or otherwise now known or herein after developed without the previous express consent by the copyright owner, except for reproduction in daily press and regular printed publications on sale to the public within 60 days of the event related to those data/results and always provided that copyright symbol appears together as follows below.
© DORNA WSBK ORGANIZATION Srl 2023



Acerbis Czech Round, 28-30 July 2023 Championship Standings

2 / 2

Points	Points From First	Points From Previous	Independent Riders															
			February 26 PHILLIP ISLAND	March 5 MANDALIKA	April 23 ASSEN	May 7 BARCELONA	June 4 MISANO	July 2 DONINGTON PARK	July 16 IMOLA	July 30 MOST	September 10 MAGNY-COURS	September 24 ARAGON	October 1 PORTIMAO	TBA				
1	BASSANI Axel [ITA]	188	11 13 1	13 8 5	11 11 4	9 5	13 16 6	9 9 2	9 20 4	9								
2	PETRUCCI Danilo [ITA]	133 55	8 7	11 10	7 8	4	9	13 16 5	10 7 2	16								
3	AEGERTER Dominique [SUI]	109 79 24	3 9	8 4	10 13 3	11 8 4	10 5	4 5	4 8									
4	GARDNER Remy [AUS]	84 104 25	4 6	9	8 10	6 3	7 6	6 4	5 5	5								
5	GERLOFF Garrett [USA]	67 121 17	6 2	2 5	4 4	7 6 3	3 8 1	7 3 3	3 3									
6	QETTL Philipp [GER]	53 135 14	5 11 4	3	2 5	5 2	2 7	6	1									
7	BAZ Loris [FRA]	36 152 17	1 5			3	4		8 9 6									
8	RAY Bradley [GBR]	19 169 17				4 1		3	1 10									
9	BALDASSARRI Lorenzo [ITA]	9 179 10		1 2	3		1	2										
10	SYHRIN Hafizh [MAS]	8 180 1	1	1	2 2		1	1										
11	RABAT Tito [ESP]	1 187 7								1								
12	VINALES Isaac [ESP]	1 187 0						1										
13	SYKES Tom [GBR]	1 187 0			1													

29/07/2023

These data/results cannot be reproduced, stored and/or transmitted in whole or in part by any manner of electronic, mechanical, photocopying, recording, broadcasting or otherwise now known or herein after developed without the previous express consent by the copyright owner, except for reproduction in daily press and regular printed publications on sale to the public within 60 days of the event related to those data/results and always provided that copyright symbol appears together as follows below.

© DORNA WSBK ORGANIZATION Srl 2023

FICR PERUGIA TIMING



Acerbis Czech Round, 28-30 July 2023

Lap Chart Race 1

1 / 4

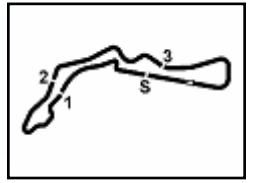
Lap																						
	1	2	3	4	5	6	7	8	9	10	11	12	13	14	15	16	17	18	19	20	21	22
1	47	47	47	47	47	65	65	65	65	65	65	65	65	65	65	65	65	65	65	65	65	65
2	87	87	87	87	65	47	45	45	45	9	54	54	54	54	54	54	54	54	54	54	54	54
3	1	1	1	1	9	45	9	9	9	54	9	9	9	9	9	9	9	9	9	9	9	9
4	97	97	65	65	54	9	55	54	54	45	45	45	55	55	55	55	45	45	45	45	45	45
5	65	65	97	60	45	55	54	55	55	55	55	55	45	45	45	45	55	55	55	55	7	7
6	21	21	60	34	34	54	7	7	7	7	7	7	7	7	7	7	7	7	7	7	55	55
7	60	60	21	31	55	34	76	76	76	76	76	76	76	76	76	76	77	77	77	77	77	47
8	31	34	31	9	1	7	22	22	22	77	77	77	77	77	77	76	76	22	22	22	22	77
9	55	31	34	54	7	76	77	77	77	22	22	22	22	22	22	22	22	22	76	76	76	22
10	34	55	55	55	87	22	5	5	5	47	47	47	47	47	47	47	47	47	47	47	47	76
11	9	9	9	45	76	77	34	47	47	47	5	5	87	87	87	87	87	87	87	87	87	87
12	54	53	54	5	22	5	32	87	87	87	87	87	5	1	1	1	1	1	1	1	1	1
13	53	54	53	97	77	32	47	60	1	1	1	1	1	5	60	60	60	60	60	60	60	60
14	52	52	5	76	5	51	87	1	60	60	60	60	60	60	5	21	21	21	21	21	21	21
15	76	76	45	7	60	87	60	21	21	21	21	21	21	21	5	5	5	34	34	34	53	
16	22	5	76	22	32	20	1	34	34	34	34	34	34	34	34	34	34	34	5	53	34	
17	5	32	32	77	51	60	21	38	38	38	38	38	38	38	38	38	53	53	53	97	97	
18	77	45	22	32	53	21	51	53	53	53	53	53	53	53	53	97	97	97	97	32	32	
19	32	22	7	53	20	1	38	32	32	32	32	32	32	32	97	97	32	32	32	20	20	
20	7	7	77	21	38	38	53	97	97	97	97	97	97	97	32	32	20	20	20	52	52	
21	45	77	52	38	21	53	97	20	20	20	20	20	20	20	20	20	52	52	52			
22	38	38	38	20	97	97	20	52	52	52	52	52	52	52	52	52						
23	20	20	20	51	52	52	52															
24	51	51	51	52																		

Final Result		
1	65 J. REA	Laps 22
2	54 T. RAZGATLIOGLU	4.007
3	9 D. PETRUCCI	7.939
4	45 S. REDDING	14.736
5	7 I. LECUONA	14.903
6	55 A. LOCATELLI	15.690
7	47 A. BASSANI	23.273
8	77 D. AEGERTER	23.777
9	22 A. LOWES	25.653
10	76 L. BAZ	26.455
11	87 R. GARDNER	38.338
12	1 A. BAUTISTA	42.088
13	60 M. VAN DER MARK	1'00.306
14	21 M. RINALDI	1'01.708
15	53 T. RABAT	1 Lap
16	34 L. BALDASSARRI	1 Lap
17	97 X. VIERGE	1 Lap
18	32 I. VINALES	1 Lap
19	20 R. TAMBURINI	1 Lap
20	52 D. KONIG	1 Lap
RET	5 P. OETTL	3 Laps
RET	38 H. SOOMER	6 Laps
RET	51 E. GRANADO	15 Laps
RET	31 G. GERLOFF	18 Laps

29/07/2023

These data/results cannot be reproduced, stored and/or transmitted in whole or in part by any manner of electronic, mechanical, photocopying, recording, broadcasting or otherwise now known or herein after developed without the previous express consent by the copyright owner, except for reproduction in daily press and regular printed publications on sale to the public within 60 days of the event related to those data/results and always provided that copyright symbol appears together as follows below.

© DORNA WSBK ORGANIZATION Srl 2023



Autodrom Most 4.212 m

Acerbis Czech Round, 28-30 July 2023

Lap Chart Race 1

Lap 1		
1	47	A.Bassani 1'51.999
2	87	R.Gardner 2.289
3	1	A.Bautista 5.336
4	97	X.Vierge 5.710
5	65	J.Rea 5.897
6	21	M.Rinaldi 6.814
7	60	M.van der Mark 9.126
8	31	G.Gerloff 10.149
9	55	A.Locatelli 10.462
10	34	L.Baldassarri 10.551
11	9	D.Petrucci 11.382
12	54	T.Razgatlioglu 11.822
13	53	T.Rabat 12.164
14	52	O.Konig 12.714
15	76	L.Baz 13.235
16	22	A.Lowes 13.571
17	5	P.Oettl 13.859
18	77	D.Aegerter 14.105
19	32	I.Vinales 14.538
20	7	I.Lecuona 15.154
21	45	S.Redding 15.722
22	38	H.Soomer 16.012
23	20	R.Tamburini 16.215
24	51	E.Granado 19.758

21	52	O.Konig 29.213
22	38	H.Soomer 31.497
23	20	R.Tamburini 35.893
24	51	E.Granado 42.149

Lap 4		
1	47	A.Bassani 7'10.707
2	87	R.Gardner 9.713
3	1	A.Bautista 10.243
4	65	J.Rea 10.266
5	60	M.van der Mark 18.610
6	34	L.Baldassarri 19.441
7	31	G.Gerloff 19.688
8	9	D.Petrucci 20.556
9	54	T.Razgatlioglu 20.856
10	55	A.Locatelli 21.421
11	45	S.Redding 22.611
12	5	P.Oettl 26.621
13	97	X.Vierge 26.778
14	76	L.Baz 26.981
15	7	I.Lecuona 27.074
16	22	A.Lowes 28.578
17	77	D.Aegerter 29.212
18	32	I.Vinales 31.041
19	53	T.Rabat 31.082
20	21	M.Rinaldi 33.743
21	38	H.Soomer 38.726
22	20	R.Tamburini 43.869
23	51	E.Granado 46.476
24	52	O.Konig 49.159

17	60	M.van der Mark 1'14.672
18	21	M.Rinaldi 1'18.483
19	1	A.Bautista 1'19.672
20	38	H.Soomer
21	53	T.Rabat
22	97	X.Vierge
23	52	O.Konig

Lap 7		
1	65	J.Rea 12'16.729
2	45	S.Redding 13.379
3	9	D.Petrucci 13.910
4	55	A.Locatelli 15.519
5	54	T.Razgatlioglu 15.548
6	7	I.Lecuona 19.166
7	76	L.Baz 19.957
8	22	A.Lowes 21.077
9	77	D.Aegerter 21.408
10	5	P.Oettl 32.253
11	34	L.Baldassarri 34.546
12	32	I.Vinales 56.067
13	47	A.Bassani 58.342
14	87	R.Gardner 1'05.899
15	60	M.van der Mark 1'15.843
16	1	A.Bautista 1'17.640
17	21	M.Rinaldi 1'19.709
18	51	E.Granado 1'20.096
19	38	H.Soomer
20	53	T.Rabat
21	97	X.Vierge
22	20	R.Tamburini
23	52	O.Konig

16	34	L.Baldassarri 1'29.279
17	38	H.Soomer
18	53	T.Rabat
19	32	I.Vinales
20	97	X.Vierge
21	20	R.Tamburini
22	52	O.Konig

Lap 10		
1	65	J.Rea 17'06.346
2	9	D.Petrucci 12.762
3	54	T.Razgatlioglu 12.930
4	45	S.Redding 13.526
5	55	A.Locatelli 14.664
6	7	I.Lecuona 17.690
7	76	L.Baz 19.723
8	77	D.Aegerter 21.892
9	22	A.Lowes 22.270
10	5	P.Oettl 46.923
11	47	A.Bassani 50.887
12	87	R.Gardner 1'00.922
13	1	A.Bautista 1'10.827
14	60	M.van der Mark 1'12.183
15	21	M.Rinaldi 1'17.643
16	34	L.Baldassarri 1'29.729
17	38	H.Soomer
18	53	T.Rabat
19	32	I.Vinales
20	97	X.Vierge
21	20	R.Tamburini
22	52	O.Konig

Lap 2		
1	47	A.Bassani 3'38.757
2	87	R.Gardner 5.887
3	1	A.Bautista 7.951
4	97	X.Vierge 9.059
5	65	J.Rea 9.735
6	21	M.Rinaldi 11.744
7	60	M.van der Mark 12.930
8	34	L.Baldassarri 15.665
9	31	G.Gerloff 15.712
10	55	A.Locatelli 16.501
11	9	D.Petrucci 17.243
12	53	T.Rabat 19.076
13	54	T.Razgatlioglu 19.244
14	52	O.Konig 21.132
15	76	L.Baz 21.628
16	5	P.Oettl 21.735
17	32	I.Vinales 22.634
18	45	S.Redding 23.388
19	22	A.Lowes 23.751
20	7	I.Lecuona 24.306
21	77	D.Aegerter 24.574
22	38	H.Soomer 24.945
23	20	R.Tamburini 27.100
24	51	E.Granado 33.236

Lap 5		
1	47	A.Bassani 8'55.013
2	65	J.Rea 6.297
3	9	D.Petrucci 18.403
4	54	T.Razgatlioglu 18.674
5	45	S.Redding 19.023
6	34	L.Baldassarri 19.083
7	55	A.Locatelli 19.255
8	1	A.Bautista 23.908
9	7	I.Lecuona 24.224
10	87	R.Gardner 24.643
11	76	L.Baz 24.837
12	22	A.Lowes 25.763
13	77	D.Aegerter 26.924
14	5	P.Oettl 27.608
15	60	M.van der Mark 32.026
16	32	I.Vinales 33.968
17	51	E.Granado 48.656
18	53	T.Rabat 50.136
19	20	R.Tamburini 51.912
20	38	H.Soomer 58.709
21	21	M.Rinaldi 1'20.556
22	97	X.Vierge
23	52	O.Konig

Lap 8		
1	65	J.Rea 13'53.517
2	45	S.Redding 13.242
3	9	D.Petrucci 13.580
4	54	T.Razgatlioglu 15.181
5	55	A.Locatelli 15.642
6	7	I.Lecuona 18.773
7	76	L.Baz 20.028
8	22	A.Lowes 20.589
9	77	D.Aegerter 21.107
10	5	P.Oettl 37.302
11	47	A.Bassani 56.306
12	87	R.Gardner 1'03.790
13	60	M.van der Mark 1'14.844
14	1	A.Bautista 1'14.893
15	21	M.Rinaldi 1'19.633
16	34	L.Baldassarri 1'28.079
17	38	H.Soomer
18	53	T.Rabat
19	32	I.Vinales
20	97	X.Vierge
21	20	R.Tamburini
22	52	O.Konig

Lap 11		
1	65	J.Rea 18'42.868
2	54	T.Razgatlioglu 11.339
3	9	D.Petrucci 11.957
4	45	S.Redding 13.109
5	55	A.Locatelli 13.659
6	7	I.Lecuona 16.940
7	76	L.Baz 20.008
8	77	D.Aegerter 21.497
9	22	A.Lowes 22.193
10	47	A.Bassani 47.448
11	5	P.Oettl 51.005
12	87	R.Gardner 58.120
13	1	A.Bautista 1'07.435
14	60	M.van der Mark 1'10.096
15	21	M.Rinaldi 1'16.235
16	34	L.Baldassarri 1'28.988
17	38	H.Soomer
18	53	T.Rabat
19	32	I.Vinales
20	97	X.Vierge
21	20	R.Tamburini
22	52	O.Konig

Lap 3		
1	47	A.Bassani 5'25.265
2	87	R.Gardner 8.053
3	1	A.Bautista 9.350
4	65	J.Rea 11.510
5	97	X.Vierge 11.589
6	60	M.van der Mark 16.465
7	21	M.Rinaldi 16.862
8	31	G.Gerloff 17.719
9	34	L.Baldassarri 18.285
10	55	A.Locatelli 18.514
11	9	D.Petrucci 18.988
12	54	T.Razgatlioglu 21.218
13	53	T.Rabat 24.057
14	5	P.Oettl 24.962
15	45	S.Redding 25.093
16	76	L.Baz 26.444
17	32	I.Vinales 27.160
18	22	A.Lowes 27.541
19	7	I.Lecuona 27.662
20	77	D.Aegerter 28.431

Lap 6		
1	65	J.Rea 10'39.772
2	47	A.Bassani 10.551
3	45	S.Redding 13.299
4	9	D.Petrucci 13.364
5	55	A.Locatelli 14.136
6	54	T.Razgatlioglu 14.996
7	34	L.Baldassarri 17.029
8	7	I.Lecuona 18.560
9	76	L.Baz 19.058
10	22	A.Lowes 19.480
11	77	D.Aegerter 20.050
12	5	P.Oettl 25.724
13	32	I.Vinales 35.233
14	51	E.Granado 49.499
15	87	R.Gardner 1'06.252
16	20	R.Tamburini 1'10.075

Lap 9		
1	65	J.Rea 15'29.962
2	45	S.Redding 12.907
3	9	D.Petrucci 13.076
4	54	T.Razgatlioglu 14.319
5	55	A.Locatelli 15.301
6	7	I.Lecuona 18.451
7	76	L.Baz 19.960
8	22	A.Lowes 20.632
9	77	D.Aegerter 20.915
10	5	P.Oettl 42.404
11	47	A.Bassani 53.829
12	87	R.Gardner 1'02.437
13	1	A.Bautista 1'13.843
14	60	M.van der Mark 1'13.864
15	21	M.Rinaldi 1'18.968

Lap 12		
1	65	J.Rea 20'18.675
2	54	T.Razgatlioglu 10.444
3	9	D.Petrucci 10.907
4	45	S.Redding 13.002
5	55	A.Locatelli 13.224
6	7	I.Lecuona 16.740
7	76	L.Baz 20.332
8	77	D.Aegerter 21.403
9	22	A.Lowes 22.410
10	47	A.Bassani 44.305
11	5	P.Oettl 55.819
12	87	R.Gardner 55.862
13	1	A.Bautista 1'05.524
14	60	M.van der Mark 1'10.304
15	21	M.Rinaldi 1'15.061
16	34	L.Baldassarri 1'28.631

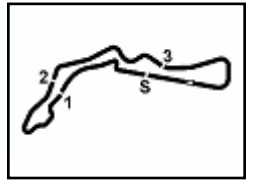
29/07/2023

These data/results cannot be reproduced, stored and/or transmitted in whole or in part by any manner of electronic, mechanical, photocopying, recording, broadcasting or otherwise now known or herein after developed without the previous express consent by the copyright owner, except for reproduction in daily press and regular printed publications on sale to the public within 60 days of the event related to those data/results and always provided that copyright symbol appears together as follows below.

© DORNA WSBK ORGANIZATION Srl 2023

FICR PERUGIA TIMING





Autodrom Most 4.212 m

Acerbis Czech Round, 28-30 July 2023

Lap Chart Race 1

3 / 4

17	38	H.Soomer
18	53	T.Rabat
19	32	I.Vinales
20	97	X.Vierge
21	20	R.Tamburini
22	52	O.Konig

18	53	T.Rabat
19	97	X.Vierge
20	32	I.Vinales
21	20	R.Tamburini
22	52	O.Konig

20	20	R.Tamburini
21	52	O.Konig

2	54	T.Razgatioglu	4.007
3	9	D.Petrucci	7.939
4	45	S.Redding	14.736
5	7	I.Lecuona	14.903
6	55	A.Locatelli	15.690
7	47	A.Bassani	23.273
8	77	D.Aegerter	23.777
9	22	A.Lowes	25.653
10	76	L.Baz	26.455
11	87	R.Gardner	38.338
12	1	A.Bautista	42.088
13	60	M.van der Mark	1'00.306
14	21	M.Rinaldi	1'01.708

Lap 13

1	65	J.Rea	21'54.223
2	54	T.Razgatioglu	9.688
3	9	D.Petrucci	10.199
4	55	A.Locatelli	13.305
5	45	S.Redding	13.588
6	7	I.Lecuona	16.999
7	76	L.Baz	20.439
8	77	D.Aegerter	21.498
9	22	A.Lowes	22.455
10	47	A.Bassani	41.581
11	87	R.Gardner	53.931
12	5	P.Oettl	1'00.368
13	1	A.Bautista	1'03.411
14	60	M.van der Mark	1'08.898
15	21	M.Rinaldi	1'13.901
16	34	L.Baldassarri	1'28.577
17	38	H.Soomer	
18	53	T.Rabat	
19	32	I.Vinales	
20	97	X.Vierge	
21	20	R.Tamburini	
22	52	O.Konig	

Lap 16

1	65	J.Rea	26'40.105
2	54	T.Razgatioglu	8.070
3	9	D.Petrucci	8.589
4	55	A.Locatelli	13.672
5	45	S.Redding	13.871
6	7	I.Lecuona	16.109
7	76	L.Baz	22.458
8	77	D.Aegerter	22.571
9	22	A.Lowes	23.441
10	47	A.Bassani	36.061
11	87	R.Gardner	48.164
12	1	A.Bautista	56.678
13	60	M.van der Mark	1'06.209
14	21	M.Rinaldi	1'10.495
15	5	P.Oettl	1'14.794
16	34	L.Baldassarri	1'27.171
17	38	H.Soomer	
18	53	T.Rabat	
19	97	X.Vierge	
20	32	I.Vinales	
21	20	R.Tamburini	
22	52	O.Konig	

Lap 19

1	65	J.Rea	31'25.333
2	54	T.Razgatioglu	6.264
3	9	D.Petrucci	7.854
4	45	S.Redding	15.093
5	55	A.Locatelli	15.535
6	7	I.Lecuona	15.665
7	77	D.Aegerter	23.157
8	22	A.Lowes	24.518
9	76	L.Baz	24.643
10	47	A.Bassani	30.154
11	87	R.Gardner	43.408
12	1	A.Bautista	49.944
13	60	M.van der Mark	1'03.254
14	21	M.Rinaldi	1'06.311
15	34	L.Baldassarri	1'26.235
16	5	P.Oettl	
17	53	T.Rabat	
18	97	X.Vierge	
19	32	I.Vinales	
20	20	R.Tamburini	
21	52	O.Konig	

Lap 14

1	65	J.Rea	23'29.592
2	54	T.Razgatioglu	8.946
3	9	D.Petrucci	9.736
4	55	A.Locatelli	13.218
5	45	S.Redding	13.674
6	7	I.Lecuona	16.813
7	76	L.Baz	21.076
8	77	D.Aegerter	21.893
9	22	A.Lowes	22.594
10	47	A.Bassani	39.943
11	87	R.Gardner	51.725
12	1	A.Bautista	1'01.924
13	5	P.Oettl	1'05.352
14	60	M.van der Mark	1'08.141
15	21	M.Rinaldi	1'12.645
16	34	L.Baldassarri	1'28.333
17	38	H.Soomer	
18	53	T.Rabat	
19	32	I.Vinales	
20	97	X.Vierge	
21	20	R.Tamburini	
22	52	O.Konig	

Lap 17

1	65	J.Rea	28'15.312
2	54	T.Razgatioglu	7.455
3	9	D.Petrucci	8.155
4	45	S.Redding	14.464
5	55	A.Locatelli	14.532
6	7	I.Lecuona	15.799
7	77	D.Aegerter	22.678
8	76	L.Baz	23.221
9	22	A.Lowes	23.521
10	47	A.Bassani	34.084
11	87	R.Gardner	46.245
12	1	A.Bautista	54.312
13	60	M.van der Mark	1'05.247
14	21	M.Rinaldi	1'09.216
15	5	P.Oettl	1'19.793
16	34	L.Baldassarri	1'26.543
17	53	T.Rabat	
18	97	X.Vierge	
19	32	I.Vinales	
20	20	R.Tamburini	
21	52	O.Konig	

Lap 20

1	65	J.Rea	33'00.364
2	54	T.Razgatioglu	5.622
3	9	D.Petrucci	7.641
4	45	S.Redding	14.959
5	55	A.Locatelli	15.707
6	7	I.Lecuona	15.714
7	77	D.Aegerter	23.408
8	22	A.Lowes	24.942
9	76	L.Baz	25.503
10	47	A.Bassani	27.742
11	87	R.Gardner	41.881
12	1	A.Bautista	46.966
13	60	M.van der Mark	1'02.349
14	21	M.Rinaldi	1'04.542
15	34	L.Baldassarri	1'26.069
16	53	T.Rabat	
17	97	X.Vierge	
18	32	I.Vinales	
19	20	R.Tamburini	
20	52	O.Konig	

Lap 15

1	65	J.Rea	25'04.930
2	54	T.Razgatioglu	8.486
3	9	D.Petrucci	9.258
4	55	A.Locatelli	13.445
5	45	S.Redding	13.761
6	7	I.Lecuona	16.521
7	76	L.Baz	21.579
8	77	D.Aegerter	22.320
9	22	A.Lowes	23.113
10	47	A.Bassani	37.997
11	87	R.Gardner	50.185
12	1	A.Bautista	59.215
13	60	M.van der Mark	1'07.216
14	5	P.Oettl	1'09.350
15	21	M.Rinaldi	1'11.244
16	34	L.Baldassarri	1'27.781
17	38	H.Soomer	

Lap 18

1	65	J.Rea	29'50.328
2	54	T.Razgatioglu	6.856
3	9	D.Petrucci	8.065
4	45	S.Redding	14.854
5	55	A.Locatelli	15.490
6	7	I.Lecuona	15.806
7	77	D.Aegerter	22.905
8	76	L.Baz	23.725
9	22	A.Lowes	23.985
10	47	A.Bassani	32.181
11	87	R.Gardner	44.888
12	1	A.Bautista	52.099
13	60	M.van der Mark	1'04.421
14	21	M.Rinaldi	1'07.767
15	5	P.Oettl	1'24.325
16	34	L.Baldassarri	1'25.694
17	53	T.Rabat	
18	97	X.Vierge	
19	32	I.Vinales	

Lap 21

1	65	J.Rea	34'35.427
2	54	T.Razgatioglu	4.945
3	9	D.Petrucci	7.607
4	45	S.Redding	14.883
5	7	I.Lecuona	15.328
6	55	A.Locatelli	16.010
7	77	D.Aegerter	23.610
8	22	A.Lowes	25.126
9	76	L.Baz	25.686
10	47	A.Bassani	25.845
11	87	R.Gardner	40.360
12	1	A.Bautista	44.728
13	60	M.van der Mark	1'01.691
14	21	M.Rinaldi	1'03.058
15	53	T.Rabat	
16	34	L.Baldassarri	
17	97	X.Vierge	
18	32	I.Vinales	
19	20	R.Tamburini	
20	52	O.Konig	

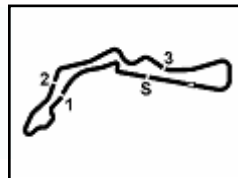
Lap 22

1	65	J.Rea	36'10.894
---	----	-------	-----------

29/07/2023

These data/results cannot be reproduced, stored and/or transmitted in whole or in part by any manner of electronic, mechanical, photocopying, recording, broadcasting or otherwise now known or herein after developed without the previous express consent by the copyright owner, except for reproduction in daily press and regular printed publications on sale to the public within 60 days of the event related to those data/results and always provided that copyright symbol appears together as follows below.

© DORNA WSBK ORGANIZATION Srl 2023



Autodrom Most 4.212 m

4 / 4

Race Pace Comparison

	65 Rea	54 Raz	9 Pet	45 Red	7 Lec	55 Loc	47 Bas	77 Aeg	22 Low	76 Baz	87 Gar	1 Bau	60 vdM	21 Rin
1	1'57.896	2'03.821	2'03.381	2'07.721	2'07.153	2'02.461	1'51.999	2'06.104	2'05.570	2'05.234	1'54.288	1'57.335	2'01.125	1'58.813
2	1'50.596	1'54.180	1'52.619	1'54.424	1'55.910	1'52.797	1'46.758	1'57.227	1'56.938	1'55.151	1'50.356	1'49.373	1'50.562	1'51.688
3	1'48.283	1'48.482	1'48.253	1'48.213	1'49.864	1'48.521	1'46.508	1'50.365	1'50.298	1'51.324	1'48.674	1'47.907	1'50.043	1'51.626
4	1'44.198	1'45.080	1'47.010	1'42.960	1'44.854	1'48.349	1'45.442	1'46.223	1'46.479	1'45.979	1'47.102	1'46.335	1'47.587	2'02.323
5	1'40.337	1'42.124	1'42.153	1'40.718	1'41.456	1'42.140	1'44.306	1'42.018	1'41.491	1'42.162	1'59.236	1'57.971	1'57.722	2'31.119
6	1'38.462	1'41.081	1'39.720	1'39.035	1'39.095	1'39.640	1'55.310	1'37.885	1'38.476	1'38.980	2'26.368	2'40.523	2'27.405	1'42.686
7	1'36.957	1'37.509	1'37.503	1'37.037	1'37.563	1'38.340	2'24.748	1'38.315	1'38.554	1'37.856	1'36.604	1'34.925	1'38.128	1'38.183
8	1'36.788	1'36.421	1'36.458	1'36.651	1'36.395	1'36.911	1'34.752	1'36.487	1'36.300	1'36.859	1'34.679	1'34.041	1'35.789	1'36.712
9	1'36.445	1'35.583	1'35.941	1'36.110	1'36.123	1'36.104	1'33.968	1'36.253	1'36.488	1'36.377	1'35.092	1'35.395	1'35.465	1'35.780
10	1'36.384	1'34.995	1'36.070	1'37.003	1'35.623	1'35.747	1'33.442	1'37.361	1'38.022	1'36.147	1'34.869	1'33.368	1'34.703	1'35.059
11	1'36.522	1'34.931	1'35.717	1'36.105	1'35.772	1'35.517	1'33.083	1'36.127	1'36.445	1'36.807	1'33.720	1'33.130	1'34.435	1'35.114
12	1'35.807	1'34.912	1'34.757	1'35.700	1'35.607	1'35.372	1'32.664	1'35.713	1'36.024	1'36.131	1'33.549	1'33.896	1'36.015	1'34.633
13	1'35.548	1'34.792	1'34.840	1'36.134	1'35.807	1'35.629	1'32.824	1'35.643	1'35.593	1'35.655	1'33.617	1'33.435	1'34.142	1'34.388
14	1'35.369	1'34.627	1'34.906	1'35.455	1'35.183	1'35.282	1'33.731	1'35.764	1'35.508	1'36.006	1'33.163	1'33.882	1'34.612	1'34.113
15	1'35.338	1'34.878	1'34.860	1'35.425	1'35.046	1'35.565	1'33.392	1'35.765	1'35.857	1'35.841	1'33.798	1'32.629	1'34.413	1'33.937
16	1'35.175	1'34.759	1'34.506	1'35.285	1'34.763	1'35.402	1'33.239	1'35.426	1'35.503	1'36.054	1'33.154	1'32.638	1'34.168	1'34.426
17	1'35.207	1'34.592	1'34.773	1'35.800	1'34.897	1'36.067	1'33.230	1'35.314	1'35.287	1'35.970	1'33.288	1'32.841	1'34.245	1'33.928
18	1'35.016	1'34.417	1'34.926	1'35.406	1'35.023	1'35.974	1'33.113	1'35.243	1'35.480	1'35.520	1'33.659	1'32.803	1'34.190	1'33.567
19	1'35.005	1'34.413	1'34.794	1'35.244	1'34.864	1'35.050	1'32.978	1'35.257	1'35.538	1'35.923	1'33.525	1'32.400	1'33.838	1'33.549
20	1'35.031	1'34.389	1'34.818	1'34.897	1'35.080	1'35.203	1'32.619	1'35.282	1'35.455	1'35.891	1'33.504	1'32.503	1'34.126	1'33.262
21	1'35.063	1'34.386	1'35.029	1'34.987	1'34.677	1'35.366	1'33.166	1'35.265	1'35.247	1'35.246	1'33.542	1'32.825	1'34.405	1'33.579
22	1'35.467	1'34.529	1'35.799	1'35.320	1'35.042	1'35.147	1'32.895	1'35.634	1'35.994	1'36.236	1'33.445	1'32.827	1'34.082	1'34.117

	53 Rab	34 Bal	97 Vie	32 Vin	20 Tam	52 Kon	5 Oet	38 Soo	51 Gra	31 Ger
1	2'04.163	2'02.550	1'57.709	2'06.537	2'08.214	2'04.713	2'05.858	2'08.011	2'11.757	2'02.148
2	1'53.670	1'51.872	1'50.107	1'54.854	1'57.643	1'55.176	1'54.634	1'55.691	2'00.236	1'52.321
3	1'51.489	1'49.128	1'49.038	1'51.034	1'55.301	1'54.589	1'49.735	1'53.060	1'55.421	1'48.515
4	1'52.467	1'46.598	2'00.631	1'49.323	1'53.418	2'05.388	1'47.101	1'52.671	1'49.769	1'47.411
5	2'03.360	1'43.948	3'53.381	1'47.233	1'52.349	3'51.559	1'45.293	2'04.289	1'46.486	
6	2'47.137	1'42.705	1'37.440	1'46.024	2'02.922	1'42.682	1'42.875	2'32.830	1'45.602	
7	1'40.540	1'54.474	1'35.494	1'57.791	3'04.177	1'38.524	1'43.486	1'40.476	2'07.554	
8	1'37.736	2'30.321	1'34.633	2'44.713	1'39.731	1'37.560	1'41.837	1'39.236		
9	1'37.576	1'37.645	1'34.830	1'38.213	1'38.276	1'37.213	1'41.547	1'36.956		
10	1'36.018	1'36.834	1'34.255	1'37.586	1'37.112	1'36.393	1'40.903	1'36.552		
11	1'35.526	1'35.781	1'34.288	1'37.407	1'36.462	1'36.045	1'40.604	1'35.845		
12	1'35.156	1'35.450	1'33.839	1'37.118	1'35.875	1'35.778	1'40.621	1'35.789		
13	1'36.483	1'35.494	1'33.693	1'37.185	1'36.211	1'35.427	1'40.097	1'35.264		
14	1'35.308	1'35.125	1'33.936	1'36.411	1'36.708	1'35.780	1'40.353	1'35.011		
15	1'35.143	1'34.786	1'33.797	1'36.933	1'37.335	1'35.571	1'39.336	1'35.627		
16	1'35.199	1'34.565	1'33.464	1'36.752	1'35.146	1'35.663	1'40.619	1'34.863		
17	1'35.091	1'34.579	1'33.578	1'37.141	1'35.774	1'36.727	1'40.206			
18	1'34.812	1'34.167	1'33.412	1'38.355	1'35.724	1'35.923	1'39.548			
19	1'34.755	1'35.546	1'33.854	1'36.058	1'35.704	1'36.291	1'53.813			
20	1'34.624	1'34.865	1'33.549	1'36.738	1'35.296	1'35.964				
21	1'34.960	2'05.100	1'33.938	1'36.484	1'35.135	1'36.523				

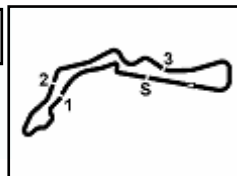
29/07/2023

These data/results cannot be reproduced, stored and/or transmitted in whole or in part by any manner of electronic, mechanical, photocopying, recording, broadcasting or otherwise now known or herein after developed without the previous express consent by the copyright owner, except for reproduction in daily press and regular printed publications on sale to the public within 60 days of the event related to those data/results and always provided that copyright symbol appears together as follows below.

© DORNA WSBK ORGANIZATION Srl 2023

FICR PERUGIA TIMING





Acerbis Czech Round, 28-30 July 2023

Best Sectors & Speed Race 1

Autodrom Most 4.212 m

RESULTS

Pos	Rank	Name	Team	Laps
1	65	J. REA	Kawasaki ZX-10RR	22
2	54	T. RAZGATLIOGLU	Yamaha YZF R1	4.007
3	9	D. PETRUCCI	Ducati Panigale V4R	7.939
4	45	S. REDDING	BMW M1000 RR	14.736
5	7	I. LECUONA	Honda CBR1000 RR-R	14.903
6	55	A. LOCATELLI	Yamaha YZF R1	15.690
7	47	A. BASSANI	Ducati Panigale V4R	23.273
8	77	D. AEGERTER	Yamaha YZF R1	23.777
9	22	A. LOWES	Kawasaki ZX-10RR	25.653
10	76	L. BAZ	BMW M1000 RR	26.455
11	87	R. GARDNER	Yamaha YZF R1	38.338
12	1	A. BAUTISTA	Ducati Panigale V4R	42.088
13	60	M. VAN DER MARK	BMW M1000 RR	1'00.306
14	21	M. RINALDI	Ducati Panigale V4R	1'01.708
15	53	T. RABAT	Kawasaki ZX-10RR	1 Lap
16	34	L. BALDASSARRI	Yamaha YZF R1	1 Lap
17	97	X. VIERGE	Honda CBR1000 RR-R	1 Lap
18	32	I. VINALES	Kawasaki ZX-10RR	1 Lap
19	20	R. TAMBURINI	Yamaha YZF R1	1 Lap
20	52	D. KONIG	Kawasaki ZX-10RR	1 Lap
RET	5	P. OETTL	Ducati Panigale V4R	3 Laps
RET	38	H. SOOMER	Honda CBR1000 RR-R	6 Laps
RET	51	E. GRANADO	Honda CBR1000 RR-R	15 Laps
RET	31	G. GERLOFF	BMW M1000 RR	18 Laps

SPEED

Pos	Rank	Name	Team	Speed
1	7	I. LECUONA	Honda CBR1000 RR-R	299,2
2	1	A. BAUTISTA	Ducati Panigale V4R	299,2
3	47	A. BASSANI	Ducati Panigale V4R	297,6
4	97	X. VIERGE	Honda CBR1000 RR-R	296,8
5	21	M. RINALDI	Ducati Panigale V4R	295,2
6	77	D. AEGERTER	Yamaha YZF R1	293,6
7	9	D. PETRUCCI	Ducati Panigale V4R	293,6
8	45	S. REDDING	BMW M1000 RR	292,8
9	22	A. LOWES	Kawasaki ZX-10RR	292,8
10	38	H. SOOMER	Honda CBR1000 RR-R	292,8
11	87	R. GARDNER	Yamaha YZF R1	292,8
12	76	L. BAZ	BMW M1000 RR	292,0
13	53	T. RABAT	Kawasaki ZX-10RR	291,2
14	60	M. VAN DER MARK	BMW M1000 RR	290,5
15	54	T. RAZGATLIOGLU	Yamaha YZF R1	290,5
16	55	A. LOCATELLI	Yamaha YZF R1	289,7
17	65	J. REA	Kawasaki ZX-10RR	288,9
18	5	P. OETTL	Ducati Panigale V4R	286,7
19	20	R. TAMBURINI	Yamaha YZF R1	286,7
20	52	D. KONIG	Kawasaki ZX-10RR	285,9
21	31	G. GERLOFF	BMW M1000 RR	283,7
22	51	E. GRANADO	Honda CBR1000 RR-R	283,7
23	34	L. BALDASSARRI	Yamaha YZF R1	283,7
24	32	I. VINALES	Kawasaki ZX-10RR	278,0

SEG. 1

1	47	A. BASSANI	22.104
2	1	A. BAUTISTA	22.202
3	97	X. VIERGE	22.383
4	21	M. RINALDI	22.391
5	87	R. GARDNER	22.478
6	60	M. VAN DER MARK	22.548
7	54	T. RAZGATLIOGLU	22.556
8	9	D. PETRUCCI	22.586
9	34	L. BALDASSARRI	22.635
10	53	T. RABAT	22.761
11	45	S. REDDING	22.774
12	65	J. REA	22.782
13	7	I. LECUONA	22.796
14	55	A. LOCATELLI	22.828
15	77	D. AEGERTER	22.835
16	22	A. LOWES	22.845
17	76	L. BAZ	22.853
18	20	R. TAMBURINI	22.899
19	38	H. SOOMER	22.935
20	52	D. KONIG	23.002
21	32	I. VINALES	23.096
22	5	P. OETTL	23.777
23	51	E. GRANADO	24.816
24	31	G. GERLOFF	25.064

SEG. 2

1	47	A. BASSANI	22.994
2	1	A. BAUTISTA	23.045
3	87	R. GARDNER	23.064
4	21	M. RINALDI	23.117
5	97	X. VIERGE	23.202
6	54	T. RAZGATLIOGLU	23.320
7	34	L. BALDASSARRI	23.421
8	53	T. RABAT	23.434
9	60	M. VAN DER MARK	23.437
10	9	D. PETRUCCI	23.469
11	45	S. REDDING	23.489
12	65	J. REA	23.500
13	55	A. LOCATELLI	23.520
14	7	I. LECUONA	23.568
15	38	H. SOOMER	23.586
16	22	A. LOWES	23.621
17	76	L. BAZ	23.645
18	77	D. AEGERTER	23.651
19	20	R. TAMBURINI	23.727
20	52	D. KONIG	23.758
21	32	I. VINALES	23.891
22	5	P. OETTL	24.833
23	51	E. GRANADO	25.975
24	31	G. GERLOFF	26.923

SEG. 3

1	1	A. BAUTISTA	23.746
2	47	A. BASSANI	23.751
3	87	R. GARDNER	23.941
4	21	M. RINALDI	23.963
5	60	M. VAN DER MARK	24.047
6	97	X. VIERGE	24.050
7	53	T. RABAT	24.234
8	54	T. RAZGATLIOGLU	24.273
9	34	L. BALDASSARRI	24.284
10	7	I. LECUONA	24.340
11	38	H. SOOMER	24.358
12	9	D. PETRUCCI	24.359
13	22	A. LOWES	24.394
14	52	D. KONIG	24.421
15	77	D. AEGERTER	24.423
16	45	S. REDDING	24.426
17	65	J. REA	24.464
18	20	R. TAMBURINI	24.485
19	55	A. LOCATELLI	24.487
20	76	L. BAZ	24.557
21	32	I. VINALES	24.635
22	5	P. OETTL	25.847
23	51	E. GRANADO	27.099
24	31	G. GERLOFF	28.123

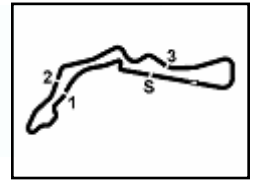
SEG. 4

1	1	A. BAUTISTA	23.317
2	87	R. GARDNER	23.485
3	97	X. VIERGE	23.523
4	47	A. BASSANI	23.539
5	21	M. RINALDI	23.604
6	60	M. VAN DER MARK	23.662
7	34	L. BALDASSARRI	23.765
8	38	H. SOOMER	23.836
9	7	I. LECUONA	23.903
10	53	T. RABAT	23.949
11	20	R. TAMBURINI	23.952
12	9	D. PETRUCCI	23.991
13	65	J. REA	24.007
14	55	A. LOCATELLI	24.031
15	77	D. AEGERTER	24.044
16	54	T. RAZGATLIOGLU	24.045
17	45	S. REDDING	24.076
18	52	D. KONIG	24.078
19	22	A. LOWES	24.084
20	76	L. BAZ	24.187
21	32	I. VINALES	24.267
22	5	P. OETTL	24.864
23	31	G. GERLOFF	26.820
24	51	E. GRANADO	26.850

29/07/2023

These data/results cannot be reproduced, stored and/or transmitted in whole or in part by any manner of electronic, mechanical, photocopying, recording, broadcasting or otherwise now known or herein after developed without the previous express consent by the copyright owner, except for reproduction in daily press and regular printed publications on sale to the public within 60 days of the event related to those data/results and always provided that copyright symbol appears together as follows below.

© DORNA WSBK ORGANIZATION Srl 2023



Acerbis Czech Round, 28-30 July 2023

Chronological Analysis Race 1

Start at 14:00'45.816

1 / 5

1° 65 J. REA [1'35.005]							
Lap	Seg1	Seg2	Seg3	Seg4	Lap Time	km/h	Local Time
1		28.919	29.305	28.379	1'57.896		14:02'43.712
2	26.050	28.076	28.691	27.779	1'50.596	279,4	14:04'34.308
3	25.462	27.175	28.082	27.564	1'48.283	284,5	14:06'22.591
4	25.124	25.700	26.753	26.621	1'44.198	284,5	14:08'06.789
5	24.506	24.794	25.613	25.424	1'40.337	285,9	14:09'47.126
6	23.626	24.470	25.523	24.843	1'38.462	287,4	14:11'25.588
7	23.280	24.156	25.088	24.433	1'36.957	287,4	14:13'02.545
8	23.071	24.047	25.007	24.663	1'36.788	288,2	14:14'39.333
9	23.146	24.066	24.960	24.273	1'36.445	283,0	14:16'15.778
10	23.090	24.042	24.822	24.430	1'36.384	288,2	14:17'52.162
11	23.230	23.967	24.923	24.402	1'36.522	286,7	14:19'28.684
12	22.942	23.877	24.778	24.210	1'35.807	287,4	14:21'04.491
13	22.961	23.678	24.724	24.185	1'35.548	288,9	14:22'40.039
14	22.971	23.605	24.573	24.220	1'35.369	288,2	14:24'15.408
15	22.916	23.619	24.601	24.202	1'35.338	288,2	14:25'50.746
16	22.884	23.618	24.609	24.064	1'35.175	285,9	14:27'25.921
17	22.923	23.688	24.589	24.007	1'35.207	286,7	14:29'01.128
18	22.923	23.502	24.550	24.041	1'35.016	286,7	14:30'36.144
19	22.782	23.624	24.487	24.112	1'35.005	288,2	14:32'11.149
20	22.862	23.565	24.561	24.043	1'35.031	286,7	14:33'46.180
21	22.887	23.592	24.464	24.120	1'35.063	288,2	14:35'21.243
22	23.338	23.500	24.581	24.048	1'35.467	286,7	14:36'56.710

Race Time 36'10.894

12	22.699	23.546	24.426	24.086	1'34.757	292,0	14:21'15.398
13	22.800	23.533	24.480	24.027	1'34.840	292,0	14:22'50.238
14	22.832	23.569	24.479	24.026	1'34.906	292,0	14:24'25.144
15	22.812	23.619	24.437	23.992	1'34.860	290,5	14:26'00.004
16	22.666	23.469	24.359	24.012	1'34.506	291,2	14:27'34.510
17	22.732	23.497	24.525	24.019	1'34.773	293,6	14:29'09.283
18	22.823	23.613	24.499	23.991	1'34.926	289,7	14:30'44.209
19	22.711	23.532	24.492	24.059	1'34.794	289,7	14:32'19.003
20	22.673	23.614	24.440	24.091	1'34.818	289,7	14:33'53.821
21	22.586	23.646	24.618	24.179	1'35.029	288,9	14:35'28.850
22	22.860	23.749	24.818	24.372	1'35.799	288,9	14:37'04.649

Race Time 36'18.833

2° 54 T. RAZGATLIOGLU [1'34.386]							
Lap	Seg1	Seg2	Seg3	Seg4	Lap Time	km/h	Local Time
1		30.095	31.729	30.289	2'03.821		14:02'49.637
2	26.940	28.861	29.454	28.925	1'54.180	258,4	14:04'43.817
3	25.689	26.968	27.769	28.056	1'48.482	265,2	14:06'32.299
4	24.868	25.292	27.755	27.165	1'45.080	280,1	14:08'17.379
5	24.152	25.226	26.366	26.380	1'42.124	284,5	14:09'59.503
6	23.407	24.463	27.560	25.651	1'41.081	287,4	14:11'40.584
7	23.183	23.908	24.862	25.556	1'37.509	285,9	14:13'18.093
8	23.091	23.905	24.904	24.521	1'36.421	287,4	14:14'54.514
9	22.765	23.879	24.688	24.251	1'35.583	288,2	14:16'30.097
10	22.756	23.654	24.429	24.156	1'34.995	288,9	14:18'05.092
11	22.702	23.601	24.458	24.170	1'34.931	290,5	14:19'40.023
12	22.662	23.527	24.524	24.199	1'34.912	285,2	14:21'14.935
13	22.556	23.537	24.523	24.176	1'34.792	285,9	14:22'49.727
14	22.825	23.476	24.281	24.045	1'34.627	285,9	14:24'24.354
15	22.793	23.551	24.377	24.157	1'34.878	285,9	14:25'59.232
16	22.673	23.551	24.372	24.163	1'34.759	285,2	14:27'33.991
17	22.675	23.365	24.419	24.133	1'34.592	284,5	14:29'08.583
18	22.658	23.395	24.273	24.091	1'34.417	284,5	14:30'43.000
19	22.590	23.432	24.287	24.104	1'34.413	284,5	14:32'17.413
20	22.662	23.336	24.327	24.064	1'34.389	282,3	14:33'51.802
21	22.611	23.389	24.337	24.049	1'34.386	285,2	14:35'26.188
22	22.758	23.320	24.338	24.113	1'34.529	285,9	14:37'00.717

Race Time 36'14.901

4° 45 S. REDDING [1'34.897]							
Lap	Seg1	Seg2	Seg3	Seg4	Lap Time	km/h	Local Time
1		29.976	30.590	29.890	2'07.721		14:02'53.537
2	27.036	29.252	29.312	28.824	1'54.424	262,7	14:04'47.961
3	25.968	27.222	27.495	27.528	1'48.213	283,7	14:06'36.174
4	24.822	25.499	26.199	26.440	1'42.960	287,4	14:08'19.134
5	23.916	24.983	25.731	26.088	1'40.718	288,2	14:09'59.852
6	23.601	24.419	25.682	25.333	1'39.035	285,9	14:11'38.887
7	23.147	24.049	24.827	25.014	1'37.037	285,9	14:13'15.924
8	23.010	23.970	24.867	24.804	1'36.651	288,2	14:14'52.575
9	22.981	23.912	24.798	24.419	1'36.110	287,4	14:16'28.685
10	22.998	24.582	25.131	24.292	1'37.003	288,2	14:18'05.688
11	22.989	23.929	24.866	24.321	1'36.105	291,2	14:19'41.793
12	22.892	23.789	24.694	24.325	1'35.700	288,2	14:21'17.493
13	23.020	23.834	24.669	24.611	1'36.134	289,7	14:22'53.627
14	23.063	23.701	24.564	24.127	1'35.455	291,2	14:24'29.082
15	23.120	23.600	24.556	24.149	1'35.425	288,9	14:26'04.507
16	22.946	23.597	24.594	24.148	1'35.285	290,5	14:27'39.792
17	22.914	23.577	25.014	24.295	1'35.800	292,8	14:29'15.592
18	22.817	23.662	24.577	24.350	1'35.406	287,4	14:30'50.998
19	22.814	23.674	24.562	24.194	1'35.244	287,4	14:32'26.242
20	22.780	23.489	24.426	24.202	1'34.897	288,2	14:34'01.139
21	22.774	23.585	24.552	24.076	1'34.987	286,7	14:35'36.126
22	22.823	23.567	24.475	24.455	1'35.320	289,7	14:37'11.446

Race Time 36'25.630

3° 9 D. PETRUCCI [1'34.506]							
Lap	Seg1	Seg2	Seg3	Seg4	Lap Time	km/h	Local Time
1		30.415	30.805	29.578	2'03.381		14:02'49.197
2	26.456	28.580	28.975	28.608	1'52.619	262,1	14:04'41.816
3	25.372	27.368	27.734	27.779	1'48.253	280,8	14:06'30.069
4	25.046	26.499	28.372	27.093	1'47.010	275,2	14:08'17.079
5	24.217	25.218	26.349	26.369	1'42.153	285,2	14:09'59.232
6	23.523	24.799	25.839	25.559	1'39.720	288,2	14:11'38.952
7	23.358	24.284	25.083	24.778	1'37.503	287,4	14:13'16.455
8	22.899	23.967	24.930	24.662	1'36.458	292,0	14:14'52.913
9	22.989	23.910	24.643	24.399	1'35.941	287,4	14:16'28.854
10	22.902	24.162	24.645	24.361	1'36.070	292,8	14:18'04.924
11	23.359	23.696	24.476	24.186	1'35.717	288,9	14:19'40.641

5° 7 I. LECUONA [1'34.677]							
Lap	Seg1	Seg2	Seg3	Seg4	Lap Time	km/h	Local Time
1		31.536	31.517	30.014	2'07.153		14:02'52.969
2	27.617	29.483	29.964	28.846	1'55.910	253,6	14:04'48.879
3	26.591	27.644	28.020	27.609	1'49.864	272,5	14:06'38.743
4	25.500	26.296	26.754	26.304	1'44.854	284,5	14:08'23.597
5	24.531	25.415	25.860	25.650	1'41.456	287,4	14:10'05.053
6	23.961	24.786	25.231	25.117	1'39.095	290,5	14:11'44.148
7	23.382	24.370	25.085	24.726	1'37.563	292,8	14:13'21.711
8	23.066	23.980	24.695	24.654	1'36.395	292,0	14:14'58.106
9	22.984	24.010	24.765	24.364	1'36.123	291,2	14:16'34.229
10	22.988	23.872	24.556	24.207	1'35.623	292,8	14:18'09.852
11	22.934	23.972	24.764	24.102	1'35.772	293,6	14:19'45.624
12	23.019	23.884	24.533	24.171	1'35.607	292,0	14:21'21.231
13	23.080	23.942	24.603	24.182	1'35.807	291,2	14:22'57.038
14	22.830	23.863	24.432	24.058	1'35.183	292,8	14:24'32.221
15	22.945	23.724	24.357	24.020	1'35.046	290,5	14:26'07.267
16	22.796	23.601	24.386	23.980	1'34.763	291,2	14:27'42.030
17	22.937	23.674	24.383	23.903	1'34.897	291,2	14:29'16.927
18	22.914	23.675	24.359	24.075	1'35.023	290,5	14:30'51.950
19	22.866	23.694	24.346	23.958	1'34.864	295,2	14:32'26.814
20	22.909	23.738	24.380	24.053	1'35.080	299,2	14:34'01.894
21	22.834	23.568	24.340	23.935	1'34.677	291,2	14:35'36.571
22	22.890	23.571	24.545	24.036	1'35.042	292,8	14:37'11.613

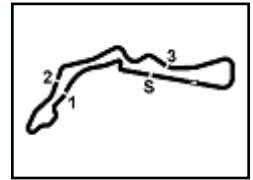
Race Time 36'25.797

29/07/2023

P = Pits In/Out - C = Lap Time Cancelled

These data/results cannot be reproduced, stored and/or transmitted in whole or in part by any manner of electronic, mechanical, photocopying, recording, broadcasting or otherwise now known or herein after developed without the previous express consent by the copyright owner, except for reproduction in daily press and regular printed publications on sale to the public within 60 days of the event related to those data/results and always provided that copyright symbol appears together as follows below.

© DORNA WSBK ORGANIZATION Srl 2023



Acerbis Czech Round, 28-30 July 2023

Chronological Analysis Race 1

Start at 14:00'45.816

2 / 5

6° 55 A. LOCATELLI [1'35.050]							
Lap	Seg1	Seg2	Seg3	Seg4	Lap Time	km/h	Local Time
1		30.150	30.618	29.883	2'02.461		14:02'48.277
2	26.714	28.485	29.139	28.459	1'52.797	257,7	14:04'41.074
3	25.955	27.014	27.829	27.723	1'48.521	258,4	14:06'29.595
4	25.266	26.585	28.938	27.560	1'48.349	259,0	14:08'17.944
5	24.263	25.148	26.330	26.399	1'42.140	271,8	14:10'00.084
6	23.895	24.520	25.833	25.392	1'39.640	288,5	14:11'39.724
7	23.593	24.015	25.066	25.666	1'38.340	283,0	14:13'18.064
8	23.386	23.991	24.915	24.619	1'36.911	284,5	14:14'54.975
9	23.121	23.851	24.880	24.252	1'36.104	288,2	14:16'31.079
10	23.009	23.748	24.759	24.231	1'35.747	288,2	14:18'06.826
11	22.982	23.721	24.643	24.171	1'35.517	288,2	14:19'42.343
12	22.862	23.609	24.684	24.217	1'35.372	288,9	14:21'17.715
13	22.970	23.855	24.661	24.143	1'35.629	289,7	14:22'53.344
14	22.905	23.624	24.583	24.170	1'35.282	287,4	14:24'28.626
15	22.977	23.797	24.590	24.201	1'35.565	286,7	14:26'04.191
16	22.941	23.635	24.700	24.126	1'35.402	286,7	14:27'39.593
17	23.316	23.670	24.851	24.230	1'36.067	285,9	14:29'15.660
18	22.851	23.764	24.543	24.816	1'35.974	289,7	14:30'51.634
19	22.828	23.628	24.563	24.031	1'35.050	287,4	14:32'26.684
20	22.841	23.606	24.539	24.217	1'35.203	288,2	14:34'01.887
21	23.145	23.621	24.487	24.113	1'35.366	288,2	14:35'37.253
22	22.885	23.520	24.527	24.215	1'35.147	288,9	14:37'12.400

Race Time 36'26.584

7° 47 A. BASSANI [1'32.619]							
Lap	Seg1	Seg2	Seg3	Seg4	Lap Time	km/h	Local Time
1		27.433	27.764	27.228	1'51.999		14:02'37.815
2	24.760	27.124	27.586	27.288	1'46.758	281,5	14:04'24.573
3	24.895	26.816	27.499	27.298	1'46.508	280,8	14:06'11.081
4	24.794	26.506	27.149	26.993	1'45.442	282,3	14:07'56.523
5	24.501	26.270	26.915	26.620	1'44.306	281,5	14:09'40.829
6	24.445	26.083	27.084	37.698	1'55.310P	283,7	14:11'36.139
7	1'10.022	24.571	25.250	24.905	2'24.748P		14:14'00.887
8	22.586	23.603	24.359	24.204	1'34.752	289,7	14:15'35.639
9	22.364	23.270	24.315	24.019	1'33.968	291,2	14:17'09.607
10	22.271	23.316	24.003	23.852	1'33.442	292,0	14:18'43.049
11	22.240	23.286	23.925	23.632	1'33.083	291,2	14:20'16.132
12	22.104	23.022	23.926	23.612	1'32.664	290,5	14:21'48.796
13	22.158	23.134	23.868	23.664	1'32.824	292,0	14:23'21.620
14	22.484	23.278	24.255	23.714	1'33.731	295,2	14:24'55.351
15	22.482	23.604	23.751	23.555	1'33.392	292,0	14:26'28.743
16	22.146	23.624	23.916	23.553	1'33.239	291,2	14:28'01.982
17	22.319	23.174	24.171	23.566	1'33.230	290,5	14:29'35.212
18	22.409	23.128	23.846	23.730	1'33.113	288,2	14:31'08.325
19	22.244	23.192	23.951	23.591	1'32.978	290,5	14:32'41.303
20	22.129	23.135	23.810	23.545	1'32.619	291,2	14:34'13.922
21	22.240	23.109	24.229	23.588	1'33.166	292,8	14:35'47.088
22	22.461	22.994	23.901	23.539	1'32.895	297,6	14:37'19.983

Race Time 36'34.167

8° 77 D. AEGERTER [1'35.243]							
Lap	Seg1	Seg2	Seg3	Seg4	Lap Time	km/h	Local Time
1		31.622	31.270	29.735	2'06.104		14:02'51.920
2	28.013	29.793	30.111	29.310	1'57.227	251,8	14:04'49.147
3	26.946	27.638	27.921	27.860	1'50.365	271,1	14:06'39.512
4	25.698	26.378	27.000	27.147	1'46.223	263,3	14:08'25.735
5	24.506	25.377	26.440	25.695	1'42.018	286,7	14:10'07.753
6	23.654	24.400	25.088	24.743	1'37.885	287,4	14:11'45.638
7	23.532	24.151	25.798	24.834	1'38.315	288,2	14:13'23.953
8	23.623	23.941	24.665	24.258	1'36.487	288,9	14:15'00.440
9	23.204	24.070	24.747	24.232	1'36.253	284,5	14:16'36.693
10	23.466	24.196	25.154	24.545	1'37.361	289,7	14:18'14.054
11	23.310	23.939	24.654	24.224	1'36.127	293,6	14:19'50.181

12	23.241	23.699	24.650	24.123	1'35.713	288,2	14:21'25.894
13	23.199	23.747	24.578	24.119	1'35.643	285,9	14:23'01.537
14	23.032	23.676	24.740	24.316	1'35.764	291,2	14:24'37.301
15	23.332	23.871	24.518	24.044	1'35.765	292,8	14:26'13.066
16	22.835	23.830	24.607	24.154	1'35.426	288,2	14:27'48.492
17	22.930	23.755	24.446	24.183	1'35.314	293,6	14:29'23.806
18	22.882	23.689	24.423	24.249	1'35.243	288,2	14:30'59.049
19	23.043	23.651	24.476	24.087	1'35.257	286,7	14:32'34.306
20	22.902	23.808	24.487	24.085	1'35.282	285,9	14:34'09.588
21	22.962	23.800	24.446	24.057	1'35.265	287,4	14:35'44.853
22	22.980	23.852	24.557	24.245	1'35.634	286,7	14:37'20.487

Race Time 36'34.671

9° 22 A. LOWES [1'35.247]							
Lap	Seg1	Seg2	Seg3	Seg4	Lap Time	km/h	Local Time
1		31.059	31.080	29.880	2'05.570		14:02'51.386
2	27.886	29.999	29.850	29.203	1'56.938	240,8	14:04'48.324
3	26.515	27.593	28.285	27.905	1'50.298	262,7	14:06'38.622
4	25.830	26.740	27.054	26.855	1'46.479	265,2	14:08'25.101
5	24.401	25.530	26.101	25.459	1'41.491	288,2	14:10'06.592
6	23.833	24.354	25.424	24.865	1'38.476	286,7	14:11'45.068
7	23.745	24.179	26.000	24.630	1'38.554	279,4	14:13'23.622
8	23.415	23.820	24.740	24.325	1'36.300	289,7	14:14'59.922
9	23.147	23.972	24.918	24.451	1'36.488	287,4	14:16'36.410
10	23.148	23.974	25.802	25.098	1'38.022	292,8	14:18'14.432
11	23.207	24.120	24.893	24.225	1'36.445	288,9	14:19'50.877
12	23.380	23.765	24.699	24.180	1'36.024	288,9	14:21'26.901
13	23.110	23.733	24.666	24.084	1'35.593	291,2	14:23'02.494
14	22.956	23.819	24.611	24.122	1'35.508	292,0	14:24'38.002
15	23.110	23.933	24.650	24.164	1'35.857	291,2	14:26'13.859
16	22.986	23.775	24.531	24.211	1'35.503	291,2	14:27'49.362
17	22.969	23.697	24.505	24.116	1'35.287	291,2	14:29'24.649
18	23.105	23.639	24.442	24.294	1'35.480	292,0	14:31'00.129
19	23.152	23.621	24.394	24.371	1'35.538	288,9	14:32'35.667
20	22.975	23.800	24.491	24.189	1'35.455	289,7	14:34'11.122
21	22.845	23.666	24.456	24.280	1'35.247	288,9	14:35'46.369
22	23.395	23.773	24.531	24.295	1'35.994	286,7	14:37'22.363

Race Time 36'36.547

10° 76 L. BAZ [1'35.246]							
Lap	Seg1	Seg2	Seg3	Seg4	Lap Time	km/h	Local Time
1		30.459	31.478	29.999	2'05.234		14:02'51.050
2	27.451	28.931	29.672	29.097	1'55.151	243,5	14:04'46.201
3	26.682	28.273	28.389	27.980	1'51.324	267,2	14:06'37.525
4	25.399	26.366	27.199	27.015	1'45.979	269,8	14:08'23.504
5	24.943	25.420	25.982	25.817	1'42.162	275,9	14:10'05.666
6	23.808	24.680	25.499	24.993	1'38.980	286,7	14:11'44.646
7	23.345	24.342	25.424	24.745	1'37.856	289,7	14:13'22.502
8	23.230	24.194	24.936	24.499	1'36.859	290,5	14:14'59.361
9	23.182	24.000	24.866	24.329	1'36.377	289,7	14:16'35.738
10	23.146	24.023	24.709	24.269	1'36.147	289,7	14:18'11.885
11	23.560	24.029	24.916	24.302	1'36.807	288,9	14:19'48.692
12	23.150	23.771	24.701	24.509	1'36.131	287,4	14:21'24.823
13	23.036	23.821	24.582	24.216	1'35.655	288,9	14:23'00.478
14	23.008	23.869	24.796	24.333	1'36.006	290,5	14:24'36.484
15	22.996	23.870	24.722	24.253	1'35.841	288,9	14:26'12.325
16	23.203	23.958	24.645	24.248	1'36.054	286,7	14:27'48.379
17	23.208	23.843	24.686	24.233	1'35.970	288,9	14:29'24.349
18	22.900	23.649	24.711	24.260	1'35.520	290,5	14:30'59.869
19	22.853	23.679	24.714	24.677	1'35.923	291,2	14:32'35.792
20	23.192	23.787	24.672	24.240	1'35.891	292,0	14:34'11.683
21	22.857	23.645	24.557	24.187	1'35.246	290,5	14:35'46.929
22	23.150	23.716	25.062	24.308	1'36.236	289,7	14:37'23.165

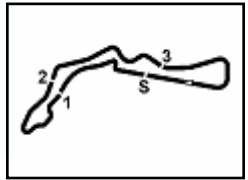
Race Time 36'37.349

29/07/2023

P = Pits In/Out - C = Lap Time Cancelled

These data/results cannot be reproduced, stored and/or transmitted in whole or in part by any manner of electronic, mechanical, photocopying, recording, broadcasting or otherwise now known or herein after developed without the previous express consent by the copyright owner, except for reproduction in daily press and regular printed publications on sale to the public within 60 days of the event related to those data/results and always provided that copyright symbol appears together as follows below.

© DORNA WSBK ORGANIZATION Srl 2023



Autodrom Most 4.212 m

Acerbis Czech Round, 28-30 July 2023

Chronological Analysis Race 1

Start at 14:00'45.816

3 / 5

11° 87 R. GARDNER [1'33.154]							
Lap	Seg1	Seg2	Seg3	Seg4	Lap Time	km/h	Local Time
1		27.974	28.318	27.745	1'54.288		14:02'40.104
2	25.776	27.856	28.814	27.910	1'50.356	275,2	14:04'30.460
3	25.744	27.444	27.831	27.655	1'48.674	275,2	14:06'19.134
4	25.342	26.659	27.582	27.519	1'47.102	276,6	14:08'06.236
5	25.344	27.896	27.287	38.709	1'59.236P	274,5	14:10'05.472
6	1'09.633	25.270	25.392	26.073	2'26.368P		14:12'31.840
7	23.377	23.880	24.773	24.574	1'36.604	287,4	14:14'08.444
8	22.999	23.526	24.213	23.941	1'34.679	287,4	14:15'43.123
9	22.803	23.414	24.978	23.897	1'35.092	288,9	14:17'18.215
10	22.714	23.449	24.866	23.840	1'34.869	288,2	14:18'53.084
11	22.533	23.357	24.184	23.646	1'33.720	288,9	14:20'26.804
12	22.670	23.104	24.203	23.572	1'33.549	288,2	14:22'00.353
13	22.578	23.261	24.275	23.503	1'33.617	292,8	14:23'33.970
14	22.504	23.158	23.941	23.560	1'33.163	288,9	14:25'07.133
15	22.902	23.213	24.021	23.662	1'33.798	288,2	14:26'40.931
16	22.478	23.064	24.056	23.556	1'33.154	288,2	14:28'14.085
17	22.590	23.126	24.087	23.485	1'33.288	288,2	14:29'47.373
18	22.565	23.163	24.206	23.725	1'33.659	288,2	14:31'21.032
19	22.630	23.234	24.048	23.613	1'33.525	285,9	14:32'54.557
20	22.602	23.124	24.178	23.600	1'33.504	288,2	14:34'28.061
21	22.558	23.288	24.108	23.588	1'33.542	288,9	14:36'01.603
22	22.590	23.160	24.006	23.689	1'33.445	287,4	14:37'35.048
Race Time 36'49.232							

12	24.256	23.681	24.162	23.916	1'36.015	290,5	14:22'14.795
13	22.621	23.522	24.141	23.858	1'34.142	290,5	14:23'48.937
14	22.548	23.868	24.096	24.100	1'34.612	290,5	14:25'23.549
15	22.803	23.553	24.188	23.869	1'34.413	288,9	14:26'57.962
16	22.806	23.586	24.077	23.699	1'34.168	286,7	14:28'32.130
17	22.757	23.510	24.212	23.766	1'34.245	285,9	14:30'06.375
18	22.761	23.437	24.047	23.945	1'34.190	285,9	14:31'40.565
19	22.616	23.442	24.118	23.662	1'33.838	285,9	14:33'14.403
20	22.764	23.542	24.120	23.700	1'34.126	286,7	14:34'48.529
21	22.853	23.560	24.190	23.802	1'34.405	287,4	14:36'22.934
22	22.712	23.450	24.115	23.805	1'34.082	287,4	14:37'57.016
Race Time 37'11.200							

12° 1 A. BAUTISTA [1'32.400]							
Lap	Seg1	Seg2	Seg3	Seg4	Lap Time	km/h	Local Time
1		29.384	28.075	27.699	1'57.335		14:02'43.151
2	25.691	27.800	28.146	27.736	1'49.373	279,4	14:04'32.524
3	25.464	27.492	27.682	27.269	1'47.907	284,5	14:06'20.431
4	25.201	26.894	27.254	26.986	1'46.335	283,7	14:08'06.766
5	25.344	27.201	27.120	38.306	1'57.971P	281,5	14:10'04.737
6	1'27.005	24.739	24.617	24.162	2'40.523P		14:12'45.260
7	22.745	24.277	24.471	23.432	1'34.925	297,6	14:14'20.185
8	22.594	23.304	24.050	24.093	1'34.041	299,2	14:15'54.226
9	24.122	23.420	24.128	23.725	1'35.395	293,6	14:17'29.621
10	22.462	23.373	23.990	23.543	1'33.368	296,0	14:19'02.989
11	22.361	23.463	23.989	23.317	1'33.130	296,0	14:20'36.119
12	22.501	23.765	24.011	23.619	1'33.896	298,4	14:22'10.015
13	22.453	23.427	23.956	23.599	1'33.435	296,0	14:23'43.450
14	22.367	24.021	24.068	23.426	1'33.882	296,0	14:25'17.332
15	22.212	23.292	23.746	23.379	1'32.629	295,2	14:26'49.961
16	22.282	23.130	23.813	23.413	1'32.638	295,2	14:28'22.599
17	22.271	23.216	23.845	23.509	1'32.841	296,0	14:29'55.440
18	22.303	23.256	23.768	23.476	1'32.803	294,4	14:31'28.243
19	22.202	23.067	23.757	23.374	1'32.400	294,4	14:33'00.643
20	22.296	23.085	23.791	23.331	1'32.503	296,0	14:34'33.146
21	22.433	23.045	23.823	23.524	1'32.825	298,4	14:36'05.971
22	22.267	23.119	23.995	23.446	1'32.827	294,4	14:37'38.798
Race Time 36'52.982							

14° 21 M. RINALDI [1'33.262]							
Lap	Seg1	Seg2	Seg3	Seg4	Lap Time	km/h	Local Time
1		29.513	29.054	27.988	1'58.813		14:02'44.629
2	26.484	28.139	28.870	28.195	1'51.688	275,2	14:04'36.317
3	26.011	27.861	28.686	29.068	1'51.626	280,1	14:06'27.943
4	25.897	27.336	28.687	40.403	2'02.323P	271,1	14:08'30.266
5	1'10.428	26.105	27.392	27.194	2'31.119P		14:11'01.385
6	24.599	25.252	26.308	26.527	1'42.686	260,2	14:12'44.071
7	23.638	24.577	25.169	24.799	1'38.183	290,5	14:14'22.254
8	22.976	23.913	25.149	24.674	1'36.712	293,6	14:15'58.966
9	23.035	23.790	24.652	24.303	1'35.780	295,2	14:17'34.746
10	22.862	23.699	24.463	24.035	1'35.059	292,0	14:19'09.805
11	22.742	23.947	24.462	23.963	1'35.114	290,5	14:20'44.919
12	22.696	23.650	24.350	23.937	1'34.633	292,8	14:22'19.552
13	22.703	23.638	24.271	23.776	1'34.388	293,6	14:23'53.940
14	22.561	23.494	24.299	23.759	1'34.113	293,6	14:25'28.053
15	22.552	23.379	24.263	23.743	1'33.937	292,0	14:27'01.990
16	22.626	23.960	24.202	23.638	1'34.426	294,4	14:28'36.416
17	22.460	23.559	24.158	23.751	1'33.928	292,0	14:30'10.344
18	22.534	23.347	23.963	23.723	1'33.567	290,5	14:31'43.911
19	22.404	23.363	24.056	23.726	1'33.549	292,8	14:33'17.460
20	22.391	23.277	23.990	23.604	1'33.262	292,8	14:34'50.722
21	22.450	23.276	24.061	23.792	1'33.579	293,6	14:36'24.301
22	22.506	23.117	24.682	23.812	1'34.117	290,5	14:37'58.418
Race Time 37'12.602							

13° 60 M. VAN DER MARK [1'33.838]							
Lap	Seg1	Seg2	Seg3	Seg4	Lap Time	km/h	Local Time
1		29.701	30.196	28.337	2'01.125		14:02'46.941
2	26.150	27.929	28.474	28.009	1'50.562	272,5	14:04'37.503
3	25.695	27.297	28.539	28.512	1'50.043	262,7	14:06'27.546
4	25.507	26.703	27.899	27.478	1'47.587	271,1	14:08'15.133
5	24.821	26.141	27.271	39.489	1'57.722P	280,1	14:10'12.855
6	1'08.975	25.199	26.706	26.525	2'27.405P		14:12'40.260
7	23.627	24.239	25.350	24.912	1'38.128	285,9	14:14'18.388
8	22.988	23.689	24.678	24.434	1'35.789	287,4	14:15'54.177
9	22.899	23.726	24.567	24.273	1'35.465	290,5	14:17'29.642
10	23.007	23.576	24.203	23.917	1'34.703	288,2	14:19'04.345
11	22.683	23.560	24.192	24.000	1'34.435	289,7	14:20'38.780

15° 53 T. RABAT [1'34.624]							
Lap	Seg1	Seg2	Seg3	Seg4	Lap Time	km/h	Local Time
1		30.064	30.736	29.655	2'04.163		14:02'49.979
2	27.008	28.735	29.309	28.618	1'53.670	245,1	14:04'43.649
3	26.289	27.980	28.570	28.650	1'51.489	276,6	14:06'35.138
4	26.321	27.598	29.180	29.368	1'52.467	267,2	14:08'27.605
5	26.168	27.584	29.674	39.934	2'03.360P	259,6	14:10'30.965
6	1'24.954	26.917	27.932	27.334	2'47.137P		14:13'18.102
7	24.205	24.598	25.660	26.077	1'40.540	269,8	14:14'58.642
8	23.441	24.304	25.372	24.619	1'37.736	285,9	14:16'36.378
9	23.674	23.985	25.185	24.732	1'37.576	285,9	14:18'13.954
10	23.144	23.952	24.514	24.408	1'36.018	288,2	14:19'49.972
11	22.980	23.742	24.532	24.272	1'35.526	285,2	14:21'25.498
12	23.053	23.738	24.315	24.050	1'35.156	285,9	14:23'00.654
13	23.151	23.772	25.198	24.362	1'36.483	288,2	14:24'37.137
14	23.265	23.755	24.339	23.949	1'35.308	283,7	14:26'12.445
15	22.885	23.963	24.317	23.978	1'35.143	291,2	14:27'47.588
16	22.933	23.620	24.437	24.209	1'35.199	285,9	14:29'22.787
17	22.839	23.673	24.372	24.207	1'35.091	285,2	14:30'57.878
18	22.916	23.620	24.240	24.036	1'34.812	285,2	14:32'32.690
19	22.761	23.700	24.234	24.060	1'34.755	283,7	14:34'07.445
20	22.847	23.475	24.244	24.058	1'34.624	283,7	14:35'42.069
21	22.962	23.434	24.384	24.180	1'34.960	284,5	14:37'17.029
Race Time 36'31.213							

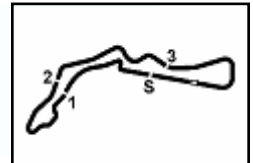
16° 34 L. BALDASSARRI [1'34.167]							
Lap	Seg1	Seg2	Seg3	Seg4	Lap Time	km/h	Local Time

29/07/2023

P = Pits In/Out - C = Lap Time Cancelled

These data/results cannot be reproduced, stored and/or transmitted in whole or in part by any manner of electronic, mechanical, photocopying, recording, broadcasting or otherwise now known or herein after developed without the previous express consent by the copyright owner, except for reproduction in daily press and regular printed publications on sale to the public within 60 days of the event related to those data/results and always provided that copyright symbol appears together as follows below.

© DORNA WSBK ORGANIZATION Srl 2023



Autodrom Most 4.212 m

Acerbis Czech Round, 28-30 July 2023

Chronological Analysis Race 1

Start at 14:00'45.816

4 / 5

Lap	Seg1	Seg2	Seg3	Seg4	Lap Time	km/h	Local Time											
1	30.001	30.258	29.297	2'02.550	14:02'48.366	16	23.463	24.326	24.638	24.325	1'36.752	278,0	14:29'40.930					
2	26.384	28.100	28.880	28.508	1'51.872	263,9	14:04'40.238	17	23.358	24.260	24.717	24.806	1'37.141	274,5	14:31'18.071			
3	26.004	27.179	27.939	28.006	1'49.128	263,3	14:06'29.366	18	23.323	25.120	25.593	24.319	1'38.355	274,5	14:32'56.426			
4	25.047	26.936	27.396	27.219	1'46.598	273,8	14:08'15.964	19	23.096	24.010	24.635	24.317	1'36.058	276,6	14:34'32.484			
5	24.524	25.586	26.757	27.081	1'43.948	276,6	14:09'59.912	20	23.756	23.891	24.733	24.358	1'36.738	275,2	14:36'09.222			
6	24.600	25.271	26.609	26.225	1'42.705	282,3	14:11'42.617	21	23.260	24.047	24.721	24.456	1'36.484	275,9	14:37'45.706			
7	23.983	25.278	27.126	38.087	1'54.474P	282,3	14:13'37.091	Race Time 36'59.890										
8	1'12.662	25.148	26.933	25.578	2'30.321P		14:16'07.412	19°						20 R. TAMBURINI (1'35.135)				
9	23.303	24.244	25.452	24.646	1'37.645	280,8	14:17'45.057	Lap	Seg1	Seg2	Seg3	Seg4	Lap Time	km/h	Local Time			
10	23.102	24.065	25.185	24.482	1'36.834	281,5	14:19'21.891	1		30.903	31.414	30.786	2'08.214		14:02'54.030			
11	22.938	23.887	24.857	24.099	1'35.781	280,1	14:20'57.672	2	28.089	29.700	30.358	29.496	1'57.643	225,0	14:04'51.673			
12	22.927	23.756	24.800	23.967	1'35.450	283,0	14:22'33.122	3	27.107	29.282	29.876	29.036	1'55.301	239,7	14:06'46.974			
13	22.870	23.639	24.943	24.042	1'35.494	281,5	14:24'08.616	4	26.601	28.490	29.585	28.742	1'53.418	244,0	14:08'40.392			
14	22.818	23.680	24.665	23.962	1'35.125	280,1	14:25'43.741	5	26.301	28.854	28.846	28.348	1'52.349	256,5	14:10'32.741			
15	22.731	23.561	24.568	23.926	1'34.786	280,8	14:27'18.527	6	25.902	27.894	28.612	40.514	2'02.922P	262,7	14:12'35.663			
16	22.754	23.531	24.515	23.765	1'34.565	281,5	14:28'53.092	7	1'44.733	26.989	26.061	26.394	3'04.177P		14:15'39.840			
17	22.770	23.547	24.469	23.793	1'34.579	280,8	14:30'27.671	8	24.220	24.755	25.809	24.947	1'39.731	278,7	14:17'19.571			
18	22.635	23.421	24.284	23.827	1'34.167	281,5	14:32'01.838	9	23.430	24.952	25.046	24.848	1'38.276	280,8	14:18'57.847			
19	23.043	24.277	24.401	23.825	1'35.546	283,7	14:33'37.384	10	23.456	24.245	24.927	24.484	1'37.112	285,9	14:20'34.959			
20	22.812	23.462	24.696	23.895	1'34.865	282,3	14:35'12.249	11	23.218	24.350	24.707	24.187	1'36.462	283,0	14:22'11.421			
21	49.495	25.817	25.534	24.254	2'05.100	280,1	14:37'17.349	12	23.104	23.930	24.581	24.260	1'35.875	286,7	14:23'47.296			
Race Time 36'31.533								13	23.288	23.911	24.741	24.271	1'36.211	283,0	14:25'23.507			
17°								14	23.275	23.814	24.674	24.945	1'36.708	278,7	14:27'00.215			
97 X. VIERGE (1'33.412)								15	24.002	24.796	24.526	24.011	1'37.335	267,2	14:28'37.550			
Lap	Seg1	Seg2	Seg3	Seg4	Lap Time	km/h	Local Time	16	22.964	23.745	24.485	23.952	1'35.146	284,5	14:30'12.696			
1	28.405	29.401	28.072	1'57.709	14:02'43.525			17	23.041	23.847	24.520	24.366	1'35.774	283,7	14:31'48.470			
2	25.870	27.752	28.536	27.949	1'50.107	281,5	14:04'33.632	18	23.020	23.864	24.643	24.197	1'35.724	285,2	14:33'24.194			
3	25.553	27.507	28.247	27.731	1'49.038	285,2	14:06'22.670	19	23.145	23.730	24.623	24.206	1'35.704	284,5	14:34'59.898			
4	25.610	27.031	28.794	39.196	2'00.631P	281,5	14:08'23.301	20	22.899	23.822	24.504	24.071	1'35.296	285,2	14:36'35.194			
5	2'37.366	24.800	25.722	25.493	3'53.381P		14:12'16.682	21	22.929	23.727	24.506	23.973	1'35.135	284,5	14:38'10.329			
6	23.323	24.837	24.959	24.321	1'37.440	291,2	14:13'54.122	Race Time 37'24.513										
7	22.909	23.761	24.817	24.007	1'35.494	295,2	14:15'29.616	20°								52 O. KONIG (1'35.427)		
8	22.613	23.645	24.485	23.890	1'34.633	294,4	14:17'04.249	Lap	Seg1	Seg2	Seg3	Seg4	Lap Time	km/h	Local Time			
9	22.753	23.642	24.449	23.986	1'34.830	293,6	14:18'39.079	1		30.378	30.756	29.399	2'04.713		14:02'50.529			
10	22.600	23.493	24.387	23.775	1'34.255	291,2	14:20'13.334	2	27.514	29.106	29.392	29.164	1'55.176	251,8	14:04'45.705			
11	22.774	23.456	24.346	23.712	1'34.288	292,8	14:21'47.622	3	26.583	28.770	29.061	30.175	1'54.589	271,8	14:06'40.294			
12	22.463	23.422	24.159	23.795	1'33.839	292,8	14:23'21.461	4	26.895	28.316	28.918	41.259	2'05.388P	250,7	14:08'45.682			
13	22.383	23.388	24.269	23.653	1'33.693	292,8	14:24'55.154	5	2'29.362	27.039	27.469	27.689	3'51.559P		14:12'37.241			
14	22.416	23.581	24.270	23.669	1'33.936	293,6	14:26'29.090	6	25.124	25.281	26.392	25.885	1'42.682	270,4	14:14'19.923			
15	22.424	23.542	24.188	23.643	1'33.797	296,0	14:28'02.887	7	23.866	24.530	25.204	24.924	1'38.524	279,4	14:15'58.447			
16	22.492	23.352	24.097	23.523	1'33.464	296,8	14:29'36.351	8	23.741	24.325	24.945	24.549	1'37.560	280,1	14:17'36.007			
17	22.625	23.239	24.050	23.664	1'33.578	294,4	14:31'09.929	9	23.386	24.307	24.904	24.616	1'37.213	282,3	14:19'13.220			
18	22.398	23.257	24.175	23.582	1'33.412	294,4	14:32'43.341	10	23.276	24.019	24.689	24.409	1'36.393	278,0	14:20'49.613			
19	22.393	23.416	24.435	23.610	1'33.854	296,8	14:34'17.195	11	23.329	23.961	24.580	24.175	1'36.045	280,1	14:22'25.658			
20	22.539	23.300	24.092	23.618	1'33.549	292,8	14:35'50.744	12	23.093	23.826	24.715	24.144	1'35.778	281,5	14:24'01.436			
21	22.713	23.202	24.305	23.718	1'33.938	292,8	14:37'24.682	13	23.002	23.869	24.421	24.135	1'35.427	280,1	14:25'36.863			
Race Time 36'38.866								14	23.108	23.938	24.576	24.158	1'35.780	280,1	14:27'12.643			
18°								15	23.075	23.825	24.545	24.126	1'35.571	278,7	14:28'48.214			
32 I. VINALES (1'36.058)								16	23.130	23.985	24.470	24.078	1'35.663	279,4	14:30'23.877			
Lap	Seg1	Seg2	Seg3	Seg4	Lap Time	km/h	Local Time	17	23.116	23.860	24.819	24.932	1'36.727	279,4	14:32'00.604			
1	30.989	30.797	30.081	2'06.537	14:02'52.353			18	23.426	23.896	24.513	24.088	1'35.923	285,9	14:33'36.527			
2	27.452	29.256	29.454	28.692	1'54.854	243,5	14:04'47.207	19	23.083	23.795	25.276	24.137	1'36.291	279,4	14:35'12.818			
3	26.210	28.382	28.387	28.055	1'51.034	274,5	14:06'38.241	20	23.307	23.758	24.679	24.220	1'35.964	282,3	14:36'48.782			
4	25.897	27.287	28.045	28.094	1'49.323	261,4	14:08'27.564	21	23.202	23.946	24.696	24.679	1'36.523	278,0	14:38'25.305			
5	25.522	26.507	27.539	27.665	1'47.233	271,1	14:10'14.797	Race Time 37'39.489										
6	25.006	26.666	27.371	26.981	1'46.024	274,5	14:12'00.821	RET								5 P. DETTL (1'39.336)		
7	24.981	26.359	27.604	38.847	1'57.791P	273,1	14:13'58.612	Lap	Seg1	Seg2	Seg3	Seg4	Lap Time	km/h	Local Time			
8	1'27.272	25.575	26.070	25.796	2'44.713P		14:16'43.325	1		31.156	30.868	29.752	2'05.858		14:02'51.674			
9	23.898	24.496	25.030	24.789	1'38.213	277,3	14:18'21.538	2	27.356	28.946	29.315	29.017	1'54.634	253,6	14:04'46.308			
10	23.415	24.415	25.057	24.699	1'37.586	278,0	14:19'59.124	3	26.122	28.434	27.651	27.528	1'49.735	271,1	14:06'36.043			
11	23.460	24.304	24.954	24.689	1'37.407	277,3	14:21'36.531	4	25.592	27.284	27.302	26.923	1'47.101	275,9	14:08'23.144			
12	23.424	24.236	24.897	24.561	1'37.118	277,3	14:23'13.649	5	25.575	26.286	26.829	26.603	1'45.293	285,2	14:10'08.437			
13	23.473	24.211	24.836	24.665	1'37.185	277,3	14:24'50.834	6	24.484	25.863	26.652	25.876	1'42.875	285,2	14:11'51.312			
14	23.169	24.076	24.729	24.437	1'36.411	275,9	14:26'27.245											
15	23.291	24.540	24.835	24.267	1'36.933	275,9	14:28'04.178											

29/07/2023 P = Pits In/Out - C = Lap Time Cancelled

These data/results cannot be reproduced, stored and/or transmitted in whole or in part by any manner of electronic, mechanical, photocopying, recording, broadcasting or otherwise now known or herein after developed without the previous express consent by the copyright owner, except for reproduction in daily press and regular printed publications on sale to the public within 60 days of the event related to those data/results and always provided that copyright symbol appears together as follows below.

© DORNA WSBK ORGANIZATION Srl 2023

Acerbis Czech Round, 28-30 July 2023

Chronological Analysis Race 1

Start at 14:00'45.816

5 / 5

7	24.976	25.967	26.863	25.680	1'43.486	286,7	14:13'34.798
8	24.447	25.637	26.362	25.391	1'41.837	285,2	14:15'16.635
9	24.484	25.688	26.224	25.151	1'41.547	285,2	14:16'58.182
10	24.147	25.318	26.242	25.196	1'40.903	283,7	14:18'39.085
11	24.194	25.351	26.022	25.037	1'40.604	271,8	14:20'19.689
12	24.174	25.163	26.233	25.051	1'40.621	285,2	14:22'00.310
13	24.054	25.090	26.066	24.887	1'40.097	286,7	14:23'40.407
14	24.264	25.239	25.881	24.969	1'40.353	286,7	14:25'20.760
15	23.792	24.833	25.847	24.864	1'39.336	285,9	14:27'00.096
16	23.777	25.302	26.474	25.066	1'40.619	284,5	14:28'40.715
17	23.889	24.969	26.339	25.009	1'40.206	285,9	14:30'20.921
18	23.870	24.840	25.891	24.947	1'39.548	285,2	14:32'00.469
19	24.170	25.460	26.131	38.052	1'53.813P	285,9	14:33'54.282

Race Time 33'08.466

RET 38 H. SOOMER [1'34.863]

Lap	Seg.1	Seg.2	Seg.3	Seg.4	Lap Time	km/h	Local Time
1		30.836	31.062	30.505	2'08.011		14:02'53.827
2	27.551	29.143	29.948	29.049	1'55.691	259,0	14:04'49.518
3	27.018	28.236	28.997	28.809	1'53.060	259,0	14:06'42.578
4	26.467	28.360	28.853	28.991	1'52.671	275,9	14:08'35.249
5	26.484	28.423	29.294	40.088	2'04.289P	267,8	14:10'39.538
6	1'13.495	26.038	26.661	26.636	2'32.830P		14:13'12.368
7	24.041	24.882	26.082	25.471	1'40.476	280,1	14:14'52.844
8	23.906	25.202	25.443	24.685	1'39.236	287,4	14:16'32.080
9	23.172	24.191	24.958	24.635	1'36.956	286,7	14:18'09.036
10	23.322	24.083	25.018	24.129	1'36.552	284,5	14:19'45.588
11	23.434	23.893	24.548	23.970	1'35.845	285,2	14:21'21.433
12	23.392	23.846	24.489	24.062	1'35.789	292,8	14:22'57.222
13	23.044	23.656	24.463	24.101	1'35.264	288,9	14:24'32.486
14	22.947	23.650	24.358	24.056	1'35.011	284,5	14:26'07.497
15	22.935	24.038	24.612	24.042	1'35.627	286,7	14:27'43.124
16	23.009	23.586	24.432	23.836	1'34.863	285,2	14:29'17.987

Race Time 28'32.171

RET 51 E. GRANADO [1'45.602]

Lap	Seg.1	Seg.2	Seg.3	Seg.4	Lap Time	km/h	Local Time
1		32.632	32.059	31.539	2'11.757		14:02'57.573
2	27.991	30.633	31.127	30.485	2'00.236	265,9	14:04'57.809
3	26.877	29.314	29.762	29.468	1'55.421	276,6	14:06'53.230
4	25.946	27.672	28.034	28.117	1'49.769	278,7	14:08'42.999
5	25.547	26.688	27.099	27.152	1'46.486	283,7	14:10'29.485
6	24.979	26.052	27.721	26.850	1'45.602	280,8	14:12'15.087
7	24.816	25.975	35.141	41.622	2'07.554P	280,1	14:14'22.641

Race Time 13'36.825

RET 31 G. GERLOFF [1'47.411]

Lap	Seg.1	Seg.2	Seg.3	Seg.4	Lap Time	km/h	Local Time
1		29.924	30.694	29.116	2'02.148		14:02'47.964
2	26.270	28.603	29.235	28.213	1'52.321	281,5	14:04'40.285
3	25.687	27.047	28.231	27.550	1'48.515	283,7	14:06'28.800
4	25.499	26.969	28.123	26.820	1'47.411	272,5	14:08'16.211

Race Time 7'30.395

29/07/2023 P = Pits In/Out - C = Lap Time Cancelled

These data/results cannot be reproduced, stored and/or transmitted in whole or in part by any manner of electronic, mechanical, photocopying, recording, broadcasting or otherwise now known or herein after developed without the previous express consent by the copyright owner, except for reproduction in daily press and regular printed publications on sale to the public within 60 days of the event related to those data/results and always provided that copyright symbol appears together as follows below.

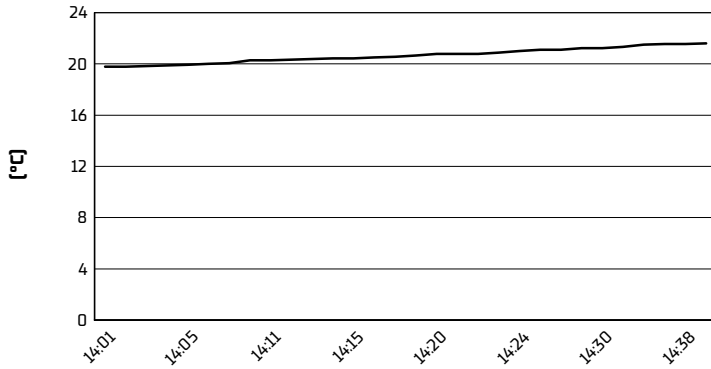
© DORNA WSBK ORGANIZATION Srl 2023

Acerbis Czech Round, 28-30 July 2023

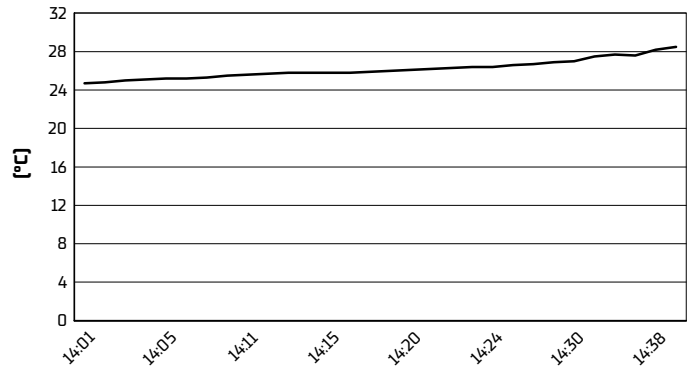
Weather Report Race 1

Session started 14:01 - Session ended 14:39

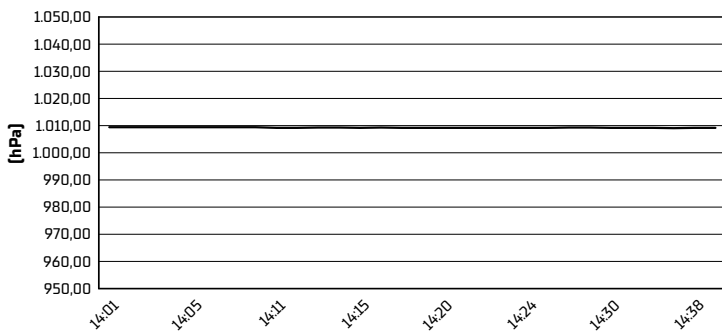
Air Temperature



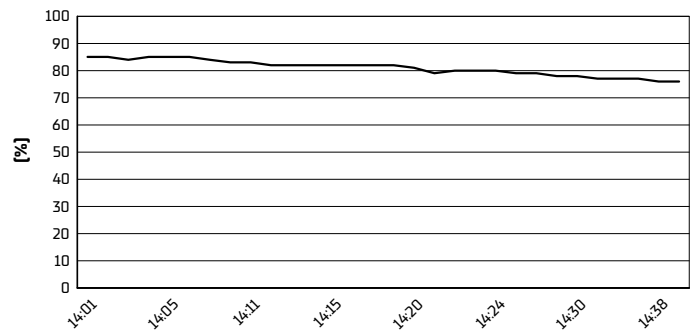
Track Temperature



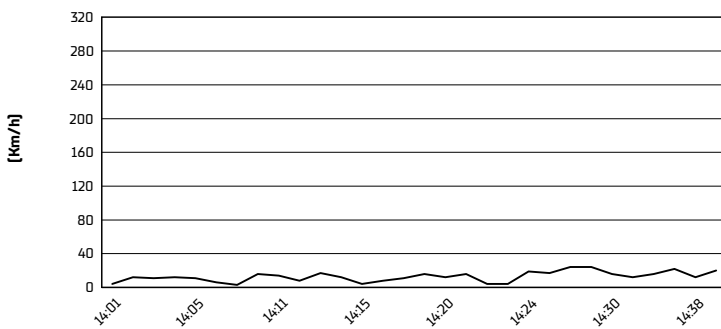
Air Pressure



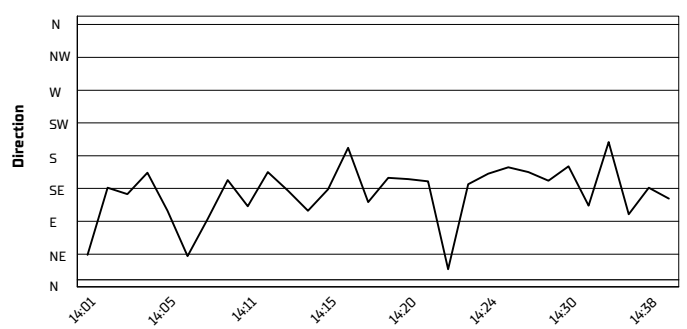
Humidity



Wind Speed



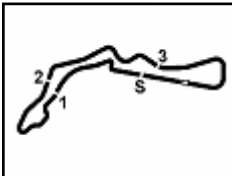
Wind Direction



29/07/2023

These data/results cannot be reproduced, stored and/or transmitted in whole or in part by any manner of electronic, mechanical, photocopying, recording, broadcasting or otherwise now known or herein after developed without the previous express consent by the copyright owner, except for reproduction in daily press and regular printed publications on sale to the public within 60 days of the event related to those data/results and always provided that copyright symbol appears together as follows below.

© DORNA WSBK ORGANIZATION Srl 2023



Acerbis Czech Round, 28-30 July 2023

Best Laps & Speeds

Autodrom Most 4.212 m

No.	Rider Bike	Nat	Best Lap		FP1		FP2		FP3		SP		RC1	
			LL	SPD	LL	SPD	LL	SPD	LL	SPD	LL	SPD	LL	SPD
1	54 T. RAZGATLIOGLU Yamaha YZF R1	TUR	1'30.801 73 292,8		1'34.570 11 289,7	1'32.367 19 291,2	1'31.762 14 289,7	1'30.801 7 292,8	1'34.386 22 290,4					
2	9 D. PETRUCCI Ducati Panigale V4R	ITA	1'31.261 70 294,3		1'49.656 5 279,3	1'32.471 19 292,8	1'32.065 16 294,3	1'31.261 8 293,5	1'34.506 22 293,5					
3	87 R. GARDNER Yamaha YZF R1	AUS	1'31.419 77 293,5		1'36.016 15 286,6	1'32.379 20 292,8	1'32.330 13 293,5	1'31.419 7 291,2	1'33.154 22 292,8					
4	47 A. BASSANI Ducati Panigale V4R	ITA	1'31.430 65 297,5		1'47.019 4 282,2	1'32.611 19 289,7	1'32.125 14 292,0	1'31.430 6 293,5	1'32.619 22 297,5					
5	65 J. REA Kawasaki ZX-10RR	GBR	1'31.458 70 293,5		1'45.365 8 282,9	1'32.892 18 291,2	1'32.368 14 293,5	1'31.458 8 293,5	1'35.005 22 288,9					
6	31 G. GERLOFF BMW M1000 RR	USA	1'31.659 46 298,3		1'36.650 2 287,4	1'33.058 17 292,8	1'31.689 15 298,3	1'31.659 8 296,7	1'47.411 4 283,7					
7	55 A. LOCATELLI Yamaha YZF R1	ITA	1'31.680 77 293,5		1'36.081 13 286,6	1'32.884 21 292,8	1'31.913 14 289,7	1'31.680 7 293,5	1'35.050 22 289,7					
8	45 S. REDDING BMW M1000 RR	GBR	1'31.696 70 295,1		1'33.926 8 290,4	1'32.890 18 292,0	1'31.696 15 293,5	1'32.253 7 295,1	1'34.897 22 292,8					
9	21 M. RINALDI Ducati Panigale V4R	ITA	1'31.715 72 295,9		1'37.291 13 288,9	1'32.560 17 290,4	1'32.128 13 295,9	1'31.715 7 293,5	1'33.262 22 295,1					
10	97 X. VIERGE Honda CBR1000 RR-R	ESP	1'31.813 78 298,3		1'36.239 16 292,8	1'33.401 20 295,9	1'32.873 14 297,5	1'31.813 7 298,3	1'33.412 21 296,7					
11	77 D. AEGERTER Yamaha YZF R1	SUI	1'31.822 82 293,5		1'35.351 19 286,6	1'32.886 21 288,9	1'32.323 15 289,7	1'31.822 5 292,8	1'35.243 22 293,5					
12	7 I. LECUONA Honda CBR1000 RR-R	ESP	1'31.931 68 300,8		1'50.234 7 282,2	1'33.108 19 295,1	1'32.091 13 294,3	1'31.931 7 300,8	1'34.677 22 299,1					
13	22 A. LOWES Kawasaki ZX-10RR	GBR	1'31.951 76 296,7		1'34.669 15 288,1	1'32.971 18 292,0	1'32.846 13 296,7	1'31.951 8 294,3	1'35.247 22 292,8					
14	5 P. OETTL Ducati Panigale V4R	GER	1'31.957 73 293,5		1'36.142 16 285,9	1'33.343 22 289,7	1'31.957 16 293,5		1'39.336 19 286,6					
15	76 L. BAZ BMW M1000 RR	FRA	1'32.026 64 298,3			1'33.335 21 287,4	1'32.026 13 292,8	1'32.037 8 298,3	1'35.246 22 292,0					
16	1 A. BAUTISTA Ducati Panigale V4R	ESP	1'32.177 67 299,1		1'46.032 8 283,7	1'32.654 14 294,3	1'32.186 16 299,1	1'32.177 7 297,5	1'32.400 22 299,1					
17	34 L. BALDASSARRI Yamaha YZF R1	ITA	1'32.713 83 290,4		1'38.064 18 282,2	1'33.445 21 285,2	1'33.118 16 286,6	1'32.713 7 290,4	1'34.167 21 283,7					
18	51 E. GRANADO Honda CBR1000 RR-R	BRA	1'32.953 43 295,1		1'36.811 12 281,5	1'36.076 4 288,9	1'34.449 13 287,4	1'32.953 7 295,1	1'45.602 7 283,7					
19	60 M. VAN DER MARK BMW M1000 RR	NED	1'33.175 49 294,3		1'55.059 4 240,7	1'44.215 1 285,2	1'33.424 14 292,8	1'33.175 8 294,3	1'33.838 22 290,4					
20	32 I. VINALES Kawasaki ZX-10RR	ESP	1'33.297 60 286,6		1'47.624 6 277,2	1'34.667 15 285,9	1'34.231 11 286,6	1'33.297 7 285,2	1'36.058 21 277,9					
21	53 T. RABAT Kawasaki ZX-10RR	ESP	1'33.440 88 291,2		1'40.299 21 283,7	1'34.634 21 288,1	1'33.924 18 288,1	1'33.440 7 290,4	1'34.624 21 291,2					
22	20 R. TAMBURINI Yamaha YZF R1	ITA	1'33.575 64 290,4		1'38.991 14 282,9	1'36.055 6 277,2	1'34.126 16 290,4	1'33.575 7 290,4	1'35.135 21 286,6					
23	38 H. SOOMER Honda CBR1000 RR-R	EST	1'33.662 63 292,8		1'50.018 9 280,1	1'34.978 17 287,4	1'34.359 14 289,7	1'33.662 7 286,6	1'34.863 16 292,8					
24	52 D. KONIG Kawasaki ZX-10RR	CZE	1'34.244 68 286,6		1'40.053 13 279,3	1'34.520 15 285,2	1'34.244 13 283,7	1'34.939 6 286,6	1'35.427 21 285,9					

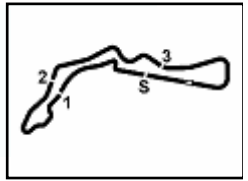
29/07/2023

These data/results cannot be reproduced, stored and/or transmitted in whole or in part by any manner of electronic, mechanical, photocopying, recording, broadcasting or otherwise now known or herein after developed without the previous express consent by the copyright owner, except for reproduction in daily press and regular printed publications on sale to the public within 60 days of the event related to those data/results and always provided that copyright symbol appears together as follows below.

© DORNA WSBK ORGANIZATION Srl 2023

FICR PERUGIA TIMING





Autodrom Most 4.212 m

Acerbis Czech Round, 28–30 July 2023
Pirelli Best Lap Award

	Points	Points From First	Points From Previous	February 26 PHILIP ISLAND	March 5 MANDALIKA	April 23 ASSEN	May 7 BARCELONA	June 4 MISANO	July 2 DONINGTON PARK	July 16 IMOLA	July 30 MOST	September 10 MAGNY-COURS	September 24 ARAGON	October 1 PORTIMAO	TBA			
1 BAUTISTA Alvaro (ESP)	13			1	1	1	1	1	1	1	1							
2 BASSANI Axel (ITA)	1	12									1							
3 REA Jonathan (GBR)	1	12	0	1														

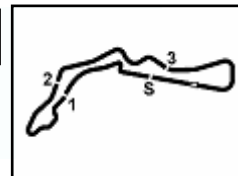
29/07/2023

These data/results cannot be reproduced, stored and/or transmitted in whole or in part by any manner of electronic, mechanical, photocopying, recording, broadcasting or otherwise now known or herein after developed without the previous express consent by the copyright owner, except for reproduction in daily press and regular printed publications on sale to the public within 60 days of the event related to those data/results and always provided that copyright symbol appears together as follows below.

© DORNA WSBK ORGANIZATION Srl 2023

FICR PERUGIA TIMING





Acerbis Czech Round, 28–30 July 2023

Overtakes Standings Race 1

	Points	Points From First	Points From Previous	February 26 PHILIP ISLAND	March 5 MANDALIKA	April 23 ASSEN	May 7 BARCELONA	June 4 MISANO	July 2 DONINGTON PARK	July 16 IMOLA	July 30 MOST	September 10 MAGNY-COURS	September 24 ARAGON	October 1 PORTIMAO	TBA				
1 LECUONA Iker (ESP)	100			9 8	7 2	8 4	11 4	2	5 8	6 10	16								
2 GERLOFF Garrett (USA)	98	2		9 10	8 6	8 10	12 4	4 5	1 3	7 7	4								
3 VIERGE Xavi (ESP)	95	5 3		11 9	9 1	6 2	3 5	6 3	6 7	10 5	12								
4 GARDNER Remy (AUS)	91	9 4		3 5	6 6	9	9 4	3 4	8 7	11 9	7								
5 REDDING Scott (GBR)	90	10 1		13 9	3 7	1 2	2 2	2 8	5 9		4 23								
6 OETTL Philipp (GER)	90	10 0		4 10	6	6 6	6 4	3 7	3 8	2 6	19								
7 BASSANI Axel (ITA)	89	11 1		9 11	5 3	7 3	5 5	2 4	8 9	2 6	10								
8 BALDASSARRI Lorenzo (ITA)	87	13 2		7 2	8 1	6 9	5 2	5 3	13 3	3 6	14								
9 LOWES Alex (GBR)	78	22 9		5 13	6 1	2 10	3 6	5 1	3 3	2 3	15								
10 PETRUCCI Danilo (ITA)	73	27 5		8 8	5 2	5 4	7 6	4	1 4	4 3	12								
11 KONIG Oliver (CZE)	72	28 1		5 8	3	7 9			9 9	5 3	14								
12 SYHRIN Hafizh (MAS)	71	29 1		8 8	4 1	8 10	7 1	2 6	9 7										
13 VINALES Isaac (ESP)	70	30 1				6 7	4 2	3 6	11 8	4 4	15								
14 BAZ Loris (FRA)	69	31 1		5 8	4	3 4	9 5	6 8	1	2 4	10								
15 AEGERTER Dominique (SUI)	67	33 2		1 12	11 2	7 2	2 3	1 4		3 1 4	14								
16 GRANADO Eric (BRA)	63	37 4		7 7		7 7			8 8	3 5	11								
17 RINALDI Michael Ruben (ITA)	62	38 1		4	1	11 7	1 7	1 2	10	3 2	13								
18 REA Jonathan (GBR)	62	38 0		3 13	8 2	2	3 7	2 3	2 3	5 3	6								
19 BAUTISTA Alvaro (ESP)	52	48 10		2	2 3	4 1	1	2	3 4	10 1	19								
20 RAZGATLIOGLU Toprak (TUR)	49	51 3		1 4	1 2	2	4 4	2	4 3	6 2	14								
21 VAN DER MARK Michael (NED)	46	54 3		4 5	10	5 3					19								
22 RABAT Tito (ESP)	46	54 0						3 3	10 5	5 4	16								
23 LOCATELLI Andrea (ITA)	46	54 0		6 2	2 2	3 3	6	2 2	3	2 1	12								
24 RAY Bradley (GBR)	43	57 3				4 5	6 8	4 4	7	5									

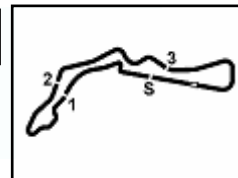
29/07/2023

This data/results cannot be reproduced, stored and/or transmitted in whole or in part by any manner of electronic, mechanical, photocopying, recording, broadcasting or otherwise now known or herein after developed without the previous express consent by the copyright owner, except for reproduction in daily press and regular printed publications on sale to the public within 60 days of the event related to those data/results and always provided that copyright symbol appears together as follows below.

© DORNA WSBK ORGANIZATION Srl 2023

FICR PERUGIA TIMING





Autodrom Most 4.212 m

2 / 2

	Points	Points From First	Points From Previous	February 26 PHILLIP ISLAND	March 5 MANDALIKA	April 23 ASSEN	May 7 BARCELONA	June 4 MISANO	July 2 DONINGTON PARK	July 16 IMOLA	July 30 MOST	September 10 MAGNY-COURS	September 24 ARAGON	October 1 PORTIMAO	TBA				
25 SYKES Tom [GBR]	41	59	2	4 1	4	2 9	6 2	2 7	4										
26 RUIU Gabriele [ITA]	31	69	10			8 7				8 8									
27 TAMBURINI Roberto [ITA]	22	78	9							5 5	12								
28 LOPES Ivo Miguel [POR]	10	90	12				5 5												
29 SOOMER Hannes [EST]	8	92	2								8								
30 HASLAM Leon [GBR]	6	94	2							5 1									
31 MIZUNO Ryo [JPN]	5	95	1					4 1											
32 VITALI Luca [ITA]	2	98	3					2											

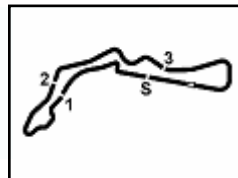
29/07/2023

These data/results cannot be reproduced, stored and/or transmitted in whole or in part by any manner of electronic, mechanical, photocopying, recording, broadcasting or otherwise now known or herein after developed without the previous express consent by the copyright owner, except for reproduction in daily press and regular printed publications on sale to the public within 60 days of the event related to those data/results and always provided that copyright symbol appears together as follows below.

© DORNA WSBK ORGANIZATION Srl 2023

FICR PERUGIA TIMING





Acerbis Czech Round, 28-30 July 2023

Pit Times Race 1

Pit Intervention Time: 58 secs

No.	Rider	Bike		Race Time	Local Time	Pit Time
1	A. BAUTISTA	Ducati Panigale V4R	PIT IN	9'06.300	14:09'52.116	
			PIT OUT	10'22.673	14:11'08.489	1'16.373
5	P. OETTL	Ducati Panigale V4R	PIT IN	32'55.769	14:33'41.585	
20	R. TAMBURINI	Yamaha YZF R1	PIT IN	11'36.522	14:12'22.338	
			PIT OUT	13'08.485	14:13'54.301	1'31.963
21	M. RINALDI	Ducati Panigale V4R	PIT IN	7'31.755	14:08'17.571	
			PIT OUT	8'30.379	14:09'16.195	58.624
32	I. VINALES	Kawasaki ZX-10RR	PIT IN	13'00.172	14:13'45.988	
			PIT OUT	14'13.613	14:14'59.429	1'13.441
34	L. BALDASSARRI	Yamaha YZF R1	PIT IN	12'38.326	14:13'24.142	
			PIT OUT	13'40.538	14:14'26.354	1'02.212
38	H. SOOMER	Honda CBR1000 RR-R	PIT IN	9'40.848	14:10'26.664	
			PIT OUT	10'42.174	14:11'27.990	1'01.326
47	A. BASSANI	Ducati Panigale V4R	PIT IN	10'37.592	14:11'23.408	
			PIT OUT	11'37.047	14:12'22.863	59.455
51	E. GRANADO	Honda CBR1000 RR-R	PIT IN	13'23.889	14:14'09.705	
52	O. KONIG	Kawasaki ZX-10RR	PIT IN	7'47.152	14:08'32.968	
			PIT OUT	10'02.400	14:10'48.216	2'15.248
53	T. RABAT	Kawasaki ZX-10RR	PIT IN	9'32.450	14:10'18.266	
			PIT OUT	10'45.195	14:11'31.011	1'12.745
60	M. VAN DER MARK	BMW M1000 RR	PIT IN	9'13.819	14:09'59.635	
			PIT OUT	10'12.337	14:10'58.153	58.518
87	R. GARDNER	Yamaha YZF R1	PIT IN	9'06.755	14:09'52.571	
			PIT OUT	10'05.493	14:10'51.309	58.738
97	X. VIERGE	Honda CBR1000 RR-R	PIT IN	7'24.516	14:08'10.332	
			PIT OUT	9'52.034	14:10'37.850	2'27.518
7	I. LECUONA	Honda CBR1000 RR-R				
9	D. PETRUCCI	Ducati Panigale V4R				
22	A. LOWES	Kawasaki ZX-10RR				
31	G. GERLOFF	BMW M1000 RR				
45	S. REDDING	BMW M1000 RR				
54	T. RAZGATLIOGLU	Yamaha YZF R1				
55	A. LOCATELLI	Yamaha YZF R1				
65	J. REA	Kawasaki ZX-10RR				
76	L. BAZ	BMW M1000 RR				
77	D. AEGERTER	Yamaha YZF R1				