

Prometeon Italian Round, 14-16 July 2023 Results Race 2

Laps 17 = 83,912 Km - Time of Race 31'48.323 - Avg. 158,298 km/h

Pos	Grid	No. Rider	Nat	Team	Bike	Class	LL	Gap	Rel.	Fastest Lap	Speed	Qualifying	Speed
1	3	62 S. MANZI	ITA	Ten Kate Racing Yamaha	Yamaha YZF R6		17			1'51.445	247,9	1'51.247	249,0
2	2	11 N. BULEGA	ITA	Aruba.it Racing WorldSSP Team	Ducati Panigale V2		17	7.188	7.188	1'51.492	251,4	1'50.898	253,2
3	5	55 Y. MONTELLA	ITA	Barni Spark Racing Team	Ducati Panigale V2		17	9.804	2.616	1'51.967	247,9	1'51.800	249,0
4	7	99 A. HUERTAS	ESP	MTM Kawasaki	Kawasaki ZX-6R		17	15.370	5.566	1'52.374	249,6	1'51.929	246,7
5	12	3 R. DE ROSA	ITA	Orelac Racing Verdnatura	Ducati Panigale V2		17	17.370	2.000	1'52.573	249,0	1'52.687	251,4
6	8	9 J. NAVARRO	ESP	Ten Kate Racing Yamaha	Yamaha YZF R6		17	17.636	0.266	1'52.127	248,5	1'52.038	247,3
7	13	94 V. DEBISE	FRA	GMT94 Yamaha	Yamaha YZF R6		17	18.088	0.452	1'52.715	250,2	1'52.719	246,1
8	4	23 M. SCHROETTER	GER	MV Agusta Reparto Corse	MV Agusta F3 800 RR		17	18.387	0.299	1'52.349	252,0	1'51.401	249,6
9	9	14 L. MAHIAS	FRA	Kawasaki Puccetti Racing	Kawasaki ZX-6R		17	35.110	16.723	1'52.717	243,9	1'52.245	243,9
10	24	71 T. EDWARDS	AUS	Yart-Yamaha WorldSSP Team	Yamaha YZF R6	*	17	36.576	1.466	1'53.500	249,6	1'54.468	251,4
11	21	25 A. VERDOIA	FRA	Yamaha Thailand Racing Team	Yamaha YZF R6		17	40.049	3.473	1'53.338	249,6	1'53.817	249,0
12	19	21 F. FULIGNI	ITA	Evan Bros. WorldSSP Yamaha Team	Yamaha YZF R6		17	40.254	0.205	1'53.338	251,4	1'53.322	252,0
13	20	73 M. KOFLER	AUT	D34G Racing	Ducati Panigale V2	*	17	43.139	2.885	1'53.699	249,6	1'53.593	247,3
14	16	27 A. DIAZ	ESP	Arco Yart Yamaha WorldSSP	Yamaha YZF R6	*	17	46.829	3.690	1'53.967	246,1	1'53.119	249,0
15	22	17 J. MCPHEE	GBR	Vince64 by Puccetti Racing	Kawasaki ZX-6R		17	51.140	4.311	1'54.232	249,6	1'54.276	247,9
16	26	68 L. POWER	AUS	Motozoo ME AIR Racing	Kawasaki ZX-6R	*	17	58.038	6.898	1'54.727	246,1	1'54.876	240,5
17	30	7 A. NORRODIN	MAS	PETRONAS MIE Racing Honda Team	Honda CBR600RR		17	1'13.041	15.003	1'55.294	239,5	1'55.231	239,5
Not Classified													
RET	28	98 M. ABE	JPN	VFT Racing WEBIKE Yamaha	Yamaha YZF R6	*	13	4 Laps		1'55.321	245,6	1'54.918	242,2
RET	29	4 H. TRUELOVE	GBR	PTR Triumph	Triumph Street Triple RS 765		11	6 Laps		1'55.051	246,7	1'54.974	245,6
RET	10	13 L. OTTAVIANI	ITA	Extreme Racing Service	MV Agusta F3 800 RR		10	7 Laps		1'53.626	247,9	1'52.270	253,2
RET	27	95 T. MACKENZIE	GBR	PETRONAS MIE Racing Honda Team	Honda CBR600RR		10	7 Laps		1'54.982	238,4	1'54.897	236,8
RET	17	69 T. BOOTH-AMOS	GBR	Motozoo ME AIR Racing	Kawasaki ZX-6R	*	9	8 Laps		1'53.451	246,1	1'53.129	247,3
RET	25	67 S. VALTULINI	ITA	ProDina Kawasaki Racing	Kawasaki ZX-6R	*	8	9 Laps		1'54.219	247,9	1'54.516	245,6
RET	1	64 F. CARICASULO	ITA	Althea Racing Team	Ducati Panigale V2		7	10 Laps		1'51.844	252,0	1'50.779	249,6
RET	6	54 B. SOFUOGLU	TUR	MV Agusta Reparto Corse	MV Agusta F3 800 RR		6	11 Laps		1'51.942	252,0	1'51.808	249,6
RET	15	6 E. PUSCEDDU	ITA	JAngel by Edafos	Yamaha YZF R6		6	11 Laps		1'53.100	246,1	1'52.840	245,0
RET	14	22 F. FULIGNI	ITA	Orelac Racing Verdnatura	Ducati Panigale V2	*	5	12 Laps		1'53.914	247,3	1'52.822	248,5
RET	18	28 G. VAN STRAALLEN	NED	EAB Racing Team	Yamaha YZF R6		4	13 Laps		1'52.601	247,3	1'53.233	252,0
RET	23	51 A. SARMOON	THA	Yamaha Thailand Racing Team	Yamaha YZF R6		3	14 Laps		1'54.375	245,6	1'54.445	245,0
RET	11	29 N. SPINELLI	ITA	VFT Racing WEBIKE Yamaha	Yamaha YZF R6		2	15 Laps		1'53.318	247,3	1'52.468	249,0

AIR	Humidity:	35%	Temp:	36°C
TRACK	Condition:	Dry	Temp:	56°C

Records	Pole [SP]	2019	R.Krummenacher	1'50.239	161,192 Km/h
	Race [RC]	2015	J.Cluzel	1'51.101	159,941 Km/h
	All Times [SP]	2019	R.Krummenacher	1'50.239	161,192 Km/h
Race Fastest Lap		Lap 4	S.Manzi	1'51.445	159,447 Km/h

LAP LEADERS				
No. Rider	From	To	Laps	Total
11 N. BULEGA	1	6	6	6
62 S. MANZI	7	17	11	11

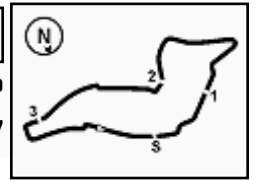
TOTAL LEADER LAPS	
No. Rider	Laps
11 N. BULEGA	147
62 S. MANZI	38
61 C. ONCU	28
54 B. SOFUOGLU	15
64 F. CARICASULO	8
23 M. SCHROETTER	1
94 V. DEBISE	1

* WorldSSP Challenge

16/07/2023 Start 12:30 End 13:05 The results are provisional until the end of the time limit for protests and appeals and the completion of the technical checks.

These data/results cannot be reproduced, stored and/or transmitted in whole or in part by any manner of electronic, mechanical, photocopying, recording, broadcasting or otherwise now known or herein after developed without the previous express consent by the copyright owner, except for reproduction in daily press and regular printed publications on sale to the public within 60 days of the event related to those data/results and always provided that copyright symbol appears together as follows below.

© DORNA WSBK ORGANIZATION Srl 2023

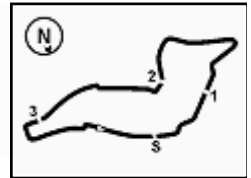

Prometeon Italian Round, 14-16 July 2023
Results Race 2
Race Highlights

Time	No. Rider	Description
12.15.00		Sighting Lap Started
12.27.52		Warm-up Lap Started
12.30.47		Start
12.36.18	29 N. SPINELLI	Crashed - Turn 18
12.36.44	29 N. SPINELLI	Not Actively Competing
12.37.09	67 S. VALTULINI	Double Long Lap Penalty - Jump Start
12.37.26	51 A. SARMOON	Crashed - Turn 7
12.37.48	51 A. SARMOON	Not Actively Competing
12.39.54	28 G. VAN STRAALEN	Crashed - Turn 14
12.40.17	28 G. VAN STRAALEN	Re-joined
12.40.54	28 G. VAN STRAALEN	Entered Pits
12.41.08	22 F. FULIGNI	Crashed - Turn 7
12.41.37	28 G. VAN STRAALEN	Retired
12.41.39	22 F. FULIGNI	Not Actively Competing
12.42.09	64 F. CARICASULO	Crashed - Turn 22
12.42.18	64 F. CARICASULO	Re-joined
12.43.55	54 B. SOFUOGLU	Crashed - Turn 22
12.44.21	6 E. PUSCEDDU	Crashed - Turn 22
12.45.03	64 F. CARICASULO	Entered Pits
12.45.09	6 E. PUSCEDDU	Not Actively Competing
12.45.11	54 B. SOFUOGLU	Not Actively Competing
12.46.10	64 F. CARICASULO	Retired
12.47.17	67 S. VALTULINI	Crashed - Turn 9
12.48.25	67 S. VALTULINI	Not Actively Competing
12.49.50	69 T. BOOTH-AMOS	Entered Pits
12.51.22	13 L. OTTAVIANI	Crashed - Turn 14
12.51.56	95 T. MACKENZIE	Entered Pits
12.51.56		2/3 of Race Distance Completed
12.53.06	23 M. SCHROETTER	Track Limits Warning
12.53.40	95 T. MACKENZIE	Retired
12.53.50	13 L. OTTAVIANI	Not Actively Competing
12.54.00	4 H. TRUELOVE	Entered Pits
12.55.06	4 H. TRUELOVE	Retired
12.55.50	69 T. BOOTH-AMOS	Retired
12.56.40	98 M. ABE	Crashed - Turn 6
12.56.52	98 M. ABE	Not Actively Competing
13.05.19		End Of Session

	Start	End	The results are provisional until the end of the time limit for protests and appeals
16/07/2023	12:30	13:05	and the completion of the technical checks.

These data/results cannot be reproduced, stored and/or transmitted in whole or in part by any manner of electronic, mechanical, photocopying, recording, broadcasting or otherwise now known or herein after developed without the previous express consent by the copyright owner, except for reproduction in daily press and regular printed publications on sale to the public within 60 days of the event related to those data/results and always provided that copyright symbol appears together as follows below.

© DORNA WSBK ORGANIZATION Srl 2023



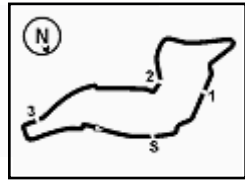
Prometeon Italian Round, 14-16 July 2023
Championship Standings

Imola Circuit 4.936 m

Rank	Rider	Points	Points From First	Points From Previous	February 26 PHILLIP ISLAND		March 5 MANDALIKA		April 23 ASSEN		May 7 BARCELONA		June 4 MISANO		July 2 DONINGTON PARK		July 16 IMOLA		July 30 MOST		September 10 MAGNY-COURS		September 24 ARAGON		October 1 PORTIMAO		October 15 VILLICUM				
					1	2	1	2	1	2	1	2	1	2	1	2	1	2	1	2	1	2	1	2	1	2	1	2	1	2	1
1	BULEGA Nicolo (ITA)	283			25	25	11	16	25	25	25	25	25	20	25	25	16	20													
					1	1	1	1	1	1	1	1	1	1	1	1	1	1													
2	MANZI Stefano (ITA)	242	41		10	20	9	20	11	20	10	16	20	25	20	11	25	25													
					6	2	3	2	2	2	2	3	2	2	2	2	2	2													
3	SCHROETTER Marcel (GER)	184	99	58	9	13	13	11	20	13	20	20	13	16	8	20	8														
					7	3	5	5	3	3	3	2	3	3	3	3	3														
4	CARICASULO Federico (ITA)	156	127	28	6	20	25	10	16	11	10	16	13	13	16																
					10	14	6	4	5	4	4	4	4	4	4	3	4	4													
5	SOFUOGLU Bahattin (TUR)	97	186	59	5	7	6	5	5	16	25	9	3	8	13																
					16	15	11	13	13	10	7	9	6	7	7	5	5														
6	TUULI Niki (FIN)	93	190	4	13	7	16	10	4	11	6	8	7	6	1	4															
					4	4	4	5	6	6	5	5	5	5	5	5	6	6													
7	VAN STRAALLEN Glenn (NED)	92	191	1	2	11	5	16	5	13	11	9	11	6	3																
					14	9	11	11	8	9	8	8	6	7	6	6	7	7													
8	DEBISE Valentin (FRA)	89	194	3	3	8	10	13	10	8	13	6	9	9																	
					13	10	8	10	8	7	8	6	8	9	9	8	8	8													
9	MONTELLA Yari (ITA)	87	196	2				8	5	11	16	20	11	16																	
								18	19	18	18	14	16	14	11	10	9														
10	NAVARRO Jorge (ESP)	87	196	0	7	10	4	8	6	9	9	7	8	4	5	10															
					9	7	8	8	7	7	7	10	7	8	8	9	9	9													
11	HUERTAS Adrian (ESP)	77	206	10				3	8	4	4	5	11	10	13	6	13														
								21	17	15	14	14	13	13	12	13	11														
12	DE ROSA Raffaele (ITA)	76	207	1	9	9	7	7	1	6	9	7	10	11																	
					13	16	11	12	10	12	12	12	12	12	14	12	12														
13	SPINELLI Nicholas (ITA)	66	217	10	20	7	2	7	9	4	8	9	8	9																	
					2	4	10	9	11	12	11	11	11	11	11	13	11	13													
14	ONCU Can (TUR)	63	220	3	16	25	13	9	6	8	10	10	10	10	10	14	14														
					8	2	3	4	5	6	8	10	10	10	10	14	14														
15	BOOTH-AMOS Tom (GBR)	41	242	22				1	6	3	2	4	7	10	8																
								23	20	19	19	20	18	17	15	15	15														
16	MAHIAS Lucas (FRA)	35	248	6					3	6	7	5	7	7																	
									25	21	18	19	19	17	16																
17	MCPHEE John (GBR)	32	251	3	16	4	6	5	10	11	13	13	13	14	15	16	17														
					3	4	6	7	10	11	13	13	13	14	15	16	17														
18	BAYLISS Oliver (AUS)	26	257	6	6	8	4					3	5																		
					14	12	11	14	14	14	15	16	15	16	17	18	18														
19	CORSI Simone (ITA)	23	260	3				3	24	24	25	19	17	17	18	19	19														
20	EDWARDS Tom (AUS)	21	262	2				1	2	5	3	2	2	6																	
									25	24	21	23	22	22	20	20	20														
21	MACKENZIE Tarran (GBR)	15	268	6	11	2	2																								
					5	10	13	15	15	15	16	17	20	20	20	20	21														
22	SARMOON Anupab (THA)	14	269	1	8	2	3	1	16	16	17	17	18	21	21	22	22														
					8	12	13	16	16	16	17	17	18	21	21	22	22														
23	VERDOIA Andy (FRA)	10	273	4											3	2	5														
															27	25	23														
24	FULIGNI Filippo (ITA)	9	274	1											5	4															
															25	24															
25	NORRODIN Adam (MAS)	9	274	0	4	1	1	3	17	18	20	20	21	23	23	23	24														
					12	16	17	17	17	18	20	20	21	23	23	23	24														

16/07/2023 First Line: Championship Standings - Second Line: Ranking Progression
 These data/results cannot be reproduced, stored and/or transmitted in whole or in part by any manner of electronic, mechanical, photocopying, recording, broadcasting or otherwise now known or herein after developed without the previous express consent by the copyright owner, except for reproduction in daily press and regular printed publications on sale to the public within 60 days of the event related to those data/results and always provided that copyright symbol appears together as follows below.
 © DORNA WSBK ORGANIZATION Srl 2023





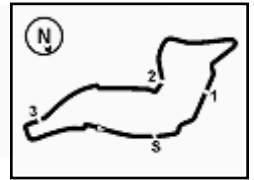
Imola Circuit 4.936 m

Prometeon Italian Round, 14-16 July 2023
Championship Standings

Points	Points From First	Points From Previous	February 26		March 5		April 23		May 7		June 4		July 2		July 16		July 30		September 10		September 24		October 1		October 15				
			PHILLIP ISLAND	MANDALIKA	ASSEN	BARCELONA	MISANO	DONINGTON PARK	IMOLA	MOST	MAGNY-COURS	ARAGON	PORTIMAO	VILLICUM															
26	MANTOVANI Andrea [ITA]	9	274	0			2	4			2	1																	
27	TRUELOVE Harry [GBR]	5	278	4	5																								
28	OTTAVIANI Luca [ITA]	4	279	1												4													
29	WONGTHANANON Apiwath [THA]	4	279	0	1	3																							
30	KOFLER Maximilian [AUT]	3	280	1																									
31	DIAZ Alvaro [ESP]	2	281	1																									
32	BUSSOLOTTI Marco [ITA]	2	281	0							2																		
33	VALTULINI Stefano [ITA]	1	282	1																									
34	IRWIN Rhys [IRL]	1	282	0																									
35	FULIGNI Federico [ITA]	1	282	0							1																		
36	FERNANDEZ GONZALEZ	1	282	0							1																		

16/07/2023 First Line: Championship Standings - Second Line: Ranking Progression
 These data/results cannot be reproduced, stored and/or transmitted in whole or in part by any manner of electronic, mechanical, photocopying, recording, broadcasting or otherwise now known or herein after developed without the previous express consent by the copyright owner, except for reproduction in daily press and regular printed publications on sale to the public within 60 days of the event related to those data/results and always provided that copyright symbol appears together as follows below.
 © DORNA WSBK ORGANIZATION Srl 2023





Imola Circuit 4.936 m

1 / 4

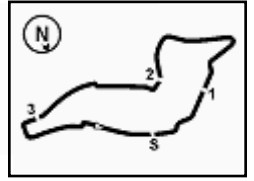
Prometeon Italian Round, 14-16 July 2023
Lap Chart Race 2

		Lap																
	1	2	3	4	5	6	7	8	9	10	11	12	13	14	15	16	17	
1	11	11	11	11	11	11	62	62	62	62	62	62	62	62	62	62	62	
2	62	62	62	62	62	62	11	11	11	11	11	11	11	11	11	11	11	
3	55	55	55	55	64	55	55	55	55	55	55	55	55	55	55	55	55	
4	64	64	64	64	55	54	23	23	23	23	99	99	99	99	99	99	99	
5	99	99	54	54	54	99	99	99	99	23	23	23	23	3	3	3	3	
6	54	54	99	99	99	23	9	3	3	3	3	3	3	3	9	9	9	
7	23	23	23	23	23	3	3	94	94	94	94	9	9	9	23	23	94	
8	9	9	9	9	9	9	94	9	9	9	9	94	94	94	94	94	23	
9	3	3	3	3	3	94	14	71	71	71	71	71	71	71	71	71	14	
10	14	14	14	14	94	14	71	14	14	14	14	14	14	14	14	14	71	
11	94	94	94	94	14	6	69	13	13	13	21	21	21	21	21	21	25	
12	6	6	28	28	6	71	13	69	69	21	73	73	73	25	25	25	21	
13	28	28	6	6	22	69	27	27	21	73	27	25	25	73	73	73	73	
14	29	29	22	22	71	13	73	21	73	27	25	27	27	27	27	27	27	
15	22	22	71	71	69	27	21	73	27	25	17	17	17	17	17	17	17	
16	27	27	69	69	13	73	67	67	25	17	68	68	68	68	68	68	68	
17	69	69	27	13	27	21	17	17	17	68	7	7	98	7	7	7	7	
18	13	71	13	27	73	64	25	25	68	7	98	98	7					
19	71	13	73	73	17	67	68	68	7	95	4							
20	17	73	17	17	21	17	7	7	95	98	4							
21	73	17	67	67	67	25	95	95	98	4								
22	67	67	51	21	25	68	98	4	4									
23	51	51	21	25	68	7	4	98										
24	25	25	25	68	4	98	64											
25	68	21	68	4	7	95												
26	21	68	4	7	98	4												
27	4	4	7	98	95													
28	7	7	98	95														
29	98	98	95															
30	95	95																

Final Result		
1	62 S. MANZI	Laps 17
2	11 N. BULEGA	7.188
3	55 Y. MONTELLA	9.804
4	99 A. HUERTAS	15.370
5	3 R. DE ROSA	17.370
6	9 J. NAVARRO	17.636
7	94 V. DEBISE	18.088
8	23 M. SCHROETTER	18.387
9	14 L. MAHIAS	35.110
10	71 T. EDWARDS	36.576
11	25 A. VERDOIA	40.049
12	21 F. FULIGNI	40.254
13	73 M. KOFLER	43.139
14	27 A. DIAZ	46.829
15	17 J. MCPHEE	51.140
16	68 L. POWER	58.038
17	7 A. NORRODIN	1'13.041
RET	98 M. ABE	4 Laps
RET	4 H. TRUELOVE	6 Laps
RET	13 L. OTTAVIANI	7 Laps
RET	95 T. MACKENZIE	7 Laps
RET	69 T. BOOTH-AMOS	8 Laps
RET	67 S. VALTULINI	9 Laps
RET	64 F. CARICASULO	10 Laps
RET	54 B. SOFUOGLU	11 Laps
RET	6 E. PUSCEDDU	11 Laps
RET	22 F. FULIGNI	12 Laps
RET	28 G. VAN STRAALLEN	13 Laps
RET	51 A. SARMOON	14 Laps
RET	29 N. SPINELLI	15 Laps

16/07/2023
These data/results cannot be reproduced, stored and/or transmitted in whole or in part by any manner of electronic, mechanical, photocopying, recording, broadcasting or otherwise now known or herein after developed without the previous express consent by the copyright owner, except for reproduction in daily press and regular printed publications on sale to the public within 60 days of the event related to those data/results and always provided that copyright symbol appears together as follows below.
© DORNA WSBK ORGANIZATION Srl 2023





Imola Circuit 4.936 m

Prometeon Italian Round, 14-16 July 2023
Lap Chart Race 2

2 / 4

Lap 1

1	11	N.Bulega	1'52.672
2	62	S.Manzi	0.783
3	55	Y.Montella	0.988
4	64	F.Caricasulo	1.686
5	99	A.Huertas	1.914
6	54	B.Sofuoglu	2.246
7	23	M.Schroetter	2.439
8	9	J.Navarro	2.940
9	3	R.De Rosa	3.189
10	14	L.Mahias	3.691
11	94	V.Debise	3.926
12	6	E.Pusceddu	4.090
13	28	G.van Straalen	4.384
14	29	N.Spinelli	4.669
15	22	F.Fulgini	5.056
16	27	A.Diaz	5.504
17	69	T.Booth-Amos	5.551
18	13	L.Ottaviani	5.817
19	71	T.Edwards	6.000
20	17	J.McPhee	6.438
21	73	M.Kofler	6.766
22	67	S.Valtulini	6.846
23	51	A.Sarmoon	6.984
24	25	A.Verdoia	7.282
25	68	L.Power	7.545
26	21	F.Fulgini	7.765
27	4	H.Truelove	8.246
28	7	A.Norrodin	8.464
29	98	M.Abe	8.761
30	95	T.Mackenzie	8.984

9	3	R.De Rosa	5.820
10	14	L.Mahias	6.020
11	94	V.Debise	6.600
12	28	G.van Straalen	6.907
13	6	E.Pusceddu	7.511
14	22	F.Fulgini	9.659
15	71	T.Edwards	10.492
16	69	T.Booth-Amos	10.597
17	27	A.Diaz	11.270
18	13	L.Ottaviani	11.486
19	73	M.Kofler	12.097
20	17	J.McPhee	12.398
21	67	S.Valtulini	12.513
22	51	A.Sarmoon	12.866
23	21	F.Fulgini	13.119
24	25	A.Verdoia	13.145
25	68	L.Power	14.189
26	4	H.Truelove	15.599
27	7	A.Norrodin	15.942
28	98	M.Abe	16.259
29	95	T.Mackenzie	16.498

Lap 4

1	11	N.Bulega	7'28.167
2	62	S.Manzi	0.708
3	55	Y.Montella	1.904
4	64	F.Caricasulo	2.137
5	54	B.Sofuoglu	3.652
6	99	A.Huertas	4.710
7	23	M.Schroetter	4.912
8	9	J.Navarro	6.049
9	3	R.De Rosa	6.364
10	14	L.Mahias	6.757
11	94	V.Debise	7.297
12	28	G.van Straalen	7.916
13	6	E.Pusceddu	8.489
14	22	F.Fulgini	11.507
15	71	T.Edwards	12.149
16	69	T.Booth-Amos	12.869
17	13	L.Ottaviani	13.065
18	27	A.Diaz	13.726
19	73	M.Kofler	14.245
20	17	J.McPhee	14.704
21	67	S.Valtulini	14.849
22	21	F.Fulgini	15.052
23	25	A.Verdoia	15.469
24	68	L.Power	17.520
25	4	H.Truelove	18.906
26	7	A.Norrodin	19.201
27	98	M.Abe	19.537
28	95	T.Mackenzie	19.929

Lap 5

1	11	N.Bulega	9'20.343
2	62	S.Manzi	0.424
3	64	F.Caricasulo	1.828
4	55	Y.Montella	2.543
5	54	B.Sofuoglu	3.547
6	99	A.Huertas	5.130
7	23	M.Schroetter	5.404
8	9	J.Navarro	6.490
9	3	R.De Rosa	6.761
10	94	V.Debise	8.077
11	14	L.Mahias	8.078
12	6	E.Pusceddu	9.843
13	22	F.Fulgini	13.274
14	71	T.Edwards	13.615
15	69	T.Booth-Amos	14.221
16	13	L.Ottaviani	15.223
17	27	A.Diaz	15.935
18	73	M.Kofler	16.382
19	17	J.McPhee	17.405
20	21	F.Fulgini	17.517

Lap 2

1	11	N.Bulega	3'44.164
2	62	S.Manzi	1.491
3	55	Y.Montella	1.925
4	64	F.Caricasulo	2.378
5	99	A.Huertas	2.797
6	54	B.Sofuoglu	3.070
7	23	M.Schroetter	3.718
8	9	J.Navarro	4.604
9	3	R.De Rosa	4.944
10	14	L.Mahias	5.184
11	94	V.Debise	5.526
12	6	E.Pusceddu	5.995
13	28	G.van Straalen	6.187
14	29	N.Spinelli	6.495
15	22	F.Fulgini	7.626
16	27	A.Diaz	7.979
17	69	T.Booth-Amos	8.182
18	71	T.Edwards	8.460
19	13	L.Ottaviani	8.756
20	73	M.Kofler	9.275
21	17	J.McPhee	10.047
22	67	S.Valtulini	10.161
23	51	A.Sarmoon	10.372
24	25	A.Verdoia	10.609
25	21	F.Fulgini	10.909
26	68	L.Power	11.343
27	4	H.Truelove	11.805
28	7	A.Norrodin	12.492
29	98	M.Abe	12.819
30	95	T.Mackenzie	13.083

Lap 3

1	11	N.Bulega	5'36.045
2	62	S.Manzi	1.385
3	55	Y.Montella	2.059
4	64	F.Caricasulo	2.341
5	54	B.Sofuoglu	3.832
6	99	A.Huertas	4.084
7	23	M.Schroetter	4.343
8	9	J.Navarro	5.430

21	67	S.Valtulini	17.824
22	25	A.Verdoia	18.030
23	68	L.Power	20.344
24	4	H.Truelove	22.115
25	7	A.Norrodin	22.319
26	98	M.Abe	22.753
27	95	T.Mackenzie	23.680

Lap 6

1	11	N.Bulega	11'12.541
2	62	S.Manzi	0.279
3	55	Y.Montella	2.643
4	54	B.Sofuoglu	3.462
5	99	A.Huertas	5.306
6	23	M.Schroetter	5.555
7	3	R.De Rosa	7.689
8	9	J.Navarro	8.090
9	94	V.Debise	9.386
10	14	L.Mahias	10.159
11	6	E.Pusceddu	10.881
12	71	T.Edwards	15.416
13	69	T.Booth-Amos	15.976
14	13	L.Ottaviani	17.575
15	27	A.Diaz	18.001
16	73	M.Kofler	18.455
17	21	F.Fulgini	18.675
18	64	F.Caricasulo	19.020
19	67	S.Valtulini	19.845
20	17	J.McPhee	20.318
21	25	A.Verdoia	20.484
22	68	L.Power	23.493
23	7	A.Norrodin	25.961
24	98	M.Abe	26.172
25	95	T.Mackenzie	26.464
26	4	H.Truelove	27.249

Lap 7

1	62	S.Manzi	13'05.117
2	11	N.Bulega	0.356
3	55	Y.Montella	3.235
4	23	M.Schroetter	5.875
5	99	A.Huertas	6.309
6	9	J.Navarro	7.641
7	3	R.De Rosa	9.018
8	94	V.Debise	10.062
9	14	L.Mahias	14.459
10	71	T.Edwards	18.034
11	69	T.Booth-Amos	18.057
12	13	L.Ottaviani	19.695
13	27	A.Diaz	20.190
14	73	M.Kofler	20.903
15	21	F.Fulgini	21.041
16	67	S.Valtulini	22.237
17	17	J.McPhee	22.644
18	25	A.Verdoia	23.301
19	68	L.Power	26.962
20	7	A.Norrodin	29.776
21	95	T.Mackenzie	30.820
22	98	M.Abe	31.013
23	4	H.Truelove	31.211
24	64	F.Caricasulo	1'35.534

Lap 8

1	62	S.Manzi	14'57.411
2	11	N.Bulega	0.473
3	55	Y.Montella	3.477
4	23	M.Schroetter	6.053
5	99	A.Huertas	7.212
6	3	R.De Rosa	9.948
7	94	V.Debise	10.528
8	9	J.Navarro	11.400
9	71	T.Edwards	20.160
10	14	L.Mahias	20.275

Lap 9

1	62	S.Manzi	16'49.491
2	11	N.Bulega	0.665
3	55	Y.Montella	4.091
4	23	M.Schroetter	6.430
5	99	A.Huertas	7.691
6	3	R.De Rosa	10.869
7	94	V.Debise	11.607
8	9	J.Navarro	12.326
9	71	T.Edwards	21.580
10	14	L.Mahias	21.949
11	13	L.Ottaviani	23.073
12	69	T.Booth-Amos	23.560
13	21	F.Fulgini	24.042
14	73	M.Kofler	24.910
15	27	A.Diaz	25.247
16	25	A.Verdoia	27.287
17	17	J.McPhee	28.181
18	68	L.Power	32.905
19	7	A.Norrodin	37.691
20	95	T.Mackenzie	37.829
21	98	M.Abe	38.086
22	4	H.Truelove	38.312

Lap 10

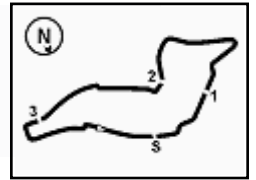
1	62	S.Manzi	18'41.704
2	11	N.Bulega	1.233
3	55	Y.Montella	4.499
4	23	M.Schroetter	7.225
5	99	A.Huertas	8.149
6	3	R.De Rosa	11.546
7	94	V.Debise	12.704
8	9	J.Navarro	12.977
9	71	T.Edwards	23.357
10	14	L.Mahias	23.526
11	13	L.Ottaviani	24.486
12	21	F.Fulgini	25.808
13	73	M.Kofler	26.995
14	27	A.Diaz	27.563
15	25	A.Verdoia	28.996
16	17	J.McPhee	30.799
17	68	L.Power	36.066
18	7	A.Norrodin	41.255
19	95	T.Mackenzie	41.356
20	98	M.Abe	41.599
21	4	H.Truelove	41.951

Lap 11

1	62	S.Manzi	20'33.630
2	11	N.Bulega	2.559
3	55	Y.Montella	5.245
4	99	A.Huertas	9.117
5	23	M.Schroetter	10.611
6	3	R.De Rosa	12.674
7	94	V.Debise	13.978
8	9	J.Navarro	14.304
9	71	T.Edwards	25.100
10	14	L.Mahias	25.346
11	21	F.Fulgini	29.026

16/07/2023
These data/results cannot be reproduced, stored and/or transmitted in whole or in part by any manner of electronic, mechanical, photocopying, recording, broadcasting or otherwise now known or herein after developed without the previous express consent by the copyright owner, except for reproduction in daily press and regular printed publications on sale to the public within 60 days of the event related to those data/results and always provided that copyright symbol appears together as follows below.
© DORNA WSBK ORGANIZATION Srl 2023





Imola Circuit 4.936 m

Prometeon Italian Round, 14-16 July 2023

Lap Chart Race 2

12	73	M.Kofler	30.719	4	99	A.Huertas	13.389
13	27	A.Diaz	30.972	5	3	R.De Rosa	16.393
14	25	A.Verdoia	31.192	6	9	J.Navarro	16.775
15	17	J.McPhee	33.882	7	23	M.Schroetter	17.085
16	68	L.Power	39.666	8	94	V.Debise	17.348
17	7	A.Norrodin	44.772	9	71	T.Edwards	31.624
18	98	M.Abe	45.045	10	14	L.Mahias	31.863
19	4	H.Truelove	45.865	11	21	F.Fulgini	37.028
				12	25	A.Verdoia	38.283
				13	73	M.Kofler	39.341
				14	27	A.Diaz	41.462
				15	17	J.McPhee	45.170
				16	68	L.Power	53.050
				17	7	A.Norrodin	1'01.337

Lap 12

1	62	S.Manzi	22'25.556	1	62	S.Manzi	29'55.132
2	11	N.Bulega	3.303	2	11	N.Bulega	6.710
3	55	Y.Montella	6.126	3	55	Y.Montella	8.581
4	99	A.Huertas	10.588	4	99	A.Huertas	14.336
5	23	M.Schroetter	12.435	5	3	R.De Rosa	17.143
6	3	R.De Rosa	13.584	6	9	J.Navarro	17.366
7	9	J.Navarro	15.240	7	23	M.Schroetter	17.679
8	94	V.Debise	15.716	8	94	V.Debise	17.869
9	71	T.Edwards	27.151	9	71	T.Edwards	33.094
10	14	L.Mahias	27.447	10	14	L.Mahias	33.484
11	21	F.Fulgini	31.436	11	21	F.Fulgini	38.817
12	73	M.Kofler	33.190	12	25	A.Verdoia	39.069
13	25	A.Verdoia	33.457	13	73	M.Kofler	41.314
14	27	A.Diaz	34.017	14	27	A.Diaz	44.283
15	17	J.McPhee	37.072	15	17	J.McPhee	48.490
16	68	L.Power	43.091	16	68	L.Power	55.570
17	7	A.Norrodin	49.086	17	7	A.Norrodin	1'05.850
18	98	M.Abe	49.574				

Lap 16

1	62	S.Manzi	29'55.132	1	62	S.Manzi	31'48.323
2	11	N.Bulega	6.710	2	11	N.Bulega	7.188
3	55	Y.Montella	8.581	3	55	Y.Montella	9.804
4	99	A.Huertas	14.336	4	99	A.Huertas	15.370
5	3	R.De Rosa	17.143	5	3	R.De Rosa	17.370
6	9	J.Navarro	17.366	6	9	J.Navarro	17.636
7	23	M.Schroetter	17.679	7	94	V.Debise	18.088
8	94	V.Debise	17.869	8	23	M.Schroetter	18.387
9	71	T.Edwards	33.094	9	14	L.Mahias	35.110
10	14	L.Mahias	33.484	10	71	T.Edwards	36.576
11	21	F.Fulgini	38.817	11	25	A.Verdoia	40.049
12	25	A.Verdoia	39.069	12	21	F.Fulgini	40.254
13	73	M.Kofler	41.314	13	73	M.Kofler	43.139
14	27	A.Diaz	44.283	14	27	A.Diaz	46.829
15	17	J.McPhee	48.490	15	17	J.McPhee	51.140
16	68	L.Power	55.570	16	68	L.Power	58.038
17	7	A.Norrodin	1'05.850	17	7	A.Norrodin	1'13.041

Lap 17

1	62	S.Manzi	29'55.132	1	62	S.Manzi	31'48.323
2	11	N.Bulega	6.710	2	11	N.Bulega	7.188
3	55	Y.Montella	8.581	3	55	Y.Montella	9.804
4	99	A.Huertas	14.336	4	99	A.Huertas	15.370
5	3	R.De Rosa	17.143	5	3	R.De Rosa	17.370
6	9	J.Navarro	17.366	6	9	J.Navarro	17.636
7	23	M.Schroetter	17.679	7	94	V.Debise	18.088
8	94	V.Debise	17.869	8	23	M.Schroetter	18.387
9	71	T.Edwards	33.094	9	14	L.Mahias	35.110
10	14	L.Mahias	33.484	10	71	T.Edwards	36.576
11	21	F.Fulgini	38.817	11	25	A.Verdoia	40.049
12	25	A.Verdoia	39.069	12	21	F.Fulgini	40.254
13	73	M.Kofler	41.314	13	73	M.Kofler	43.139
14	27	A.Diaz	44.283	14	27	A.Diaz	46.829
15	17	J.McPhee	48.490	15	17	J.McPhee	51.140
16	68	L.Power	55.570	16	68	L.Power	58.038
17	7	A.Norrodin	1'05.850	17	7	A.Norrodin	1'13.041

Lap 14

1	62	S.Manzi	26'10.286	1	62	S.Manzi	28'02.580
2	11	N.Bulega	4.943	2	11	N.Bulega	5.869
3	55	Y.Montella	7.142	3	55	Y.Montella	8.121
4	99	A.Huertas	12.572				
5	23	M.Schroetter	14.801				
6	3	R.De Rosa	15.484				
7	9	J.Navarro	16.162				
8	94	V.Debise	16.475				
9	71	T.Edwards	29.885				
10	14	L.Mahias	30.111				
11	21	F.Fulgini	34.996				
12	25	A.Verdoia	36.899				
13	73	M.Kofler	37.342				
14	27	A.Diaz	38.884				
15	17	J.McPhee	42.576				
16	68	L.Power	50.183				
17	7	A.Norrodin	56.934				

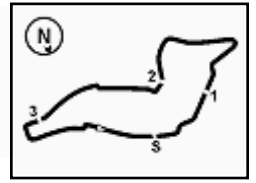
Lap 15

1	62	S.Manzi	28'02.580				
2	11	N.Bulega	5.869				
3	55	Y.Montella	8.121				

16/07/2023

These data/results cannot be reproduced, stored and/or transmitted in whole or in part by any manner of electronic, mechanical, photocopying, recording, broadcasting or otherwise now known or herein after developed without the previous express consent by the copyright owner, except for reproduction in daily press and regular printed publications on sale to the public within 60 days of the event related to those data/results and always provided that copyright symbol appears together as follows below.

© DORNA WSBK ORGANIZATION Srl 2023



Imola Circuit 4.936 m

4 / 4

Prometeon Italian Round, 14-16 July 2023
Lap Chart Race 2

Race Pace Comparison

	62 Man	11 Bul	55 Mon	99 Hue	3 DeR	9 Nav	94 Deb	23 Sch	14 Mah	71 Edw	25 Ver	21 FuF	73 Kof	27 Dia
1	1'53.455	1'52.672	1'53.660	1'54.586	1'55.861	1'55.612	1'56.598	1'55.111	1'56.363	1'58.672	1'59.954	2'00.437	1'59.438	1'58.176
2	1'52.200	1'51.492	1'52.429	1'52.375	1'53.247	1'53.156	1'53.092	1'52.771	1'52.985	1'53.952	1'54.819	1'54.636	1'54.001	1'53.967
3	1'51.775	1'51.881	1'52.015	1'53.168	1'52.757	1'52.707	1'52.955	1'52.506	1'52.717	1'53.913	1'54.687	1'54.091	1'54.703	1'55.172
4	1'51.445	1'52.122	1'51.967	1'52.748	1'52.666	1'52.741	1'52.819	1'52.691	1'52.859	1'53.779	1'54.176	1'54.055	1'54.270	1'54.578
5	1'51.892	1'52.176	1'52.815	1'52.596	1'52.573	1'52.617	1'52.956	1'52.668	1'53.497	1'53.642	1'54.737	1'54.641	1'54.313	1'54.385
6	1'52.053	1'52.198	1'52.298	1'52.374	1'53.126	1'53.798	1'53.507	1'52.349	1'54.279	1'53.999	1'54.652	1'53.356	1'54.271	1'54.264
7	1'52.297	1'52.932	1'53.168	1'53.579	1'53.905	1'52.127	1'53.252	1'52.896	1'56.876	1'55.194	1'55.393	1'54.942	1'55.024	1'54.765
8	1'52.294	1'52.411	1'52.536	1'53.197	1'53.224	1'56.053	1'52.760	1'52.472	1'58.110	1'54.420	1'54.235	1'54.037	1'54.682	1'54.714
9	1'52.080	1'52.272	1'52.694	1'52.559	1'53.001	1'53.006	1'53.159	1'52.457	1'53.754	1'53.500	1'54.125	1'53.338	1'53.699	1'54.717
10	1'52.213	1'52.781	1'52.621	1'52.671	1'52.890	1'52.864	1'53.310	1'53.008	1'53.790	1'53.990	1'53.922	1'53.979	1'54.298	1'54.529
11	1'51.926	1'53.252	1'52.672	1'52.894	1'53.054	1'53.253	1'53.200	1'55.312	1'53.746	1'53.669	1'54.122	1'55.144	1'55.650	1'55.335
12	1'51.926	1'52.670	1'52.807	1'53.397	1'52.836	1'52.862	1'53.664	1'53.750	1'54.027	1'53.977	1'54.191	1'54.336	1'54.397	1'54.971
13	1'52.222	1'52.905	1'52.704	1'53.685	1'53.566	1'52.780	1'52.715	1'54.230	1'53.994	1'53.862	1'54.027	1'54.145	1'53.992	1'54.707
14	1'52.508	1'53.465	1'53.042	1'53.029	1'53.064	1'52.872	1'52.774	1'52.866	1'53.400	1'53.602	1'54.145	1'54.145	1'54.890	1'54.890
15	1'52.294	1'53.220	1'53.273	1'53.111	1'53.203	1'52.907	1'53.167	1'54.578	1'54.046	1'54.033	1'53.678	1'54.326	1'54.293	1'54.872
16	1'52.552	1'53.393	1'53.012	1'53.499	1'53.302	1'53.143	1'53.073	1'53.146	1'54.173	1'54.022	1'53.338	1'54.341	1'54.525	1'55.373
17	1'53.191	1'53.669	1'54.414	1'54.225	1'53.418	1'53.461	1'53.410	1'53.899	1'54.817	1'56.673	1'54.171	1'54.628	1'55.016	1'55.737

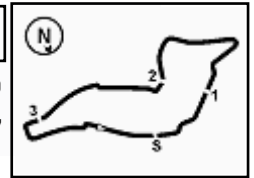
	17 McP	68 Pow	7 Nor	98 Abe	4 Tru	13 Ott	95 Mac	69 Boo	67 Val	64 Car	54 Sof	6 Pus	22 Ful	28 vSt
1	1'59.110	2'00.217	2'01.136	2'01.433	2'00.918	1'58.489	2'01.656	1'58.223	1'59.518	1'54.358	1'54.918	1'56.762	1'57.728	1'57.056
2	1'55.101	1'55.290	1'55.520	1'55.550	1'55.051	1'54.431	1'55.591	1'54.123	1'54.807	1'52.184	1'52.316	1'53.397	1'54.062	1'53.295
3	1'54.232	1'54.727	1'55.331	1'55.321	1'55.675	1'54.611	1'55.296	1'54.296	1'54.233	1'51.844	1'52.643	1'53.397	1'53.914	1'52.601
4	1'54.428	1'55.453	1'55.381	1'55.400	1'55.429	1'53.701	1'55.553	1'54.394	1'54.458	1'51.918	1'51.942	1'53.100	1'53.970	1'53.131
5	1'54.877	1'55.000	1'55.294	1'55.392	1'55.385	1'54.334	1'55.927	1'53.528	1'55.151	1'51.867	1'52.071	1'53.530	1'53.943	
6	1'55.111	1'55.347	1'55.840	1'55.617	1'57.332	1'54.550	1'54.982	1'53.953	1'54.219	2'09.390	1'52.113	1'53.236		
7	1'54.902	1'56.045	1'56.391	1'57.417	1'56.538	1'54.696	1'56.932	1'54.657	1'54.968	3'09.090				
8	1'54.597	1'55.258	1'56.154	1'55.908	1'55.471	1'54.073	1'55.280	1'56.426	1'54.234					
9	1'55.314	1'55.059	1'56.135	1'55.539	1'56.004	1'53.679	1'56.103	1'53.451						
10	1'54.831	1'55.374	1'55.777	1'55.726	1'55.852	1'53.626	1'55.740							
11	1'55.009	1'55.526	1'55.443	1'55.372	1'55.840									
12	1'55.116	1'55.351	1'56.240	1'56.455										
13	1'55.172	1'55.627	1'56.253	1'55.515										
14	1'55.062	1'56.195	1'56.325											
15	1'54.888	1'55.161	1'56.697											
16	1'55.872	1'55.072	1'57.065											
17	1'55.841	1'55.659	2'00.382											

	51 Sar	29 Spi
1	1'59.656	1'57.341
2	1'54.880	1'53.318
3	1'54.375	

16/07/2023

These data/results cannot be reproduced, stored and/or transmitted in whole or in part by any manner of electronic, mechanical, photocopying, recording, broadcasting or otherwise now known or herein after developed without the previous express consent by the copyright owner, except for reproduction in daily press and regular printed publications on sale to the public within 60 days of the event related to those data/results and always provided that copyright symbol appears together as follows below.

© DORNA WSBK ORGANIZATION Srl 2023



Prometeon Italian Round, 14-16 July 2023
Best Sector & Speed Race 2

Imola Circuit 4.936 m

RESULTS

1	62	S. MANZI	Yamaha YZF R6	Laps 17
2	11	N. BULEGA	Ducati Panigale V2	7.188
3	55	Y. MONTELLA	Ducati Panigale V2	9.804
4	99	A. HUERTAS	Kawasaki ZX-6R	15.370
5	3	R. DE ROSA	Ducati Panigale V2	17.370
6	9	J. NAVARRO	Yamaha YZF R6	17.636
7	94	V. DEBISE	Yamaha YZF R6	18.088
8	23	M. SCHROETTER	MV Agusta F3 800 RR	18.387
9	14	L. MAHIAS	Kawasaki ZX-6R	35.110
10	71	T. EDWARDS	Yamaha YZF R6	36.576
11	25	A. VERDOIA	Yamaha YZF R6	40.049
12	21	F. FULIGNI	Yamaha YZF R6	40.254
13	73	M. KOFLER	Ducati Panigale V2	43.139
14	27	A. DIAZ	Yamaha YZF R6	46.829
15	17	J. MCPHEE	Kawasaki ZX-6R	51.140
16	68	L. POWER	Kawasaki ZX-6R	58.038
17	7	A. NORRODIN	Honda CBR600RR	1'13.041
RET	98	M. ABE	Yamaha YZF R6	4 Laps
RET	4	H. TRUELOVE	Triumph Street Triple RS 765	6 Laps
RET	13	L. OTTAVIANI	MV Agusta F3 800 RR	7 Laps
RET	95	T. MACKENZIE	Honda CBR600RR	7 Laps
RET	69	T. BOOTH-AMOS	Kawasaki ZX-6R	8 Laps
RET	67	S. VALTULINI	Kawasaki ZX-6R	9 Laps
RET	64	F. CARICASULO	Ducati Panigale V2	10 Laps
RET	54	B. SOFUOGLU	MV Agusta F3 800 RR	11 Laps
RET	6	E. PUSCEDDU	Yamaha YZF R6	11 Laps
RET	22	F. FULIGNI	Ducati Panigale V2	12 Laps
RET	28	G. VAN STRAALEN	Yamaha YZF R6	13 Laps
RET	51	A. SARMOON	Yamaha YZF R6	14 Laps
RET	29	N. SPINELLI	Yamaha YZF R6	15 Laps

SPEED

1	23	M. SCHROETTER	MV Agusta F3 800 RR	252,0
2	64	F. CARICASULO	Ducati Panigale V2	252,0
3	54	B. SOFUOGLU	MV Agusta F3 800 RR	252,0
4	11	N. BULEGA	Ducati Panigale V2	251,4
5	21	F. FULIGNI	Yamaha YZF R6	251,4
6	94	V. DEBISE	Yamaha YZF R6	250,2
7	99	A. HUERTAS	Kawasaki ZX-6R	249,6
8	71	T. EDWARDS	Yamaha YZF R6	249,6
9	17	J. MCPHEE	Kawasaki ZX-6R	249,6
10	25	A. VERDOIA	Yamaha YZF R6	249,6
11	73	M. KOFLER	Ducati Panigale V2	249,6
12	3	R. DE ROSA	Ducati Panigale V2	249,0
13	9	J. NAVARRO	Yamaha YZF R6	248,5
14	55	Y. MONTELLA	Ducati Panigale V2	247,9
15	67	S. VALTULINI	Kawasaki ZX-6R	247,9
16	62	S. MANZI	Yamaha YZF R6	247,9
17	13	L. OTTAVIANI	MV Agusta F3 800 RR	247,9
18	29	N. SPINELLI	Yamaha YZF R6	247,3
19	22	F. FULIGNI	Ducati Panigale V2	247,3
20	28	G. VAN STRAALEN	Yamaha YZF R6	247,3
21	4	H. TRUELOVE	Triumph Street Triple RS 765	246,7
22	6	E. PUSCEDDU	Yamaha YZF R6	246,1
23	68	L. POWER	Kawasaki ZX-6R	246,1
24	69	T. BOOTH-AMOS	Kawasaki ZX-6R	246,1
25	27	A. DIAZ	Yamaha YZF R6	246,1
26	98	M. ABE	Yamaha YZF R6	245,6
27	51	A. SARMOON	Yamaha YZF R6	245,6
28	14	L. MAHIAS	Kawasaki ZX-6R	243,9
29	7	A. NORRODIN	Honda CBR600RR	239,5
30	95	T. MACKENZIE	Honda CBR600RR	238,4

SEG. 1

1	11	N. BULEGA	23.526
2	62	S. MANZI	23.555
3	64	F. CARICASULO	23.626
4	54	B. SOFUOGLU	23.643
5	23	M. SCHROETTER	23.669
6	55	Y. MONTELLA	23.670
7	99	A. HUERTAS	23.685
8	3	R. DE ROSA	23.692
9	9	J. NAVARRO	23.728
10	94	V. DEBISE	23.780
11	71	T. EDWARDS	23.851
12	21	F. FULIGNI	23.853
13	28	G. VAN STRAALEN	23.857
14	14	L. MAHIAS	23.861
15	25	A. VERDOIA	23.925
16	6	E. PUSCEDDU	23.929
17	69	T. BOOTH-AMOS	23.972
18	22	F. FULIGNI	23.975
19	27	A. DIAZ	23.993
20	29	N. SPINELLI	23.993
21	13	L. OTTAVIANI	24.018
22	73	M. KOFLER	24.068
23	17	J. MCPHEE	24.121
24	68	L. POWER	24.168
25	67	S. VALTULINI	24.179
26	51	A. SARMOON	24.250
27	95	T. MACKENZIE	24.313
28	98	M. ABE	24.331
29	7	A. NORRODIN	24.361
30	4	H. TRUELOVE	24.484

SEG. 2

1	62	S. MANZI	34.429
2	64	F. CARICASULO	34.630
3	55	Y. MONTELLA	34.654
4	11	N. BULEGA	34.675
5	54	B. SOFUOGLU	34.743
6	99	A. HUERTAS	34.813
7	23	M. SCHROETTER	34.838
8	3	R. DE ROSA	34.893
9	9	J. NAVARRO	34.913
10	94	V. DEBISE	34.913
11	28	G. VAN STRAALEN	34.960
12	29	N. SPINELLI	35.003
13	6	E. PUSCEDDU	35.031
14	14	L. MAHIAS	35.040
15	69	T. BOOTH-AMOS	35.065
16	71	T. EDWARDS	35.089
17	21	F. FULIGNI	35.139
18	22	F. FULIGNI	35.153
19	25	A. VERDOIA	35.175
20	13	L. OTTAVIANI	35.180
21	73	M. KOFLER	35.235
22	27	A. DIAZ	35.287
23	67	S. VALTULINI	35.302
24	51	A. SARMOON	35.368
25	17	J. MCPHEE	35.369
26	68	L. POWER	35.472
27	4	H. TRUELOVE	35.519
28	95	T. MACKENZIE	35.753
29	7	A. NORRODIN	35.806
30	98	M. ABE	35.869

SEG. 3

1	11	N. BULEGA	29.494
2	54	B. SOFUOGLU	29.536
3	62	S. MANZI	29.561
4	64	F. CARICASULO	29.577
5	99	A. HUERTAS	29.628
6	23	M. SCHROETTER	29.711
7	55	Y. MONTELLA	29.711
8	94	V. DEBISE	29.802
9	3	R. DE ROSA	29.816
10	9	J. NAVARRO	29.820
11	21	F. FULIGNI	29.883
12	28	G. VAN STRAALEN	29.933
13	25	A. VERDOIA	29.940
14	14	L. MAHIAS	29.957
15	73	M. KOFLER	29.973
16	6	E. PUSCEDDU	30.008
17	13	L. OTTAVIANI	30.028
18	22	F. FULIGNI	30.065
19	71	T. EDWARDS	30.082
20	69	T. BOOTH-AMOS	30.091
21	29	N. SPINELLI	30.104
22	67	S. VALTULINI	30.154
23	27	A. DIAZ	30.206
24	17	J. MCPHEE	30.232
25	4	H. TRUELOVE	30.293
26	95	T. MACKENZIE	30.320
27	98	M. ABE	30.367
28	68	L. POWER	30.400
29	7	A. NORRODIN	30.409
30	51	A. SARMOON	30.445

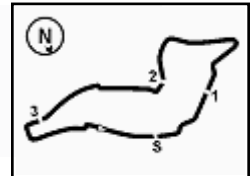
SEG. 4

1	9	J. NAVARRO	23.078
2	62	S. MANZI	23.691
3	64	F. CARICASULO	23.716
4	11	N. BULEGA	23.741
5	54	B. SOFUOGLU	23.784
6	14	L. MAHIAS	23.787
7	55	Y. MONTELLA	23.803
8	94	V. DEBISE	23.813
9	28	G. VAN STRAALEN	23.841
10	99	A. HUERTAS	23.854
11	23	M. SCHROETTER	23.866
12	6	E. PUSCEDDU	23.926
13	3	R. DE ROSA	23.952
14	13	L. OTTAVIANI	24.059
15	71	T. EDWARDS	24.088
16	29	N. SPINELLI	24.095
17	25	A. VERDOIA	24.173
18	69	T. BOOTH-AMOS	24.173
19	21	F. FULIGNI	24.189
20	27	A. DIAZ	24.193
21	73	M. KOFLER	24.259
22	67	S. VALTULINI	24.289
23	98	M. ABE	24.293
24	51	A. SARMOON	24.312
25	95	T. MACKENZIE	24.339
26	22	F. FULIGNI	24.393
27	17	J. MCPHEE	24.409
28	7	A. NORRODIN	24.441
29	68	L. POWER	24.551
30	4	H. TRUELOVE	24.558

16/07/2023

These data/results cannot be reproduced, stored and/or transmitted in whole or in part by any manner of electronic, mechanical, photocopying, recording, broadcasting or otherwise now known or herein after developed without the previous express consent by the copyright owner, except for reproduction in daily press and regular printed publications on sale to the public within 60 days of the event related to those data/results and always provided that copyright symbol appears together as follows below.

© DORNA WSBK ORGANIZATION Srl 2023



Imola Circuit 4.936 m

Prometeon Italian Round, 14-16 July 2023
Chronological Analysis Race 2

Start at 12:30'44.971

1 / 4

1° 62 S. MANZI [1'51.445]							
Lap	Seg.1	Seg.2	Seg.3	Seg.4	Lap Time	km/h	Local Time
1		35.043	29.600	24.058	1'53.455	191,7	12:32'38.426
2	23.922	34.796	29.735	23.747	1'52.200	242,8	12:34'30.626
3	23.683	34.689	29.712	23.691	1'51.775	243,9	12:36'22.401
4	23.638	34.429	29.682	23.696	1'51.445	243,9	12:38'13.846
5	23.648	34.903	29.561	23.780	1'51.892	244,4	12:40'05.738
6	23.830	34.770	29.647	23.806	1'52.053	245,6	12:41'57.791
7	23.555	35.255	29.695	23.792	1'52.297	247,9	12:43'50.088
8	23.742	34.875	29.644	24.033	1'52.294	243,3	12:45'42.382
9	23.754	34.863	29.620	23.843	1'52.080	242,8	12:47'34.462
10	23.751	34.755	29.840	23.867	1'52.213	242,2	12:49'26.675
11	23.795	34.735	29.634	23.762	1'51.926	242,2	12:51'18.601
12	23.679	34.734	29.763	23.750	1'51.926	243,3	12:53'10.527
13	23.801	34.929	29.704	23.788	1'52.222	243,3	12:55'02.749
14	23.733	34.991	29.996	23.788	1'52.508	243,3	12:56'55.257
15	23.826	34.954	29.739	23.775	1'52.294	243,9	12:58'47.551
16	23.799	34.883	29.848	24.022	1'52.552	242,8	13:00'40.103
17	23.810	35.055	29.829	24.497	1'53.191	243,9	13:02'33.294

Race Time 31'48.523

2° 11 N. BULEGA [1'51.492]							
Lap	Seg.1	Seg.2	Seg.3	Seg.4	Lap Time	km/h	Local Time
1		34.826	29.671	23.741	1'52.672	196,4	12:32'37.643
2	23.544	34.675	29.494	23.779	1'51.492	247,3	12:34'29.135
3	23.526	34.987	29.583	23.785	1'51.881	247,9	12:36'21.016
4	23.660	34.924	29.681	23.857	1'52.122	247,3	12:38'13.138
5	23.577	34.844	29.817	23.938	1'52.176	247,9	12:40'05.314
6	23.712	34.993	29.687	23.806	1'52.198	248,5	12:41'57.512
7	23.664	35.780	29.671	23.817	1'52.932	249,0	12:43'50.444
8	23.687	34.966	29.628	24.130	1'52.411	251,4	12:45'42.855
9	23.684	35.002	29.611	23.975	1'52.272	250,8	12:47'35.127
10	23.623	35.140	30.007	24.011	1'52.781	249,6	12:49'27.908
11	23.955	35.223	29.920	24.154	1'53.252	248,5	12:51'21.160
12	23.737	35.038	29.883	24.012	1'52.670	249,0	12:53'13.830
13	23.645	35.325	29.837	24.098	1'52.905	249,6	12:55'06.735
14	23.826	35.376	30.017	24.246	1'53.465	249,0	12:57'00.200
15	23.812	35.323	29.970	24.115	1'53.220	249,6	12:58'53.420
16	23.805	35.346	30.010	24.232	1'53.393	248,5	13:00'46.813
17	23.867	35.522	29.900	24.380	1'53.669	249,6	13:02'40.482

Race Time 31'55.511

3° 55 Y. MONTELLA [1'51.967]							
Lap	Seg.1	Seg.2	Seg.3	Seg.4	Lap Time	km/h	Local Time
1		35.091	29.756	23.939	1'53.660	195,6	12:32'38.631
2	23.914	34.829	29.821	23.865	1'52.429	246,1	12:34'31.060
3	23.713	34.654	29.839	23.809	1'52.015	246,7	12:36'23.075
4	23.723	34.671	29.711	23.862	1'51.967	246,1	12:38'15.042
5	23.760	35.127	30.125	23.803	1'52.815	246,1	12:40'07.857
6	23.670	34.926	29.775	23.927	1'52.298	247,9	12:42'00.155
7	23.832	34.885	29.909	24.542	1'53.168	246,7	12:43'53.323
8	23.721	34.944	29.858	24.013	1'52.536	245,6	12:45'45.859
9	23.768	34.980	29.899	24.047	1'52.694	246,1	12:47'38.553
10	23.744	34.988	29.955	23.934	1'52.621	245,6	12:49'31.174
11	23.843	34.966	29.892	23.971	1'52.672	245,6	12:51'23.846
12	23.745	34.957	30.119	23.986	1'52.807	246,1	12:53'16.653
13	23.696	34.955	30.026	24.027	1'52.704	245,6	12:55'09.357
14	23.888	35.149	29.859	24.146	1'53.042	246,1	12:57'02.399
15	23.824	35.183	30.074	24.192	1'53.273	246,1	12:58'55.672
16	23.822	35.029	29.998	24.163	1'53.012	245,6	13:00'48.684
17	23.794	35.198	30.166	25.256	1'54.414	246,1	13:02'43.098

Race Time 31'58.127

4° 99 A. HUERTAS [1'52.374]							
Lap	Seg.1	Seg.2	Seg.3	Seg.4	Lap Time	km/h	Local Time
1							
2	24.068						
3	23.910						

1		35.358	29.855	24.239	1'54.586	198,6	12:32'39.557
2	23.685	34.937	29.805	23.948	1'52.375	249,6	12:34'31.932
3	23.893	34.888	29.657	24.730	1'53.168	248,5	12:36'25.100
4	23.937	35.125	29.706	23.980	1'52.748	247,3	12:38'17.848
5	23.734	35.203	29.656	24.003	1'52.596	247,9	12:40'10.444
6	23.858	34.813	29.628	24.075	1'52.374	247,3	12:42'02.818
7	24.135	35.098	29.919	24.427	1'53.579	240,0	12:43'56.397
8	24.133	35.074	29.879	24.111	1'53.197	243,3	12:45'49.594
9	23.854	34.904	29.816	23.985	1'52.559	245,6	12:47'42.153
10	23.978	34.945	29.755	23.993	1'52.671	244,4	12:49'34.824
11	23.978	35.049	29.915	23.952	1'52.894	245,0	12:51'27.718
12	23.927	35.333	29.714	24.423	1'53.397	243,9	12:53'21.115
13	24.100	35.274	29.770	24.541	1'53.685	243,9	12:55'14.800
14	23.985	35.104	30.086	23.854	1'53.029	242,8	12:57'07.829
15	24.060	35.152	29.890	24.009	1'53.111	243,3	12:59'00.940
16	24.158	35.224	29.881	24.236	1'53.499	243,3	13:00'54.439
17	24.179	35.436	30.409	24.201	1'54.225	243,9	13:02'48.664

Race Time 32'03.693

5° 3 R. DE ROSA [1'52.573]							
Lap	Seg.1	Seg.2	Seg.3	Seg.4	Lap Time	km/h	Local Time
1		35.554	30.284	24.210	1'55.861	199,7	12:32'40.832
2	23.936	35.123	30.028	24.160	1'53.247	248,5	12:34'34.079
3	23.834	34.893	30.003	24.027	1'52.757	248,5	12:36'26.836
4	23.762	34.963	29.898	24.043	1'52.666	247,9	12:38'19.502
5	23.714	35.012	29.869	23.978	1'52.573	248,5	12:40'12.075
6	23.692	35.105	29.816	24.513	1'53.126	249,0	12:42'05.201
7	23.876	34.964	29.920	25.145	1'53.905	246,1	12:43'59.106
8	24.194	35.054	29.896	24.080	1'53.224	243,3	12:45'52.330
9	23.928	35.067	29.895	24.111	1'53.001	246,1	12:47'45.331
10	23.909	35.139	29.890	23.952	1'52.890	244,4	12:49'38.221
11	23.935	35.072	30.029	24.018	1'53.054	245,6	12:51'31.275
12	23.748	35.101	29.914	24.073	1'52.836	246,7	12:53'24.111
13	23.867	35.044	29.906	24.749	1'53.566	246,7	12:55'17.677
14	23.813	35.110	30.062	24.079	1'53.064	246,7	12:57'10.741
15	23.906	35.209	29.974	24.114	1'53.203	248,5	12:59'03.944
16	23.973	35.262	30.001	24.066	1'53.302	246,1	13:00'57.246
17	23.770	35.241	29.939	24.468	1'53.418	246,7	13:02'50.664

Race Time 32'05.693

6° 9 J. NAVARRO [1'52.127]							
Lap	Seg.1	Seg.2	Seg.3	Seg.4	Lap Time	km/h	Local Time
1		35.554	30.254	24.138	1'55.612	196,7	12:32'40.583
2	23.890	35.193	30.126	23.947	1'53.156	248,5	12:34'33.739
3	23.728	34.913	30.049	24.017	1'52.707	247,3	12:36'26.446
4	23.746	35.073	29.927	23.995	1'52.741	246,7	12:38'19.187
5	23.833	35.058	29.841	23.885	1'52.617	246,1	12:40'11.804
6	23.839	35.091	30.090	24.778	1'53.798	247,9	12:42'05.602
7	23.783	35.141	30.125	23.078	1'52.127	246,7	12:43'57.729
8	26.870	35.049	29.970	24.164	1'56.053	223,8	12:45'53.782
9	23.730	35.264	29.835	24.177	1'53.006	248,5	12:47'46.788
10	23.779	35.150	29.936	23.999	1'52.864	246,7	12:49'39.652
11	23.848	35.401	29.988	24.016	1'53.253	247,9	12:51'32.905
12	23.824	35.250	29.820	23.968	1'52.862	246,1	12:53'25.767
13	23.822	35.141	29.850	23.967	1'52.780	246,1	12:55'18.547
14	23.816	35.187	29.932	23.937	1'52.872	246,1	12:57'11.419
15	23.780	35.110	29.916	24.101	1'52.907	246,7	12:59'04.326
16	23.815	35.258	29.979	24.091	1'53.143	246,7	13:00'57.469
17	23.753	35.444	30.168	24.096	1'53.461	246,7	13:02'50.930

Race Time 32'05.959

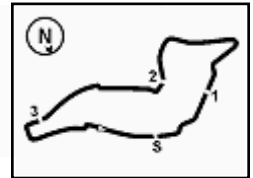
7° 94 V. DEBISE [1'52.715]							
Lap	Seg.1	Seg.2	Seg.3	Seg.4	Lap Time	km/h	Local Time
1		35.634	30.607	24.156	1'56.598	200,5	12:32'41.569
2	24.068	35.139	29.968	23.917	1'53.092	248,5	12:34'34.661
3	23.910	35.051	29.966	24.028	1'52.955	247,9	12:36'27.616

16/07/2023 P = Pits In/Dut - C = Lap Time Cancelled

These data/results cannot be reproduced, stored and/or transmitted in whole or in part by any manner of electronic, mechanical, photocopying, recording, broadcasting or otherwise now known or herein after developed without the previous express consent by the copyright owner, except for reproduction in daily press and regular printed publications on sale to the public within 60 days of the event related to those data/results and always provided that copyright symbol appears together as follows below.

© DORNA WSBK ORGANIZATION Srl 2023

</



Imola Circuit 4.936 m

Prometeon Italian Round, 14-16 July 2023
Chronological Analysis Race 2

Start at 12:30'44.971

2 / 4

4	24.052	35.053	29.901	23.813	1'52.819	246,1	12:38'20.435	7	24.083	35.105	30.444	25.562	1'55.194	245,6	12:44'08.122
5	23.990	34.913	30.028	24.025	1'52.956	245,0	12:40'13.391	8	24.157	35.395	30.289	24.579	1'54.420	243,9	12:46'02.542
6	24.485	35.165	30.002	23.855	1'53.507	241,6	12:42'06.898	9	23.971	35.117	30.232	24.180	1'53.500	243,3	12:47'56.042
7	23.809	35.095	29.902	24.446	1'53.252	246,7	12:44'00.150	10	24.009	35.355	30.282	24.344	1'53.990	241,6	12:49'50.032
8	23.920	34.976	29.867	23.997	1'52.760	244,4	12:45'52.910	11	24.070	35.200	30.310	24.089	1'53.669	245,0	12:51'43.701
9	24.091	35.040	29.802	24.226	1'53.159	245,0	12:47'46.069	12	24.106	35.230	30.379	24.262	1'53.977	244,4	12:53'37.678
10	24.161	35.117	29.922	24.110	1'53.310	244,4	12:49'39.379	13	23.924	35.119	30.483	24.336	1'53.862	243,9	12:55'31.540
11	23.990	35.319	29.896	23.995	1'53.200	243,9	12:51'32.579	14	23.949	35.292	30.273	24.088	1'53.602	242,2	12:57'25.142
12	23.987	35.602	29.948	24.127	1'53.664	245,6	12:53'26.243	15	24.090	35.286	30.409	24.248	1'54.033	244,4	12:59'19.175
13	23.989	35.027	29.834	23.865	1'52.715	245,6	12:55'18.958	16	23.975	35.354	30.444	24.249	1'54.022	244,4	13:01'13.197
14	23.780	34.984	29.961	24.409	1'52.774	247,9	12:57'11.732	17	24.152	36.116	31.663	24.742	1'56.673	245,0	13:03'09.870
15	24.016	35.065	30.000	24.086	1'53.167	246,1	12:59'04.899								
16	23.780	35.123	30.102	24.068	1'53.073	250,2	13:00'57.972								
17	23.797	35.171	30.249	24.193	1'53.410	249,6	13:02'51.382								

Race Time 32'24.899

11° 25 A. VERDOIA (1'53.338)

Lap	Seg1	Seg2	Seg3	Seg4	Lap Time	km/h	Local Time
1		36.786	30.713	24.760	1'59.954	205,9	12:32'44.925
2	24.335	35.688	30.375	24.421	1'54.819	247,3	12:34'39.744
3	24.179	35.953	30.186	24.369	1'54.687	247,3	12:36'34.431
4	24.075	35.766	30.162	24.173	1'54.176	246,7	12:38'28.607
5	24.047	35.743	30.393	24.554	1'54.737	246,7	12:40'23.344
6	24.115	35.436	30.180	24.921	1'54.652	249,6	12:42'17.996
7	24.098	35.581	30.150	25.564	1'55.393	247,3	12:44'13.389
8	24.186	35.285	30.168	24.596	1'54.235	242,8	12:46'07.624
9	24.103	35.604	30.183	24.235	1'54.125	246,7	12:48'01.749
10	24.119	35.246	30.008	24.549	1'53.922	241,1	12:49'55.671
11	24.153	35.206	30.241	24.522	1'54.122	242,8	12:51'49.793
12	24.079	35.586	30.195	24.331	1'54.191	248,5	12:53'43.984
13	24.025	35.405	30.310	24.287	1'54.027	244,4	12:55'38.011
14	23.925	35.602	30.316	24.302	1'54.145	244,4	12:57'32.156
15	24.152	35.275	29.971	24.280	1'53.678	241,1	12:59'25.834
16	24.026	35.175	29.940	24.197	1'53.338	241,1	13:01'19.172
17	24.062	35.549	30.205	24.355	1'54.171	242,8	13:03'13.343

Race Time 32'28.372

12° 21 F. FULIGNI (1'53.338)

Lap	Seg1	Seg2	Seg3	Seg4	Lap Time	km/h	Local Time
1		37.351	30.902	24.484	2'00.437	204,7	12:32'45.408
2	24.221	35.546	30.334	24.535	1'54.636	249,0	12:34'40.044
3	24.183	35.440	30.065	24.403	1'54.091	243,9	12:36'34.135
4	24.157	35.371	30.128	24.399	1'54.055	247,3	12:38'28.190
5	24.239	35.579	30.519	24.304	1'54.641	249,6	12:40'22.831
6	23.853	35.139	29.921	24.443	1'53.356	245,6	12:42'16.187
7	24.058	35.313	30.397	25.174	1'54.942	250,8	12:44'11.129
8	24.076	35.308	30.180	24.473	1'54.037	251,4	12:46'05.166
9	23.885	35.326	29.938	24.189	1'53.338	249,6	12:47'58.504
10	23.982	35.269	29.883	24.845	1'53.979	249,6	12:49'52.483
11	24.002	35.335	31.429	24.378	1'55.144	246,7	12:51'47.627
12	24.181	35.496	30.177	24.482	1'54.336	246,1	12:53'41.963
13	24.122	35.412	30.252	24.359	1'54.145	246,7	12:55'36.108
14	24.088	35.353	30.287	24.417	1'54.145	245,6	12:57'30.253
15	24.155	35.615	30.155	24.401	1'54.326	244,4	12:59'24.579
16	24.122	35.559	30.134	24.526	1'54.341	246,7	13:01'18.920
17	24.183	35.425	30.509	24.511	1'54.628	247,9	13:03'13.548

Race Time 32'28.577

13° 73 M. KOFLER (1'53.699)

Lap	Seg1	Seg2	Seg3	Seg4	Lap Time	km/h	Local Time
1		36.593	30.605	24.875	1'59.438	202,4	12:32'44.409
2	24.228	35.235	30.136	24.402	1'54.001	244,4	12:34'38.410
3	24.271	35.286	30.453	24.693	1'54.703	246,1	12:36'33.113
4	24.172	35.423	30.319	24.356	1'54.270	247,3	12:38'27.383
5	24.124	35.238	30.493	24.458	1'54.313	247,9	12:40'21.696
6	24.243	35.294	30.209	24.525	1'54.271	248,5	12:42'15.967
7	24.117	35.349	30.287	25.271	1'55.024	249,0	12:44'10.991
8	24.428	35.583	30.152	24.519	1'54.682	247,3	12:46'05.673
9	24.068	35.283	29.973	24.375	1'53.699	249,6	12:47'59.372

Race Time 32'23.433

8° 23 M. SCHROETTER (1'52.349)

Lap	Seg1	Seg2	Seg3	Seg4	Lap Time	km/h	Local Time
1		35.991	29.953	24.132	1'55.111	194,6	12:32'40.082
2	23.681	35.005	29.834	24.251	1'52.771	252,0	12:34'32.853
3	24.052	34.851	29.711	23.892	1'52.506	244,4	12:36'25.359
4	23.771	35.249	29.805	23.866	1'52.691	251,4	12:38'18.050
5	23.669	35.192	29.899	23.908	1'52.668	252,0	12:40'10.718
6	23.722	34.838	29.792	23.997	1'52.349	250,2	12:42'03.067
7	23.855	34.878	29.854	24.309	1'52.896	247,3	12:43'55.963
8	23.706	34.898	29.943	23.925	1'52.472	246,7	12:45'48.435
9	23.689	34.885	29.929	23.954	1'52.457	246,1	12:47'40.892
10	23.754	34.931	30.127	24.196	1'53.008	244,4	12:49'33.900
11	23.884	34.892	32.052	24.484	1'55.312	244,4	12:51'29.212
12	24.193	35.519	30.079	23.959	1'53.750	245,6	12:53'22.962
13	23.883	35.172	30.920	24.255	1'54.230	245,0	12:55'17.192
14	23.825	34.929	30.097	24.015	1'52.866	246,1	12:57'10.058
15	23.862	34.949	31.653	24.114	1'54.578	245,6	12:59'04.636
16	23.800	35.109	30.177	24.060	1'53.146	249,0	13:00'57.782
17	23.702	35.113	30.949	24.135	1'53.899	249,0	13:02'51.681

Race Time 32'06.710

9° 14 L. MAHIAS (1'52.717)

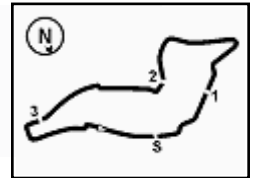
Lap	Seg1	Seg2	Seg3	Seg4	Lap Time	km/h	Local Time
1		35.632	30.602	24.081	1'56.363	196,4	12:32'41.334
2	24.029	35.066	30.022	23.868	1'52.985	241,6	12:34'34.319
3	23.861	35.040	29.965	23.851	1'52.717	242,8	12:36'27.036
4	24.039	35.076	29.957	23.787	1'52.859	241,1	12:38'19.895
5	23.993	35.144	30.145	24.215	1'53.497	243,9	12:40'13.392
6	24.562	35.500	30.039	24.178	1'54.279	238,9	12:42'07.671
7	24.207	35.338	30.228	27.103	1'56.876	241,6	12:44'04.547
8	27.161	36.187	30.400	24.362	1'58.110	218,7	12:46'02.657
9	24.299	35.444	30.052	23.959	1'53.754	239,5	12:47'56.411
10	24.098	35.274	30.123	24.295	1'53.790	240,0	12:49'50.201
11	24.150	35.345	30.154	24.097	1'53.746	241,6	12:51'43.947
12	24.135	35.426	30.265	24.201	1'54.027	240,0	12:53'37.974
13	24.196	35.457	30.158	24.183	1'53.994	239,5	12:55'31.968
14	24.083	35.306	30.121	23.890	1'53.400	240,5	12:57'25.368
15	24.055	35.472	30.302	24.217	1'54.046	240,0	12:59'19.414
16	24.039	35.335	30.535	24.264	1'54.173	242,2	13:01'13.587
17	23.942	35.722	30.451	24.702	1'54.817	242,8	13:03'08.404

Race Time 32'23.433

10° 71 T. EDWARDS (1'53.500)

Lap	Seg1	Seg2	Seg3	Seg4	Lap Time	km/h	Local Time
1		36.179	30.658	24.677	1'58.672	210,0	12:32'43.643
2	24.026	35.338	30.082	24.506	1'53.952	245,6	12:34'37.595
3	24.309	35.116	30.307	24.181	1'53.913	249,6	12:36'31.508
4	24.105	35.089	30.327	24.258	1'53.779	245,6	12:38'25.287
5	23.933	35.101	30.491	24.117	1'53.642	246,7	12:40'18.929
6	23.851	35.320	30.465	24.363	1'53.999	247,9	12:42'12.928

16/07/2



Imola Circuit 4.936 m

Prometeon Italian Round, 14-16 July 2023
Chronological Analysis Race 2

Start at 12:30'44.971

3 / 4

10	24.082	35.656	30.226	24.334	1'54.298	245,6	12:49'53.670	13	24.396	35.849	30.701	24.681	1'55.627	237,8	12:55'49.245
11	24.270	35.531	31.317	24.532	1'55.650	245,6	12:51'49.320	14	25.396	35.792	30.456	24.551	1'56.195	238,9	12:57'45.440
12	24.261	35.520	30.332	24.284	1'54.397	244,4	12:53'43.717	15	24.253	35.740	30.481	24.687	1'55.161	237,3	12:59'40.601
13	24.125	35.299	30.309	24.259	1'53.992	244,4	12:55'37.709	16	24.341	35.627	30.507	24.597	1'55.072	238,4	13:01'35.673
14	24.150	35.498	30.493	24.749	1'54.890	245,0	12:57'32.599	17	24.265	35.886	30.726	24.782	1'55.659	239,5	13:03'31.332
15	24.214	35.378	30.236	24.465	1'54.293	247,3	12:59'26.892	Race Time 32'46.361							
16	24.189	35.515	30.285	24.536	1'54.525	246,1	13:01'21.417	Race Time 32'31.462							
17	24.244	35.592	30.439	24.741	1'55.016	245,6	13:03'16.433	Race Time 32'31.462							

17° 7 A. NORRODIN (1'55.294)							
Lap	Seg1	Seg2	Seg3	Seg4	Lap Time	km/h	Local Time
1		37.156	31.118	24.731	2'01.136	210,8	12:32'46.107
2	24.453	36.112	30.409	24.546	1'55.520	239,5	12:34'41.627
3	24.468	35.806	30.486	24.571	1'55.331	237,3	12:36'36.958
4	24.473	35.986	30.421	24.501	1'55.381	236,8	12:38'32.339
5	24.361	35.988	30.504	24.441	1'55.294	238,4	12:40'27.633
6	24.601	35.997	30.668	24.574	1'55.840	237,8	12:42'23.473
7	24.554	36.103	30.554	25.180	1'56.391	236,3	12:44'19.864
8	24.621	36.218	30.575	24.740	1'56.154	235,2	12:46'16.018
9	24.642	36.160	30.656	24.677	1'56.135	233,6	12:48'12.153
10	24.598	36.022	30.488	24.669	1'55.777	234,2	12:50'07.930
11	24.531	35.910	30.437	24.565	1'55.443	235,2	12:52'03.373
12	24.547	35.999	30.901	24.793	1'56.240	233,6	12:53'59.613
13	24.528	36.019	30.681	25.025	1'56.253	234,2	12:55'55.866
14	24.431	36.532	30.698	24.664	1'56.325	238,4	12:57'52.191
15	24.738	36.436	30.705	24.818	1'56.697	233,1	12:59'48.888
16	24.716	36.515	30.933	24.901	1'57.065	234,2	13:01'45.953
17	24.915	37.294	33.112	25.061	2'00.382	232,1	13:03'46.335
Race Time 33'01.364							

14° 27 A. DIAZ (1'53.967)							
Lap	Seg1	Seg2	Seg3	Seg4	Lap Time	km/h	Local Time
1		36.241	30.776	24.402	1'58.176	202,8	12:32'43.147
2	23.993	35.287	30.206	24.481	1'53.967	245,0	12:34'37.114
3	24.782	35.502	30.557	24.331	1'55.172	243,9	12:36'32.286
4	24.622	35.307	30.456	24.193	1'54.578	243,9	12:38'26.864
5	24.205	35.408	30.512	24.260	1'54.385	243,9	12:40'21.249
6	24.067	35.359	30.529	24.309	1'54.264	245,0	12:42'15.513
7	24.190	35.360	30.427	24.788	1'54.765	245,0	12:44'10.278
8	24.000	35.672	30.592	24.450	1'54.714	244,4	12:46'04.992
9	24.313	35.461	30.382	24.561	1'54.717	242,8	12:47'59.709
10	24.085	35.593	30.395	24.456	1'54.529	244,4	12:49'54.238
11	24.176	35.448	31.077	24.634	1'55.335	244,4	12:51'49.573
12	24.171	35.981	30.553	24.266	1'54.971	246,1	12:53'44.544
13	24.185	35.437	30.729	24.356	1'54.707	243,3	12:55'39.251
14	24.284	35.550	30.651	24.405	1'54.890	242,8	12:57'34.141
15	24.353	35.645	30.487	24.387	1'54.872	241,6	12:59'29.013
16	24.320	35.831	30.787	24.435	1'55.373	242,8	13:01'24.386
17	24.643	35.882	30.683	24.529	1'55.737	242,8	13:03'20.123
Race Time 32'35.152							

RET 98 M. ABE (1'55.321)							
Lap	Seg1	Seg2	Seg3	Seg4	Lap Time	km/h	Local Time
1		37.273	31.049	24.689	2'01.433	208,8	12:32'46.404
2	24.438	36.082	30.497	24.533	1'55.550	245,6	12:34'41.954
3	24.372	35.955	30.502	24.492	1'55.321	244,4	12:36'37.275
4	24.366	36.009	30.507	24.518	1'55.400	243,9	12:38'32.675
5	24.331	35.938	30.586	24.537	1'55.392	245,0	12:40'28.067
6	24.490	35.933	30.486	24.708	1'55.617	243,3	12:42'23.684
7	25.074	36.084	30.589	26.170	1'57.417	239,5	12:44'21.101
8	24.574	35.893	30.367	24.574	1'55.908	240,0	12:46'17.009
9	24.473	36.148	30.395	24.523	1'55.539	236,8	12:48'12.548
10	24.609	36.017	30.535	24.565	1'55.726	217,8	12:50'08.274
11	24.659	35.869	30.551	24.293	1'55.372	240,5	12:52'03.646
12	24.458	35.974	30.590	25.433	1'56.455	242,8	12:54'00.101
13	24.564	35.871	30.634	24.446	1'55.515	235,7	12:55'55.616
Race Time 25'10.645							

15° 17 J. MCPHEE (1'54.232)							
Lap	Seg1	Seg2	Seg3	Seg4	Lap Time	km/h	Local Time
1		36.288	30.565	24.806	1'59.110	207,5	12:32'44.081
2	24.230	36.071	30.293	24.507	1'55.101	247,3	12:34'39.182
3	24.121	35.406	30.284	24.421	1'54.232	243,9	12:36'33.414
4	24.202	35.431	30.292	24.503	1'54.428	249,6	12:38'27.842
5	24.371	35.502	30.522	24.482	1'54.877	247,9	12:40'22.719
6	24.391	35.369	30.307	25.044	1'55.111	246,1	12:42'17.830
7	24.172	35.428	30.232	25.070	1'54.902	247,9	12:44'12.732
8	24.341	35.518	30.329	24.409	1'54.597	247,3	12:46'07.329
9	24.257	35.560	30.758	24.739	1'55.314	242,8	12:48'02.643
10	24.346	35.451	30.524	24.510	1'54.831	245,0	12:49'57.474
11	24.314	35.485	30.680	24.530	1'55.009	245,0	12:51'52.483
12	24.254	35.822	30.522	24.518	1'55.116	244,4	12:53'47.599
13	24.478	35.620	30.558	24.516	1'55.172	244,4	12:55'42.771
14	24.639	35.661	30.320	24.442	1'55.062	243,9	12:57'37.833
15	24.322	35.561	30.404	24.601	1'54.888	243,9	12:59'32.721
16	24.396	35.629	31.415	24.432	1'55.872	243,3	13:01'28.593
17	24.764	35.634	30.635	24.808	1'55.841	244,4	13:03'24.434
Race Time 32'39.463							

RET 4 H. TRUELOVE (1'55.051)							
Lap	Seg1	Seg2	Seg3	Seg4	Lap Time	km/h	Local Time
1		36.925	31.343	24.708	2'00.918	213,4	12:32'45.889
2	24.567	35.519	30.293	24.672	1'55.051	246,7	12:34'40.940
3	24.745	35.607	30.720	24.603	1'55.675	241,1	12:36'36.615
4	24.574	35.677	30.620	24.558	1'55.429	243,3	12:38'32.044
5	24.484	35.696	30.562	24.643	1'55.385	243,9	12:40'27.429
6	24.527	35.598	32.588	24.619	1'57.332	242,2	12:42'24.761
7	24.496	35.744	30.515	25.783	1'56.538	245,6	12:44'21.299
8	24.510	35.669	30.332	24.960	1'55.471	244,4	12:46'16.770
9	24.500	35.949	30.583	24.972	1'56.004	243,3	12:48'12.774
10	24.647	36.120	30.395	24.690	1'55.852	237,3	12:50'08.626
11	24.590	35.974	30.652	24.624	1'55.840	245,6	12:52'04.466
Race Time 21'19.495							

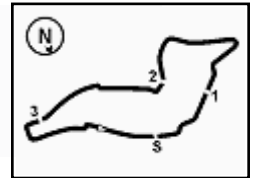
16° 68 L. POWER (1'54.727)							
Lap	Seg1	Seg2	Seg3	Seg4	Lap Time	km/h	Local Time
1		36.697	30.664	24.919	2'00.217	208,8	12:32'45.188
2	24.593	35.639	30.458	24.600	1'55.290	246,1	12:34'40.478
3	24.171	35.472	30.475	24.609	1'54.727	242,8	12:36'35.205
4	24.555	35.669	30.568	24.661	1'55.453	242,2	12:38'30.658
5	24.168	35.626	30.574	24.632	1'55.000	240,5	12:40'25.658
6	24.248	35.708	30.729	24.662	1'55.347	242,2	12:42'21.005
7	24.250	35.624	30.660	25.511	1'56.045	238,9	12:44'17.050
8	24.377	35.663	30.609	24.609	1'55.258	239,5	12:46'12.308
9	24.273	35.745	30.400	24.641	1'55.059	239,5	12:48'07.367
10	24.453	35.844	30.449	24.628	1'55.374	237,3	12:50'02.741
11	24.443	35.812	30.569	24.702	1'55.526	238,4	12:51'58.267
12	24.357	35.735	30.551	24.708	1'55.351	237,8	12:53'53.618

RET 13 L. OTTAVIANI (1'53.626)							
Lap	Seg1	Seg2	Seg3	Seg4	Lap Time	km/h	Local Time
1		36.141	30.584	24.702	1'58.489	198,9	12:32'43.460
2	24.364	35.288	30.278	24.501	1'54.431	239,5	12:34'37.891
3	24.172	35.502	30.159	24.778	1'54.611	247,9	12:36'32.502
4	24.234	35.180	30.156	24.131	1'53.701	245,6	12:38'26.203

16/07/2023 P = Pits In/Out - C = Lap Time Cancelled

These data/results cannot be reproduced, stored and/or transmitted in whole or in part by any manner of electronic, mechanical, photocopying, recording, broadcasting or otherwise now known or herein after developed without the previous express consent by the copyright owner, except for reproduction in daily press and regular printed publications on sale to the public within 60 days of the event related to those data/results and always provided that copyright symbol appears together as follows below.

© DORNA WSBK ORGANIZATION Srl 2023



Imola Circuit 4.936 m

4 / 4

Prometeon Italian Round, 14-16 July 2023
Chronological Analysis Race 2

Start at 12:30'44.971

Lap	Seg.1	Seg.2	Seg.3	Seg.4	Lap Time	km/h	Local Time
5	24.698	35.352	30.225	24.059	1'54.334	247,9	12:40'20.537
6	24.024	35.198	30.573	24.755	1'54.550	245,6	12:42'15.087
7	24.225	35.452	30.128	24.891	1'54.696	243,3	12:44'09.783
8	24.246	35.498	30.233	24.096	1'54.073	245,6	12:46'03.856
9	24.068	35.323	30.028	24.260	1'53.679	243,9	12:47'57.535
10	24.018	35.196	30.208	24.204	1'53.626	243,9	12:49'51.161

Race Time 19'06.190

RET 95 T. MACKENZIE [1'54.982]							
Lap	Seg.1	Seg.2	Seg.3	Seg.4	Lap Time	km/h	Local Time
1		37.224	31.384	24.806	2'01.656	204,7	12:32'46.627
2	24.434	36.003	30.626	24.528	1'55.591	238,4	12:34'42.218
3	24.384	35.858	30.597	24.457	1'55.296	237,3	12:36'37.514
4	24.838	36.056	30.320	24.339	1'55.553	237,8	12:38'33.067
5	24.313	36.703	30.543	24.368	1'55.927	237,8	12:40'28.994
6	24.495	35.794	30.336	24.357	1'54.982	236,3	12:42'23.976
7	24.559	36.008	30.669	25.696	1'56.932	238,4	12:44'20.908
8	24.504	35.753	30.417	24.606	1'55.280	236,3	12:46'16.188
9	24.573	36.228	30.622	24.680	1'56.103	235,2	12:48'12.291
10	24.572	36.115	30.554	24.499	1'55.740	235,2	12:50'08.031

Race Time 19'23.060

RET 69 T. BOOTH-AMOS [1'53.451]							
Lap	Seg.1	Seg.2	Seg.3	Seg.4	Lap Time	km/h	Local Time
1		35.812	30.695	24.670	1'58.223	204,3	12:32'43.194
2	24.276	35.399	30.130	24.318	1'54.123	240,0	12:34'37.317
3	24.249	35.323	30.198	24.526	1'54.296	245,0	12:36'31.613
4	24.239	35.203	30.642	24.310	1'54.394	245,0	12:38'26.007
5	24.009	35.214	30.114	24.191	1'53.528	245,6	12:40'19.535
6	23.972	35.146	30.622	24.213	1'53.953	246,1	12:42'13.488
7	24.011	35.065	30.248	25.333	1'54.657	245,0	12:44'08.145
8	24.370	35.568	32.128	24.360	1'56.426	241,1	12:46'04.571
9	23.994	35.107	30.177	24.173	1'53.451	245,0	12:47'58.022

Race Time 17'13.051

RET 67 S. VALTULINI [1'54.219]							
Lap	Seg.1	Seg.2	Seg.3	Seg.4	Lap Time	km/h	Local Time
1		36.575	30.754	24.560	1'59.518	209,6	12:32'44.489
2	24.312	35.752	30.304	24.439	1'54.807	241,1	12:34'39.296
3	24.224	35.312	30.408	24.289	1'54.233	243,3	12:36'33.529
4	24.234	35.425	30.373	24.426	1'54.458	242,8	12:38'27.987
5	24.400	35.792	30.459	24.500	1'55.151	247,9	12:40'23.138
6	24.186	35.302	30.154	24.577	1'54.219	247,9	12:42'17.357
7	24.247	35.531	30.155	25.035	1'54.968	245,0	12:44'12.325
8	24.250	35.407	30.280	24.297	1'54.234	245,0	12:46'06.559

Race Time 15'21.588

RET 64 F. CARICASULO [1'51.844]							
Lap	Seg.1	Seg.2	Seg.3	Seg.4	Lap Time	km/h	Local Time
1		35.602	30.065	24.019	1'54.358	193,1	12:32'39.329
2	23.692	34.874	29.812	23.806	1'52.184	249,6	12:34'31.513
3	23.626	34.698	29.718	23.802	1'51.844	250,2	12:36'23.357
4	23.642	34.860	29.690	23.726	1'51.918	252,0	12:38'15.275
5	23.650	34.829	29.672	23.716	1'51.867	252,0	12:40'07.142
6	23.660	34.630	29.577	41.523	2'09.390	247,3	12:42'16.532
7	44.535	53.193	47.602	43.760	3'09.090P	114,2	12:45'25.622

Race Time 14'40.651

RET 54 B. SOFUOGLU [1'51.942]							
Lap	Seg.1	Seg.2	Seg.3	Seg.4	Lap Time	km/h	Local Time
1		35.485	29.929	24.085	1'54.918	197,8	12:32'39.889
2	23.781	34.794	29.767	23.974	1'52.316	252,0	12:34'32.205
3	23.793	34.971	29.709	24.170	1'52.643	252,0	12:36'24.848
4	23.879	34.743	29.536	23.784	1'51.942	247,3	12:38'16.790
5	23.734	34.750	29.666	23.921	1'52.071	247,9	12:40'08.861
6	23.656	34.809	29.788	23.860	1'52.113	249,0	12:42'00.974

Race Time 11'16.003

RET 6 E. PUSCEDDU [1'53.100]								
Lap	Seg.1	Seg.2	Seg.3	Seg.4	Lap Time	km/h	Local Time	
1			35.714	30.517	24.167	1'56.762	202,0	12:32'41.733
2	23.962	35.334	30.051	24.050	1'53.397	246,1	12:34'35.130	
3	24.274	35.151	30.008	23.964	1'53.397	240,0	12:36'28.527	
4	23.979	35.163	30.032	23.926	1'53.100	239,5	12:38'21.627	
5	23.948	35.031	30.478	24.073	1'53.530	240,0	12:40'15.157	
6	23.929	35.199	30.075	24.033	1'53.236	239,5	12:42'08.393	

Race Time 11'23.422

RET 22 F. FULIGNI [1'53.914]								
Lap	Seg.1	Seg.2	Seg.3	Seg.4	Lap Time	km/h	Local Time	
1			35.983	30.608	24.562	1'57.728	202,0	12:32'42.699
2	24.046	35.365	30.065	24.586	1'54.062	247,3	12:34'36.761	
3	24.098	35.193	30.202	24.421	1'53.914	245,0	12:36'30.675	
4	24.124	35.153	30.300	24.393	1'53.970	244,4	12:38'24.645	
5	23.975	35.210	30.169	24.589	1'53.943	245,0	12:40'18.588	

Race Time 9'33.617

RET 28 G. VAN STRAALLEN [1'52.601]								
Lap	Seg.1	Seg.2	Seg.3	Seg.4	Lap Time	km/h	Local Time	
1			35.574	30.301	24.293	1'57.056	205,1	12:32'42.027
2	23.866	35.262	30.109	24.058	1'53.295	245,6	12:34'35.322	
3	23.857	34.960	29.943	23.841	1'52.601	247,3	12:36'27.923	
4	23.904	35.272	29.933	24.022	1'53.131	247,3	12:38'21.054	

Race Time 7'36.083

RET 51 A. SARMOON [1'54.375]								
Lap	Seg.1	Seg.2	Seg.3	Seg.4	Lap Time	km/h	Local Time	
1			36.620	30.804	24.782	1'59.656	206,3	12:32'44.627
2	24.449	35.610	30.470	24.351	1'54.880	244,4	12:34'39.507	
3	24.250	35.368	30.445	24.312	1'54.375	245,6	12:36'33.882	

Race Time 5'48.911

RET 29 N. SPINELLI [1'53.318]								
Lap	Seg.1	Seg.2	Seg.3	Seg.4	Lap Time	km/h	Local Time	
1			35.518	30.572	24.571	1'57.341	198,6	12:32'42.312
2	24.043	35.003	30.177	24.095	1'53.318	247,3	12:34'35.630	

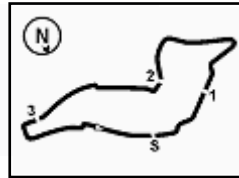
Race Time 3'50.659

16/07/2023

P = Pits In/Out - C = Lap Time Cancelled

These data/results cannot be reproduced, stored and/or transmitted in whole or in part by any manner of electronic, mechanical, photocopying, recording, broadcasting or otherwise now known or herein after developed without the previous express consent by the copyright owner, except for reproduction in daily press and regular printed publications on sale to the public within 60 days of the event related to those data/results and always provided that copyright symbol appears together as follows below.

© DORNA WSBK ORGANIZATION Srl 2023



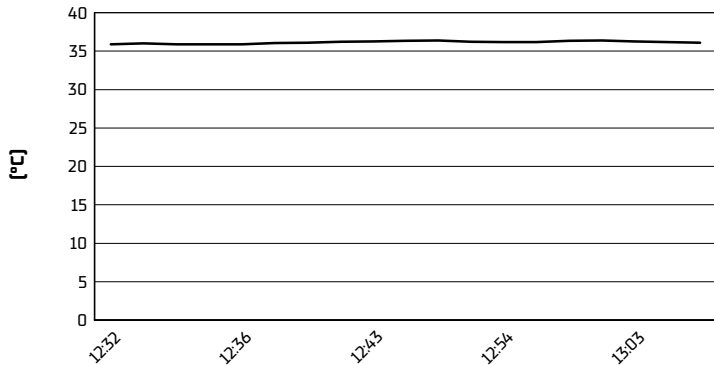
Imola Circuit 4.936 m

Prometeon Italian Round, 14-16 July 2023

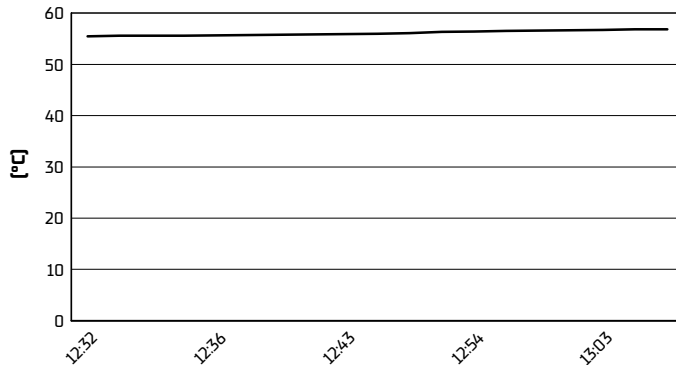
Weather Report Race 2

Session started 12:31 - Session ended 13:05

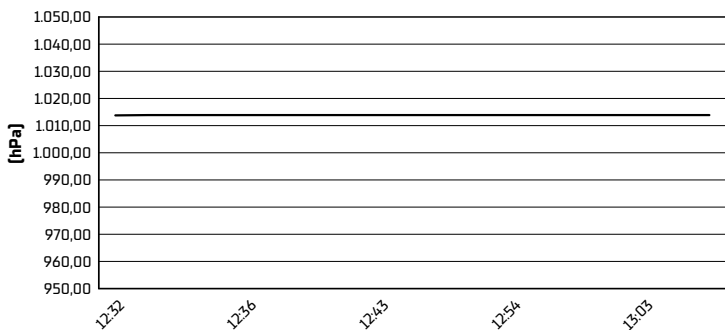
Air Temperature



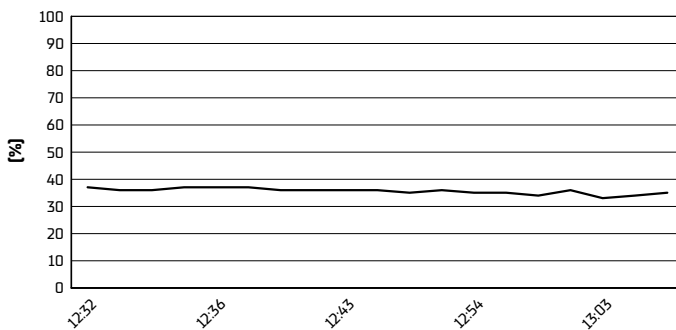
Track Temperature



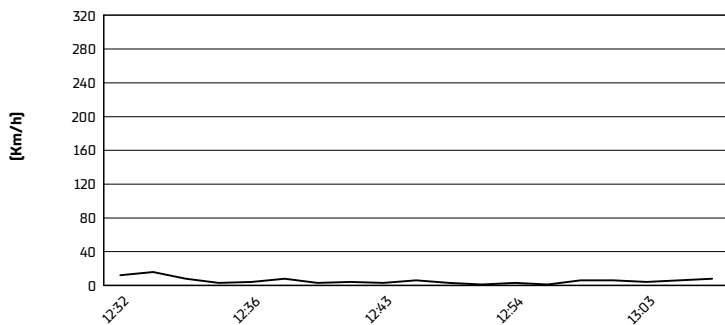
Air Pressure



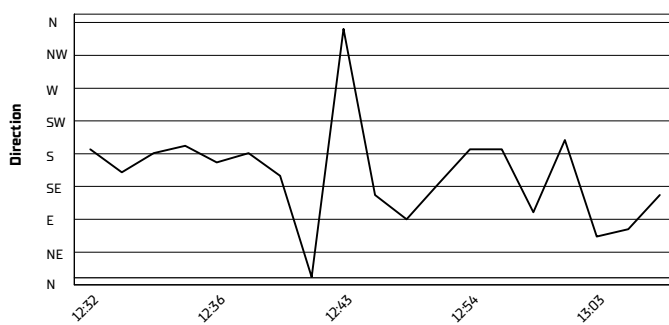
Humidity



Wind Speed



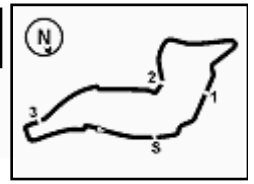
Wind Direction



16/07/2023

These data/results cannot be reproduced, stored and/or transmitted in whole or in part by any manner of electronic, mechanical, photocopying, recording, broadcasting or otherwise now known or herein after developed without the previous express consent by the copyright owner, except for reproduction in daily press and regular printed publications on sale to the public within 60 days of the event related to those data/results and always provided that copyright symbol appears together as follows below.

© DORNA WSBK ORGANIZATION Srl 2023



Prometeon Italian Round, 14-16 July 2023
Manufacturers Standings

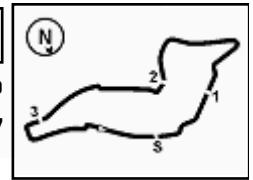
Imola Circuit 4.936 m

	Points	Points From First	Points From Previous	February 26 PHILIP ISLAND		March 5 MANDALIKA		April 23 ASSEN		May 7 BARCELONA		June 4 MISANO		July 2 DONINGTON PARK		July 16 IMOLA		July 30 MOST		September 10 MAGNY-COURS		September 24 ARAGON		October 1 PORTIMAO		October 15 VILLICUM		
				1	2	1	2	1	2	1	2	1	2	1	2	1	2	1	2	1	2	1	2	1	2	1	2	1
1	311			25	25	20	25	25	25	25	10	25	20	25	25	16	20											
				1	1	1	1	1	1	1	1	1	1	1	1	1	1											
2	261	50		20	20	10	20	16	20	13	16	20	25	20	11	25	25											
				2	2	3	2	2	2	2	2	2	2	2	2	2	2											
3	197	114	64	9	13	13	11	20	13	20	25	13	16	8	8	20	8											
				6	4	5	4	4	4	3	3	3	3	3	3	3	3											
4	156	155	41	16	16	25	13	9	8	4	4	6	11	10	13	8	13											
				3	3	2	2	3	3	4	4	4	4	4	4	4	4											
5	93	218	63	13	7	16	10	4	11	6	8	7	6	1	4													
				4	5	4	4	5	5	5	5	5	5	5	5	5	5											
6	17	294	76	11	1	2	3																					
				5	6	6	6	6	6	6	6	6	6	6	6	6	6											
7	1	310	16											1														
														7														

16/07/2023 First Line: Championship Standings - Second Line: Ranking Progression

These data/results cannot be reproduced, stored and/or transmitted in whole or in part by any manner of electronic, mechanical, photocopying, recording, broadcasting or otherwise now known or herein after developed without the previous express consent by the copyright owner, except for reproduction in daily press and regular printed publications on sale to the public within 60 days of the event related to those data/results and always provided that copyright symbol appears together as follows below.

© DORNA WSBK ORGANIZATION Srl 2023



Prometeon Italian Round, 14-16 July 2023
Team Standings

	February 26 PHILIP ISLAND	March 5 MANDALIKA	April 23 ASSEN	May 7 BARCELONA	June 4 MISANO	July 2 DONINGTON PARK	July 16 IMOLA	July 30 MOST	September 10 MAGNY-COURS	September 24 ARAGON	October 1 PORTIMAO	October 15 VILLICUM	
20 Evan Bros. WorldSSP Yamaha Team	19												(-310)
MANTOVANI Andrea	9		2	4		2	1						
FULIGNI Filippo	9						5	4					
FERNANDEZ GONZALEZ Adrian	1												
21 Extreme Racing Service	4												(-325)
OTTAVIANI Luca	4						4						
22 Axon Seven Team	2												(-327)
BUSSOLOTTI Marco	2					2							
23 Arco Yart Yamaha WorldSSP	2												(-327)
DIAZ Alvaro	2						2						
24 Astro-JJR Suzuki	1												(-328)
IRWIN Rhys	1					1							
25 ProDina Kawasaki Racing	1												(-328)
VALTULINI Stefano	1						1						

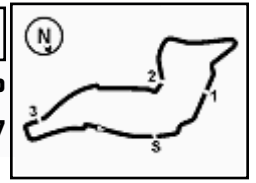
16/07/2023

These data/results cannot be reproduced, stored and/or transmitted in whole or in part by any manner of electronic, mechanical, photocopying, recording, broadcasting or otherwise now known or herein after developed without the previous express consent by the copyright owner, except for reproduction in daily press and regular printed publications on sale to the public within 60 days of the event related to those data/results and always provided that copyright symbol appears together as follows below.

© DORNA WSBK ORGANIZATION Srl 2023

FICR PERUGIA TIMING





Imola Circuit 4.936 m

Prometeon Italian Round, 14-16 July 2023
Race Winners

	2020	2021	2022	2023
01 Philip Island	Locatelli A. (ITA) YAM		RC1: Montella Y. (ITA) KAW RC2: Aegerter D. (SUI) YAM	RC1: Bulega N. (ITA) DUC RC2: Bulega N. (ITA) DUC
02 Mandalika		RC1: De Rosa R. (ITA) KAW RC2: Cluzel J. (FRA) YAM	RC1: Tuuli N. (FIN) MVA RC2: Aegerter D. (SUI) YAM	RC1: Oncu C. (TUR) KAW RC2: Caricasulo F. (ITA) DUC
03 Assen		RC1: Aegerter D. (SUI) YAM RC2: Aegerter D. (SUI) YAM	RC1: Aegerter D. (SUI) YAM RC2: Aegerter D. (SUI) YAM	RC1: Bulega N. (ITA) DUC RC2: Bulega N. (ITA) DUC
04 Barcelona	RC1: Verdoia A. (FRA) YAM RC2: Locatelli A. (ITA) YAM	RC1: Krummenacher R. (SUI) YAM RC2: Gonzalez M. (ESP) YAM	RC1: Aegerter D. (SUI) YAM RC2: Aegerter D. (SUI) YAM	RC1: Bulega N. (ITA) DUC RC2: Sofuoglu B. (TUR) MVA
05 Misano		RC1: Aegerter D. (SUI) YAM RC2: Aegerter D. (SUI) YAM	RC1: Aegerter D. (SUI) YAM RC2: Aegerter D. (SUI) YAM	RC1: Bulega N. (ITA) DUC RC2: Manzi S. (ITA) YAM
06 Donington			RC1: Aegerter D. (SUI) YAM RC2: Aegerter D. (SUI) YAM	RC1: Bulega N. (ITA) DUC RC2: Bulega N. (ITA) DUC
07 Imola				RC1: Manzi S. (ITA) YAM RC2: Manzi S. (ITA) YAM
08 Most		RC1: Odendaal S. (RSA) YAM RC2: Aegerter D. (SUI) YAM	RC1: Baldassarri L. (ITA) YAM RC2: Baldassarri L. (ITA) YAM	
09 Magny-Cours	RC1: Locatelli A. (ITA) YAM RC2: Mahias L. (FRA) KAW	RC1: Aegerter D. (SUI) YAM RC2: Gonzalez M. (ESP) YAM	RC1: Baldassarri L. (ITA) YAM RC2: Aegerter D. (SUI) YAM	
10 Aragon	RC1: Locatelli A. (ITA) YAM RC2: Locatelli A. (ITA) YAM	RC1: Odendaal S. (RSA) YAM RC2: Odendaal S. (RSA) YAM	RC1: Baldassarri L. (ITA) YAM RC2: Aegerter D. (SUI) YAM	
11 Portimao	RC1: Locatelli A. (ITA) YAM RC2: Locatelli A. (ITA) YAM	RC1: Cluzel J. (FRA) YAM RC2: Odendaal S. (RSA) YAM	RC1: Manzi S. (ITA) TRI RC2: Aegerter D. (SUI) YAM	
12 Villicum		RC1: Cluzel J. (FRA) YAM RC2: Cluzel J. (FRA) YAM	RC1: Aegerter D. (SUI) YAM RC2: Aegerter D. (SUI) YAM	

2023

- 8 N. Bulega
- 3 **S. Manzi**
- 1 F. Caricasulo
- 1 C. Oncu
- 1 B. Sofuoglu

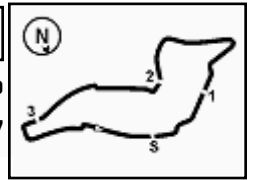
ALL TIMES

- | | | | | |
|-------------------|-------------------|-----------------|-------------------|-----------------|
| 43 K. Sofuoglu | 6 S. Chambon | 3 I. MacPherson | 1 Y. Montella | 1 W. Zeelenberg |
| 27 D. Aegerter | 6 C. Davies | 3 J. Rea | 1 S. Morais | |
| 24 J. Cluzel | 6 K. Fujiwara | 3 L. Scassa | 1 G. Nannelli | |
| 16 F. Foret | 6 B. Parkes | 3 K. Smith | 1 C. Oncu | |
| 12 S. Charpentier | 6 J. Teuchert | 2 J. Brookes | 1 M. Pirro | |
| 12 E. Laverty | 6 M. van der Mark | 2 S. Cortese | 1 G. Rea | |
| 12 A. Locatelli | 5 C. Crutchlow | 2 M. Gonzalez | 1 P. Riba | |
| 11 K. Muggeridge | 5 S. Odendaal | 2 P. Jacobsen | 1 M. Roccoli | |
| 9 L. Mahias | 4 L. Baldassarri | 2 N. Tuuli | 1 R. Rolfo | |
| 8 N. Bulega | 4 K. Curtain | 2 A. West | 1 B. Sofuoglu | |
| 8 S. Lowes | 4 S. Manzi | 2 R. Xaus | 1 Y. Tiberio | |
| 7 F. Caricasulo | 4 C. Vermeulen | 1 A. Badovini | 1 J. Vd Goorbergh | |
| 7 R. Krummenacher | 4 J. Whitham | 1 P. Bontempi | 1 A. Verdoia | |
| 7 A. Pitt | 3 C. Kellner | 1 R. De Rosa | 1 R. Wilairot | |
| 6 P. Casoli | 3 J. Lascorz | 1 L. Lanzi | 1 L. Zanetti | |

16/07/2023

These data/results cannot be reproduced, stored and/or transmitted in whole or in part by any manner of electronic, mechanical, photocopying, recording, broadcasting or otherwise now known or herein after developed without the previous express consent by the copyright owner, except for reproduction in daily press and regular printed publications on sale to the public within 60 days of the event related to those data/results and always provided that copyright symbol appears together as follows below.

© DORNA WSBK ORGANIZATION Srl 2023



Prometeon Italian Round, 14-16 July 2023
Best Laps & Speeds

No.	Rider	Nat	Best Lap		FP1		FP2		SP		RC1		WUP		RC2	
			LL	SPD	LL	SPD	LL	SPD	LL	SPD	LL	SPD	LL	SPD	LL	SPD
1	64 F. CARICASULO Ducati Panigale V2	ITA	1'50.779 56 252,0		1'52.065 16 250,8		1'51.257 20 251,4		1'50.779 6 249,6				1'51.249 7 252,0		1'51.844 7 252,0	
2	11 N. BULEGA Ducati Panigale V2	ITA	1'50.898 81 253,2		1'52.650 18 248,4		1'52.044 16 253,2		1'50.898 7 253,2		1'52.184 16 253,2		1'51.567 7 250,2		1'51.492 17 251,4	
3	62 S. MANZI Yamaha YZF R6	ITA	1'51.124 88 250,8		1'52.854 18 245,5		1'52.002 21 250,8		1'51.247 8 249,0		1'52.162 16 246,1		1'51.124 8 248,4		1'51.445 17 247,8	
4	23 M. SCHROETTER MV Agusta F3 800 RR	GER	1'51.401 89 252,0		1'53.771 20 246,1		1'52.651 20 249,0		1'51.401 8 249,6		1'52.428 16 247,8		1'51.921 8 246,1		1'52.349 17 252,0	
5	55 Y. MONTELLA Ducati Panigale V2	ITA	1'51.769 72 252,6		1'52.641 16 249,0		1'52.523 10 247,8		1'51.800 6 249,0		1'52.340 16 252,6		1'51.769 7 246,7		1'51.967 17 247,8	
6	54 B. SOFUOGLU MV Agusta F3 800 RR	TUR	1'51.808 79 254,4		1'53.476 19 247,2		1'52.017 21 251,4		1'51.808 9 249,6		1'52.346 16 254,4		1'51.903 8 249,0		1'51.942 6 252,0	
7	99 A. HUERTAS Kawasaki ZX-6R	ESP	1'51.929 78 250,8		1'52.010 17 247,2		1'52.438 15 249,6		1'51.929 6 246,7		1'52.572 15 250,8		1'52.154 8 247,8		1'52.374 17 249,6	
8	66 N. TUULI Triumph Street Triple RS 765	FIN	1'51.991 55 253,8		1'53.457 17 249,0		1'52.544 17 249,6		1'51.991 6 250,8		1'52.500 15 253,8					
9	9 J. NAVARRO Yamaha YZF R6	ESP	1'52.038 76 249,0		1'53.289 20 245,5		1'52.842 20 247,2		1'52.038 7 247,2		1'53.197 4 249,0		1'52.093 8 249,0		1'52.127 17 248,4	
10	3 R. DE ROSA Ducati Panigale V2	ITA	1'52.055 86 252,6		1'53.064 17 248,4		1'52.339 21 250,8		1'52.687 7 251,4		1'52.472 16 252,6		1'52.055 8 249,0		1'52.573 17 249,0	
11	14 L. MAHIAS Kawasaki ZX-6R	FRA	1'52.245 78 245,5		1'54.031 16 241,0		1'53.580 16 243,3		1'52.245 5 243,8		1'53.320 16 245,5		1'52.658 8 243,8		1'52.717 17 243,8	
12	13 L. OTTAVIANI MV Agusta F3 800 RR	ITA	1'52.270 68 253,2		1'53.323 17 249,6		1'52.505 16 252,0		1'52.270 6 253,2		1'53.143 15 248,4		1'52.357 4 247,2		1'53.626 10 247,8	
13	94 V. DEBISE Yamaha YZF R6	FRA	1'52.332 77 252,0		1'53.419 18 249,0		1'52.332 23 249,6		1'52.719 5 246,1		1'52.786 14 252,0				1'52.715 17 250,2	
14	29 N. SPINELLI Yamaha YZF R6	ITA	1'52.468 68 249,6		1'54.973 15 242,7		1'53.516 19 243,8		1'52.468 8 249,0		1'53.222 16 249,6		1'53.018 8 249,0		1'53.318 2 247,2	
15	28 G. VAN STRAALLEN Yamaha YZF R6	NED	1'52.601 62 252,0		1'53.699 17 247,2		1'53.324 12 247,2		1'53.233 8 252,0		1'53.836 15 250,2		1'53.220 6 245,5		1'52.601 4 247,2	
16	25 A. VERDOIA Yamaha YZF R6	FRA	1'52.610 65 249,6				1'53.385 17 245,5		1'53.817 8 249,0		1'53.696 15 249,0		1'52.610 8 243,3		1'53.338 17 249,6	
17	69 T. BOOTH-AMOS Kawasaki ZX-6R	GBR	1'52.705 74 250,8		1'55.064 18 244,4		1'53.477 17 246,1		1'53.129 6 247,2		1'53.300 16 250,8		1'52.705 8 245,5		1'53.451 9 246,1	
18	71 T. EDWARDS Yamaha YZF R6	AUS	1'52.781 60 252,6		1'58.417 2 241,6		1'56.088 13 247,8		1'54.468 6 251,4		1'53.239 15 252,6		1'52.781 7 250,8		1'53.500 17 249,6	
19	22 F. FULIGNI Ducati Panigale V2	ITA	1'52.822 57 249,0		1'54.055 17 247,2		1'53.817 20 249,0		1'52.822 7 248,4				1'53.503 8 245,0		1'53.914 5 247,2	
20	6 E. PUSCEDDU Yamaha YZF R6	ITA	1'52.840 60 246,1		1'53.551 14 240,5		1'53.073 16 246,1		1'52.840 6 245,0		1'53.863 10 245,0		1'53.044 8 243,8		1'53.100 6 246,1	
21	27 A. DIAZ Yamaha YZF R6	ESP	1'53.119 66 249,0		1'54.662 15 243,8		1'53.307 19 246,1		1'53.119 8 249,0				1'53.160 7 246,7		1'53.967 17 246,1	
22	21 F. FULIGNI Yamaha YZF R6	ITA	1'53.187 82 252,0		1'54.491 15 247,8		1'53.187 20 250,2		1'53.322 7 252,0		1'53.460 15 250,8		1'53.267 8 249,0		1'53.338 17 251,4	
23	67 S. VALTULINI Kawasaki ZX-6R	ITA	1'53.341 37 249,0						1'54.516 7 245,5		1'53.779 15 249,0		1'53.341 7 246,1		1'54.219 8 247,8	
24	17 J. MCPHEE Kawasaki ZX-6R	GBR	1'53.532 78 249,6		1'55.022 18 246,7		1'54.818 16 246,7		1'54.276 7 247,8		1'54.548 12 247,8		1'53.532 8 247,2		1'54.232 17 249,6	
25	73 M. KOFLER Ducati Panigale V2	AUT	1'53.593 82 250,2		1'56.562 16 246,1		1'53.894 20 250,2		1'53.593 6 247,2		1'54.063 15 249,6		1'53.762 8 250,2		1'53.699 17 249,6	

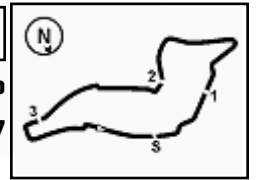
16/07/2023

These data/results cannot be reproduced, stored and/or transmitted in whole or in part by any manner of electronic, mechanical, photocopying, recording, broadcasting or otherwise now known or herein after developed without the previous express consent by the copyright owner, except for reproduction in daily press and regular printed publications on sale to the public within 60 days of the event related to those data/results and always provided that copyright symbol appears together as follows below.

© DORNA WSBK ORGANIZATION Srl 2023

FICR PERUGIA TIMING





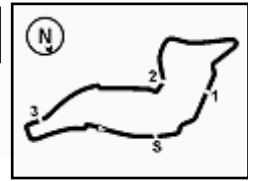
Prometeon Italian Round, 14-16 July 2023
Best Laps & Speeds

No.	Rider Bike	Nat	Best Lap		FP1		FP2		SP		RC1		WUP		RC2	
			LL	SPD	LL	SPD	LL	SPD	LL	SPD	LL	SPD	LL	SPD	LL	SPD
26	4 H. TRUELOVE Triumph Street Triple RS 765	GBR	1'53.998 68 248,4		1'57.883 17 243,8		1'57.002 16 247,8		1'54.974 7 245,5		1'53.998 10 248,4		1'54.342 7 245,5		1'55.051 11 246,7	
27	51 A. SARMOON Yamaha YZF R6	THA	1'54.167 67 249,0		1'55.387 18 242,7		1'55.611 16 249,0		1'54.445 7 245,0		1'54.697 15 247,2		1'54.167 8 247,2		1'54.375 3 245,5	
28	95 T. MACKENZIE Honda CBR600RR	GBR	1'54.445 63 241,0		1'57.613 11 238,9		1'54.989 16 241,0		1'54.897 6 236,7		1'55.404 15 240,0		1'54.445 5 237,3		1'54.982 10 238,3	
29	68 L. POWER Kawasaki ZX-6R	AUS	1'54.727 81 246,1		1'56.970 17 243,8		1'55.121 18 245,5		1'54.876 6 240,5		1'55.129 15 245,5		1'54.915 8 244,4		1'54.727 17 246,1	
30	98 M. ABE Yamaha YZF R6	JPN	1'54.918 75 245,5		1'57.946 14 239,4		1'56.612 18 241,6		1'54.918 7 242,2		1'55.856 15 245,0		1'55.939 8 241,6		1'55.321 13 245,5	
31	16 Y. OKAYA Kawasaki ZX-6R	JPN	1'55.036 40 247,8		1'55.036 20 247,8		1'55.762 20 247,2									
32	7 A. NORRODIN Honda CBR600RR	MAS	1'55.231 61 243,3		1'58.781 5 243,3		1'56.057 18 243,3		1'55.231 7 239,4		1'55.340 6 241,6		1'55.458 8 238,3		1'55.294 17 239,4	
33	24 A. WONGTHANANON Yamaha YZF R6	THA	1'56.444 13 242,2		1'56.444 13 242,2											
34	32 D. BAYLISS Ducati Panigale V2	AUS	1'59.541 6 244,4		1'59.541 6 244,4											

16/07/2023

These data/results cannot be reproduced, stored and/or transmitted in whole or in part by any manner of electronic, mechanical, photocopying, recording, broadcasting or otherwise now known or herein after developed without the previous express consent by the copyright owner, except for reproduction in daily press and regular printed publications on sale to the public within 60 days of the event related to those data/results and always provided that copyright symbol appears together as follows below.

© DORNA WSBK ORGANIZATION Srl 2023



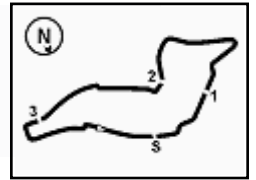
Imola Circuit 4.936 m

Prometeon Italian Round, 14-16 July 2023
Pirelli Best Lap Award

	Points	Points From First	Points From Previous	February 26 PHILLIP ISLAND	March 5 MANDALIKA	April 23 ASSEN	May 7 BARCELONA	June 4 MISANO	July 2 DONINGTON PARK	July 16 IMOLA	July 30 MOST	September 10 MAGNY-COURS	September 24 ARAGON	October 1 PORTIMAO	October 15 VILLICUM			
1 BULEGA Nicolo (ITA)	6			1		1 1	1		1 1									
2 MANZI Stefano (ITA)	4	2		1	1					1 1								
3 CARICASULO Federico (ITA)	2	4	2					1 1										
4 SOFUOGLU Bahattin (TUR)	1	5	1				1											
5 ONCU Can (TUR)	1	5	0		1													

16/07/2023 First Line: Championship Standings - Second Line: Ranking Progression
 These data/results cannot be reproduced, stored and/or transmitted in whole or in part by any manner of electronic, mechanical, photocopying, recording, broadcasting or otherwise now known or herein after developed without the previous express consent by the copyright owner, except for reproduction in daily press and regular printed publications on sale to the public within 60 days of the event related to those data/results and always provided that copyright symbol appears together as follows below.
 © DORNA WSBK ORGANIZATION Srl 2023





Imola Circuit 4.936 m

Prometeon Italian Round, 14-16 July 2023
Rider's Performance

	Points	Points From First	Points From Previous	February 26 PHILLIP ISLAND	March 5 MANDALIKA	April 23 ASSEN	May 7 BARCELONA	June 4 MISANO	July 2 DONINGTON PARK	July 16 IMOLA	July 30 MOST	September 10 MAGNY-COURS	September 24 ARAGON	October 1 PORTIMAO	October 15 VILLICUM			
				G 1 2	G 1 2	G 1 2	G 1 2	G 1 2	G 1 2	G 1 2	G 1 2	G 1 2	G 1 2	G 1 2	G 1 2	G 1 2	G 1 2	G 1 2
35 VALTULINI	1	282	0							26 15 Rt								
36 FERNANDEZ GONZA	1	282	0				18 15											

SP = Superpole - 1 = Race 1 - 2 = Race 2

Ns = Did Not Start - Rt = Retired - Ex = Excluded

16/07/2023

These data/results cannot be reproduced, stored and/or transmitted in whole or in part by any manner of electronic, mechanical, photocopying, recording, broadcasting or otherwise now known or herein after developed without the previous express consent by the copyright owner, except for reproduction in daily press and regular printed publications on sale to the public within 60 days of the event related to those data/results and always provided that copyright symbol appears together as follows below.

© DORNA WSBK ORGANIZATION Srl 2023