

Prometeon Italian Round, 14-16 July 2023

Results Tissot Superpole Race

Laps 10 = 49,360 Km - Time of Race 17'49.590 - Avg. 166,135 km/h

1 / 2

Pos	Grid	No. Rider	Nat	Team	Bike	Class	LL	Gap	Rel.	Fastest Lap	Speed	Qualifying	Speed
1	1	54 T. RAZGATLIOGLU	TUR	Pata Yamaha Prometeon WorldSBK	Yamaha YZF R1		10			1'46.041	284,5	1'45.959	283,8
2	4	1 A. BAUTISTA	ESP	Aruba.it Racing - Ducati	Ducati Panigale V4R		10	0.244	0.244	1'46.244	287,6	1'46.145	287,6
3	2	55 A. LOCATELLI	ITA	Pata Yamaha Prometeon WorldSBK	Yamaha YZF R1		10	1.720	1.476	1'46.637	280,7	1'46.017	281,5
4	7	65 J. REA	GBR	Kawasaki Racing Team WorldSBK	Kawasaki ZX-10RR		10	1.969	0.249	1'46.660	285,3	1'46.635	280,0
5	8	21 M. RINALDI	ITA	Aruba.it Racing - Ducati	Ducati Panigale V4R		10	3.341	1.372	1'46.642	286,8	1'46.636	284,5
6	3	47 A. BASSANI	ITA	Motocorsa Racing	Ducati Panigale V4R	IND	10	4.603	1.262	1'46.731	287,6	1'46.062	282,2
7	11	22 A. LOWES	GBR	Kawasaki Racing Team WorldSBK	Kawasaki ZX-10RR		10	5.219	0.616	1'46.845	283,0	1'46.945	282,2
8	10	9 D. PETRUCCI	ITA	Barni Spark Racing Team	Ducati Panigale V4R	IND	10	7.536	2.317	1'47.099	283,8	1'46.862	283,0
9	5	45 S. REDDING	GBR	ROKIT BMW Motorrad WorldSBK Team	BMW M1000 RR		10	9.407	1.871	1'47.117	285,3	1'46.497	285,3
10	9	76 L. BAZ	FRA	Bonovo Action BMW	BMW M1000 RR	IND	10	9.601	0.194	1'47.471	284,5	1'46.646	284,5
11	16	87 R. GARDNER	AUS	GYTR GRT Yamaha WorldSBK Team	Yamaha YZF R1	IND	10	13.464	3.863	1'47.771	282,2	1'47.296	278,5
12	18	5 P. OETTL	GER	Team GoEleven	Ducati Panigale V4R	IND	10	15.879	2.415	1'47.693	283,0	1'47.681	280,7
13	17	7 I. LECUONA	ESP	Team HRC	Honda CBR1000 RR-R		10	16.173	0.294	1'47.504	285,3	1'47.360	286,8
14	12	77 D. AEGERTER	SUI	GYTR GRT Yamaha WorldSBK Team	Yamaha YZF R1	IND	10	16.337	0.164	1'47.695	283,0	1'46.973	283,0
15	14	91 L. HASLAM	GBR	ROKIT BMW Motorrad WorldSBK Team	BMW M1000 RR		10	20.127	3.790	1'48.181	280,7	1'47.220	281,5
16	6	28 B. RAY	GBR	Yamaha Motoxrcing WorldSBK Team	Yamaha YZF R1	IND	10	22.585	2.458	1'47.344	280,0	1'46.595	280,7
17	20	16 G. RUIU	ITA	Bmax Racing	BMW M1000 RR	IND	10	23.420	0.835	1'48.469	281,5	1'48.111	279,3
18	19	34 L. BALDASSARRI	ITA	GMT94 Yamaha	Yamaha YZF R1	IND	10	23.671	0.251	1'48.379	278,5	1'47.767	277,8
19	13	97 X. VIERGE	ESP	Team HRC	Honda CBR1000 RR-R		10	31.024	7.353	1'47.870	287,6	1'47.163	285,3
20	21	53 T. RABAT	ESP	Kawasaki Puccetti Racing	Kawasaki ZX-10RR	IND	10	31.322	0.298	1'48.819	279,3	1'48.516	278,5
21	22	20 R. TAMBURINI	ITA	PETRONAS MIE Racing Honda Team	Honda CBR1000 RR-R	IND	10	37.676	6.354	1'49.685	277,1	1'48.718	282,2
22	24	32 I. VINALES	ESP	TPR Team Pedercini Racing	Kawasaki ZX-10RR	IND	10	38.011	0.335	1'49.649	274,2	1'49.410	272,1
23	25	52 O. KONIG	CZE	Orelac Racing MOVISIO	Kawasaki ZX-10RR	IND	10	38.359	0.348	1'50.014	281,5	1'49.855	274,2
24	23	51 E. GRANADO	BRA	PETRONAS MIE Racing Honda Team	Honda CBR1000 RR-R	IND	10	43.253	4.894	1'49.726	278,5	1'48.803	280,0
-----Not Classified-----													
RET	15	31 G. GERLOFF	USA	Bonovo Action BMW	BMW M1000 RR	IND	5	5 Laps		1'47.850	280,0	1'47.241	284,5

AIR	Humidity:	53%	Temp:	33°C
TRACK	Condition:	Dry	Temp:	49°C

Records	Pole [SP]	2019	C.Davies	1'45.180	168,945 Km/h
	Race [SPRC]	2019	C.Davies	1'45.727	168,071 Km/h
	All Times [SP]	2019	C.Davies	1'45.180	168,945 Km/h
Race Fastest Lap		Lap 7	T.Razgatioglu	1'46.041	167,573 Km/h

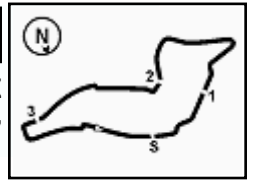
No. Rider	From	To	Laps	Total
55 A. LOCATELLI	1	5	5	5
1 A. BAUTISTA	6	8	3	3
54 T. RAZGATLIOGLU	9	10	2	2

No. Rider	Laps
1 A. BAUTISTA	232
54 T. RAZGATLIOGLU	44
65 J. REA	29
21 M. RINALDI	12
55 A. LOCATELLI	8
47 A. BASSANI	1

16/07/2023 Start 11:00 End 11:24 The results are provisional until the end of the time limit for protests and appeals and the completion of the technical checks.

These data/results cannot be reproduced, stored and/or transmitted in whole or in part by any manner of electronic, mechanical, photocopying, recording, broadcasting or otherwise now known or herein after developed without the previous express consent by the copyright owner, except for reproduction in daily press and regular printed publications on sale to the public within 60 days of the event related to those data/results and always provided that copyright symbol appears together as follows below.

© DORNA WSBK ORGANIZATION Srl 2023



Prometeon Italian Round, 14-16 July 2023
Results Tissot Superpole Race

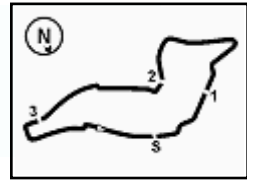
Race Highlights

Time	No. Rider	Description
10.45.00		Sighting Lap Started
10.57.57		Warm-up Lap Started
11.00.33		Start
11.02.03		No Jump Starts
11.03.59	28 B. RAY	On Asphalt - Re-Joined - Turn 12
11.11.29	31 G. GERLOFF	Entered Pits
11.11.51	51 E. GRANADO	On the Gravel - Re-Joined - Turn 18
11.11.56	97 X. VIERGE	On the Gravel - Re-Joined - Turn 2
11.12.17	31 G. GERLOFF	Retired
11.19.25		Podium Confirmed
11.24.29		End Of Session

16/07/2023 Start End The results are provisional until the end of the time limit for protests and appeals and the completion of the technical checks.

These data/results cannot be reproduced, stored and/or transmitted in whole or in part by any manner of electronic, mechanical, photocopying, recording, broadcasting or otherwise now known or herein after developed without the previous express consent by the copyright owner, except for reproduction in daily press and regular printed publications on sale to the public within 60 days of the event related to those data/results and always provided that copyright symbol appears together as follows below.

© DORNA WSBK ORGANIZATION Srl 2023



Imola Circuit 4.936 m

Prometeon Italian Round, 14-16 July 2023 Championship Standings

1 / 2

Points	Points From First	Points From Previous	February 26		March 5		April 23		May 7		June 4		July 2		July 16		July 30		September 10		September 24		October 1		October 15			
			PHILLIP ISLAND	MANDALIKA	ASSEN	BARCELONA	MISANO	DONINGTON PARK	IMOLA	MOST	MAGNY-COURS	ARAGON	PORTIMAO	VILLICUM														
1	BAUTISTA Alvaro (ESP)	391	25	25	25	25	25	25	25	25	25	25	25	25	25													
2	RAZGATLIOGLU Toprak (TUR)	296 95	16	20	20	16	20	20	20	20	16	20	20	20	20													
3	LOCATELLI Andrea (ITA)	195 196 101	13	16	16	11	13	16	13	9	4	10	11	8	13													
4	REA Jonathan (GBR)	185 206 10	20	8	7	20	16	11	11	13	16	11	16															
5	BASSANI Axel (ITA)	159 232 26	11	13	13	8	11	11	9	5	13	16	9	9	9													
6	RINALDI Michael Ruben (ITA)	118 273 41	2	20	13	1	6	16	20	2	7	3	11															
7	PETRUCCI Danilo (ITA)	110 281 8	8	7	11	10	7	8	4	9	13	16	10															
8	LOWES Alex (GBR)	109 282 1	6	3	9	7	13	9	10	10	7																	
9	AEGERTER Dominique (SUI)	97 294 12	3	9	8	4	10	13	11	8	10	5	4	5														
10	VIERGE Xavi (ESP)	96 295 1	9	5	9	16	5	8	10	6	11	5	4															
11	GARDNER Remy (AUS)	74 317 22	4	6	9	8	10	6	3	7	6	6	4	5														
12	REDDING Scott (GBR)	70 321 4	7	3	6	6	9	5	2	8	13	6																
13	LECUONA Iker (ESP)	66 325 4	10	10	4	7	10	7	8	2																		
14	GERLOFF Garrett (USA)	64 327 2	6	2	2	5	4	4	7	6	3	8	7	3														
15	OETTL Philipp (GER)	52 339 12	5	11	3	2	5	5	2	2	7	6																
16	BAZ Loris (FRA)	21 370 31	1	5				3		4		8																
17	VAN DER MARK Michael (NED)	19 372 2	4	10	3																							
18	SYKES Tom (GBR)	11 380 8					1			3	7																	
19	RAY Bradley (GBR)	9 382 2						4	1			3	1															
20	BALDASSARRI Lorenzo (ITA)	9 382 0			1	2	3		1	2																		
21	SYHRIN Hafizh (MAS)	8 383 1	1		1	2	2		1	1																		
22	HASLAM Leon (GBR)	2 389 6											2															
23	VINALES Isaac (ESP)	1 390 1											1															
24	LOPES Ivo Miguel (POR)	1 390 0						1																				

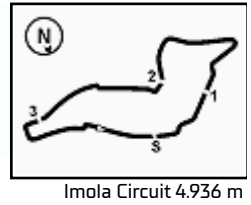
16/07/2023

These data/results cannot be reproduced, stored and/or transmitted in whole or in part by any manner of electronic, mechanical, photocopying, recording, broadcasting or otherwise now known or herein after developed without the previous express consent by the copyright owner, except for reproduction in daily press and regular printed publications on sale to the public within 60 days of the event related to those data/results and always provided that copyright symbol appears together as follows below.

© DORNA WSBK ORGANIZATION Srl 2023

FICR PERUGIA TIMING





Prometeon Italian Round, 14-16 July 2023 Championship Standings

2 / 2

Points	Points From First	Points From Previous	Independent Riders														
			February 26 PHILLIP ISLAND	March 5 MANDALIKA	April 23 ASSEN	May 7 BARCELONA	June 4 MISANO	July 2 DONINGTON PARK	July 16 IMOLA	July 30 MOST	September 10 MAGNY-COURS	September 24 ARAGON	October 1 PORTIMAO	October 15 VILLICUM			
1	BASSANI Axel [ITA]	159	11 13 1	13 8 5	11 11 4	9 5	13 16 6	9 9 2	9								
2	PETRUCCI Danilo [ITA]	110 49	8 7	11 10	7 8	4	9	13 16 5	10								
3	AEGERTER Dominique [SUI]	97 62 13	3 9	8 4	10 13 3	11 8 4	10 5	4 5									
4	GARDNER Remy [AUS]	74 85 23	4 6	9	8 10	6 3	7 6	6 4	5								
5	GERLOFF Garrett [USA]	64 95 10	6 2	2 5	4 4	7 6 3	3 8 1	7 3 3									
6	QETTL Philipp [GER]	52 107 12	5 11 4	3	2 5	5 2	2 7	6									
7	BAZ Loris [FRA]	21 138 31	1	5		3	4	8									
8	RAY Bradley [GBR]	9 150 12				4 1		3 1									
9	BALDASSARRI Lorenzo [ITA]	9 150 0		1 2	3		1	2									
10	SYHRIN Hafizh [MAS]	8 151 1	1	1	2 2		1	1									
11	VINALES Isaac [ESP]	1 158 7						1									
12	SYKES Tom [GBR]	1 158 0			1												

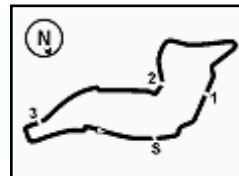
16/07/2023

These data/results cannot be reproduced, stored and/or transmitted in whole or in part by any manner of electronic, mechanical, photocopying, recording, broadcasting or otherwise now known or herein after developed without the previous express consent by the copyright owner, except for reproduction in daily press and regular printed publications on sale to the public within 60 days of the event related to those data/results and always provided that copyright symbol appears together as follows below.

© DORNA WSBK ORGANIZATION Srl 2023

FICR PERUGIA TIMING





Imola Circuit 4.936 m

Prometeon Italian Round, 14-16 July 2023

Starting Grid - Race 2 [15 Laps x 4,936 km = 74,040 km]

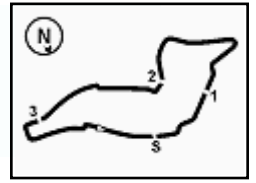
1	1	54 RAZGATLIOGLU T. Yamaha	2	1 BAUTISTA A. Ducati	3	55 LOCATELLI A. Yamaha
2	4	65 REA J. Kawasaki	5	21 RINALDI M. Ducati	6	47 BASSANI A. Ducati
3	7	22 LOWES A. Kawasaki	8	9 PETRUCCI D. Ducati	9	45 REDDING S. BMW
4	10	28 RAY B. Yamaha	11	76 BAZ L. BMW	12	77 AEGERTER D. Yamaha
5	13	97 VIERGE X. Honda	14	91 HASLAM L. BMW	15	31 GERLOFF G. BMW
6	16	87 GARDNER R. Yamaha	17	7 LECUONA I. Honda	18	5 OETTL P. Ducati
7	19	34 BALDASSARRI L. Yamaha	20	53 RABAT T. Kawasaki	21	20 TAMBURINI R. Honda
8	22	51 GRANADO E. Honda	23	32 VINALES I. Kawasaki	24	52 KONIG O. Kawasaki
9	25	16 RUIU G. BMW				

N.16 (Ruiu G.) will start from the pit lane according to Art. 1.21.23 (engine allocation)

* = Penalized

16/07/2023 The Race Director

These data/results cannot be reproduced, stored and/or transmitted in whole or in part by any manner of electronic, mechanical, photocopying, recording, broadcasting or otherwise now known or herein after developed without the previous express consent by the copyright owner, except for reproduction in daily press and regular printed publications on sale to the public within 60 days of the event related to those data/results and always provided that copyright symbol appears together as follows below. © DORNA WSBK ORGANIZATION Srl 2023



Imola Circuit 4.936 m

1 / 3

Prometeon Italian Round, 14-16 July 2023 Lap Chart Tissot Superpole Race

		Lap									
	1	2	3	4	5	6	7	8	9	10	
1	55	55	55	55	55	1	1	1	54	54	
2	54	54	54	54	1	54	54	54	1	1	
3	1	1	1	1	54	55	55	55	55	55	
4	65	65	65	65	65	65	65	65	65	65	
5	21	21	47	47	47	21	21	21	21	21	
6	22	47	21	21	21	47	47	47	47	47	
7	47	22	22	22	22	22	22	22	22	22	
8	45	45	45	45	45	45	9	9	9	9	
9	9	9	9	9	9	9	45	45	45	45	
10	97	76	76	76	76	76	76	76	76	76	
11	76	97	97	97	97	87	87	87	87	87	
12	87	87	87	87	87	97	5	5	5	5	
13	5	5	5	5	5	5	77	77	7	7	
14	91	91	77	77	77	77	7	7	77	77	
15	77	77	31	7	7	7	91	91	91	91	
16	7	31	91	91	91	91	16	16	16	28	
17	31	7	7	16	16	16	34	34	28	16	
18	16	16	16	34	34	34	28	28	34	34	
19	28	34	34	31	31	28	53	53	97	97	
20	53	53	53	53	28	53	97	97	53	53	
21	34	51	51	28	53	20	20	20	20	20	
22	51	20	20	51	51	52	52	52	52	32	
23	20	52	52	20	20	32	32	32	32	52	
24	52	32	28	52	52	51	51	51	51	51	
25	32	28	32	32	32						

Final Result		
1	54 T. RAZGATLIOGLU	Laps 10
2	1 A. BAUTISTA	0.244
3	55 A. LOCATELLI	1.720
4	65 J. REA	1.969
5	21 M. RINALDI	3.341
6	47 A. BASSANI	4.603
7	22 A. LOWES	5.219
8	9 D. PETRUCCI	7.536
9	45 S. REDDING	9.407
10	76 L. BAZ	9.601
11	87 R. GARDNER	13.464
12	5 P. OETTL	15.879
13	7 I. LECUONA	16.173
14	77 D. AEGERTER	16.337
15	91 L. HASLAM	20.127
16	28 B. RAY	22.585
17	16 G. RUIJ	23.420
18	34 L. BALDASSARRI	23.671
19	97 X. VIERGE	31.024
20	53 T. RABAT	31.322
21	20 R. TAMBURINI	37.676
22	32 I. VINALES	38.011
23	52 D. KONIG	38.359
24	51 E. GRANADO	43.253
RET	31 G. GERLOFF	5 Laps

16/07/2023

These data/results cannot be reproduced, stored and/or transmitted in whole or in part by any manner of electronic, mechanical, photocopying, recording, broadcasting or otherwise now known or herein after developed without the previous express consent by the copyright owner, except for reproduction in daily press and regular printed publications on sale to the public within 60 days of the event related to those data/results and always provided that copyright symbol appears together as follows below.

© DORNA WSBK ORGANIZATION Srl 2023

Prometeon Italian Round, 14-16 July 2023

Lap Chart Tissot Superpole Race

2 / 3

Lap 1

1	55	A.Locatelli	1'48.060
2	54	T.Razgatlioglu	0.384
3	1	A.Bautista	0.678
4	65	J.Rea	0.859
5	21	M.Rinaldi	1.220
6	22	A.Lowes	1.549
7	47	A.Bassani	1.733
8	45	S.Redding	1.998
9	9	D.Petrucci	2.340
10	97	X.Vierge	2.594
11	76	L.Baz	2.746
12	87	R.Gardner	3.342
13	5	P.Oettl	3.712
14	91	L.Haslam	4.087
15	77	D.Aegerter	4.378
16	7	I.Lecuona	4.835
17	31	G.Gerloff	4.918
18	16	G.Ruij	5.106
19	28	B.Ray	5.712
20	53	T.Rabat	6.101
21	34	L.Baldassarri	6.208
22	51	E.Granado	6.495
23	20	R.Tamburini	6.743
24	52	O.Konig	7.052
25	32	I.Vinales	7.718

Lap 4

1	55	A.Locatelli	7'09.454
2	54	T.Razgatlioglu	0.105
3	1	A.Bautista	0.423
4	65	J.Rea	0.755
5	47	A.Bassani	1.026
6	21	M.Rinaldi	1.835
7	22	A.Lowes	2.045
8	45	S.Redding	2.621
9	9	D.Petrucci	3.106
10	76	L.Baz	3.878
11	97	X.Vierge	5.250
12	87	R.Gardner	5.528
13	5	P.Oettl	6.126
14	77	D.Aegerter	7.225
15	7	I.Lecuona	8.198
16	91	L.Haslam	8.709
17	16	G.Ruij	9.464
18	34	L.Baldassarri	10.676
19	31	G.Gerloff	11.737
20	53	T.Rabat	12.825
21	28	B.Ray	14.209
22	51	E.Granado	14.519
23	20	R.Tamburini	15.210
24	52	O.Konig	16.073
25	32	I.Vinales	16.418

Lap 7

1	1	A.Bautista	12'29.434
2	54	T.Razgatlioglu	0.251
3	55	A.Locatelli	1.277
4	65	J.Rea	1.691
5	21	M.Rinaldi	2.190
6	47	A.Bassani	2.761
7	22	A.Lowes	3.008
8	9	D.Petrucci	4.899
9	45	S.Redding	6.151
10	76	L.Baz	6.880
11	87	R.Gardner	9.252
12	5	P.Oettl	10.347
13	77	D.Aegerter	10.915
14	7	I.Lecuona	11.154
15	91	L.Haslam	14.984
16	16	G.Ruij	16.179
17	34	L.Baldassarri	16.391
18	28	B.Ray	17.289
19	53	T.Rabat	22.402
20	97	X.Vierge	23.129
21	20	R.Tamburini	26.305
22	52	O.Konig	26.928
23	32	I.Vinales	28.872
24	51	E.Granado	31.512

Lap 10

1	54	T.Razgatlioglu	17'49.590
2	1	A.Bautista	0.244
3	55	A.Locatelli	1.720
4	65	J.Rea	1.969
5	21	M.Rinaldi	3.341
6	47	A.Bassani	4.603
7	22	A.Lowes	5.219
8	9	D.Petrucci	7.536
9	45	S.Redding	9.407
10	76	L.Baz	9.601
11	87	R.Gardner	13.464
12	5	P.Oettl	15.879
13	7	I.Lecuona	16.173
14	77	D.Aegerter	16.337
15	91	L.Haslam	20.127
16	28	B.Ray	22.585
17	16	G.Ruij	23.420
18	34	L.Baldassarri	23.671
19	97	X.Vierge	31.024
20	53	T.Rabat	31.322
21	20	R.Tamburini	37.676
22	32	I.Vinales	38.011
23	52	O.Konig	38.359
24	51	E.Granado	43.253

Lap 2

1	55	A.Locatelli	3'35.357
2	54	T.Razgatlioglu	0.349
3	1	A.Bautista	0.687
4	65	J.Rea	0.872
5	21	M.Rinaldi	1.334
6	47	A.Bassani	1.445
7	22	A.Lowes	1.822
8	45	S.Redding	2.114
9	9	D.Petrucci	2.594
10	76	L.Baz	3.031
11	97	X.Vierge	3.435
12	87	R.Gardner	3.816
13	5	P.Oettl	4.462
14	91	L.Haslam	4.971
15	77	D.Aegerter	5.261
16	31	G.Gerloff	5.719
17	7	I.Lecuona	6.042
18	16	G.Ruij	6.288
19	34	L.Baldassarri	7.853
20	53	T.Rabat	8.488
21	51	E.Granado	9.164
22	20	R.Tamburini	9.407
23	52	O.Konig	9.957
24	32	I.Vinales	10.385
25	28	B.Ray	12.264

Lap 5

1	55	A.Locatelli	8'56.369
2	1	A.Bautista	0.281
3	54	T.Razgatlioglu	0.366
4	65	J.Rea	0.753
5	47	A.Bassani	1.069
6	21	M.Rinaldi	1.704
7	22	A.Lowes	1.975
8	45	S.Redding	2.880
9	9	D.Petrucci	3.404
10	76	L.Baz	4.600
11	97	X.Vierge	6.205
12	87	R.Gardner	6.579
13	5	P.Oettl	7.291
14	77	D.Aegerter	8.098
15	7	I.Lecuona	8.894
16	91	L.Haslam	10.022
17	16	G.Ruij	11.245
18	34	L.Baldassarri	12.171
19	31	G.Gerloff	13.364
20	28	B.Ray	14.638
21	53	T.Rabat	15.214
22	51	E.Granado	18.168
23	20	R.Tamburini	18.367
24	52	O.Konig	19.308
25	32	I.Vinales	19.589

Lap 8

1	1	A.Bautista	14'15.992
2	54	T.Razgatlioglu	0.137
3	55	A.Locatelli	1.616
4	65	J.Rea	1.793
5	21	M.Rinaldi	2.417
6	47	A.Bassani	3.556
7	22	A.Lowes	3.901
8	9	D.Petrucci	5.692
9	45	S.Redding	7.288
10	76	L.Baz	7.859
11	87	R.Gardner	10.712
12	5	P.Oettl	12.104
13	77	D.Aegerter	12.342
14	7	I.Lecuona	12.759
15	91	L.Haslam	16.809
16	16	G.Ruij	18.381
17	34	L.Baldassarri	18.672
18	28	B.Ray	18.924
19	53	T.Rabat	25.648
20	97	X.Vierge	25.912
21	20	R.Tamburini	30.370
22	52	O.Konig	30.696
23	32	I.Vinales	31.963
24	51	E.Granado	34.868

Lap 3

1	55	A.Locatelli	5'22.302
2	54	T.Razgatlioglu	0.199
3	1	A.Bautista	0.501
4	65	J.Rea	0.662
5	47	A.Bassani	1.231
6	21	M.Rinaldi	1.770
7	22	A.Lowes	2.026
8	45	S.Redding	2.656
9	9	D.Petrucci	3.109
10	76	L.Baz	3.557
11	97	X.Vierge	4.403
12	87	R.Gardner	4.761
13	5	P.Oettl	5.210
14	77	D.Aegerter	6.484
15	31	G.Gerloff	6.624
16	91	L.Haslam	7.045
17	7	I.Lecuona	7.296
18	16	G.Ruij	7.812

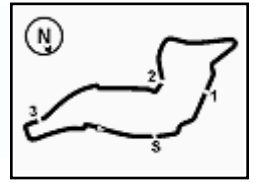
Lap 6

1	1	A.Bautista	10'43.190
2	54	T.Razgatlioglu	0.454
3	55	A.Locatelli	0.884
4	65	J.Rea	1.132
5	21	M.Rinaldi	1.525
6	47	A.Bassani	1.805
7	22	A.Lowes	2.205
8	45	S.Redding	3.215
9	9	D.Petrucci	3.682
10	76	L.Baz	5.495

Lap 9

1	54	T.Razgatlioglu	16'02.461
2	1	A.Bautista	0.468
3	55	A.Locatelli	1.911
4	65	J.Rea	2.213
5	21	M.Rinaldi	2.937

16/07/2023
These data/results cannot be reproduced, stored and/or transmitted in whole or in part by any manner of electronic, mechanical, photocopying, recording, broadcasting or otherwise now known or herein after developed without the previous express consent by the copyright owner, except for reproduction in daily press and regular printed publications on sale to the public within 60 days of the event related to those data/results and always provided that copyright symbol appears together as follows below.
© DORNA WSBK ORGANIZATION Srl 2023



Race Pace Comparison

	54 Raz	1 Bau	55 Loc	65 Rea	21 Rin	47 Bas	22 Low	9 Pet	45 Red	76 Baz	87 Gar	5 Oet	7 Lec	77 Aeg
1	1'48.444	1'48.738	1'48.060	1'48.919	1'49.280	1'49.793	1'49.609	1'50.400	1'50.058	1'50.806	1'51.402	1'51.772	1'52.895	1'52.438
2	1'47.262	1'47.306	1'47.297	1'47.310	1'47.411	1'47.009	1'47.570	1'47.551	1'47.413	1'47.582	1'47.771	1'48.047	1'48.504	1'48.180
3	1'46.795	1'46.759	1'46.945	1'46.735	1'47.381	1'46.731	1'47.149	1'47.460	1'47.487	1'47.471	1'47.890	1'47.693	1'48.199	1'48.168
4	1'47.058	1'47.074	1'47.152	1'47.245	1'47.217	1'46.947	1'47.171	1'47.149	1'47.117	1'47.473	1'47.919	1'48.068	1'48.054	1'47.893
5	1'47.176	1'46.773	1'46.915	1'46.913	1'46.784	1'46.958	1'46.845	1'47.213	1'47.174	1'47.637	1'47.966	1'48.080	1'47.611	1'47.788
6	1'46.909	1'46.540	1'47.705	1'47.200	1'46.642	1'47.557	1'47.051	1'47.099	1'47.156	1'47.716	1'47.811	1'48.059	1'47.504	1'47.695
7	1'46.041	1'46.244	1'46.637	1'46.803	1'46.909	1'47.200	1'47.047	1'47.461	1'49.180	1'47.629	1'47.927	1'48.062	1'47.821	1'48.187
8	1'46.444	1'46.558	1'46.897	1'46.660	1'46.785	1'47.353	1'47.451	1'47.351	1'47.695	1'47.537	1'48.018	1'48.315	1'48.163	1'47.985
9	1'46.332	1'46.937	1'46.764	1'46.889	1'46.989	1'47.387	1'47.499	1'47.531	1'47.963	1'47.760	1'48.066	1'48.519	1'48.428	1'49.073
10	1'47.129	1'46.905	1'46.938	1'46.885	1'47.533	1'47.258	1'47.417	1'47.911	1'47.754	1'47.580	1'48.284	1'48.854	1'48.584	1'48.520

	91 Has	28 Ray	16 Rui	34 Bal	97 Vie	53 Rab	20 Tam	32 Vin	52 Kon	51 Gra	31 Ger
1	1'52.147	1'53.772	1'53.166	1'54.268	1'50.654	1'54.161	1'54.803	1'55.778	1'55.112	1'54.555	1'52.978
2	1'48.181	1'53.849	1'48.479	1'48.942	1'48.138	1'49.684	1'49.961	1'49.964	1'50.202	1'49.966	1'48.098
3	1'49.019	1'47.947	1'48.469	1'48.541	1'47.913	1'48.819	1'49.685	1'50.234	1'50.014	1'49.726	1'47.850
4	1'48.816	1'48.095	1'48.804	1'48.379	1'47.999	1'49.615	1'50.215	1'49.896	1'50.199	1'49.726	1'52.265
5	1'48.228	1'47.344	1'48.696	1'48.410	1'47.870	1'49.304	1'50.072	1'50.086	1'50.150	1'50.564	1'48.542
6	1'48.613	1'48.041	1'48.962	1'48.471	1'48.566	1'49.614	1'50.442	1'52.275	1'50.213	1'55.631	
7	1'49.414	1'47.675	1'49.037	1'48.814	2'01.423	1'50.639	1'50.561	1'50.073	1'50.472	1'50.778	
8	1'48.383	1'48.193	1'48.760	1'48.839	1'49.341	1'49.804	1'50.623	1'49.649	1'50.326	1'49.914	
9	1'48.686	1'49.146	1'49.365	1'49.787	1'49.493	1'50.102	1'50.631	1'49.650	1'50.745	1'51.452	
10	1'48.230	1'48.113	1'49.272	1'48.810	1'49.217	1'49.170	1'50.273	1'49.996	1'50.516	1'50.531	

16/07/2023

These data/results cannot be reproduced, stored and/or transmitted in whole or in part by any manner of electronic, mechanical, photocopying, recording, broadcasting or otherwise now known or herein after developed without the previous express consent by the copyright owner, except for reproduction in daily press and regular printed publications on sale to the public within 60 days of the event related to those data/results and always provided that copyright symbol appears together as follows below.

© DORNA WSBK ORGANIZATION Srl 2023

Prometeon Italian Round, 14-16 July 2023

Best Sectors & Speed Tissot Superpole Race

RESULTS				
1	54	T. RAZGATLIOGLU	Yamaha YZF R1	Laps 10
2	1	A. BAUTISTA	Ducati Panigale V4R	0.244
3	55	A. LOCATELLI	Yamaha YZF R1	1.720
4	65	J. REA	Kawasaki ZX-10RR	1.969
5	21	M. RINALDI	Ducati Panigale V4R	3.341
6	47	A. BASSANI	Ducati Panigale V4R	4.603
7	22	A. LOWES	Kawasaki ZX-10RR	5.219
8	9	D. PETRUCCI	Ducati Panigale V4R	7.536
9	45	S. REDDING	BMW M1000 RR	9.407
10	76	L. BAZ	BMW M1000 RR	9.601
11	87	R. GARDNER	Yamaha YZF R1	13.464
12	5	P. OETTL	Ducati Panigale V4R	15.879
13	7	I. LECUONA	Honda CBR1000 RR-R	16.173
14	77	D. AEGERTER	Yamaha YZF R1	16.337
15	91	L. HASLAM	BMW M1000 RR	20.127
16	28	B. RAY	Yamaha YZF R1	22.585
17	16	G. RUIJU	BMW M1000 RR	23.420
18	34	L. BALDASSARRI	Yamaha YZF R1	23.671
19	97	X. VIERGE	Honda CBR1000 RR-R	31.024
20	53	T. RABAT	Kawasaki ZX-10RR	31.322
21	20	R. TAMBURINI	Honda CBR1000 RR-R	37.676
22	32	I. VINALES	Kawasaki ZX-10RR	38.011
23	52	D. KONIG	Kawasaki ZX-10RR	38.359
24	51	E. GRANADO	Honda CBR1000 RR-R	43.253
RET	31	G. GERLOFF	BMW M1000 RR	5 Laps

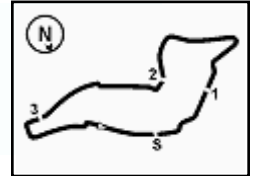
SPEED				
1	1	A. BAUTISTA	Ducati Panigale V4R	287,6
2	97	X. VIERGE	Honda CBR1000 RR-R	287,6
3	47	A. BASSANI	Ducati Panigale V4R	287,6
4	21	M. RINALDI	Ducati Panigale V4R	286,8
5	45	S. REDDING	BMW M1000 RR	285,3
6	7	I. LECUONA	Honda CBR1000 RR-R	285,3
7	65	J. REA	Kawasaki ZX-10RR	285,3
8	76	L. BAZ	BMW M1000 RR	284,5
9	54	T. RAZGATLIOGLU	Yamaha YZF R1	284,5
10	9	D. PETRUCCI	Ducati Panigale V4R	283,8
11	22	A. LOWES	Kawasaki ZX-10RR	283,0
12	5	P. OETTL	Ducati Panigale V4R	283,0
13	77	D. AEGERTER	Yamaha YZF R1	283,0
14	87	R. GARDNER	Yamaha YZF R1	282,2
15	52	D. KONIG	Kawasaki ZX-10RR	281,5
16	16	G. RUIJU	BMW M1000 RR	281,5
17	91	L. HASLAM	BMW M1000 RR	280,7
18	55	A. LOCATELLI	Yamaha YZF R1	280,7
19	31	G. GERLOFF	BMW M1000 RR	280,0
20	28	B. RAY	Yamaha YZF R1	280,0
21	53	T. RABAT	Kawasaki ZX-10RR	279,3
22	51	E. GRANADO	Honda CBR1000 RR-R	278,5
23	34	L. BALDASSARRI	Yamaha YZF R1	278,5
24	20	R. TAMBURINI	Honda CBR1000 RR-R	277,1
25	32	I. VINALES	Kawasaki ZX-10RR	274,2

SEG. 1			SEG. 2			SEG. 3			SEG. 4						
1	21	M. RINALDI	22.052	1	54	T. RAZGATLIOGLU	33.241	1	1	A. BAUTISTA	28.064	1	22	A. LOWES	22.644
2	54	T. RAZGATLIOGLU	22.073	2	1	A. BAUTISTA	33.269	2	54	T. RAZGATLIOGLU	28.082	2	54	T. RAZGATLIOGLU	22.645
3	1	A. BAUTISTA	22.075	3	55	A. LOCATELLI	33.373	3	65	J. REA	28.113	3	1	A. BAUTISTA	22.702
4	22	A. LOWES	22.140	4	65	J. REA	33.379	4	21	M. RINALDI	28.182	4	65	J. REA	22.708
5	55	A. LOCATELLI	22.163	5	47	A. BASSANI	33.409	5	55	A. LOCATELLI	28.230	5	47	A. BASSANI	22.784
6	47	A. BASSANI	22.180	6	21	M. RINALDI	33.414	6	47	A. BASSANI	28.284	6	55	A. LOCATELLI	22.819
7	65	J. REA	22.237	7	9	D. PETRUCCI	33.455	7	45	S. REDDING	28.299	7	45	S. REDDING	22.857
8	9	D. PETRUCCI	22.237	8	22	A. LOWES	33.499	8	22	A. LOWES	28.350	8	28	B. RAY	22.864
9	45	S. REDDING	22.254	9	28	B. RAY	33.510	9	7	I. LECUONA	28.352	9	21	M. RINALDI	22.875
10	5	P. OETTL	22.277	10	45	S. REDDING	33.557	10	28	B. RAY	28.355	10	9	D. PETRUCCI	22.902
11	31	G. GERLOFF	22.309	11	77	D. AEGERTER	33.567	11	76	L. BAZ	28.384	11	76	L. BAZ	22.955
12	76	L. BAZ	22.316	12	7	I. LECUONA	33.578	12	9	D. PETRUCCI	28.400	12	87	R. GARDNER	22.997
13	77	D. AEGERTER	22.334	13	76	L. BAZ	33.581	13	31	G. GERLOFF	28.483	13	97	X. VIERGE	23.001
14	87	R. GARDNER	22.351	14	87	R. GARDNER	33.645	14	97	X. VIERGE	28.487	14	31	G. GERLOFF	23.018
15	97	X. VIERGE	22.380	15	31	G. GERLOFF	33.670	15	77	D. AEGERTER	28.521	15	16	G. RUIJU	23.023
16	7	I. LECUONA	22.384	16	5	P. OETTL	33.708	16	87	R. GARDNER	28.579	16	5	P. OETTL	23.036
17	28	B. RAY	22.432	17	34	L. BALDASSARRI	33.725	17	5	P. OETTL	28.614	17	7	I. LECUONA	23.069
18	34	L. BALDASSARRI	22.456	18	91	L. HASLAM	33.739	18	16	G. RUIJU	28.617	18	91	L. HASLAM	23.103
19	91	L. HASLAM	22.463	19	97	X. VIERGE	33.838	19	34	L. BALDASSARRI	28.640	19	77	D. AEGERTER	23.140
20	16	G. RUIJU	22.476	20	16	G. RUIJU	34.040	20	91	L. HASLAM	28.653	20	34	L. BALDASSARRI	23.154
21	53	T. RABAT	22.699	21	53	T. RABAT	34.043	21	53	T. RABAT	28.762	21	53	T. RABAT	23.273
22	51	E. GRANADO	22.771	22	32	I. VINALES	34.160	22	20	R. TAMBURINI	28.875	22	20	R. TAMBURINI	23.311
23	32	I. VINALES	22.778	23	51	E. GRANADO	34.248	23	51	E. GRANADO	28.890	23	52	D. KONIG	23.361
24	52	D. KONIG	22.878	24	52	D. KONIG	34.411	24	32	I. VINALES	29.010	24	51	E. GRANADO	23.418
25	20	R. TAMBURINI	22.937	25	20	R. TAMBURINI	34.468	25	52	D. KONIG	29.124	25	32	I. VINALES	23.427

16/07/2023

These data/results cannot be reproduced, stored and/or transmitted in whole or in part by any manner of electronic, mechanical, photocopying, recording, broadcasting or otherwise now known or herein after developed without the previous express consent by the copyright owner, except for reproduction in daily press and regular printed publications on sale to the public within 60 days of the event related to those data/results and always provided that copyright symbol appears together as follows below.

© DORNA WSBK ORGANIZATION Srl 2023



Imola Circuit 4.936 m

Prometeon Italian Round, 14-16 July 2023

Chronological Analysis Tissot Superspole Race

Start at 11:00'31.947

1 / 3

1° 54 T. RAZGATLIOGLU [1'46.041]							
Lap	Seg1	Seg2	Seg3	Seg4	Lap Time	km/h	Local Time
1		33.673	28.423	22.869	1'48.444	209,6	11:02'20.391
2	22.776	33.293	28.211	22.982	1'47.262	276,3	11:04'07.653
3	22.258	33.379	28.222	22.936	1'46.795	280,0	11:05'54.448
4	22.273	33.582	28.359	22.844	1'47.058	282,2	11:07'41.506
5	22.327	33.447	28.237	23.165	1'47.176	277,8	11:09'28.682
6	22.336	33.674	28.084	22.815	1'46.909	283,0	11:11'15.591
7	22.073	33.241	28.082	22.645	1'46.041	282,2	11:13'01.632
8	22.163	33.351	28.209	22.721	1'46.444	280,7	11:14'48.076
9	22.099	33.378	28.143	22.712	1'46.332	284,5	11:16'34.408
10	22.296	33.411	28.440	22.982	1'47.129	279,3	11:18'21.537
Race Time 17'49.590							

9	22.146	33.418	28.487	22.938	1'46.989	285,3	11:16'37.345
10	22.188	33.518	28.684	23.143	1'47.533	281,5	11:18'24.878
Race Time 17'52.931							

2° 1 A. BAUTISTA [1'46.244]							
Lap	Seg1	Seg2	Seg3	Seg4	Lap Time	km/h	Local Time
1		33.620	28.311	23.137	1'48.738	221,4	11:02'20.685
2	22.726	33.269	28.227	23.084	1'47.306	285,3	11:04'07.991
3	22.141	33.395	28.235	22.988	1'46.759	287,6	11:05'54.750
4	22.223	33.593	28.306	22.952	1'47.074	286,8	11:07'41.824
5	22.137	33.523	28.191	22.922	1'46.773	278,5	11:09'28.597
6	22.179	33.403	28.130	22.828	1'46.540	286,8	11:11'15.137
7	22.075	33.403	28.064	22.702	1'46.244	286,1	11:13'01.381
8	22.156	33.423	28.159	22.820	1'46.558	286,1	11:14'47.939
9	22.087	33.755	28.222	22.873	1'46.937	286,1	11:16'34.876
10	22.109	33.338	28.411	23.047	1'46.905	287,6	11:18'21.781
Race Time 17'49.834							

6° 47 A. BASSANI [1'46.731]							
Lap	Seg1	Seg2	Seg3	Seg4	Lap Time	km/h	Local Time
1		33.910	28.744	23.169	1'49.793	216,4	11:02'21.740
2	22.254	33.526	28.388	22.841	1'47.009	287,6	11:04'08.749
3	22.237	33.409	28.284	22.801	1'46.731	284,5	11:05'55.480
4	22.282	33.431	28.384	22.850	1'46.947	285,3	11:07'42.427
5	22.202	33.617	28.355	22.784	1'46.958	280,7	11:09'29.385
6	22.193	33.630	28.434	23.300	1'47.557	285,3	11:11'16.942
7	22.180	33.597	28.407	23.016	1'47.200	285,3	11:13'04.142
8	22.368	33.608	28.454	22.923	1'47.353	280,0	11:14'51.495
9	22.329	33.608	28.553	22.897	1'47.387	284,5	11:16'38.882
10	22.332	33.550	28.396	22.980	1'47.258	281,5	11:18'26.140
Race Time 17'54.193							

3° 55 A. LOCATELLI [1'46.637]							
Lap	Seg1	Seg2	Seg3	Seg4	Lap Time	km/h	Local Time
1		33.579	28.305	23.021	1'48.060	214,7	11:02'20.007
2	22.316	33.622	28.390	22.969	1'47.297	277,8	11:04'07.304
3	22.266	33.467	28.327	22.885	1'46.945	279,3	11:05'54.249
4	22.348	33.521	28.430	22.853	1'47.152	279,3	11:07'41.401
5	22.279	33.373	28.352	22.911	1'46.915	273,5	11:09'28.316
6	22.637	33.590	28.644	22.834	1'47.705	277,8	11:11'16.021
7	22.208	33.380	28.230	22.819	1'46.637	280,7	11:13'02.655
8	22.206	33.491	28.313	22.887	1'46.897	280,0	11:14'49.558
9	22.163	33.391	28.344	22.866	1'46.764	280,0	11:16'36.319
10	22.263	33.445	28.286	22.944	1'46.938	280,7	11:18'23.257
Race Time 17'51.310							

7° 22 A. LOWES [1'46.845]							
Lap	Seg1	Seg2	Seg3	Seg4	Lap Time	km/h	Local Time
1		33.811	28.671	22.842	1'49.609	225,7	11:02'21.556
2	22.532	33.642	28.548	22.848	1'47.570	282,2	11:04'09.126
3	22.350	33.525	28.557	22.717	1'47.149	281,5	11:05'56.275
4	22.313	33.533	28.546	22.779	1'47.171	277,8	11:07'43.446
5	22.318	33.533	28.350	22.644	1'46.845	282,2	11:09'30.291
6	22.140	33.612	28.430	22.869	1'47.051	283,0	11:11'17.342
7	22.382	33.499	28.360	22.806	1'47.047	280,0	11:13'04.389
8	22.313	33.706	28.546	22.886	1'47.451	282,2	11:14'51.840
9	22.343	33.814	28.516	22.826	1'47.499	278,5	11:16'39.339
10	22.396	33.668	28.517	22.836	1'47.417	281,5	11:18'26.756
Race Time 17'54.809							

4° 65 J. REA [1'46.660]							
Lap	Seg1	Seg2	Seg3	Seg4	Lap Time	km/h	Local Time
1		33.741	28.300	22.826	1'48.919	217,8	11:02'20.866
2	22.737	33.460	28.113	23.000	1'47.310	280,7	11:04'08.176
3	22.274	33.386	28.269	22.806	1'46.735	284,5	11:05'54.911
4	22.253	33.577	28.462	22.953	1'47.245	284,5	11:07'42.156
5	22.237	33.516	28.365	22.795	1'46.913	283,8	11:09'29.069
6	22.243	33.595	28.418	22.944	1'47.200	283,8	11:11'16.269
7	22.238	33.654	28.203	22.708	1'46.803	284,5	11:13'03.072
8	22.249	33.379	28.300	22.732	1'46.660	283,0	11:14'49.732
9	22.290	33.476	28.278	22.845	1'46.889	274,9	11:16'36.621
10	22.247	33.443	28.250	22.945	1'46.885	285,3	11:18'23.506
Race Time 17'51.559							

8° 9 D. PETRUCCI [1'47.099]							
Lap	Seg1	Seg2	Seg3	Seg4	Lap Time	km/h	Local Time
1		34.044	28.548	23.194	1'50.400	221,9	11:02'22.347
2	22.337	33.595	28.631	22.988	1'47.551	282,2	11:04'09.898
3	22.255	33.632	28.583	22.990	1'47.460	283,0	11:05'57.358
4	22.245	33.548	28.400	22.956	1'47.149	282,2	11:07'44.507
5	22.289	33.601	28.421	22.902	1'47.213	283,8	11:09'31.720
6	22.237	33.455	28.405	23.002	1'47.099	283,0	11:11'18.819
7	22.261	33.562	28.462	23.176	1'47.461	281,5	11:13'06.280
8	22.373	33.560	28.456	22.962	1'47.351	279,3	11:14'53.631
9	22.304	33.602	28.547	23.078	1'47.531	282,2	11:16'41.162
10	22.356	33.663	28.608	23.284	1'47.911	282,2	11:18'29.073
Race Time 17'57.126							

5° 21 M. RINALDI [1'46.642]							
Lap	Seg1	Seg2	Seg3	Seg4	Lap Time	km/h	Local Time
1		33.747	28.848	22.878	1'49.280	222,8	11:02'21.227
2	22.469	33.545	28.398	22.999	1'47.411	286,8	11:04'08.638
3	22.419	33.573	28.469	22.920	1'47.381	283,0	11:05'56.019
4	22.256	33.414	28.533	23.014	1'47.217	283,0	11:07'43.236
5	22.114	33.421	28.259	22.990	1'46.784	286,1	11:09'30.020
6	22.062	33.428	28.182	22.970	1'46.642	283,0	11:11'16.662
7	22.129	33.537	28.367	22.876	1'46.909	281,5	11:13'03.571
8	22.052	33.458	28.400	22.875	1'46.785	286,1	11:14'50.356
Race Time 17'58.997							

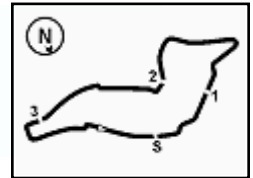
9° 45 S. REDDING [1'47.117]							
Lap	Seg1	Seg2	Seg3	Seg4	Lap Time	km/h	Local Time
1		33.924	28.587	23.121	1'50.058	216,0	11:02'22.005
2	22.327	33.677	28.495	22.914	1'47.413	275,6	11:04'09.418
3	22.264	33.578	28.633	23.012	1'47.487	285,3	11:05'56.905
4	22.254	33.671	28.335	22.857	1'47.117	284,5	11:07'44.022
5	22.320	33.559	28.299	22.996	1'47.174	282,2	11:09'31.196
6	22.265	33.557	28.359	22.975	1'47.156	284,5	11:11'18.352
7	22.263	34.887	28.951	23.079	1'49.180	284,5	11:13'07.532
8	22.335	33.761	28.498	23.101	1'47.695	283,8	11:14'55.227
9	22.448	33.780	28.543	23.192	1'47.963	284,5	11:16'43.190
10	22.396	33.687	28.467	23.204	1'47.754	283,0	11:18'30.944
Race Time 17'58.997							

16/07/2023 P = Pits In/Out - C = Lap Time Cancelled

10° 76 L. BAZ [1'47.471]							
Lap	Seg1	Seg2	Seg3	Seg4	Lap Time	km/h	Local Time
1		34.128	28.613	23.112	1'50.806	221,0	11:02'22.753
2	22.437	33.711	28.452	22.982	1'47.582	278,5	11:04'10.335
3	22.391	33.581	28.487	23.012	1'47.471	282,2	11:05'57.806
4	22.316	33.741	28.384	23.032	1'47.473	284,5	11:07'45.279
5	22.382	33.808	28.473	22.974	1'47.637	280,7	11:09'32.916

These data/results cannot be reproduced, stored and/or transmitted in whole or in part by any manner of electronic, mechanical, photocopying, recording, broadcasting or otherwise now known or herein after developed without the previous express consent by the copyright owner, except for reproduction in daily press and regular printed publications on sale to the public within 60 days of the event related to those data/results and always provided that copyright symbol appears together as follows below.

© DORNA WSBK ORGANIZATION Srl 2023



Imola Circuit 4.936 m

Prometeon Italian Round, 14-16 July 2023

Chronological Analysis Tissot Superpole Race

Start at 11:00'31.947

2 / 3

6	22.438	33.733	28.459	23.086	1'47.716	282,2	11:11'20.632	3	22.514	33.837	29.423	23.245	1'49.019	279,3	11:06'01.294
7	22.427	33.624	28.580	22.998	1'47.629	282,2	11:13'08.261	4	22.595	33.790	29.281	23.150	1'48.816	278,5	11:07'50.110
8	22.397	33.655	28.530	22.955	1'47.537	282,2	11:14'55.798	5	22.504	33.739	28.792	23.193	1'48.228	280,7	11:09'38.338
9	22.397	33.719	28.579	23.065	1'47.760	280,7	11:16'43.558	6	22.537	33.838	28.913	23.325	1'48.613	278,5	11:11'26.951
10	22.426	33.620	28.440	23.094	1'47.580	280,0	11:18'31.138	7	22.831	34.294	29.033	23.256	1'49.414	278,5	11:13'16.365

Race Time 17'59.191

11° 87 R. GARDNER [1'47.771]

Lap	Seg.1	Seg.2	Seg.3	Seg.4	Lap Time	km/h	Local Time
1		34.347	28.815	23.117	1'51.402	228,6	11:02'23.349
2	22.374	33.689	28.599	23.109	1'47.771	280,7	11:04'11.120
3	22.351	33.774	28.653	23.112	1'47.890	280,7	11:05'59.010
4	22.395	33.771	28.579	23.174	1'47.919	282,2	11:07'46.929
5	22.457	33.645	28.821	23.043	1'47.966	280,7	11:09'34.895
6	22.483	33.691	28.640	22.997	1'47.811	280,0	11:11'22.706
7	22.384	33.798	28.590	23.155	1'47.927	279,3	11:13'10.633
8	22.467	33.648	28.622	23.281	1'48.018	280,0	11:14'58.651
9	22.469	33.740	28.754	23.103	1'48.066	280,0	11:16'46.717
10	22.447	33.874	28.657	23.306	1'48.284	280,0	11:18'35.001

Race Time 18'03.054

12° 5 P. DETTL [1'47.693]

Lap	Seg.1	Seg.2	Seg.3	Seg.4	Lap Time	km/h	Local Time
1		34.662	28.767	23.187	1'51.772	234,2	11:02'23.719
2	22.346	33.761	28.904	23.036	1'48.047	280,7	11:04'11.766
3	22.277	33.708	28.614	23.094	1'47.693	283,0	11:05'59.459
4	22.357	33.866	28.689	23.156	1'48.068	282,2	11:07'47.527
5	22.367	33.787	28.662	23.264	1'48.080	280,0	11:09'35.607
6	22.382	33.791	28.778	23.108	1'48.059	278,5	11:11'23.666
7	22.410	33.717	28.732	23.203	1'48.062	279,3	11:13'11.728
8	22.300	33.811	28.800	23.404	1'48.315	281,5	11:15'00.043
9	22.460	33.917	28.946	23.196	1'48.519	277,8	11:16'48.562
10	22.369	33.763	28.769	23.953	1'48.854	280,0	11:18'37.416

Race Time 18'05.469

13° 7 I. LECUONA [1'47.504]

Lap	Seg.1	Seg.2	Seg.3	Seg.4	Lap Time	km/h	Local Time
1		35.101	28.887	23.533	1'52.895	231,6	11:02'24.842
2	22.613	33.795	28.520	23.576	1'48.504	283,8	11:04'13.346
3	22.570	33.933	28.570	23.126	1'48.199	281,5	11:06'01.545
4	22.481	33.854	28.570	23.149	1'48.054	285,3	11:07'49.599
5	22.419	33.578	28.424	23.190	1'47.611	284,5	11:09'37.210
6	22.414	33.669	28.352	23.069	1'47.504	283,8	11:11'24.714
7	22.391	33.697	28.395	23.338	1'47.821	284,5	11:13'12.535
8	22.445	33.768	28.505	23.445	1'48.163	284,5	11:15'00.698
9	22.402	33.873	28.800	23.353	1'48.428	283,0	11:16'49.126
10	22.384	33.581	28.533	24.086	1'48.584	283,8	11:18'37.710

Race Time 18'05.763

14° 77 D. AEGERTER [1'47.695]

Lap	Seg.1	Seg.2	Seg.3	Seg.4	Lap Time	km/h	Local Time
1		34.951	28.833	23.322	1'52.438	223,3	11:02'24.385
2	22.558	33.750	28.674	23.198	1'48.180	274,9	11:04'12.565
3	22.369	33.858	28.727	23.214	1'48.168	278,5	11:06'00.733
4	22.538	33.667	28.534	23.154	1'47.893	279,3	11:07'48.626
5	22.471	33.567	28.591	23.159	1'47.788	283,0	11:09'36.414
6	22.334	33.673	28.521	23.167	1'47.695	281,5	11:11'24.109
7	22.611	33.731	28.570	23.275	1'48.187	279,3	11:13'12.296
8	22.467	33.815	28.563	23.140	1'47.985	281,5	11:15'00.281
9	22.619	33.816	28.895	23.743	1'49.073	281,5	11:16'49.354
10	22.563	33.899	28.740	23.318	1'48.520	270,0	11:18'37.874

Race Time 18'05.927

15° 91 L. HASLAM [1'48.181]

Lap	Seg.1	Seg.2	Seg.3	Seg.4	Lap Time	km/h	Local Time
1		34.671	28.902	23.235	1'52.147	225,2	11:02'24.094
2	22.516	33.847	28.715	23.103	1'48.181	269,3	11:04'12.275

16/07/2023 P = Pits In/Out - C = Lap Time Cancelled

These data/results cannot be reproduced, stored and/or transmitted in whole or in part by any manner of electronic, mechanical, photocopying, recording, broadcasting or otherwise now known or herein after developed without the previous express consent by the copyright owner, except for reproduction in daily press and regular printed publications on sale to the public within 60 days of the event related to those data/results and always provided that copyright symbol appears together as follows below.

© DORNA WSBK ORGANIZATION Srl 2023

3	22.514	33.837	29.423	23.245	1'49.019	279,3	11:06'01.294
4	22.595	33.790	29.281	23.150	1'48.816	278,5	11:07'50.110
5	22.504	33.739	28.792	23.193	1'48.228	280,7	11:09'38.338
6	22.537	33.838	28.913	23.325	1'48.613	278,5	11:11'26.951
7	22.831	34.294	29.033	23.256	1'49.414	278,5	11:13'16.365
8	22.569	33.806	28.666	23.342	1'48.383	280,7	11:15'04.748
9	22.616	33.988	28.752	23.330	1'48.686	280,0	11:16'53.434
10	22.463	33.799	28.653	23.315	1'48.230	280,7	11:18'41.664

Race Time 18'09.717

16° 28 B. RAY [1'47.344]

Lap	Seg.1	Seg.2	Seg.3	Seg.4	Lap Time	km/h	Local Time
1		34.277	31.053	23.409	1'53.772	216,9	11:02'25.719
2	22.517	33.874	33.752	23.706	1'53.849	275,6	11:04'19.568
3	22.565	33.663	28.612	23.107	1'47.947	277,8	11:06'07.515
4	22.575	33.786	28.743	22.991	1'48.095	280,0	11:07'55.610
5	22.432	33.510	28.355	23.047	1'47.344	277,8	11:09'42.954
6	22.484	34.020	28.618	22.919	1'48.041	277,8	11:11'30.995
7	22.635	33.765	28.411	22.864	1'47.675	277,1	11:13'18.670
8	22.488	33.821	28.658	23.226	1'48.193	277,8	11:15'06.863
9	22.592	34.041	29.302	23.211	1'49.146	274,2	11:16'56.009
10	22.521	34.073	28.404	23.115	1'48.113	279,3	11:18'44.122

Race Time 18'12.175

17° 16 G. RUIU [1'48.469]

Lap	Seg.1	Seg.2	Seg.3	Seg.4	Lap Time	km/h	Local Time
1		35.108	28.966	23.391	1'53.166	228,6	11:02'25.113
2	22.657	34.040	28.617	23.165	1'48.479	274,9	11:04'13.592
3	22.547	34.130	28.769	23.023	1'48.469	280,7	11:06'02.061
4	22.500	34.063	29.177	23.064	1'48.804	277,8	11:07'50.865
5	22.476	34.138	28.829	23.253	1'48.696	280,0	11:09'39.561
6	22.575	34.165	29.071	23.151	1'48.962	279,3	11:11'28.523
7	22.554	34.164	29.102	23.127	1'49.037	278,5	11:13'17.560
8	22.618	34.069	28.954	23.119	1'48.760	280,7	11:15'06.320
9	22.524	34.325	29.301	23.215	1'49.365	277,1	11:16'55.685
10	22.632	34.595	28.784	23.261	1'49.272	281,5	11:18'44.957

Race Time 18'13.010

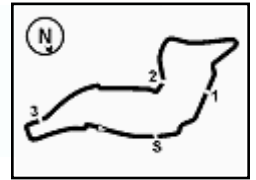
18° 34 L. BALDASSARRI [1'48.379]

Lap	Seg.1	Seg.2	Seg.3	Seg.4	Lap Time	km/h	Local Time
1		35.494	28.811	24.333	1'54.268	222,4	11:02'26.215
2	22.746	34.123	28.806	23.267	1'48.942	262,6	11:04'15.157
3	22.619	33.725	29.028	23.169	1'48.541	274,9	11:06'03.698
4	22.708	33.816	28.692	23.163	1'48.379	274,2	11:07'52.077
5	22.664	33.764	28.749	23.233	1'48.410	275,6	11:09'40.487
6	22.728	33.836	28.640	23.267	1'48.471	277,1	11:11'28.958
7	22.811	33.987	28.862	23.154	1'48.814	276,3	11:13'17.772
8	22.668	33.974	29.025	23.172	1'48.839	276,3	11:15'06.611
9	22.456	34.074	29.451	23.806	1'49.787	278,5	11:16'56.398
10	22.669	34.052	28.904	23.185	1'48.810	276,3	11:18'45.208

Race Time 18'13.261

19° 97 X. VIERGE [1'47.870]

Lap	Seg.1	Seg.2	Seg.3	Seg.4	Lap Time	km/h	Local Time
1		34.172	28.499	23.214	1'50.654	228,6	11:02'22.601
2	22.468	33.883	28.744	23.043	1'48.138	280,7	11:04'10.739
3	22.439	33.932	28.541	23.001	1'47.913	283,8	11:05'58.652
4	22.453	33.931	28.487	23.128	1'47.999	284,5	11:07'46.651
5	22.380	33.838	28.576	23.076	1'47.870	283,8	11:09'34.521
6	22.530	34.073	28.850	23.113	1'48.566	281,5	11:11'23.087
7	34.694	34.556	28.831	23.342	2'01.423	287,6	11:13'24.510
8	22.700	34.398	28.967	23.276	1'49.341	277,1	11:15'13.851
9	22.834	34.448	28.863	23.348	1'49.493	273,5	11:17'03.344
10	22.698	34.292	28.816	23.411			



Prometeon Italian Round, 14-16 July 2023

Chronological Analysis Tissot Superpole Race

Start at 11:00'31.947

3 / 3

20° 53 T. RABAT [1'48.819]							
Lap	Seg.1	Seg.2	Seg.3	Seg.4	Lap Time	km/h	Local Time
1		35.224	29.358	23.600	1'54.161	230,1	11:02'26.108
2	22.769	34.630	28.921	23.364	1'49.684	269,3	11:04'15.792
3	22.700	34.043	28.803	23.273	1'48.819	279,3	11:06'04.611
4	22.757	34.291	29.000	23.567	1'49.615	275,6	11:07'54.226
5	22.699	34.216	28.762	23.627	1'49.304	274,2	11:09'43.530
6	22.824	34.288	28.953	23.549	1'49.614	267,9	11:11'33.144
7	22.941	34.550	29.496	23.652	1'50.639	276,3	11:13'23.783
8	22.905	34.591	28.891	23.417	1'49.804	265,9	11:15'13.587
9	22.932	34.840	28.966	23.364	1'50.102	265,3	11:17'03.689
10	22.747	34.224	28.794	23.405	1'49.170	273,5	11:18'52.859

Race Time 18'20.912

9	23.026	35.090	29.681	23.655	1'51.452	277,8	11:17'14.259
10	22.914	34.451	29.397	23.769	1'50.531	276,3	11:19'04.790

Race Time 18'32.843

21° 20 R. TAMBURINI [1'49.685]							
Lap	Seg.1	Seg.2	Seg.3	Seg.4	Lap Time	km/h	Local Time
1		35.701	29.255	23.728	1'54.803	226,2	11:02'26.750
2	23.072	34.490	28.999	23.400	1'49.961	258,1	11:04'16.711
3	22.937	34.468	28.875	23.405	1'49.685	259,4	11:06'06.396
4	23.055	34.782	29.067	23.311	1'50.215	267,9	11:07'56.611
5	22.984	34.555	28.993	23.540	1'50.072	270,0	11:09'46.683
6	22.939	34.721	29.060	23.722	1'50.442	267,3	11:11'37.125
7	23.180	34.847	29.085	23.449	1'50.561	276,3	11:13'27.686
8	22.957	34.880	29.176	23.610	1'50.623	271,4	11:15'18.309
9	23.055	34.903	29.085	23.588	1'50.631	277,1	11:17'08.940
10	23.078	34.629	28.979	23.587	1'50.273	270,7	11:18'59.213

Race Time 18'27.266

RET 31 G. GERLOFF [1'47.850]							
Lap	Seg.1	Seg.2	Seg.3	Seg.4	Lap Time	km/h	Local Time
1		35.149	28.958	23.400	1'52.978	222,4	11:02'24.925
2	22.621	33.921	28.538	23.018	1'48.098	265,3	11:04'13.023
3	22.309	33.756	28.743	23.042	1'47.850	280,0	11:06'00.873
4	22.549	33.670	32.454	23.592	1'52.265	277,8	11:07'53.138
5	22.776	33.876	28.483	23.407	1'48.542	277,8	11:09'41.680

Race Time 9'09.733

22° 32 I. VINALES [1'49.649]							
Lap	Seg.1	Seg.2	Seg.3	Seg.4	Lap Time	km/h	Local Time
1		35.587	29.609	24.001	1'55.778	219,1	11:02'27.725
2	23.146	34.160	29.163	23.495	1'49.964	265,9	11:04'17.689
3	22.843	34.294	29.292	23.805	1'50.234	269,3	11:06'07.923
4	22.778	34.270	29.247	23.601	1'49.896	268,6	11:07'57.819
5	22.840	34.582	29.237	23.427	1'50.086	270,0	11:09'47.905
6	22.852	34.553	31.136	23.734	1'52.275	265,3	11:11'40.180
7	23.091	34.265	29.286	23.431	1'50.073	268,6	11:13'30.253
8	22.948	34.225	29.010	23.466	1'49.649	272,8	11:15'19.902
9	22.796	34.185	29.162	23.507	1'49.650	274,2	11:17'09.552
10	23.125	34.236	29.136	23.499	1'49.996	253,2	11:18'59.548

Race Time 18'27.601

23° 52 D. KONIG [1'50.014]							
Lap	Seg.1	Seg.2	Seg.3	Seg.4	Lap Time	km/h	Local Time
1		35.711	29.297	23.814	1'55.112	224,7	11:02'27.059
2	23.066	34.576	29.124	23.436	1'50.202	269,3	11:04'17.261
3	22.878	34.536	29.169	23.431	1'50.014	274,9	11:06'07.275
4	23.083	34.411	29.195	23.510	1'50.199	277,8	11:07'57.474
5	22.899	34.685	29.140	23.426	1'50.150	281,5	11:09'47.624
6	22.930	34.558	29.176	23.549	1'50.213	276,3	11:11'37.837
7	23.036	34.689	29.190	23.557	1'50.472	275,6	11:13'28.309
8	22.986	34.634	29.242	23.464	1'50.326	276,3	11:15'18.635
9	22.977	34.865	29.324	23.579	1'50.745	277,1	11:17'09.380
10	23.120	34.810	29.225	23.361	1'50.516	273,5	11:18'59.896

Race Time 18'27.949

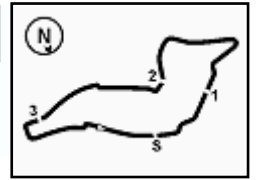
24° 51 E. GRANADO [1'49.726]							
Lap	Seg.1	Seg.2	Seg.3	Seg.4	Lap Time	km/h	Local Time
1		35.152	29.340	23.743	1'54.555	229,6	11:02'26.502
2	23.032	34.254	29.254	23.426	1'49.966	262,6	11:04'16.468
3	22.905	34.280	29.059	23.482	1'49.726	277,8	11:06'06.194
4	22.890	34.248	29.049	23.539	1'49.726	274,9	11:07'55.920
5	22.857	34.310	29.114	24.283	1'50.564	274,9	11:09'46.484
6	22.771	34.301	28.890	29.669	1'55.631	278,5	11:11'42.115
7	23.278	34.562	29.247	23.691	1'50.778	271,4	11:13'32.893
8	22.948	34.408	29.140	23.418	1'49.914	274,2	11:15'22.807

Race Time 18'27.949

16/07/2023 P = Pits In/Out - C = Lap Time Cancelled

These data/results cannot be reproduced, stored and/or transmitted in whole or in part by any manner of electronic, mechanical, photocopying, recording, broadcasting or otherwise now known or herein after developed without the previous express consent by the copyright owner, except for reproduction in daily press and regular printed publications on sale to the public within 60 days of the event related to those data/results and always provided that copyright symbol appears together as follows below.

© DORNA WSBK ORGANIZATION Srl 2023



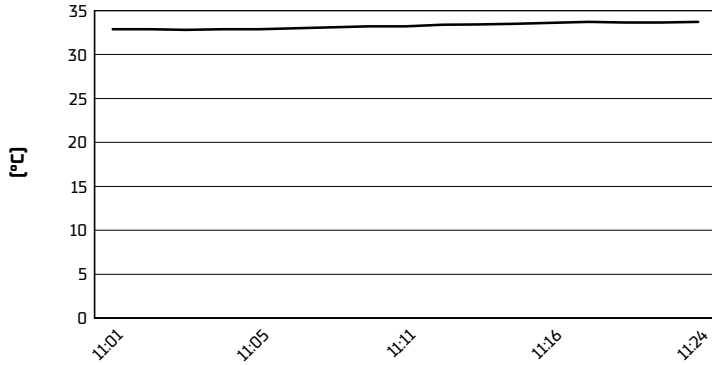
Imola Circuit 4.936 m

Prometeon Italian Round, 14-16 July 2023

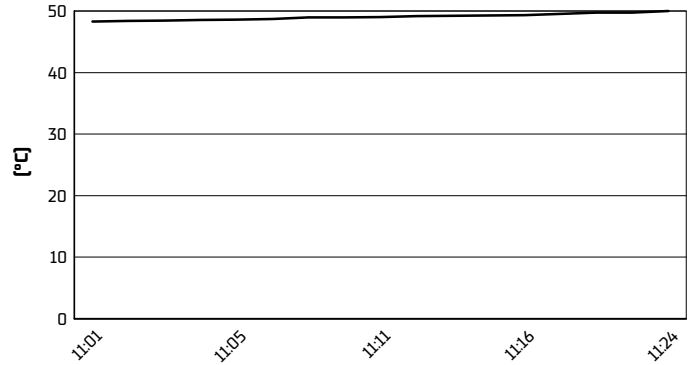
Weather Report Tissot Superpole Race

Session started 11:01 - Session ended 11:24


Air Temperature



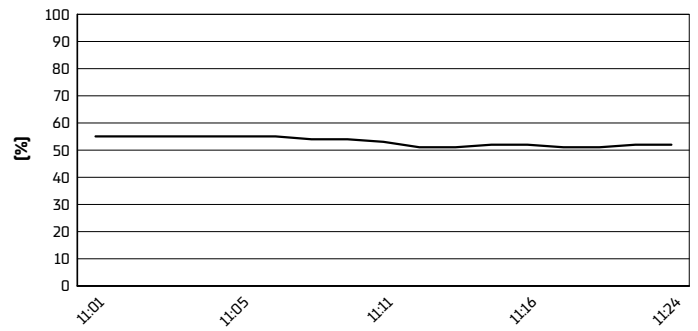
Track Temperature



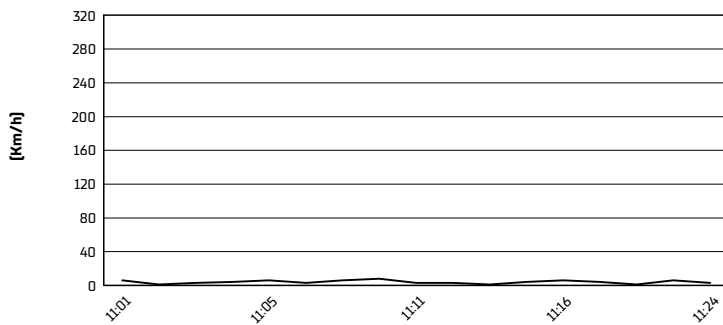
Air Pressure



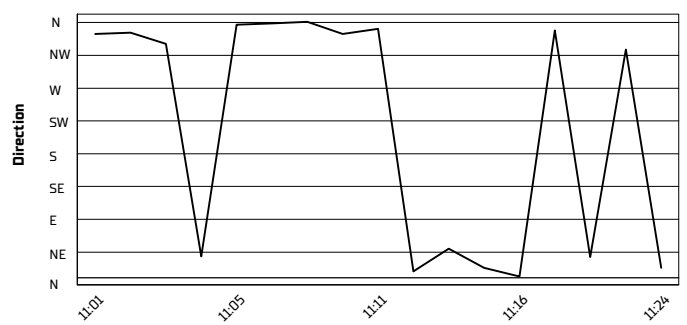
Humidity



Wind Speed



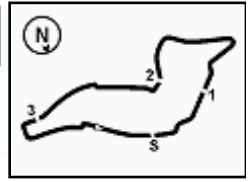
Wind Direction



16/07/2023

These data/results cannot be reproduced, stored and/or transmitted in whole or in part by any manner of electronic, mechanical, photocopying, recording, broadcasting or otherwise now known or herein after developed without the previous express consent by the copyright owner, except for reproduction in daily press and regular printed publications on sale to the public within 60 days of the event related to those data/results and always provided that copyright symbol appears together as follows below.

© DORNA WSBK ORGANIZATION Srl 2023



Imola Circuit 4.936 m

Prometeon Italian Round, 14-16 July 2023

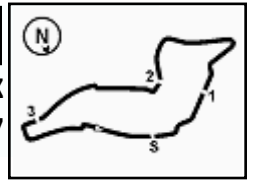
Manufacturers Standings

	Points	Points From First	Points From Previous	February 26 PHILLIP ISLAND		March 5 MANDALIKA		April 23 ASSEN		May 7 BARCELONA		June 4 MISANO		July 2 DONINGTON PARK		July 16 IMOLA		July 30 MOST		September 10 MAGNY-COURS		September 24 ARAGON		October 1 PORTIMAO		October 15 VILLICUM		
				1	2	1	2	1	2	1	2	1	2	1	2	1	2	1	2	1	2	1	2	1	2	1	2	
1 DUCATI	396			25	25	25	25	25	25	25	25	25	25	25	25	25												
2 YAMAHA	312	84		16	16	20	20	16	20	20	20	16	20	20	20	20												
3 KAWASAKI	206	190	106	20	8	7	3	20	7	16	13	11	13	16	11	16												
4 HONDA	117	279	89	10	10	9	16	5	2	10	10	8	11	5	2	4												
5 BMW	109	287	8	7	4	10	6	6	9	7	6	5	8	8	13	8												

16/07/2023 First Line: Race 1 & 2 - Second Line: Tissot Superpole Race

These data/results cannot be reproduced, stored and/or transmitted in whole or in part by any manner of electronic, mechanical, photocopying, recording, broadcasting or otherwise now known or herein after developed without the previous express consent by the copyright owner, except for reproduction in daily press and regular printed publications on sale to the public within 60 days of the event related to those data/results and always provided that copyright symbol appears together as follows below.

© DORNA WSBK ORGANIZATION Srl 2023



Imola Circuit 4.936 m

Prometeon Italian Round, 14-16 July 2023

Tissot Superpole Award

Rider	Points	Points From First	Points From Previous	February 26		March 5		April 23		May 7		June 4		July 2		July 16		July 30		September 10		September 24		October 1		October 15	
				PHILLIP ISLAND	MANDALIKA	ASSEN	BARCELONA	MISANO	DONINGTON PARK	IMOLA	MOST	MAGNY-COURS	ARAGON	PORTIMAO	VILLICUM												
1 BAUTISTA Alvaro [ESP]	133			9	12	7		12	12	12	12	12	12	9	9	6	9										
2 RAZGATLIOGLU Toprak [TUR]	128	5		12	7	12	12	7	7	2	9	9	9	6	12	12	12										
3 REA Jonathan [GBR]	82	51	46	6	3	5	6	9	9	7		4	5	12	7	3	6										
4 LOCATELLI Andrea [ITA]	68	65	14	1	5	9	9	4	5	7		3	3	6	9	7											
5 LOWES Alex [GBR]	53	80	15	2	6	1	7	6	6	4	5	4	5	4	3												
6 RINALDI Michael Ruben [ITA]	52	81	1	4	9	6	3			6	2	7	7	1	2	5											
7 BASSANI Axel [ITA]	39	94	13	1	3	5		2	4			5	6	2	7	4											
8 AEGERTER Dominique [SUI]	33	100	6	7				3	3	9	4	3	4														
9 PETRUCCI Danilo [ITA]	23	110	10			2		1				6	7	5	2												
10 LECUONA Iker [ESP]	15	118	8	2						5	6	2															
11 REDDING Scott [GBR]	15	118	0			1	5	2						1	5	1											
12 OETTL Philipp [GER]	9	124	6	5	4																						
13 VIERGE Xavi [ESP]	8	125	1			4		1		1		2															
14 GERLOFF Garrett [USA]	8	125	0						1	3		1		3													
15 GARDNER Remy [AUS]	7	126	1	3					3		1																
16 BAZ Loris [FRA]	5	128	2			4									1												
17 RAY Bradley [GBR]	4	129	1												4												
18 VAN DER MARK Michael [NED]	2	131	2			2																					
19 SYKES Tom [GBR]	2	131	0										2														

16/07/2023 Odd points columns: Tissot Superpole Even points columns: Tissot Superpole Race

These data/results cannot be reproduced, stored and/or transmitted in whole or in part by any manner of electronic, mechanical, photocopying, recording, broadcasting or otherwise now known or herein after developed without the previous express consent by the copyright owner, except for reproduction in daily press and regular printed publications on sale to the public within 60 days of the event related to those data/results and always provided that copyright symbol appears together as follows below.

© DORNA WSBK ORGANIZATION Srl 2023