

Donington Park 4.023 m

Prosecco DOC UK Round, 30 June - 2 July 2023 Results Race 2

Laps 22 = 88,506 Km - Time of Race 31'51.175 - Avg. 166,715 km/h

1 / 2

Pos	Grid	No. Rider	Nat	Team	Bike	Class	LL	Gap	Rel.	Fastest Lap	Speed	Qualifying	Speed
1	2	1 A. BAUTISTA	ESP	Aruba.it Racing - Ducati	Ducati Panigale V4R		22			1'26.089	276,2	1'26.109	272,7
2	1	54 T. RAZGATLIOGLU	TUR	Pata Yamaha Prometeon WorldSBK	Yamaha YZF R1		22	2.650	2.650	1'26.262	268,0	1'26.410	263,4
3	5	9 D. PETRUCCI	ITA	Barni Spark Racing Team	Ducati Panigale V4R	IND	22	7.936	5.286	1'26.655	274,8	1'26.205	268,7
4	9	45 S. REDDING	GBR	ROKIT BMW Motorrad WorldSBK Team	BMW M1000 RR		22	9.198	1.262	1'26.823	272,0	1'26.742	268,7
5	3	65 J. REA	GBR	Kawasaki Racing Team WorldSBK	Kawasaki ZX-10RR		22	9.506	0.308	1'26.486	269,3	1'26.041	264,7
6	6	22 A. LOWES	GBR	Kawasaki Racing Team WorldSBK	Kawasaki ZX-10RR		22	9.960	0.454	1'26.516	270,7	1'26.422	267,3
7	8	47 A. BASSANI	ITA	Motocorsa Racing	Ducati Panigale V4R	IND	22	10.292	0.332	1'26.777	276,9	1'27.258	268,7
8	4	55 A. LOCATELLI	ITA	Pata Yamaha Prometeon WorldSBK	Yamaha YZF R1		22	10.537	0.245	1'26.718	270,7	1'26.510	266,0
9	7	31 G. GERLOFF	USA	Bonovo Action BMW	BMW M1000 RR	IND	22	11.036	0.499	1'26.720	274,8	1'26.648	269,3
10	11	5 P. OETTL	GER	Team GoEleven	Ducati Panigale V4R	IND	22	14.317	3.281	1'26.963	272,0	1'26.729	266,0
11	10	77 D. AEGERTER	SUI	GYTR GRT Yamaha WorldSBK Team	Yamaha YZF R1	IND	22	17.697	3.380	1'26.988	272,0	1'26.502	264,1
12	15	87 R. GARDNER	AUS	GYTR GRT Yamaha WorldSBK Team	Yamaha YZF R1	IND	22	23.762	6.065	1'27.367	270,0	1'27.608	265,4
13	13	28 B. RAY	GBR	Yamaha Motoxrcing WorldSBK Team	Yamaha YZF R1	IND	22	24.052	0.290	1'27.375	269,3	1'27.500	262,8
14	12	7 I. LECUONA	ESP	Team HRC	Honda CBR1000 RR-R		22	24.543	0.491	1'27.295	274,1	1'27.190	270,7
15	17	35 H. SYHRIN	MAS	PETRONAS MIE Racing Honda Team	Honda CBR1000 RR-R	IND	22	48.163	23.620	1'28.374	270,0	1'28.444	261,5
16	18	32 I. VINALES	ESP	TPR Team Pedercini Racing	Kawasaki ZX-10RR	IND	22	50.201	2.038	1'28.420	264,1	1'28.763	262,1
17	21	52 O. KONIG	CZE	Orelac Racing MOVISIO	Kawasaki ZX-10RR	IND	22	1'05.224	15.023	1'29.155	264,1		
18	20	51 E. GRANADO	BRA	PETRONAS MIE Racing Honda Team	Honda CBR1000 RR-R	IND	22	1'08.928	3.704	1'29.191	266,7	1'29.859	264,1
19	19	34 L. BALDASSARRI	ITA	GMT94 Yamaha	Yamaha YZF R1	IND	22	1'12.643	3.715	1'27.935	262,8	1'28.791	261,5
Not Classified													
RET	16	53 T. RABAT	ESP	Kawasaki Puccetti Racing	Kawasaki ZX-10RR	IND	18	4 Laps		1'28.529	264,7	1'28.096	262,1
RET	14	97 X. VIERGE	ESP	Team HRC	Honda CBR1000 RR-R		14	8 Laps		1'27.422	272,0	1'27.579	269,3
RET		76 L. BAZ	FRA	Bonovo Action BMW	BMW M1000 RR	IND	0					1'27.305	266,0
RET		66 T. SYKES	GBR	ROKIT BMW Motorrad WorldSBK Team	BMW M1000 RR		0					1'26.524	267,3
RET		21 M. RINALDI	ITA	Aruba.it Racing - Ducati	Ducati Panigale V4R		0					1'26.564	271,4

AIR	Humidity:	46%	Temp:	18°C
TRACK	Condition:	Dry	Temp:	25°C

Records	Pole [SP]	2023	J.Rea	1'26.041	168,324 Km/h
	Race [SPRC]	2023	A.Bautista	1'25.896	168,609 Km/h
	All Times [SPRC]	2023	A.Bautista	1'25.896	168,609 Km/h
Race Fastest Lap		Lap 15	A.Bautista	1'26.089	168,231 Km/h

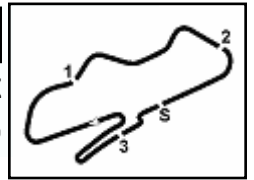
LAP LEADERS					
No. Rider	From	To	Laps	Total	
1 A. BAUTISTA	1	1	1		
54 T. RAZGATLIOGLU	2	13	12	12	
1 A. BAUTISTA	14	22	9	10	

TOTAL LEADER LAPS		
No. Rider	Laps	
1 A. BAUTISTA	221	
54 T. RAZGATLIOGLU	35	
65 J. REA	29	
21 M. RINALDI	12	

02/07/2023 Start 16:24 End 16:58 The results are provisional until the end of the time limit for protests and appeals and the completion of the technical checks.

These data/results cannot be reproduced, stored and/or transmitted in whole or in part by any manner of electronic, mechanical, photocopying, recording, broadcasting or otherwise now known or herein after developed without the previous express consent by the copyright owner, except for reproduction in daily press and regular printed publications on sale to the public within 60 days of the event related to those data/results and always provided that copyright symbol appears together as follows below.

© DORNA WSBK ORGANIZATION Srl 2023



Prosecco DOC UK Round, 30 June - 2 July 2023 Results Race 2

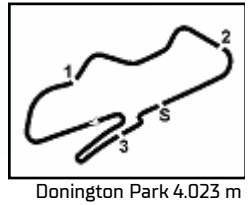
Race Highlights

Time	No. Rider	Description
15.40.00		Sighting Lap Started
15.57.51		Warm-up Lap Started
16.01.11	76 L. BAZ	Crashed - Turn 8
16.01.11	21 M. RINALDI	Crashed - Turn 8
16.01.12	66 T. SYKES	Crashed - Turn 8
16.01.23		RED FLAG
16.03.00		Quick Start procedure
16.03.01		Race on 22 Laps
16.03.02		Pit Lane will open at 16.19 for 1 minute
16.05.06	21 M. RINALDI	Medical Centre
16.05.06	66 T. SYKES	Medical Centre
16.19.00		Pit Lane Opened
16.20.00		Pit Lane Closed
16.22.01		Warm-up Lap Started
16.24.23		Start
16.25.49	34 L. BALDASSARRI	On the Gravel - Re-Joined - Turn 9
16.26.22		No Jump Starts
16.36.58	22 A. LOWES	Track Limits Warning
16.44.36		2/3 of Race Distance Completed
16.45.08	97 X. VIERGE	Entered Pits
16.45.52	97 X. VIERGE	Retired
16.51.03	53 T. RABAT	Entered Pits
16.51.46	53 T. RABAT	Retired
16.56.56		Podium Confirmed
16.58.39		End Of Session

Start End The results are provisional until the end of the time limit for protests and appeals
02/07/2023 16:24 16:58 and the completion of the technical checks.

These data/results cannot be reproduced, stored and/or transmitted in whole or in part by any manner of electronic, mechanical, photocopying, recording, broadcasting or otherwise now known or herein after developed without the previous express consent by the copyright owner, except for reproduction in daily press and regular printed publications on sale to the public within 60 days of the event related to those data/results and always provided that copyright symbol appears together as follows below.

© DORNA WSBK ORGANIZATION Srl 2023



Prosecco DOC UK Round, 30 June - 2 July 2023 Championship Standings

1 / 2

	Points	Points From First	Points From Previous	February 26 PHILLIP ISLAND	March 5 MANDALIKA	April 23 ASSEN	May 7 BARCELONA	June 4 MISANO	July 2 DONINGTON PARK	July 16 IMOLA	July 30 MOST	September 10 MAGNY-COURS	September 24 ARAGON	October 1 PORTIMAO	October 15 VILLICUM				
1 BAUTISTA Alvaro (ESP)	357			25 25 12	25 25 12	25 25 12	25 25 12	25 25 12	25 25 9										
2 RAZGATLIOGLU Toprak (TUR)	264	93		16 7	20 20 12	16 20 7	20 20 9	16 20 9	20 20 12										
3 LOCATELLI Andrea (ITA)	175	182	89	13 16 5	16 11 9	13 16 5	13 9 7	4 10 3	11 8 6										
4 REA Jonathan (GBR)	163	194	12	20 8 3	7 6	20 9	16 11 9	11 13 5	16 11 7										
5 BASSANI Axel (ITA)	146	211	17	11 13 1	13 8 5	11 11 4	9 5 9	13 16 6	9 9 2										
6 RINALDI Michael Ruben (ITA)	102	255	44	2 20 9	13 3	1 6 4	16 20 2	20 7	3										
7 LOWES Alex (GBR)	99	258	3	6 6	6 3 7	9 7 6	13 5	9 4	10 10 4										
8 PETRUCCI Danilo (ITA)	98	259	1	8 7 8	11 10 10	7 8 3	4 11	9 10	13 16 5										
9 AEGERTER Dominique (SUI)	97	260	1	3 9 3	8 4 4	10 13 3	11 8 4	10 5 5	4 5										
10 VIERGE Xavi (ESP)	92	265	5	9 5 4	9 16 4	5 1	8 10 1	6 11 2	5										
11 GARDNER Remy (AUS)	69	288	23	4 6 9	9 8	8 10 10	6 3 6	7 6 6	6 4										
12 LECUONA Iker (ESP)	66	291	3	10 10 2	4 7 7		10 7 6	8	2										
13 REDDING Scott (GBR)	63	294	3	7 3 1	6 6	6 9 2		5 2 8	13 1										
14 GERLOFF Garrett (USA)	61	296	2	6 2 2	2 5 5	4 4 4	7 6 3	3 8 1	7 3										
15 OETTL Philipp (GER)	52	305	9	5 11 4	3 3	2 5 5	5 2 2	2 7 7	6										
16 VAN DER MARK Michael (NED)	19	338	33	4 4	10 2	3													
17 BAZ Loris (FRA)	13	344	6	1 1	5		3	4											
18 SYKES Tom (GBR)	11	346	2			1		3	7										
19 BALDASSARRI Lorenzo (ITA)	9	348	2		1 2	3		1	2										
20 RAY Bradley (GBR)	8	349	1				4 1		3										
21 SYAHRIN Hafizh (MAS)	8	349	0	1	1	2	2	1	1										
22 VINALES Isaac (ESP)	1	356	7						1										
23 LOPES Ivo Miguel (POR)	1	356	0				1												

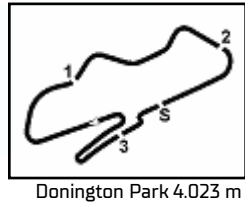
02/07/2023

These data/results cannot be reproduced, stored and/or transmitted in whole or in part by any manner of electronic, mechanical, photocopying, recording, broadcasting or otherwise now known or herein after developed without the previous express consent by the copyright owner, except for reproduction in daily press and regular printed publications on sale to the public within 60 days of the event related to those data/results and always provided that copyright symbol appears together as follows below.

© DORNA WSBK ORGANIZATION Srl 2023

FICR PERUGIA TIMING





Prosecco DOC UK Round, 30 June - 2 July 2023 Championship Standings

2 / 2

Points	Points From First	Points From Previous	Independent Riders														
			February 26 PHILLIP ISLAND	March 5 MANDALIKA	April 23 ASSEN	May 7 BARCELONA	June 4 MISANO	July 2 DONINGTON PARK	July 16 IMOLA	July 30 MOST	September 10 MAGNY-COURS	September 24 ARAGON	October 1 PORTIMAO	October 15 VILLICUM			
1	BASSANI Axel [ITA]	146	11 13 1	13 8 5	11 11 4	9 5	13 16 6	9 9 2									
2	PETRUCCI Danilo [ITA]	98 48	8 7	11 10	7 8	4	9	13 16 5									
3	AEGERTER Dominique [SUI]	97 49 1	3 9	8 4	10 13 3	11 8 4	10 5	4 5									
4	GARDNER Remy [AUS]	69 77 28	4 6	9	8 10	6 3	7 6	6 4									
5	GERLOFF Garrett [USA]	61 85 8	6 2	2 5	4 4	7 6 3	3 8 1	7 3									
6	QETTL Philipp [GER]	52 94 9	5 11 4	3	2 5	5 2	2 7	6									
7	BAZ Loris [FRA]	13 133 39	1	5		3	4										
8	BALDASSARRI Lorenzo [ITA]	9 137 4		1 2	3		1	2									
9	RAY Bradley [GBR]	8 138 1				4 1		3									
10	SYHRIN Hafizh [MAS]	8 138 0	1	1	2	2	1	1									
11	VINALES Isaac [ESP]	1 145 7						1									
12	SYKES Tom [GBR]	1 145 0			1												

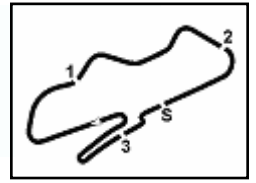
02/07/2023

These data/results cannot be reproduced, stored and/or transmitted in whole or in part by any manner of electronic, mechanical, photocopying, recording, broadcasting or otherwise now known or herein after developed without the previous express consent by the copyright owner, except for reproduction in daily press and regular printed publications on sale to the public within 60 days of the event related to those data/results and always provided that copyright symbol appears together as follows below.

© DORNA WSBK ORGANIZATION Srl 2023

FICR PERUGIA TIMING





Donington Park 4.023 m

Prosecco DOC UK Round, 30 June - 2 July 2023 Lap Chart Race 2

1 / 4

Lap																						
	1	2	3	4	5	6	7	8	9	10	11	12	13	14	15	16	17	18	19	20	21	22
1	1	54	54	54	54	54	54	54	54	54	54	54	54	1	1	1	1	1	1	1	1	1
2	54	65	65	65	65	65	65	65	65	1	1	1	1	54	54	54	54	54	54	54	54	54
3	65	1	1	1	1	1	1	1	1	65	65	65	65	65	65	65	65	65	9	9	9	9
4	55	55	55	55	55	55	55	22	22	22	22	22	22	22	22	22	9	65	45	45	45	45
5	31	31	31	31	31	22	22	55	55	55	55	55	55	9	9	22	45	65	65	65	65	65
6	22	22	22	22	22	31	31	31	31	31	9	9	9	9	55	45	45	22	22	22	22	22
7	9	9	9	9	9	9	9	9	9	31	31	45	45	45	55	55	55	55	55	55	55	47
8	45	45	45	45	45	45	45	45	45	45	45	45	47	47	47	47	47	47	47	47	47	55
9	77	77	77	77	77	77	77	47	47	47	47	47	31	31	31	31	31	31	31	31	31	31
10	97	5	5	47	47	47	47	77	77	77	77	77	77	77	5	5	5	5	5	5	5	5
11	5	47	47	5	5	5	5	5	5	5	5	5	5	5	5	77	77	77	77	77	77	77
12	47	97	97	97	87	87	87	87	87	87	87	87	87	87	87	87	87	87	87	87	87	87
13	7	87	87	87	97	97	97	97	97	97	97	97	28	28	28	28	28	28	28	28	28	28
14	28	28	28	28	28	28	28	28	28	28	28	28	97	7	7	7	7	7	7	7	7	7
15	87	7	7	7	7	7	7	7	7	7	7	7	7	35	35	35	35	35	35	35	35	35
16	53	53	35	35	35	35	35	35	35	35	35	35	35	32	32	32	32	32	32	32	32	32
17	35	35	53	53	53	53	53	53	53	32	32	32	32	53	53	53	53	53	53	52	52	52
18	32	32	32	32	32	32	32	32	32	53	53	53	53	97	52	52	52	52	51	51	51	51
19	51	51	51	51	51	51	51	52	52	52	52	52	52	52	51	51	51	51	34	34	34	34
20	52	52	52	52	52	52	52	51	51	51	51	51	51	51	34	34	34	34				
21	34	34	34	34	34	34	34	34	34	34	34	34	34	34								

Final Result		
1	1 A. BAUTISTA	Laps 22
2	54 T. RAZGATLIOGLU	2.650
3	9 D. PETRUCCI	7.936
4	45 S. REDDING	9.198
5	65 J. REA	9.506
6	22 A. LOWES	9.960
7	47 A. BASSANI	10.292
8	55 A. LOCATELLI	10.537
9	31 G. GERLOFF	11.036
10	5 P. DETTL	14.317
11	77 D. AEGERTER	17.697
12	87 R. GARDNER	23.762
13	28 B. RAY	24.052
14	7 I. LECUONA	24.543
15	35 H. SYHRIN	48.163
16	32 I. VINALES	50.201
17	52 D. KONIG	1'05.224
18	51 E. GRANADO	1'08.928
19	34 L. BALDASSARRI	1'12.643
RET	53 T. RABAT	4 Laps
RET	97 X. VIERGE	8 Laps
RET	76 L. BAZ	
RET	66 T. SYKES	
RET	21 M. RINALDI	

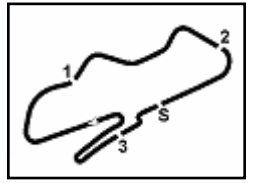
02/07/2023

These data/results cannot be reproduced, stored and/or transmitted in whole or in part by any manner of electronic, mechanical, photocopying, recording, broadcasting or otherwise now known or herein after developed without the previous express consent by the copyright owner, except for reproduction in daily press and regular printed publications on sale to the public within 60 days of the event related to those data/results and always provided that copyright symbol appears together as follows below.

© DORNA WSBK ORGANIZATION Srl 2023

FICR PERUGIA TIMING





Donington Park 4.023 m

Prosecco DOC UK Round, 30 June - 2 July 2023

Lap Chart Race 2

2 / 4

Lap 1

1	1 A.Bautista	1'29.795
2	54 T.Razgatlioglu	0.323
3	65 J.Rea	0.536
4	55 A.Locatelli	0.857
5	31 G.Gerloff	1.471
6	22 A.Lowes	1.702
7	9 D.Petrucci	2.000
8	45 S.Redding	2.213
9	77 D.Aegerter	2.490
10	97 X.Vierge	3.039
11	5 P.Oettl	3.178
12	47 A.Bassani	3.407
13	7 I.Lecuona	3.907
14	28 B.Ray	3.942
15	87 R.Gardner	3.967
16	53 T.Rabat	4.280
17	35 H.Syahrin	4.533
18	32 I.Vinales	5.137
19	51 E.Granado	5.518
20	52 O.Konig	5.817
21	34 L.Baldassarri	37.105

3	1 A.Bautista	0.616
4	55 A.Locatelli	1.104
5	31 G.Gerloff	1.675
6	22 A.Lowes	2.022
7	9 D.Petrucci	2.407
8	45 S.Redding	3.183
9	77 D.Aegerter	3.593
10	47 A.Bassani	4.245
11	5 P.Oettl	4.393
12	97 X.Vierge	5.907
13	87 R.Gardner	6.006
14	28 B.Ray	6.519
15	7 I.Lecuona	8.750
16	35 H.Syahrin	10.280
17	53 T.Rabat	10.665
18	32 I.Vinales	11.453
19	51 E.Granado	13.523
20	52 O.Konig	13.669
21	34 L.Baldassarri	42.401

7	9 D.Petrucci	2.179
8	45 S.Redding	3.366
9	77 D.Aegerter	3.974
10	47 A.Bassani	4.164
11	5 P.Oettl	4.836
12	87 R.Gardner	7.663
13	97 X.Vierge	8.118
14	28 B.Ray	8.674
15	7 I.Lecuona	10.765
16	35 H.Syahrin	14.668
17	53 T.Rabat	15.437
18	32 I.Vinales	15.875
19	51 E.Granado	22.077
20	52 O.Konig	22.243
21	34 L.Baldassarri	45.856

11	5 P.Oettl	5.834
12	87 R.Gardner	9.957
13	97 X.Vierge	10.403
14	28 B.Ray	10.864
15	7 I.Lecuona	13.347
16	35 H.Syahrin	19.746
17	32 I.Vinales	22.242
18	53 T.Rabat	22.768
19	52 O.Konig	30.739
20	51 E.Granado	32.085
21	34 L.Baldassarri	50.222

Lap 11

1	54 T.Razgatlioglu	15'58.424
2	1 A.Bautista	0.236
3	65 J.Rea	1.357
4	22 A.Lowes	1.719
5	55 A.Locatelli	2.323
6	9 D.Petrucci	3.976
7	31 G.Gerloff	4.056
8	45 S.Redding	4.316
9	47 A.Bassani	4.696
10	77 D.Aegerter	5.796
11	5 P.Oettl	6.395
12	87 R.Gardner	11.448
13	97 X.Vierge	11.934
14	28 B.Ray	12.260
15	7 I.Lecuona	14.525
16	35 H.Syahrin	21.776
17	32 I.Vinales	24.542
18	53 T.Rabat	25.081
19	52 O.Konig	33.730
20	51 E.Granado	34.631
21	34 L.Baldassarri	52.369

Lap 2

1	54 T.Razgatlioglu	2'56.634
2	65 J.Rea	0.183
3	1 A.Bautista	0.564
4	55 A.Locatelli	0.736
5	31 G.Gerloff	1.501
6	22 A.Lowes	1.711
7	9 D.Petrucci	2.286
8	45 S.Redding	2.615
9	77 D.Aegerter	3.043
10	5 P.Oettl	3.484
11	47 A.Bassani	4.053
12	97 X.Vierge	4.433
13	87 R.Gardner	4.763
14	28 B.Ray	5.106
15	7 I.Lecuona	6.420
16	53 T.Rabat	6.668
17	35 H.Syahrin	6.902
18	32 I.Vinales	7.449
19	51 E.Granado	8.151
20	52 O.Konig	8.732
21	34 L.Baldassarri	39.909

Lap 5

1	54 T.Razgatlioglu	7'17.244
2	65 J.Rea	0.195
3	1 A.Bautista	0.454
4	55 A.Locatelli	1.002
5	31 G.Gerloff	1.406
6	22 A.Lowes	1.746
7	9 D.Petrucci	2.267
8	45 S.Redding	3.460
9	77 D.Aegerter	3.848
10	47 A.Bassani	4.067
11	5 P.Oettl	4.718
12	87 R.Gardner	6.594
13	97 X.Vierge	6.936
14	28 B.Ray	7.498
15	7 I.Lecuona	9.579
16	35 H.Syahrin	11.665
17	53 T.Rabat	12.205
18	32 I.Vinales	12.962
19	51 E.Granado	16.124
20	52 O.Konig	16.335
21	34 L.Baldassarri	43.817

Lap 8

1	54 T.Razgatlioglu	11'38.311
2	65 J.Rea	0.193
3	1 A.Bautista	0.525
4	22 A.Lowes	1.273
5	55 A.Locatelli	1.542
6	31 G.Gerloff	2.146
7	9 D.Petrucci	2.460
8	45 S.Redding	3.298
9	47 A.Bassani	4.091
10	77 D.Aegerter	4.355
11	5 P.Oettl	5.051
12	87 R.Gardner	8.169
13	97 X.Vierge	8.758
14	28 B.Ray	9.191
15	7 I.Lecuona	11.361
16	35 H.Syahrin	16.405
17	53 T.Rabat	17.581
18	32 I.Vinales	17.934
19	52 O.Konig	25.168
20	51 E.Granado	25.463
21	34 L.Baldassarri	46.934

Lap 12

1	54 T.Razgatlioglu	17'25.397
2	1 A.Bautista	0.102
3	65 J.Rea	1.744
4	22 A.Lowes	1.991
5	55 A.Locatelli	2.635
6	9 D.Petrucci	3.824
7	31 G.Gerloff	4.273
8	45 S.Redding	4.443
9	47 A.Bassani	4.732
10	77 D.Aegerter	5.892
11	5 P.Oettl	6.424
12	87 R.Gardner	12.689
13	97 X.Vierge	12.974
14	28 B.Ray	13.234
15	7 I.Lecuona	15.261
16	35 H.Syahrin	23.383
17	32 I.Vinales	26.399
18	53 T.Rabat	27.373
19	52 O.Konig	36.670
20	51 E.Granado	37.221
21	34 L.Baldassarri	54.433

Lap 3

1	54 T.Razgatlioglu	4'23.564
2	65 J.Rea	0.217
3	1 A.Bautista	0.641
4	55 A.Locatelli	0.921
5	31 G.Gerloff	1.563
6	22 A.Lowes	1.938
7	9 D.Petrucci	2.214
8	45 S.Redding	2.913
9	77 D.Aegerter	3.296
10	5 P.Oettl	3.791
11	47 A.Bassani	4.111
12	97 X.Vierge	5.035
13	87 R.Gardner	5.213
14	28 B.Ray	5.575
15	7 I.Lecuona	7.781
16	35 H.Syahrin	8.471
17	53 T.Rabat	8.743
18	32 I.Vinales	9.234
19	51 E.Granado	10.454
20	52 O.Konig	11.058
21	34 L.Baldassarri	40.914

Lap 6

1	54 T.Razgatlioglu	8'44.624
2	65 J.Rea	0.256
3	1 A.Bautista	0.443
4	55 A.Locatelli	0.881
5	22 A.Lowes	1.501
6	31 G.Gerloff	1.710
7	9 D.Petrucci	1.952
8	45 S.Redding	3.137
9	77 D.Aegerter	3.665
10	47 A.Bassani	3.875
11	5 P.Oettl	4.601
12	87 R.Gardner	6.843
13	97 X.Vierge	7.224
14	28 B.Ray	7.839
15	7 I.Lecuona	9.943
16	35 H.Syahrin	13.067
17	53 T.Rabat	13.665
18	32 I.Vinales	14.081
19	51 E.Granado	19.008
20	52 O.Konig	19.145
21	34 L.Baldassarri	44.477

Lap 9

1	54 T.Razgatlioglu	13'05.043
2	65 J.Rea	0.290
3	1 A.Bautista	0.535
4	22 A.Lowes	1.057
5	55 A.Locatelli	1.698
6	31 G.Gerloff	2.568
7	9 D.Petrucci	2.808
8	45 S.Redding	3.467
9	47 A.Bassani	4.136
10	77 D.Aegerter	4.912
11	5 P.Oettl	5.282
12	87 R.Gardner	8.804
13	97 X.Vierge	9.448
14	28 B.Ray	10.185
15	7 I.Lecuona	12.280
16	35 H.Syahrin	18.047
17	53 T.Rabat	20.079
18	32 I.Vinales	20.356
19	52 O.Konig	28.007
20	51 E.Granado	29.147
21	34 L.Baldassarri	48.835

Lap 13

1	54 T.Razgatlioglu	18'52.867
2	1 A.Bautista	0.132
3	65 J.Rea	1.480
4	22 A.Lowes	1.846
5	55 A.Locatelli	2.403
6	9 D.Petrucci	3.020
7	45 S.Redding	3.931
8	47 A.Bassani	4.211
9	31 G.Gerloff	4.564
10	77 D.Aegerter	5.788
11	5 P.Oettl	6.046
12	87 R.Gardner	13.065
13	28 B.Ray	13.398
14	97 X.Vierge	13.751

Lap 4

1	54 T.Razgatlioglu	5'50.255
2	65 J.Rea	0.206

Lap 7

1	54 T.Razgatlioglu	10'11.420
2	65 J.Rea	0.389
3	1 A.Bautista	0.612
4	55 A.Locatelli	1.137
5	22 A.Lowes	1.380
6	31 G.Gerloff	1.965

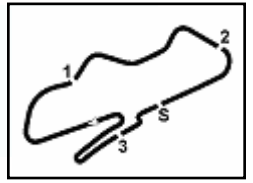
02/07/2023

These data/results cannot be reproduced, stored and/or transmitted in whole or in part by any manner of electronic, mechanical, photocopying, recording, broadcasting or otherwise now known or herein after developed without the previous express consent by the copyright owner, except for reproduction in daily press and regular printed publications on sale to the public within 60 days of the event related to those data/results and always provided that copyright symbol appears together as follows below.

© DORNA WSBK ORGANIZATION Srl 2023

FICR PERUGIA TIMING





Donington Park 4.023 m

3 / 4

Prosecco DOC UK Round, 30 June - 2 July 2023

Lap Chart Race 2

15	7	I.Lecuona	15.367
16	35	H.Syahrin	24.562
17	32	I.Vinales	27.797
18	53	T.Rabat	29.240
19	52	O.Konig	38.554
20	51	E.Granado	39.509
21	34	L.Baldassarri	55.403

20	34	L.Baldassarri	1'01.487
----	----	---------------	----------

5	65	J.Rea	8.290
6	22	A.Lowes	8.764
7	55	A.Locatelli	9.192
8	47	A.Bassani	9.573
9	31	G.Gerloff	10.311
10	5	P.Oetli	11.652
11	77	D.Aegerter	14.888
12	87	R.Gardner	21.696
13	28	B.Ray	22.114
14	7	I.Lecuona	23.064
15	35	H.Syahrin	42.490
16	32	I.Vinales	44.910
17	52	O.Konig	59.322
18	51	E.Granado	1'02.740
19	34	L.Baldassarri	1'08.885

Lap 14			
1	1	A.Bautista	20'19.444
2	54	T.Razgatlioglu	0.358
3	65	J.Rea	2.237
4	22	A.Lowes	2.585
5	55	A.Locatelli	3.196
6	9	D.Petrucci	3.429
7	45	S.Redding	4.465
8	47	A.Bassani	4.563
9	31	G.Gerloff	5.159
10	77	D.Aegerter	6.239
11	5	P.Oetli	6.500
12	87	R.Gardner	13.985
13	28	B.Ray	14.196
14	7	I.Lecuona	16.196
15	35	H.Syahrin	27.332
16	32	I.Vinales	30.176
17	53	T.Rabat	31.982
18	97	X.Vierge	40.233
19	52	O.Konig	41.493
20	51	E.Granado	42.478
21	34	L.Baldassarri	57.325

Lap 17			
1	1	A.Bautista	24'37.995
2	54	T.Razgatlioglu	0.822
3	65	J.Rea	5.700
4	9	D.Petrucci	5.901
5	22	A.Lowes	6.210
6	45	S.Redding	6.673
7	55	A.Locatelli	7.043
8	47	A.Bassani	7.470
9	31	G.Gerloff	7.908
10	5	P.Oetli	9.378
11	77	D.Aegerter	10.184
12	87	R.Gardner	18.330
13	28	B.Ray	18.749
14	7	I.Lecuona	19.768
15	35	H.Syahrin	35.419
16	32	I.Vinales	37.503
17	53	T.Rabat	40.904
18	52	O.Konig	50.793
19	51	E.Granado	52.506
20	34	L.Baldassarri	1'03.336

Lap 21			
1	1	A.Bautista	30'24.151
2	54	T.Razgatlioglu	2.800
3	9	D.Petrucci	7.557
4	45	S.Redding	9.052
5	65	J.Rea	9.296
6	22	A.Lowes	9.570
7	55	A.Locatelli	9.747
8	47	A.Bassani	9.987
9	31	G.Gerloff	10.842
10	5	P.Oetli	12.748
11	77	D.Aegerter	16.356
12	87	R.Gardner	22.666
13	28	B.Ray	23.164
14	7	I.Lecuona	23.988
15	35	H.Syahrin	45.014
16	32	I.Vinales	47.540
17	52	O.Konig	1'02.195
18	51	E.Granado	1'05.693
19	34	L.Baldassarri	1'10.696

Lap 18			
1	1	A.Bautista	26'04.492
2	54	T.Razgatlioglu	1.069
3	9	D.Petrucci	6.489
4	65	J.Rea	6.808
5	45	S.Redding	7.032
6	22	A.Lowes	7.358
7	55	A.Locatelli	7.831
8	47	A.Bassani	8.077
9	31	G.Gerloff	8.663
10	5	P.Oetli	9.944
11	77	D.Aegerter	11.376
12	87	R.Gardner	19.353
13	28	B.Ray	19.928
14	7	I.Lecuona	20.876
15	35	H.Syahrin	37.760
16	32	I.Vinales	39.862
17	53	T.Rabat	50.686
18	52	O.Konig	53.451
19	51	E.Granado	55.954
20	34	L.Baldassarri	1'04.943

Lap 22			
1	1	A.Bautista	31'51.175
2	54	T.Razgatlioglu	2.650
3	9	D.Petrucci	7.936
4	45	S.Redding	9.198
5	65	J.Rea	9.506
6	22	A.Lowes	9.960
7	47	A.Bassani	10.292
8	55	A.Locatelli	10.537
9	31	G.Gerloff	11.036
10	5	P.Oetli	14.317
11	77	D.Aegerter	17.697
12	87	R.Gardner	23.762
13	28	B.Ray	24.052
14	7	I.Lecuona	24.543
15	35	H.Syahrin	48.163
16	32	I.Vinales	50.201
17	52	O.Konig	1'05.224
18	51	E.Granado	1'08.928
19	34	L.Baldassarri	1'12.643

Lap 15			
1	1	A.Bautista	21'45.533
2	54	T.Razgatlioglu	0.531
3	65	J.Rea	3.510
4	22	A.Lowes	3.845
5	9	D.Petrucci	4.647
6	55	A.Locatelli	4.937
7	45	S.Redding	5.219
8	47	A.Bassani	5.620
9	31	G.Gerloff	6.367
10	77	D.Aegerter	7.799
11	5	P.Oetli	7.800
12	87	R.Gardner	15.676
13	28	B.Ray	15.991
14	7	I.Lecuona	17.623
15	35	H.Syahrin	30.297
16	32	I.Vinales	32.750
17	53	T.Rabat	34.954
18	52	O.Konig	44.804
19	51	E.Granado	45.948
20	34	L.Baldassarri	59.535

Lap 19			
1	1	A.Bautista	27'30.938
2	54	T.Razgatlioglu	1.395
3	9	D.Petrucci	6.698
4	45	S.Redding	7.524
5	65	J.Rea	7.767
6	22	A.Lowes	8.322
7	55	A.Locatelli	8.594
8	47	A.Bassani	8.812
9	31	G.Gerloff	9.827
10	5	P.Oetli	10.761
11	77	D.Aegerter	13.210
12	87	R.Gardner	20.643
13	28	B.Ray	21.040
14	7	I.Lecuona	22.076
15	35	H.Syahrin	40.249
16	32	I.Vinales	42.438
17	52	O.Konig	56.559
18	51	E.Granado	59.565
19	34	L.Baldassarri	1'07.183

Lap 16			
1	1	A.Bautista	23'11.775
2	54	T.Razgatlioglu	0.571
3	65	J.Rea	4.452
4	22	A.Lowes	4.859
5	9	D.Petrucci	5.129
6	45	S.Redding	5.862
7	55	A.Locatelli	6.236
8	47	A.Bassani	6.433
9	31	G.Gerloff	7.118
10	5	P.Oetli	8.585
11	77	D.Aegerter	9.231
12	87	R.Gardner	16.923
13	28	B.Ray	17.318
14	7	I.Lecuona	18.676
15	35	H.Syahrin	32.937
16	32	I.Vinales	34.928
17	53	T.Rabat	37.734
18	52	O.Konig	47.818
19	51	E.Granado	49.256

Lap 20			
1	1	A.Bautista	28'57.539
2	54	T.Razgatlioglu	2.147
3	9	D.Petrucci	7.129
4	45	S.Redding	8.124

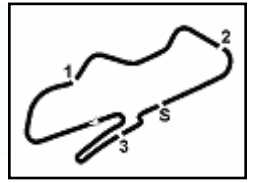
02/07/2023

These data/results cannot be reproduced, stored and/or transmitted in whole or in part by any manner of electronic, mechanical, photocopying, recording, broadcasting or otherwise now known or herein after developed without the previous express consent by the copyright owner, except for reproduction in daily press and regular printed publications on sale to the public within 60 days of the event related to those data/results and always provided that copyright symbol appears together as follows below.

© DORNA WSBK ORGANIZATION Srl 2023

FICR PERUGIA TIMING





Donington Park 4.023 m

4 / 4

Prosecco DOC UK Round, 30 June - 2 July 2023 Lap Chart Race 2

Race Pace Comparison

	1 Bau	54 Raz	9 Pet	45 Red	65 Rea	22 Low	47 Bas	55 Loc	31 Ger	5 Oet	77 Aeg	87 Gar	28 Ray	7 Lec
1	1'29.795	1'30.118	1'31.795	1'32.008	1'30.331	1'31.497	1'33.202	1'30.652	1'31.266	1'32.973	1'32.285	1'33.762	1'33.737	1'33.702
2	1'27.403	1'26.516	1'27.125	1'27.241	1'26.486	1'26.848	1'27.485	1'26.718	1'26.869	1'27.145	1'27.392	1'27.635	1'28.003	1'29.352
3	1'27.007	1'26.930	1'26.858	1'27.228	1'26.964	1'27.157	1'26.988	1'27.115	1'26.992	1'27.237	1'27.183	1'27.380	1'27.399	1'28.291
4	1'26.666	1'26.691	1'26.884	1'26.961	1'26.680	1'26.775	1'26.825	1'26.874	1'26.803	1'27.293	1'26.988	1'27.484	1'27.635	1'27.660
5	1'26.827	1'26.989	1'26.849	1'27.266	1'26.978	1'26.713	1'26.811	1'26.887	1'26.720	1'27.314	1'27.244	1'27.577	1'27.968	1'27.818
6	1'27.369	1'27.380	1'27.065	1'27.057	1'27.441	1'27.135	1'27.188	1'27.259	1'27.684	1'27.263	1'27.197	1'27.629	1'27.721	1'27.744
7	1'26.965	1'26.796	1'27.023	1'27.025	1'26.929	1'26.675	1'27.085	1'27.052	1'27.051	1'27.031	1'27.105	1'27.616	1'27.631	1'27.618
8	1'26.804	1'26.891	1'27.172	1'26.823	1'26.695	1'26.784	1'26.818	1'27.296	1'27.072	1'27.106	1'27.272	1'27.397	1'27.408	1'27.487
9	1'26.742	1'26.732	1'27.080	1'26.901	1'26.829	1'26.516	1'26.777	1'26.888	1'27.154	1'26.963	1'27.289	1'27.367	1'27.726	1'27.651
10	1'26.682	1'26.736	1'27.250	1'27.221	1'27.472	1'26.964	1'26.947	1'26.897	1'27.114	1'27.288	1'27.110	1'27.889	1'27.415	1'27.803
11	1'26.400	1'26.645	1'27.299	1'27.009	1'26.976	1'27.079	1'26.994	1'27.109	1'27.755	1'27.206	1'27.155	1'28.136	1'28.041	1'27.823
12	1'26.839	1'26.973	1'26.821	1'27.100	1'27.360	1'27.245	1'27.009	1'27.285	1'27.190	1'27.002	1'27.069	1'28.214	1'27.947	1'27.709
13	1'27.500	1'27.470	1'26.666	1'26.958	1'27.206	1'27.325	1'26.949	1'27.238	1'27.761	1'27.092	1'27.366	1'27.846	1'27.634	1'27.576
14	1'26.445	1'26.935	1'26.986	1'27.111	1'27.334	1'27.316	1'26.929	1'27.370	1'27.172	1'27.031	1'27.028	1'27.497	1'27.375	1'27.406
15	1'26.089	1'26.262	1'27.307	1'26.843	1'27.362	1'27.349	1'27.146	1'27.830	1'27.297	1'27.389	1'27.649	1'27.780	1'27.884	1'27.516
16	1'26.242	1'26.282	1'26.724	1'26.885	1'27.184	1'27.256	1'27.055	1'27.541	1'26.993	1'27.027	1'27.674	1'27.489	1'27.569	1'27.295
17	1'26.220	1'26.471	1'26.992	1'27.031	1'27.468	1'27.571	1'27.257	1'27.027	1'27.010	1'27.013	1'27.173	1'27.627	1'27.651	1'27.312
18	1'26.497	1'26.744	1'27.085	1'26.856	1'27.605	1'27.645	1'27.104	1'27.285	1'27.252	1'27.063	1'27.689	1'27.520	1'27.676	1'27.605
19	1'26.446	1'26.772	1'26.655	1'26.938	1'27.405	1'27.410	1'27.181	1'27.209	1'27.610	1'27.263	1'28.280	1'27.736	1'27.558	1'27.646
20	1'26.601	1'27.353	1'27.032	1'27.201	1'27.124	1'27.043	1'27.362	1'27.199	1'27.085	1'27.492	1'28.279	1'27.654	1'27.675	1'27.589
21	1'26.612	1'27.265	1'27.040	1'27.540	1'27.618	1'27.418	1'27.026	1'27.167	1'27.143	1'27.708	1'28.080	1'27.582	1'27.662	1'27.536
22	1'27.024	1'26.874	1'27.403	1'27.170	1'27.234	1'27.414	1'27.329	1'27.814	1'27.218	1'28.593	1'28.365	1'28.120	1'27.912	1'27.579

	35 Sya	32 Vin	52 Kon	51 Gra	34 Bal	53 Rab	97 Vie
1	1'34.328	1'34.932	1'35.612	1'35.313	2'06.900	1'34.075	1'32.834
2	1'29.208	1'29.151	1'29.754	1'29.472	1'29.643	1'29.227	1'28.233
3	1'28.499	1'28.715	1'29.256	1'29.233	1'27.935	1'29.005	1'27.532
4	1'28.500	1'28.910	1'29.302	1'29.760	1'28.178	1'28.613	1'27.563
5	1'28.374	1'28.498	1'29.655	1'29.590	1'28.405	1'28.529	1'28.018
6	1'28.782	1'28.499	1'30.190	1'30.264	1'28.040	1'28.840	1'27.668
7	1'28.397	1'28.590	1'29.894	1'29.865	1'28.175	1'28.568	1'27.690
8	1'28.628	1'28.950	1'29.816	1'30.277	1'27.969	1'29.035	1'27.531
9	1'28.374	1'29.154	1'29.571	1'30.416	1'28.633	1'29.230	1'27.422
10	1'28.435	1'28.622	1'29.468	1'29.674	1'28.123	1'29.425	1'27.691
11	1'28.675	1'28.945	1'29.636	1'29.191	1'28.792	1'28.958	1'28.176
12	1'28.580	1'28.830	1'29.913	1'29.563	1'29.037	1'29.265	1'28.013
13	1'28.649	1'28.868	1'29.354	1'29.758	1'28.440	1'29.337	1'28.247
14	1'29.347	1'28.956	1'29.516	1'29.546	1'28.499	1'29.319	1'53.059
15	1'29.054	1'28.663	1'29.400	1'29.559	1'28.299	1'29.061	
16	1'28.882	1'28.420	1'29.256	1'29.550	1'28.194	1'29.022	
17	1'28.702	1'28.795	1'29.195	1'29.470	1'28.069	1'29.390	
18	1'28.838	1'28.856	1'29.155	1'29.945	1'28.104	1'36.279	
19	1'28.935	1'29.022	1'29.554	1'30.057	1'28.686		
20	1'28.842	1'29.073	1'29.364	1'29.776	1'28.303		
21	1'29.136	1'29.242	1'29.485	1'29.565	1'28.423		
22	1'30.173	1'29.685	1'30.053	1'30.259	1'28.971		

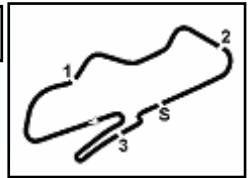
02/07/2023

These data/results cannot be reproduced, stored and/or transmitted in whole or in part by any manner of electronic, mechanical, photocopying, recording, broadcasting or otherwise now known or herein after developed without the previous express consent by the copyright owner, except for reproduction in daily press and regular printed publications on sale to the public within 60 days of the event related to those data/results and always provided that copyright symbol appears together as follows below.

© DORNA WSBK ORGANIZATION Srl 2023

FICR PERUGIA TIMING





Donington Park 4.023 m

Prosecco DOC UK Round, 30 June - 2 July 2023

Best Sectors & Speed Race 2

RESULTS

Pos	Rank	Name	Team	Laps
1	1	A. BAUTISTA	Ducati Panigale V4R	22
2	54	T. RAZGATLIOGLU	Yamaha YZF R1	2.650
3	9	D. PETRUCCI	Ducati Panigale V4R	7.936
4	45	S. REDDING	BMW M1000 RR	9.198
5	65	J. REA	Kawasaki ZX-10RR	9.506
6	22	A. LOWES	Kawasaki ZX-10RR	9.960
7	47	A. BASSANI	Ducati Panigale V4R	10.292
8	55	A. LOCATELLI	Yamaha YZF R1	10.537
9	31	G. GERLOFF	BMW M1000 RR	11.036
10	5	P. OETTL	Ducati Panigale V4R	14.317
11	77	D. AEGERTER	Yamaha YZF R1	17.697
12	87	R. GARDNER	Yamaha YZF R1	23.762
13	28	B. RAY	Yamaha YZF R1	24.052
14	7	I. LECUONA	Honda CBR1000 RR-R	24.543
15	35	H. SYHRIN	Honda CBR1000 RR-R	48.163
16	32	I. VINALES	Kawasaki ZX-10RR	50.201
17	52	D. KONIG	Kawasaki ZX-10RR	1'05.224
18	51	E. GRANADO	Honda CBR1000 RR-R	1'08.928
19	34	L. BALDASSARRI	Yamaha YZF R1	1'12.643
RET	53	T. RABAT	Kawasaki ZX-10RR	4 Laps
RET	97	X. VIERGE	Honda CBR1000 RR-R	8 Laps
RET	21	M. RINALDI	Ducati Panigale V4R	
RET	66	T. SYKES	BMW M1000 RR	
RET	76	L. BAZ	BMW M1000 RR	

SPEED

Pos	Rank	Name	Team	Speed
1	47	A. BASSANI	Ducati Panigale V4R	276,9
2	1	A. BAUTISTA	Ducati Panigale V4R	276,2
3	31	G. GERLOFF	BMW M1000 RR	274,8
4	9	D. PETRUCCI	Ducati Panigale V4R	274,8
5	7	I. LECUONA	Honda CBR1000 RR-R	274,1
6	45	S. REDDING	BMW M1000 RR	272,0
7	77	D. AEGERTER	Yamaha YZF R1	272,0
8	97	X. VIERGE	Honda CBR1000 RR-R	272,0
9	5	P. OETTL	Ducati Panigale V4R	272,0
10	55	A. LOCATELLI	Yamaha YZF R1	270,7
11	22	A. LOWES	Kawasaki ZX-10RR	270,7
12	35	H. SYHRIN	Honda CBR1000 RR-R	270,0
13	87	R. GARDNER	Yamaha YZF R1	270,0
14	28	B. RAY	Yamaha YZF R1	269,3
15	65	J. REA	Kawasaki ZX-10RR	269,3
16	54	T. RAZGATLIOGLU	Yamaha YZF R1	268,0
17	51	E. GRANADO	Honda CBR1000 RR-R	266,7
18	53	T. RABAT	Kawasaki ZX-10RR	264,7
19	52	D. KONIG	Kawasaki ZX-10RR	264,1
20	32	I. VINALES	Kawasaki ZX-10RR	264,1
21	34	L. BALDASSARRI	Yamaha YZF R1	262,8

SEG. 1

1	1	A. BAUTISTA	18.251
2	9	D. PETRUCCI	18.393
3	22	A. LOWES	18.408
4	54	T. RAZGATLIOGLU	18.442
5	77	D. AEGERTER	18.452
6	65	J. REA	18.471
7	28	B. RAY	18.485
8	55	A. LOCATELLI	18.485
9	5	P. OETTL	18.485
10	47	A. BASSANI	18.487
11	45	S. REDDING	18.500
12	31	G. GERLOFF	18.502
13	87	R. GARDNER	18.559
14	97	X. VIERGE	18.659
15	7	I. LECUONA	18.670
16	34	L. BALDASSARRI	18.692
17	53	T. RABAT	18.848
18	35	H. SYHRIN	18.889
19	32	I. VINALES	18.921
20	51	E. GRANADO	18.947
21	52	D. KONIG	19.045

SEG. 2

1	22	A. LOWES	23.675
2	54	T. RAZGATLIOGLU	23.698
3	9	D. PETRUCCI	23.771
4	1	A. BAUTISTA	23.815
5	65	J. REA	23.844
6	47	A. BASSANI	23.846
7	5	P. OETTL	23.878
8	55	A. LOCATELLI	23.895
9	31	G. GERLOFF	23.898
10	87	R. GARDNER	23.957
11	77	D. AEGERTER	23.975
12	7	I. LECUONA	23.977
13	45	S. REDDING	23.984
14	97	X. VIERGE	24.075
15	28	B. RAY	24.109
16	34	L. BALDASSARRI	24.200
17	35	H. SYHRIN	24.317
18	32	I. VINALES	24.345
19	53	T. RABAT	24.451
20	52	D. KONIG	24.520
21	51	E. GRANADO	24.605

SEG. 3

1	1	A. BAUTISTA	21.535
2	65	J. REA	21.561
3	22	A. LOWES	21.589
4	9	D. PETRUCCI	21.601
5	31	G. GERLOFF	21.608
6	45	S. REDDING	21.623
7	55	A. LOCATELLI	21.630
8	47	A. BASSANI	21.641
9	54	T. RAZGATLIOGLU	21.690
10	5	P. OETTL	21.701
11	7	I. LECUONA	21.718
12	77	D. AEGERTER	21.733
13	87	R. GARDNER	21.814
14	97	X. VIERGE	21.863
15	28	B. RAY	21.886
16	53	T. RABAT	22.130
17	32	I. VINALES	22.133
18	35	H. SYHRIN	22.207
19	34	L. BALDASSARRI	22.207
20	52	D. KONIG	22.220
21	51	E. GRANADO	22.385

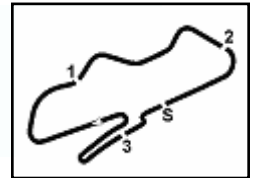
SEG. 4

1	54	T. RAZGATLIOGLU	22.272
2	1	A. BAUTISTA	22.309
3	55	A. LOCATELLI	22.474
4	22	A. LOWES	22.476
5	47	A. BASSANI	22.514
6	65	J. REA	22.518
7	9	D. PETRUCCI	22.522
8	45	S. REDDING	22.524
9	34	L. BALDASSARRI	22.532
10	31	G. GERLOFF	22.542
11	77	D. AEGERTER	22.587
12	5	P. OETTL	22.611
13	28	B. RAY	22.655
14	7	I. LECUONA	22.678
15	97	X. VIERGE	22.704
16	87	R. GARDNER	22.710
17	32	I. VINALES	22.757
18	35	H. SYHRIN	22.796
19	53	T. RABAT	22.844
20	52	D. KONIG	23.041
21	51	E. GRANADO	23.177

02/07/2023

These data/results cannot be reproduced, stored and/or transmitted in whole or in part by any manner of electronic, mechanical, photocopying, recording, broadcasting or otherwise now known or herein after developed without the previous express consent by the copyright owner, except for reproduction in daily press and regular printed publications on sale to the public within 60 days of the event related to those data/results and always provided that copyright symbol appears together as follows below.

© DORNA WSBK ORGANIZATION Srl 2023



Prosecco DOC UK Round, 30 June - 2 July 2023

Chronological Analysis Race 2

Start at 16:24'12.837

1 / 5

1° 1 A. BAUTISTA [1'26.089]							
Lap	Seg1	Seg2	Seg3	Seg4	Lap Time	km/h	Local Time
1		24.061	21.799	22.436	1'29.795	272,0	16:25'42.632
2	18.414	23.950	21.721	23.318	1'27.403	273,4	16:27'10.035
3	18.539	23.825	21.857	22.786	1'27.007	274,8	16:28'37.042
4	18.495	23.913	21.603	22.655	1'26.666	276,2	16:30'03.708
5	18.499	23.967	21.800	22.561	1'26.827	270,0	16:31'30.535
6	18.542	24.154	21.884	22.789	1'27.369	270,7	16:32'57.904
7	18.542	24.165	21.676	22.582	1'26.965	274,1	16:34'24.869
8	18.466	23.905	21.783	22.650	1'26.804	274,8	16:35'51.673
9	18.459	24.067	21.535	22.681	1'26.742	276,2	16:37'18.415
10	18.506	23.962	21.736	22.478	1'26.682	272,7	16:38'45.097
11	18.469	23.819	21.680	22.432	1'26.400	275,5	16:40'11.497
12	18.555	23.889	21.789	22.606	1'26.839	269,3	16:41'38.336
13	18.525	24.537	21.973	22.465	1'27.500	270,0	16:43'05.836
14	18.365	23.875	21.786	22.419	1'26.445	270,7	16:44'32.281
15	18.319	23.822	21.639	22.309	1'26.089	270,7	16:45'58.370
16	18.390	23.815	21.710	22.327	1'26.242	274,1	16:47'24.612
17	18.251	23.984	21.666	22.319	1'26.220	274,8	16:48'50.832
18	18.373	23.908	21.765	22.451	1'26.497	273,4	16:50'17.329
19	18.401	23.897	21.651	22.497	1'26.446	270,7	16:51'43.775
20	18.488	23.932	21.816	22.365	1'26.601	273,4	16:53'10.376
21	18.345	24.067	21.772	22.428	1'26.612	273,4	16:54'36.988
22	18.373	23.969	21.792	22.890	1'27.024	274,1	16:56'04.012

Race Time 31'51.175

12	18.446	23.992	21.802	22.581	1'26.821	268,7	16:41'42.058
13	18.473	23.771	21.765	22.657	1'26.666	268,0	16:43'08.724
14	18.505	23.896	21.826	22.759	1'26.986	270,7	16:44'35.710
15	18.440	24.063	22.236	22.568	1'27.307	274,8	16:46'03.017
16	18.393	23.820	21.795	22.716	1'26.724	273,4	16:47'29.741
17	18.497	24.024	21.853	22.618	1'26.992	274,1	16:48'56.733
18	18.582	24.104	21.798	22.601	1'27.085	266,0	16:50'23.818
19	18.468	23.901	21.764	22.522	1'26.655	266,7	16:51'50.473
20	18.510	24.060	21.811	22.651	1'27.032	266,0	16:53'17.505
21	18.514	24.008	21.818	22.700	1'27.040	268,0	16:54'44.545
22	18.615	24.045	21.806	22.937	1'27.403	264,7	16:56'11.948

Race Time 31'59.111

2° 54 T. RAZGATLIOGLU [1'26.262]							
Lap	Seg1	Seg2	Seg3	Seg4	Lap Time	km/h	Local Time
1		24.193	21.841	22.387	1'30.118	268,0	16:25'42.955
2	18.546	23.698	21.690	22.582	1'26.516	266,0	16:27'09.471
3	18.549	23.862	21.932	22.587	1'26.930	264,1	16:28'36.401
4	18.520	23.905	21.792	22.474	1'26.691	262,8	16:30'03.092
5	18.704	23.918	21.796	22.571	1'26.989	264,1	16:31'30.081
6	18.650	24.188	22.019	22.523	1'27.380	262,1	16:32'57.461
7	18.599	23.871	21.847	22.479	1'26.796	261,5	16:34'24.257
8	18.589	23.950	21.855	22.497	1'26.891	262,1	16:35'51.148
9	18.594	23.848	21.799	22.491	1'26.732	258,4	16:37'17.880
10	18.593	23.869	21.854	22.420	1'26.736	261,5	16:38'44.616
11	18.524	23.910	21.739	22.472	1'26.645	263,4	16:40'11.261
12	18.646	23.856	21.851	22.620	1'26.973	262,1	16:41'38.234
13	18.725	24.260	21.999	22.486	1'27.470	260,9	16:43'05.704
14	18.631	23.945	21.927	22.432	1'26.935	266,7	16:44'32.639
15	18.442	23.821	21.727	22.272	1'26.262	265,4	16:45'58.901
16	18.466	23.822	21.699	22.295	1'26.282	265,4	16:47'25.183
17	18.449	23.962	21.747	22.313	1'26.471	263,4	16:48'51.654
18	18.561	23.924	21.802	22.457	1'26.744	261,5	16:50'18.398
19	18.658	23.879	21.733	22.502	1'26.772	260,9	16:51'45.170
20	18.708	24.135	21.851	22.659	1'27.353	264,7	16:53'12.523
21	18.720	24.026	21.870	22.649	1'27.265	262,1	16:54'39.788
22	18.570	23.988	21.757	22.559	1'26.874	264,7	16:56'06.662

Race Time 31'53.825

4° 45 S. REDDING [1'26.823]							
Lap	Seg1	Seg2	Seg3	Seg4	Lap Time	km/h	Local Time
1		24.444	22.048	23.251	1'32.008	272,0	16:25'44.845
2	18.687	24.007	21.773	22.774	1'27.241	270,7	16:27'12.086
3	18.631	24.060	21.760	22.777	1'27.228	269,3	16:28'39.314
4	18.623	24.116	21.665	22.557	1'26.961	271,4	16:30'06.275
5	18.587	24.032	21.709	22.938	1'27.266	270,0	16:31'33.541
6	18.574	24.160	21.692	22.631	1'27.057	268,0	16:33'00.598
7	18.589	24.044	21.717	22.675	1'27.025	267,3	16:34'27.623
8	18.540	23.988	21.644	22.651	1'26.823	269,3	16:35'54.446
9	18.577	23.984	21.665	22.675	1'26.901	270,0	16:37'21.347
10	18.643	24.157	21.773	22.648	1'27.221	268,0	16:38'48.568
11	18.571	24.134	21.664	22.640	1'27.009	267,3	16:40'15.577
12	18.695	24.072	21.652	22.681	1'27.100	268,0	16:41'42.677
13	18.582	24.043	21.720	22.613	1'26.958	265,4	16:43'09.635
14	18.555	24.033	21.728	22.795	1'27.111	268,0	16:44'36.746
15	18.500	24.121	21.623	22.599	1'26.843	270,0	16:46'03.589
16	18.561	24.001	21.704	22.619	1'26.885	270,0	16:47'30.474
17	18.610	24.106	21.716	22.599	1'27.031	268,0	16:48'57.505
18	18.634	24.025	21.673	22.524	1'26.856	271,4	16:50'24.361
19	18.575	24.057	21.663	22.643	1'26.938	268,0	16:51'51.299
20	18.616	24.075	21.795	22.715	1'27.201	270,0	16:53'18.500
21	18.677	24.052	22.040	22.771	1'27.540	264,7	16:54'46.040
22	18.656	24.082	21.805	22.627	1'27.170	265,4	16:56'13.210

Race Time 32'00.373

3° 9 D. PETRUCCI [1'26.655]							
Lap	Seg1	Seg2	Seg3	Seg4	Lap Time	km/h	Local Time
1		24.392	22.103	23.109	1'31.795	272,0	16:25'44.632
2	18.543	24.011	21.786	22.785	1'27.125	270,7	16:27'11.757
3	18.500	23.858	21.669	22.831	1'26.858	271,4	16:28'38.615
4	18.562	23.892	21.601	22.829	1'26.884	272,7	16:30'05.499
5	18.466	23.979	21.681	22.723	1'26.849	268,7	16:31'32.348
6	18.450	24.104	21.731	22.780	1'27.065	270,7	16:32'59.413
7	18.536	24.027	21.802	22.658	1'27.023	269,3	16:34'26.436
8	18.489	24.048	21.859	22.776	1'27.172	272,0	16:35'53.608
9	18.429	23.969	21.772	22.910	1'27.080	270,0	16:37'20.688
10	18.484	24.102	21.851	22.813	1'27.250	270,0	16:38'47.938
11	18.516	24.137	21.821	22.825	1'27.299	270,0	16:40'15.237

5° 65 J. REA [1'26.486]							
Lap	Seg1	Seg2	Seg3	Seg4	Lap Time	km/h	Local Time
1		24.199	21.841	22.699	1'30.331	266,7	16:25'43.168
2	18.563	23.844	21.561	22.518	1'26.486	268,0	16:27'09.654
3	18.547	23.875	21.829	22.713	1'26.964	266,0	16:28'36.618
4	18.532	23.987	21.569	22.592	1'26.680	268,0	16:30'03.298
5	18.638	23.982	21.741	22.617	1'26.978	267,3	16:31'30.276
6	18.615	24.163	21.926	22.737	1'27.441	264,1	16:32'57.717
7	18.551	23.924	21.659	22.795	1'26.929	266,7	16:34'24.646
8	18.530	23.919	21.675	22.571	1'26.695	268,0	16:35'51.341
9	18.603	23.864	21.680	22.682	1'26.829	266,7	16:37'18.170
10	18.586	23.945	22.219	22.722	1'27.472	265,4	16:38'45.642
11	18.471	24.108	21.765	22.632	1'26.976	265,4	16:40'12.618
12	18.614	24.152	21.848	22.746	1'27.360	262,8	16:41'39.978
13	18.606	24.119	21.840	22.641	1'27.206	262,8	16:43'07.184
14	18.641	24.142	21.968	22.583	1'27.334	264,7	16:44'34.518
15	18.610	24.032	22.055	22.665	1'27.362	264,1	16:46'01.880
16	18.663	24.026	21.895	22.600	1'27.184	264,7	16:47'29.064
17	18.662	24.156	21.954	22.696	1'27.468	265,4	16:48'56.532
18	18.709	24.428	21.719	22.749	1'27.605	268,7	16:50'24.137
19	18.618	24.015	21.788	22.984	1'27.405	266,0	16:51'51.542
20	18.597	24.135	21.668	22.724	1'27.124	269,3	16:53'18.666
21	18.698	24.017	21.868	23.035	1'27.618	268,0	16:54'46.284
22	18.625	24.125	21.764	22.720	1'27.234	267,3	16:56'13.518

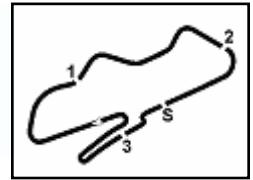
Race Time 32'00.681

02/07/2023

P = Pits In/Out - C = Lap Time Cancelled

These data/results cannot be reproduced, stored and/or transmitted in whole or in part by any manner of electronic, mechanical, photocopying, recording, broadcasting or otherwise now known or herein after developed without the previous express consent by the copyright owner, except for reproduction in daily press and regular printed publications on sale to the public within 60 days of the event related to those data/results and always provided that copyright symbol appears together as follows below.

© DORNA WSBK ORGANIZATION Srl 2023



Prosecco DOC UK Round, 30 June - 2 July 2023

Chronological Analysis Race 2

Start at 16:24'12.837

2 / 5

6° 22 A. LOWES [1'26.516]							
Lap	Seg1	Seg2	Seg3	Seg4	Lap Time	km/h	Local Time
1		24.230	22.364	22.852	1'31.497	270,7	16:25'44.334
2	18.461	24.062	21.633	22.692	1'26.848	270,7	16:27'11.182
3	18.591	23.983	21.685	22.898	1'27.157	267,3	16:28'38.339
4	18.638	23.875	21.589	22.673	1'26.775	270,0	16:30'05.114
5	18.565	23.844	21.674	22.630	1'26.713	268,0	16:31'31.827
6	18.543	24.022	21.749	22.821	1'27.135	268,0	16:32'58.962
7	18.492	23.913	21.661	22.609	1'26.675	266,7	16:34'25.637
8	18.408	24.113	21.787	22.476	1'26.784	270,7	16:35'52.421
9	18.552	23.675	21.724	22.565	1'26.516	268,0	16:37'18.937
10	18.475	23.859	21.864	22.766	1'26.964	266,7	16:38'45.901
11	18.533	24.036	21.792	22.718	1'27.079	268,7	16:40'12.980
12	18.551	24.080	21.879	22.735	1'27.245	266,7	16:41'40.225
13	18.659	24.071	21.939	22.656	1'27.325	265,4	16:43'07.550
14	18.618	23.988	22.011	22.699	1'27.316	267,3	16:44'34.866
15	18.576	24.058	21.822	22.893	1'27.349	268,0	16:46'02.215
16	18.674	24.049	21.891	22.642	1'27.256	267,3	16:47'29.471
17	18.550	24.071	22.212	22.738	1'27.571	269,3	16:48'57.042
18	18.659	24.286	21.758	22.942	1'27.645	268,0	16:50'24.687
19	18.704	24.166	21.936	22.604	1'27.410	266,7	16:51'52.097
20	18.647	24.070	21.760	22.566	1'27.043	268,0	16:53'19.140
21	18.719	24.044	21.790	22.865	1'27.418	268,7	16:54'46.558
22	18.717	24.149	21.741	22.807	1'27.414	268,7	16:56'13.972

Race Time 32'01.135

7° 47 A. BASSANI [1'26.777]							
Lap	Seg1	Seg2	Seg3	Seg4	Lap Time	km/h	Local Time
1		24.472	23.168	23.173	1'33.202	276,9	16:25'46.039
2	18.829	24.138	21.813	22.705	1'27.485	270,7	16:27'13.524
3	18.589	23.930	21.757	22.712	1'26.988	271,4	16:28'40.512
4	18.523	23.944	21.755	22.603	1'26.825	275,5	16:30'07.337
5	18.487	23.982	21.782	22.560	1'26.811	272,0	16:31'34.148
6	18.607	24.127	21.677	22.777	1'27.188	276,2	16:33'01.336
7	18.584	24.040	21.788	22.673	1'27.085	272,0	16:34'28.421
8	18.574	23.983	21.687	22.574	1'26.818	275,5	16:35'55.239
9	18.629	23.846	21.671	22.631	1'26.777	272,0	16:37'22.016
10	18.606	23.897	21.831	22.613	1'26.947	273,4	16:38'48.963
11	18.545	24.121	21.641	22.687	1'26.994	272,7	16:40'15.957
12	18.569	24.063	21.738	22.639	1'27.009	274,8	16:41'42.966
13	18.611	23.943	21.881	22.514	1'26.949	271,4	16:43'09.915
14	18.605	23.916	21.691	22.717	1'26.929	276,2	16:44'36.844
15	18.657	24.040	21.837	22.612	1'27.146	272,0	16:46'03.990
16	18.533	24.074	21.829	22.619	1'27.055	272,0	16:47'31.045
17	18.609	24.186	21.675	22.787	1'27.257	274,1	16:48'58.302
18	18.623	23.957	21.869	22.655	1'27.104	275,5	16:50'25.406
19	18.513	24.232	21.777	22.659	1'27.181	275,5	16:51'52.587
20	18.643	24.212	21.825	22.682	1'27.362	275,5	16:53'19.949
21	18.570	24.050	21.725	22.681	1'27.026	274,8	16:54'46.975
22	18.617	24.118	21.802	22.792	1'27.329	276,9	16:56'14.304

Race Time 32'01.467

8° 55 A. LOCATELLI [1'26.718]							
Lap	Seg1	Seg2	Seg3	Seg4	Lap Time	km/h	Local Time
1		24.235	21.827	22.772	1'30.652	266,7	16:25'43.489
2	18.572	23.934	21.630	22.582	1'26.718	266,0	16:27'10.207
3	18.530	23.932	21.794	22.859	1'27.115	268,0	16:28'37.322
4	18.545	23.983	21.742	22.604	1'26.874	268,0	16:30'04.196
5	18.513	23.990	21.782	22.602	1'26.887	265,4	16:31'31.083
6	18.552	24.034	21.911	22.762	1'27.259	266,0	16:32'58.342
7	18.566	24.028	21.781	22.677	1'27.052	266,0	16:34'25.394
8	18.485	24.142	22.059	22.610	1'27.296	268,0	16:35'52.690
9	18.561	23.895	21.849	22.583	1'26.888	266,7	16:37'19.578
10	18.535	23.985	21.826	22.551	1'26.897	266,0	16:38'46.475
11	18.527	24.121	21.895	22.566	1'27.109	266,7	16:40'13.584

12	18.596	24.120	21.904	22.665	1'27.285	264,1	16:41'40.869
13	18.622	24.161	21.839	22.616	1'27.238	265,4	16:43'08.107
14	18.701	24.086	21.960	22.623	1'27.370	266,7	16:44'35.477
15	18.522	24.048	22.473	22.787	1'27.830	268,0	16:46'03.307
16	18.512	24.063	21.927	23.039	1'27.541	268,0	16:47'30.848
17	18.611	24.046	21.755	22.615	1'27.027	270,7	16:48'57.875
18	18.630	24.185	21.866	22.604	1'27.285	267,3	16:50'25.160
19	18.567	24.142	21.831	22.669	1'27.209	268,7	16:51'52.369
20	18.697	24.253	21.775	22.474	1'27.199	269,3	16:53'19.568
21	18.596	24.084	21.781	22.706	1'27.167	269,3	16:54'46.735
22	18.700	24.167	21.831	23.116	1'27.814	270,0	16:56'14.549

Race Time 32'01.712

9° 31 G. GERLOFF [1'26.720]							
Lap	Seg1	Seg2	Seg3	Seg4	Lap Time	km/h	Local Time
1		24.515	22.081	22.722	1'31.266	272,7	16:25'44.103
2	18.502	24.083	21.630	22.654	1'26.869	271,4	16:27'10.972
3	18.559	23.901	21.672	22.860	1'26.992	270,0	16:28'37.964
4	18.535	24.026	21.700	22.542	1'26.803	272,7	16:30'04.767
5	18.514	23.898	21.608	22.700	1'26.720	272,7	16:31'31.487
6	18.581	24.010	21.926	23.167	1'27.684	273,4	16:32'59.171
7	18.547	24.022	21.626	22.856	1'27.051	272,7	16:34'26.222
8	18.552	24.020	21.670	22.830	1'27.072	273,4	16:35'53.294
9	18.540	23.991	21.715	22.908	1'27.154	271,4	16:37'20.448
10	18.583	24.050	21.799	22.682	1'27.114	270,0	16:38'47.562
11	18.783	24.104	21.767	23.101	1'27.755	270,0	16:40'15.317
12	18.717	23.953	21.701	22.819	1'27.190	269,3	16:41'42.507
13	18.943	24.324	21.803	22.691	1'27.761	274,8	16:43'10.268
14	18.612	24.183	21.676	22.701	1'27.172	274,1	16:44'37.440
15	18.612	24.149	21.830	22.706	1'27.297	274,8	16:46'04.737
16	18.570	23.972	21.707	22.744	1'26.993	272,0	16:47'31.730
17	18.637	24.071	21.644	22.658	1'27.010	274,8	16:48'58.740
18	18.613	24.080	21.682	22.877	1'27.252	273,4	16:50'25.992
19	18.606	24.282	21.904	22.818	1'27.610	270,7	16:51'53.602
20	18.572	24.026	21.683	22.804	1'27.085	273,4	16:53'20.687
21	18.638	24.049	21.684	22.772	1'27.143	270,7	16:54'47.830
22	18.641	24.128	21.692	22.757	1'27.218	269,3	16:56'15.048

Race Time 32'02.211

10° 5 P. OETTL [1'26.963]							
Lap	Seg1	Seg2	Seg3	Seg4	Lap Time	km/h	Local Time
1		24.834	22.363	22.990	1'32.973	270,7	16:25'45.810
2	18.687	23.961	21.737	22.760	1'27.145	269,3	16:27'12.955
3	18.651	24.092	21.701	22.793	1'27.237	268,7	16:28'40.192
4	18.655	23.983	21.794	22.861	1'27.293	270,0	16:30'07.485
5	18.610	24.163	21.720	22.821	1'27.314	270,0	16:31'34.799
6	18.567	24.108	21.835	22.753	1'27.263	270,0	16:33'02.062
7	18.549	23.966	21.876	22.640	1'27.031	269,3	16:34'29.093
8	18.550	24.040	21.796	22.720	1'27.106	270,0	16:35'56.199
9	18.569	24.032	21.707	22.655	1'26.963	268,7	16:37'23.162
10	18.528	24.104	21.817	22.839	1'27.288	268,7	16:38'50.450
11	18.485	24.119	21.776	22.826	1'27.206	270,7	16:40'17.656
12	18.502	24.060	21.759	22.681	1'27.002	268,7	16:41'44.658
13	18.555	24.041	21.836	22.660	1'27.092	267,3	16:43'11.750
14	18.529	24.090	21.761	22.651	1'27.031	270,7	16:44'38.781
15	18.581	24.186	21.777	22.845	1'27.389	272,0	16:46'06.170
16	18.630	23.878	21.712	22.807	1'27.027	270,7	16:47'33.197
17	18.601	24.009	21.792	22.611	1'27.013	270,0	16:49'00.210
18	18.545	24.054	21.716	22.748	1'27.063	268,7	16:50'27.273
19	18.506	24.205	21.794	22.758	1'27.263	268,7	16:51'54.536
20	18.681	24.127	21.890	22.794	1'27.492	269,3	16:53'22.028
21	18.671	24.200	21.907	22.930	1'27.708	268,0	16:54'49.736
22	18.738	24.504	22.166	23.185	1'28.593	266,0	16:56'18.329

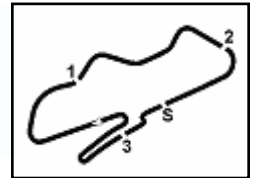
Race Time 32'05.492

02/07/2023

P = Pits In/Out - C = Lap Time Cancelled

These data/results cannot be reproduced, stored and/or transmitted in whole or in part by any manner of electronic, mechanical, photocopying, recording, broadcasting or otherwise now known or herein after developed without the previous express consent by the copyright owner, except for reproduction in daily press and regular printed publications on sale to the public within 60 days of the event related to those data/results and always provided that copyright symbol appears together as follows below.

© DORNA WSBK ORGANIZATION Srl 2023



Donington Park 4.023 m

Prosecco DOC UK Round, 30 June - 2 July 2023

Chronological Analysis Race 2

Start at 16:24'12.837

3 / 5

11° 77 D. AEGERTER [1'26.988]							
Lap	Seg1	Seg2	Seg3	Seg4	Lap Time	km/h	Local Time
1		24.500	22.120	23.139	1'32.285	272,0	16:25'45.122
2	18.604	24.045	21.830	22.913	1'27.392	268,7	16:27'12.514
3	18.521	23.975	21.780	22.907	1'27.183	265,4	16:28'39.697
4	18.544	24.005	21.753	22.686	1'26.988	268,7	16:30'06.685
5	18.575	24.026	21.733	22.910	1'27.244	268,0	16:31'33.929
6	18.525	24.124	21.836	22.712	1'27.197	268,0	16:33'01.126
7	18.496	24.022	21.849	22.738	1'27.105	267,3	16:34'28.231
8	18.452	24.054	21.895	22.871	1'27.272	266,7	16:35'55.503
9	18.615	24.047	21.878	22.749	1'27.289	264,1	16:37'22.792
10	18.556	24.034	21.924	22.596	1'27.110	266,0	16:38'49.902
11	18.567	24.101	21.820	22.667	1'27.155	265,4	16:40'17.057
12	18.453	24.146	21.883	22.587	1'27.069	265,4	16:41'44.126
13	18.497	24.135	21.807	22.927	1'27.366	265,4	16:43'11.492
14	18.499	24.086	21.810	22.633	1'27.028	268,0	16:44'38.520
15	18.632	24.063	21.813	23.141	1'27.649	265,4	16:46'06.169
16	18.875	24.079	21.925	22.795	1'27.674	267,3	16:47'33.843
17	18.613	23.978	21.788	22.794	1'27.173	266,0	16:49'01.016
18	18.633	24.115	22.016	22.925	1'27.689	264,7	16:50'28.705
19	18.581	24.116	22.663	22.920	1'28.280	263,4	16:51'56.985
20	18.815	24.400	22.174	22.890	1'28.279	264,1	16:53'25.264
21	18.580	24.309	22.268	22.923	1'28.080	262,8	16:54'53.344
22	18.774	24.401	22.055	23.135	1'28.365	265,4	16:56'21.709

Race Time 32'08.872

12° 87 R. GARDNER [1'27.367]							
Lap	Seg1	Seg2	Seg3	Seg4	Lap Time	km/h	Local Time
1		24.738	22.328	23.631	1'33.762	270,0	16:25'46.599
2	18.831	23.957	22.137	22.710	1'27.635	268,7	16:27'14.234
3	18.559	23.996	22.066	22.819	1'27.380	266,7	16:28'41.614
4	18.702	24.164	21.849	22.769	1'27.484	270,0	16:30'09.098
5	18.691	24.179	21.931	22.776	1'27.577	264,7	16:31'36.675
6	18.686	24.072	22.100	22.771	1'27.629	266,0	16:33'04.304
7	18.682	24.093	22.098	22.743	1'27.616	265,4	16:34'31.920
8	18.676	24.172	21.814	22.735	1'27.397	266,0	16:35'59.317
9	18.584	24.011	21.964	22.808	1'27.367	264,7	16:37'26.684
10	18.662	24.200	22.065	22.962	1'27.889	263,4	16:38'54.573
11	18.795	24.304	22.203	22.834	1'28.136	262,8	16:40'22.709
12	18.802	24.135	22.334	22.943	1'28.214	262,8	16:41'50.923
13	18.799	24.113	22.034	22.900	1'27.846	264,1	16:43'18.769
14	18.649	24.083	21.948	22.817	1'27.497	263,4	16:44'46.266
15	18.743	24.108	22.118	22.811	1'27.780	264,1	16:46'14.046
16	18.735	24.049	21.992	22.713	1'27.489	265,4	16:47'41.535
17	18.783	24.066	22.005	22.773	1'27.627	266,0	16:49'09.162
18	18.836	23.978	21.906	22.800	1'27.520	266,0	16:50'36.682
19	18.737	24.131	22.006	22.862	1'27.736	263,4	16:52'04.418
20	18.698	24.137	22.053	22.766	1'27.654	263,4	16:53'32.072
21	18.684	24.120	22.044	22.734	1'27.582	265,4	16:54'59.654
22	18.765	24.307	22.100	22.948	1'28.120	265,4	16:56'27.774

Race Time 32'14.937

13° 28 B. RAY [1'27.375]							
Lap	Seg1	Seg2	Seg3	Seg4	Lap Time	km/h	Local Time
1		24.666	22.539	23.698	1'33.737	269,3	16:25'46.574
2	18.687	24.128	22.275	22.913	1'28.003	269,3	16:27'14.577
3	18.485	24.206	21.953	22.755	1'27.399	266,7	16:28'41.976
4	18.623	24.187	21.896	22.929	1'27.635	268,7	16:30'09.611
5	18.682	24.297	22.069	22.920	1'27.968	265,4	16:31'37.579
6	18.542	24.249	22.059	22.871	1'27.721	266,0	16:33'05.300
7	18.666	24.175	22.018	22.772	1'27.631	263,4	16:34'32.931
8	18.561	24.222	21.970	22.655	1'27.408	264,7	16:36'00.339
9	18.567	24.188	22.105	22.866	1'27.726	265,4	16:37'28.065
10	18.612	24.109	21.948	22.746	1'27.415	265,4	16:38'55.480
11	18.624	24.354	22.036	23.027	1'28.041	267,3	16:40'23.521

12	18.523	24.254	22.190	22.980	1'27.947	266,0	16:41'51.468
13	18.631	24.211	22.010	22.782	1'27.634	262,8	16:43'19.102
14	18.538	24.192	21.886	22.759	1'27.375	265,4	16:44'46.477
15	18.661	24.207	22.209	22.807	1'27.884	255,9	16:46'14.361
16	18.575	24.263	21.942	22.789	1'27.569	264,1	16:47'41.930
17	18.632	24.160	21.905	22.954	1'27.651	265,4	16:49'09.581
18	18.606	24.255	21.953	22.862	1'27.676	264,1	16:50'37.257
19	18.604	24.240	21.892	22.822	1'27.558	262,8	16:52'04.815
20	18.544	24.343	22.032	22.756	1'27.675	265,4	16:53'32.490
21	18.635	24.224	21.976	22.827	1'27.662	265,4	16:55'00.152
22	18.639	24.228	22.010	23.035	1'27.912	264,1	16:56'28.064

Race Time 32'15.227

14° 7 I. LECUONA [1'27.295]							
Lap	Seg1	Seg2	Seg3	Seg4	Lap Time	km/h	Local Time
1		24.966	22.263	23.487	1'33.702	274,1	16:25'46.539
2	19.156	24.901	22.170	23.125	1'29.352	272,7	16:27'15.891
3	18.983	24.248	22.030	23.030	1'28.291	265,4	16:28'44.182
4	18.873	24.171	21.764	22.852	1'27.660	269,3	16:30'11.842
5	18.794	24.401	21.795	22.828	1'27.818	266,0	16:31'39.660
6	18.787	24.206	21.890	22.861	1'27.744	266,7	16:33'07.404
7	18.862	24.099	21.851	22.806	1'27.618	266,7	16:34'35.022
8	18.749	24.102	21.881	22.755	1'27.487	268,0	16:36'02.509
9	18.715	24.237	21.985	22.714	1'27.651	266,7	16:37'30.160
10	18.811	24.170	22.022	22.800	1'27.803	265,4	16:38'57.963
11	18.778	24.299	21.986	22.760	1'27.823	266,0	16:40'25.786
12	18.839	24.184	21.967	22.719	1'27.709	267,3	16:41'53.495
13	18.780	24.219	21.863	22.714	1'27.576	265,4	16:43'21.071
14	18.779	24.104	21.845	22.678	1'27.406	264,7	16:44'48.477
15	18.791	24.185	21.818	22.722	1'27.516	266,7	16:46'15.993
16	18.712	24.067	21.766	22.750	1'27.295	268,0	16:47'43.288
17	18.686	23.977	21.718	22.931	1'27.312	270,0	16:49'10.600
18	18.888	24.174	21.842	22.701	1'27.605	268,7	16:50'38.205
19	18.766	24.212	21.889	22.779	1'27.646	267,3	16:52'05.851
20	18.670	24.133	21.892	22.894	1'27.589	268,7	16:53'33.440
21	18.686	24.224	21.837	22.789	1'27.536	268,0	16:55'00.976
22	18.699	24.214	21.824	22.842	1'27.579	268,7	16:56'28.555

Race Time 32'15.718

15° 35 H. SYAHRIN [1'28.374]							
Lap	Seg1	Seg2	Seg3	Seg4	Lap Time	km/h	Local Time
1		25.060	22.406	23.502	1'34.328	270,0	16:25'47.165
2	18.977	24.652	22.408	23.171	1'29.208	269,3	16:27'16.373
3	18.957	24.436	22.254	22.852	1'28.499	264,1	16:28'44.872
4	18.973	24.417	22.207	22.903	1'28.500	260,9	16:30'13.372
5	18.889	24.410	22.224	22.851	1'28.374	260,2	16:31'41.746
6	18.994	24.547	22.265	22.976	1'28.782	258,4	16:33'10.528
7	18.909	24.447	22.245	22.796	1'28.397	260,2	16:34'38.925
8	19.000	24.510	22.304	22.814	1'28.628	259,6	16:36'07.553
9	18.998	24.333	22.245	22.798	1'28.374	257,8	16:37'35.927
10	19.020	24.317	22.291	22.807	1'28.435	257,1	16:39'04.362
11	19.027	24.356	22.357	22.935	1'28.675	257,1	16:40'33.037
12	18.957	24.363	22.312	22.948	1'28.580	256,5	16:42'01.617
13	18.934	24.404	22.323	22.988	1'28.649	257,1	16:43'30.266
14	19.070	24.845	22.515	22.917	1'29.347	260,2	16:44'59.613
15	19.144	24.615	22.283	23.012	1'29.054	258,4	16:46'28.667
16	19.031	24.579	22.250	23.022	1'28.882	255,9	16:47'57.549
17	19.066	24.377	22.278	22.981	1'28.702	259,0	16:49'26.251
18	19.004	24.480	22.331	23.023	1'28.838	257,1	16:50'55.089
19	19.066	24.437	22.362	23.070	1'28.935	260,2	16:52'24.024
20	19.023	24.460	22.319	23.040	1'28.842	258,4	16:53'52.866
21	19.015	24.606	22.290	23.225	1'29.136	259,0	16:55'22.002
22	19.316	24.762	22.423	23.672	1'30.173	257,8	16:56'52.175

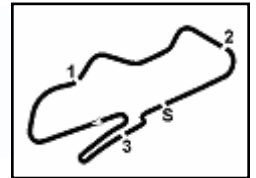
Race Time 32'39.338

02/07/2023

P = Pits In/Out - C = Lap Time Cancelled

These data/results cannot be reproduced, stored and/or transmitted in whole or in part by any manner of electronic, mechanical, photocopying, recording, broadcasting or otherwise now known or herein after developed without the previous express consent by the copyright owner, except for reproduction in daily press and regular printed publications on sale to the public within 60 days of the event related to those data/results and always provided that copyright symbol appears together as follows below.

© DORNA WSBK ORGANIZATION Srl 2023



Prosecco DOC UK Round, 30 June - 2 July 2023

Chronological Analysis Race 2

Start at 16:24'12.837

4 / 5

16° 32 I. VINALES [1'28.420]							
Lap	Seg1	Seg2	Seg3	Seg4	Lap Time	km/h	Local Time
1		25.409	22.601	23.316	1'34.932	260,2	16:25'47.769
2	19.120	24.625	22.256	23.150	1'29.151	262,1	16:27'16.920
3	18.995	24.430	22.269	23.021	1'28.715	260,9	16:28'45.635
4	18.958	24.728	22.255	22.969	1'28.910	264,1	16:30'14.545
5	18.930	24.489	22.213	22.866	1'28.498	260,2	16:31'43.043
6	18.937	24.486	22.133	22.943	1'28.499	259,0	16:33'11.542
7	18.988	24.513	22.285	22.804	1'28.590	260,2	16:34'40.132
8	19.006	24.580	22.254	23.110	1'28.950	263,4	16:36'09.082
9	18.921	24.693	22.413	23.127	1'29.154	262,1	16:37'38.236
10	18.952	24.592	22.188	22.890	1'28.622	254,7	16:39'06.858
11	19.143	24.512	22.317	22.973	1'28.945	254,1	16:40'35.803
12	19.067	24.584	22.315	22.864	1'28.830	253,5	16:42'04.633
13	18.987	24.671	22.364	22.846	1'28.868	257,1	16:43'33.501
14	18.986	24.609	22.346	23.015	1'28.956	256,5	16:45'02.457
15	18.969	24.571	22.303	22.820	1'28.663	258,4	16:46'31.120
16	18.985	24.511	22.167	22.757	1'28.420	257,1	16:47'59.540
17	19.008	24.345	22.470	22.972	1'28.795	258,4	16:49'28.335
18	19.054	24.654	22.314	22.834	1'28.856	255,3	16:50'57.191
19	19.032	24.606	22.425	22.959	1'29.022	255,9	16:52'26.213
20	19.062	24.680	22.385	22.946	1'29.073	257,1	16:53'55.286
21	18.990	24.786	22.418	23.048	1'29.242	256,5	16:55'24.528
22	19.124	24.865	22.522	23.174	1'29.685	256,5	16:56'54.213
Race Time 32'41.376							

17° 52 O. KONIG [1'29.155]							
Lap	Seg1	Seg2	Seg3	Seg4	Lap Time	km/h	Local Time
1		25.501	22.594	23.698	1'35.612	264,1	16:25'48.449
2	19.186	24.692	22.489	23.387	1'29.754	262,8	16:27'18.203
3	19.117	24.535	22.322	23.282	1'29.256	263,4	16:28'47.459
4	19.087	24.581	22.220	23.414	1'29.302	264,1	16:30'16.761
5	19.228	24.688	22.401	23.338	1'29.655	261,5	16:31'46.416
6	19.045	25.321	22.442	23.382	1'30.190	262,1	16:33'16.606
7	19.320	24.735	22.549	23.290	1'29.894	259,0	16:34'46.500
8	19.097	24.856	22.590	23.273	1'29.816	257,8	16:36'16.316
9	19.116	24.634	22.656	23.165	1'29.571	259,0	16:37'45.887
10	19.150	24.541	22.531	23.246	1'29.468	259,0	16:39'15.355
11	19.123	24.645	22.618	23.250	1'29.636	259,0	16:40'44.991
12	19.254	24.668	22.747	23.244	1'29.913	256,5	16:42'14.904
13	19.065	24.591	22.517	23.181	1'29.354	257,1	16:43'44.258
14	19.167	24.546	22.631	23.172	1'29.516	256,5	16:45'13.774
15	19.097	24.593	22.465	23.245	1'29.400	259,0	16:46'43.174
16	19.128	24.591	22.456	23.081	1'29.256	258,4	16:48'12.430
17	19.062	24.520	22.451	23.162	1'29.195	259,6	16:49'41.625
18	19.113	24.581	22.420	23.041	1'29.155	259,6	16:51'10.780
19	19.097	24.709	22.575	23.173	1'29.554	257,8	16:52'40.334
20	19.140	24.639	22.422	23.163	1'29.364	258,4	16:54'09.698
21	19.174	24.664	22.464	23.183	1'29.485	260,2	16:55'39.183
22	19.148	24.834	22.798	23.273	1'30.053	255,9	16:57'09.236
Race Time 32'56.399							

18° 51 E. GRANADO [1'29.191]							
Lap	Seg1	Seg2	Seg3	Seg4	Lap Time	km/h	Local Time
1		25.476	22.684	23.422	1'35.313	266,0	16:25'48.150
2	19.114	24.621	22.484	23.253	1'29.472	266,7	16:27'17.622
3	18.947	24.648	22.398	23.240	1'29.233	260,2	16:28'46.855
4	19.176	24.711	22.512	23.361	1'29.760	259,6	16:30'16.615
5	19.166	24.699	22.484	23.241	1'29.590	256,5	16:31'46.205
6	19.080	25.292	22.553	23.339	1'30.264	258,4	16:33'16.469
7	19.326	24.747	22.568	23.224	1'29.865	258,4	16:34'46.334
8	19.116	24.837	22.868	23.456	1'30.277	251,7	16:36'16.611
9	19.085	24.638	23.377	23.316	1'30.416	263,4	16:37'47.027
10	19.106	24.743	22.595	23.230	1'29.674	257,8	16:39'16.701
11	18.993	24.609	22.385	23.204	1'29.191	259,6	16:40'45.892

12	19.125	24.635	22.610	23.193	1'29.563	257,1	16:42'15.455
13	19.065	24.793	22.629	23.271	1'29.758	256,5	16:43'45.213
14	19.130	24.605	22.511	23.300	1'29.546	257,1	16:45'14.759
15	19.111	24.688	22.528	23.232	1'29.559	260,2	16:46'44.318
16	19.024	24.678	22.494	23.354	1'29.550	259,0	16:48'13.868
17	19.161	24.633	22.499	23.177	1'29.470	259,0	16:49'43.338
18	19.137	24.702	22.548	23.558	1'29.945	257,1	16:51'13.283
19	19.245	24.747	22.730	23.335	1'30.057	256,5	16:52'43.340
20	19.261	24.792	22.465	23.258	1'29.776	258,4	16:54'13.116
21	19.240	24.629	22.477	23.219	1'29.565	259,0	16:55'42.681
22	19.215	24.989	22.596	23.459	1'30.259	253,5	16:57'12.940
Race Time 33'00.103							

19° 34 L. BALDASSARRI [1'27.935]							
Lap	Seg1	Seg2	Seg3	Seg4	Lap Time	km/h	Local Time
1		25.162	52.710	25.592	2'06.900	262,8	16:26'19.737
2	19.180	24.972	22.476	23.015	1'29.643	256,5	16:27'49.380
3	18.803	24.200	22.283	22.649	1'27.935	259,0	16:29'17.315
4	18.819	24.251	22.263	22.845	1'28.178	258,4	16:30'45.493
5	18.777	24.447	22.387	22.794	1'28.405	259,0	16:32'13.898
6	18.692	24.386	22.261	22.701	1'28.040	257,8	16:33'41.938
7	18.798	24.279	22.385	22.713	1'28.175	258,4	16:35'10.113
8	18.772	24.272	22.256	22.669	1'27.969	259,6	16:36'38.082
9	18.713	24.284	22.398	23.238	1'28.633	259,6	16:38'06.715
10	18.714	24.348	22.287	22.774	1'28.123	260,9	16:39'34.838
11	19.032	24.280	22.395	23.085	1'28.792	257,8	16:41'03.630
12	18.778	24.456	22.658	23.145	1'29.037	259,0	16:42'32.667
13	18.839	24.285	22.262	23.054	1'28.440	260,2	16:44'01.107
14	18.915	24.493	22.380	22.711	1'28.499	259,0	16:45'29.606
15	18.781	24.371	22.361	22.786	1'28.299	261,5	16:46'57.905
16	18.871	24.329	22.207	22.787	1'28.194	260,2	16:48'26.099
17	18.857	24.286	22.256	22.670	1'28.069	262,1	16:49'54.168
18	18.743	24.260	22.357	22.744	1'28.104	260,2	16:51'22.272
19	18.888	24.463	22.373	22.962	1'28.686	261,5	16:52'50.958
20	18.812	24.513	22.404	22.574	1'28.303	261,5	16:54'19.261
21	18.956	24.476	22.459	22.532	1'28.423	260,2	16:55'47.684
22	19.103	24.591	22.572	22.705	1'28.971	260,2	16:57'16.655
Race Time 33'03.818							

RET 53 T. RABAT [1'28.529]							
Lap	Seg1	Seg2	Seg3	Seg4	Lap Time	km/h	Local Time
1		25.015	22.481	23.380	1'34.075	262,1	16:25'46.912
2	18.979	24.589	22.591	23.068	1'29.227	264,1	16:27'16.139
3	18.975	24.525	22.581	22.924	1'29.005	262,1	16:28'45.144
4	18.967	24.556	22.165	22.925	1'28.613	262,8	16:30'13.757
5	18.848	24.451	22.296	22.934	1'28.529	263,4	16:31'42.286
6	18.994	24.600	22.157	23.089	1'28.840	264,7	16:33'11.126
7	19.042	24.502	22.130	22.894	1'28.568	262,8	16:34'39.694
8	19.062	24.675	22.364	22.934	1'29.035	263,4	16:36'08.729
9	19.146	24.573	22.492	23.019	1'29.230	257,1	16:37'37.959
10	19.049	24.967	22.452	22.957	1'29.425	254,7	16:39'07.384
11	19.119	24.490	22.385	22.964	1'28.958	262,1	16:40'36.342
12	19.141	24.715	22.408	23.001	1'29.265	259,6	16:42'05.607
13	19.088	24.766	22.458	23.025	1'29.337	260,9	16:43'34.944
14	19.050	24.795	22.482	22.992	1'29.319	261,5	16:45'04.263
15	19.137	24.667	22.368	22.889	1'29.061	257,8	16:46'33.324
16	19.067	24.716	22.395	22.844	1'29.022	259,0	16:48'02.346
17	19.190	24.577	22.501	23.122	1'29.390	259,6	16:49'31.736
18	19.275	24.650	22.508	29.846	1'36.279P	260,2	16:51'08.015
Race Time 26'55.178							

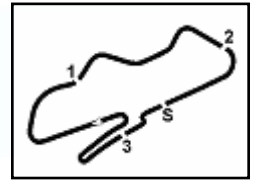
RET 97 X. VIERGE [1'27.422]							
Lap	Seg1	Seg2	Seg3	Seg4	Lap Time	km/h	Local Time
1		24.702	22.569	22.973	1'32.834	268,7	16:25'45.671
2	19.095	24.439	21.926	22.773	1'28.233	272,0	16:27'13.904
3	18.682	24.075	21.863	22.912	1'27.532	269,3	16:28'41.436

02/07/2023

P = Pits In/Out - C = Lap Time Cancelled

These data/results cannot be reproduced, stored and/or transmitted in whole or in part by any manner of electronic, mechanical, photocopying, recording, broadcasting or otherwise now known or herein after developed without the previous express consent by the copyright owner, except for reproduction in daily press and regular printed publications on sale to the public within 60 days of the event related to those data/results and always provided that copyright symbol appears together as follows below.

© DORNA WSBK ORGANIZATION Srl 2023



Start at 16:24'12.837

4	18.748	24.133	21.877	22.805	1'27.563	269,3	16:30'08.999
5	19.014	24.232	22.002	22.770	1'28.018	267,3	16:31'37.017
6	18.766	24.223	21.907	22.772	1'27.668	270,0	16:33'04.685
7	18.728	24.080	21.984	22.898	1'27.690	267,3	16:34'32.375
8	18.757	24.089	21.903	22.782	1'27.531	269,3	16:35'59.906
9	18.659	24.181	21.878	22.704	1'27.422	269,3	16:37'27.328
10	18.751	24.172	21.906	22.862	1'27.691	268,7	16:38'55.019
11	18.889	24.401	22.024	22.862	1'28.176	266,7	16:40'23.195
12	18.724	24.217	22.118	22.954	1'28.013	269,3	16:41'51.208
13	18.797	24.521	22.021	22.908	1'28.247	269,3	16:43'19.455
14	18.857	35.585	22.865	35.752	1'53.059P	250,0	16:45'12.514

Race Time 20'59.677

02/07/2023

P = Pits In/Out - C = Lap Time Cancelled

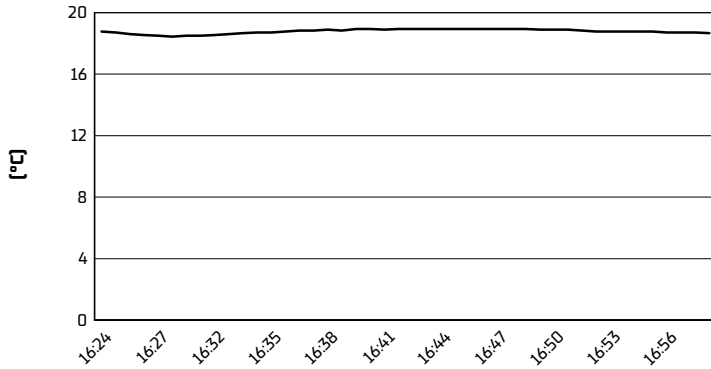
These data/results cannot be reproduced, stored and/or transmitted in whole or in part by any manner of electronic, mechanical, photocopying, recording, broadcasting or otherwise now known or herein after developed without the previous express consent by the copyright owner, except for reproduction in daily press and regular printed publications on sale to the public within 60 days of the event related to those data/results and always provided that copyright symbol appears together as follows below.

© DORNA WSBK ORGANIZATION Srl 2023

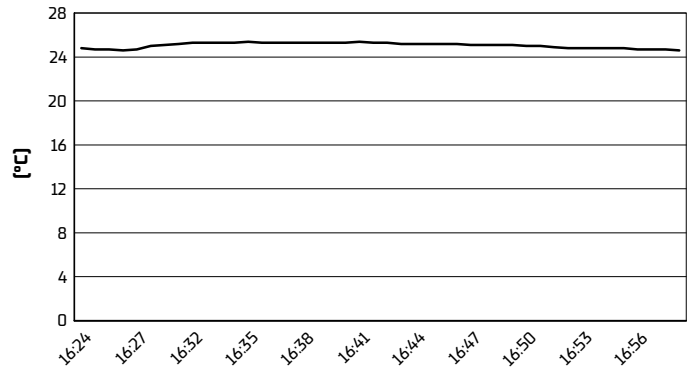
Prosecco DOC UK Round, 30 June - 2 July 2023
Weather Report Race 2

Session started 16:24 - Session ended 16:58

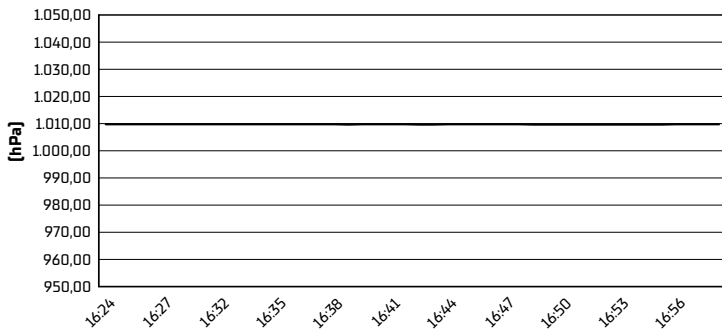
Air Temperature



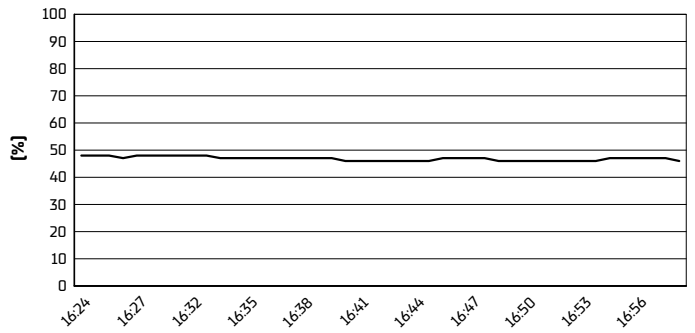
Track Temperature



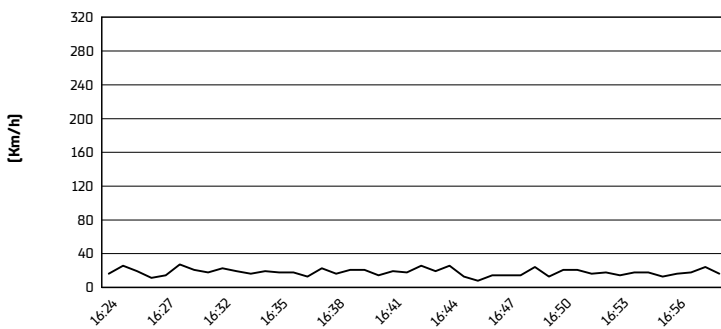
Air Pressure



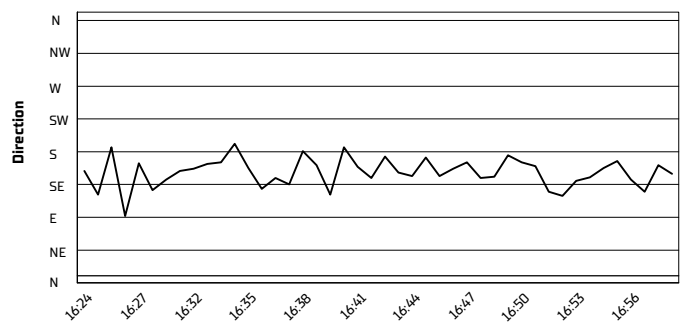
Humidity



Wind Speed



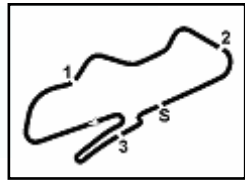
Wind Direction



02/07/2023

These data/results cannot be reproduced, stored and/or transmitted in whole or in part by any manner of electronic, mechanical, photocopying, recording, broadcasting or otherwise now known or herein after developed without the previous express consent by the copyright owner, except for reproduction in daily press and regular printed publications on sale to the public within 60 days of the event related to those data/results and always provided that copyright symbol appears together as follows below.

© DORNA WSBK ORGANIZATION Srl 2023



		February 26 PHILIP ISLAND	March 5 MANDALIKA	April 23 ASSEN	May 7 BARCELONA	June 4 MISANO	July 2 DONINGTON PARK	July 16 IMOLA	July 30 MOST	September 10 MAGNY-COURS	September 24 ARAGON	October 1 PORTIMAO	October 15 VILLICUM	
1 Aruba.it Racing - Ducati		459												
BAUTISTA Alvaro	357	25 12	25 25	25 25	25 25	25 12	25 25	25 12	25 9					
RINALDI Michael Ruben	102	2 9	20 3	13 6	1 2	16 7	20 3							
2 Pata Yamaha Prometeon WorldSBK		439 [-20]												
RAZGATLIOGLU Toprak	264	16 7	20 12	20 20	16 7	20 9	20 20	16 9	20 12					
LOCATELLI Andrea	175	13 5	16 9	16 11	13 5	16 7	13 9	4 3	10 6					
3 Kawasaki Racing Team WorldSBK		262 [-197]												
REA Jonathan	163	20 3	8 6	7 6	20 9	16 11	11 5	13 7	16 11					
LOWES Alex	99	6 6	6 7	3 7	9 6	7 5	13 4	9 4	10 4					
4 GYTR GRT Yamaha WorldSBK Team*		166 [-293]												
AEGERTER Dominique	97	3 9	8 4	10 3	13 4	11 8	8 4	10 5	4 5					
GARDNER Remy	69	4 6	6 9	8 10	6 3	7 6	6 4							
5 Team HRC		158 [-301]												
VIERGE Xavi	92	9 5	9 4	16 4	5 1	8 10	6 11	5 2						
LECUONA Iker	66	10 2	10 4	10 7		10 6	7 8	8 2	2					
6 Motocorsa Racing*		146 [-313]												
BASSANI Axel	146	11 1	13 5	13 8	11 4	11 11	9 5	13 6	16 9	9 2				
7 Barni Spark Racing Team*		98 [-361]												
PETRUCCI Danilo	98	8 7	11 10	7 8	7 8	4	9	13 5	16 5					
8 ROKIT BMW Motorrad WorldSBK Team		93 [-366]												
REDDING Scott	63	7 3	6 1	6 2	9 2		5 2	8 13	13 1					
VAN DER MARK Michael	19	4 2	10 2	3										
SVKES Tom	10						3	7						
LOPES Ivo Miguel	1					1								
9 Bonovo Action BMW*		74 [-385]												
GERLOFF Garrett	61	6 2	2 5	4 4	4 4	7 3	6 8	3 1	8 3	7				
BAZ Loris	13	1	5			3	4							
10 Team GoEleven*		52 [-407]												
OETTL Philipp	52	5 4	11 3	3	2 5	5 2	2 7	6						
11 GMT94 Yamaha*		9 [-450]												
BALDASSARRI Lorenzo	9		1 2	3		1	2							
12 Yamaha Motoxrcing WorldSBK Team		8 [-451]												

02/07/2023

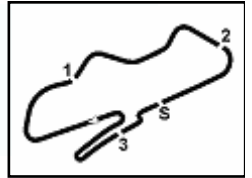
* Independent teams

These data/results cannot be reproduced, stored and/or transmitted in whole or in part by any manner of electronic, mechanical, photocopying, recording, broadcasting or otherwise now known or herein after developed without the previous express consent by the copyright owner, except for reproduction in daily press and regular printed publications on sale to the public within 60 days of the event related to those data/results and always provided that copyright symbol appears together as follows below.

© DORNA WSBK ORGANIZATION Srl 2023

FICR PERUGIA TIMING





	February 26 PHILIP ISLAND	March 5 MANDALIKA	April 23 ASSEN	May 7 BARCELONA	June 4 MISANO	July 2 DONINGTON PARK	July 16 IMOLA	July 30 MOST	September 10 MAGNY-COURS	September 24 ARAGON	October 1 PORTIMAO	October 15 VILLICUM		
RAY Bradley	8			4	1	3								
13 PETRONAS MIE Racing HONDA Team*	8 [-451]													
SYAHRIN Hafizh	8	1	1	2	2	1	1							
14 TPR Team Pedercini Racing*	1 [-458]													
VINALES Isaac	1					1								
15 Kawasaki Puccetti Racing*	1 [-458]													
SYKES Tom	1			1										

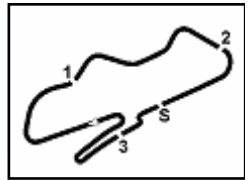
02/07/2023

These data/results cannot be reproduced, stored and/or transmitted in whole or in part by any manner of electronic, mechanical, photocopying, recording, broadcasting or otherwise now known or herein after developed without the previous express consent by the copyright owner, except for reproduction in daily press and regular printed publications on sale to the public within 60 days of the event related to those data/results and always provided that copyright symbol appears together as follows below.

© DORNA WSBK ORGANIZATION Srl 2023

FICR PERUGIA TIMING





	February 26 PHILLIP ISLAND	March 5 MANDALIKA	April 23 ASSEN	May 7 BARCELONA	June 4 MISANO	July 2 DONINGTON PARK	July 16 IMOLA	July 30 MOST	September 10 MAGNY-COURS	September 24 ARAGON	October 1 PORTIMAO	October 15 VILLICUM	
--	-------------------------------	----------------------	-------------------	--------------------	------------------	--------------------------	------------------	-----------------	-----------------------------	------------------------	-----------------------	------------------------	--

Independent Teams													
1 GYTR GRT Yamaha WorldSBK Team 166													
AEGERTER Dominique	97	3 9	8 4	10 13	11 8	10 5	4 5						
GARDNER Remy	69	4 6	9	8 10	6 3	7 6	6 4						
2 Motocorsa Racing 146 (-20)													
BASSANI Axel	146	11 13 1	13 8 5	11 11 4	9 5	13 16 6	9 9 2						
3 Barni Spark Racing Team 98 (-68)													
PETRUCCI Danilo	98	8 7	11 10	7 8	4	9	13 16 5						
4 Bonovo Action BMW 74 (-92)													
GERLOFF Garrett	61	6 2	2 5	4 4	7 6 3	3 8 1	7 3						
BAZ Loris	13	1	5		3	4							
5 Team GoEleven 52 (-114)													
OETTL Philipp	52	5 11 4	3	2 5	5 2	2 7	6						
6 GMT94 Yamaha 9 (-157)													
BALDASSARRI Lorenzo	9		1 2	3		1	2						
7 PETRONAS MIE Racing HONDA Team 8 (-158)													
SYAHRIN Hafizh	8	1	1	2 2		1	1						
8 TPR Team Pedercini Racing 1 (-165)													
VINALES Isaac	1					1							
9 Kawasaki Puccetti Racing 1 (-165)													
SYKES Tom	1			1									

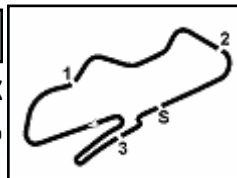
02/07/2023

These data/results cannot be reproduced, stored and/or transmitted in whole or in part by any manner of electronic, mechanical, photocopying, recording, broadcasting or otherwise now known or herein after developed without the previous express consent by the copyright owner, except for reproduction in daily press and regular printed publications on sale to the public within 60 days of the event related to those data/results and always provided that copyright symbol appears together as follows below.

© DORNA WSBK ORGANIZATION Srl 2023

FICR PERUGIA TIMING





Prosecco DOC UK Round, 30 June - 2 July 2023

Race Winners

	2020	2021	2022	2023
01 Philip Island	RC1: Razgatlioglu T. (TUR) YAM SPRC: Rea J. (GBR) KAW RC2: Lowes A. (GBR) KAW		RC1: Rea J. (GBR) KAW SPRC: Bautista A. (ESP) DUC RC2: Bautista A. (ESP) DUC	RC1: Bautista A. (ESP) DUC SPRC: Bautista A. (ESP) DUC RC2: Bautista A. (ESP) DUC
02 Mandalika		RC1: Rea J. (GBR) KAW RC2: Rea J. (GBR) KAW	RC1: Razgatlioglu T. (TUR) YAM SPRC: Razgatlioglu T. (TUR) YAM RC2: Razgatlioglu T. (TUR) YAM	RC1: Bautista A. (ESP) DUC SPRC: Razgatlioglu T. (TUR) YAM RC2: Bautista A. (ESP) DUC
03 Assen		RC1: Rea J. (GBR) KAW SPRC: Rea J. (GBR) KAW RC2: Rea J. (GBR) KAW	RC1: Rea J. (GBR) KAW SPRC: Rea J. (GBR) KAW RC2: Bautista A. (ESP) DUC	RC1: Bautista A. (ESP) DUC SPRC: Bautista A. (ESP) DUC RC2: Bautista A. (ESP) DUC
04 Barcelona	RC1: Rea J. (GBR) KAW SPRC: van der Mark M. (NED) YAM RC2: Davies C. (GBR) DUC	RC1: Redding S. (GBR) DUC SPRC: Rea J. (GBR) KAW RC2: Rinaldi M. (ITA) DUC	RC1: Bautista A. (ESP) DUC SPRC: Bautista A. (ESP) DUC RC2: Bautista A. (ESP) DUC	RC1: Bautista A. (ESP) DUC SPRC: Bautista A. (ESP) DUC RC2: Bautista A. (ESP) DUC
05 Misano		RC1: Rinaldi M. (ITA) DUC SPRC: Rinaldi M. (ITA) DUC RC2: Razgatlioglu T. (TUR) YAM	RC1: Bautista A. (ESP) DUC SPRC: Razgatlioglu T. (TUR) YAM RC2: Bautista A. (ESP) DUC	RC1: Bautista A. (ESP) DUC SPRC: Bautista A. (ESP) DUC RC2: Bautista A. (ESP) DUC
06 Donington		RC1: Razgatlioglu T. (TUR) YAM SPRC: Rea J. (GBR) KAW RC2: Razgatlioglu T. (TUR) YAM	RC1: Razgatlioglu T. (TUR) YAM SPRC: Razgatlioglu T. (TUR) YAM RC2: Razgatlioglu T. (TUR) YAM	RC1: Bautista A. (ESP) DUC SPRC: Razgatlioglu T. (TUR) YAM RC2: Bautista A. (ESP) DUC
07 Imola				
08 Most		RC1: Razgatlioglu T. (TUR) YAM SPRC: Razgatlioglu T. (TUR) YAM RC2: Redding S. (GBR) DUC	RC1: Bautista A. (ESP) DUC SPRC: Razgatlioglu T. (TUR) YAM RC2: Razgatlioglu T. (TUR) YAM	
09 Magny-Cours	RC1: Rea J. (GBR) KAW SPRC: Rea J. (GBR) KAW RC2: Redding S. (GBR) DUC	RC1: Razgatlioglu T. (TUR) YAM SPRC: Rea J. (GBR) KAW RC2: Razgatlioglu T. (TUR) YAM	RC1: Bautista A. (ESP) DUC SPRC: Razgatlioglu T. (TUR) YAM RC2: Razgatlioglu T. (TUR) YAM	
10 Aragon	RC1: Redding S. (GBR) DUC SPRC: Rea J. (GBR) KAW RC2: Rea J. (GBR) KAW	RC1: Rea J. (GBR) KAW SPRC: Rea J. (GBR) KAW RC2: Redding S. (GBR) DUC	RC1: Rea J. (GBR) KAW SPRC: Bautista A. (ESP) DUC RC2: Bautista A. (ESP) DUC	
11 Portimao	RC1: Rea J. (GBR) KAW SPRC: Rea J. (GBR) KAW RC2: Rea J. (GBR) KAW	RC1: Razgatlioglu T. (TUR) YAM SPRC: van der Mark M. (NED) BMW RC2: Rea J. (GBR) KAW	RC1: Razgatlioglu T. (TUR) YAM SPRC: Razgatlioglu T. (TUR) YAM RC2: Bautista A. (ESP) DUC	
12 Villıcum		RC1: Razgatlioglu T. (TUR) YAM SPRC: Razgatlioglu T. (TUR) YAM RC2: Redding S. (GBR) DUC	RC1: Bautista A. (ESP) DUC SPRC: Razgatlioglu T. (TUR) YAM RC2: Bautista A. (ESP) DUC	

2023

- 16** A. Bautista
2 T. Razgatlioglu

ALL TIMES

- | | | | | |
|---------------------------|------------------------|--------------------------|-------------------------|------------------------|
| 118 J. Rea | 17 P. Chili | 9 S. Guintoli | 3 M. Tamada | 1 A. Barros |
| 59 C. Fogarty | 16 G. Falappa | 8 A. Gobert | 3 A. Yanagawa | 1 G. Goodfellow |
| 52 T. Bayliss | 16 N. Hodgson | 8 F. Merkel | 2 L. Baz | 1 N. Hayden |
| 48 A. Bautista | 16 J. Toseland | 7 B. Bostrom | 2 S. Byrne | 1 T. Kipp |
| 43 N. Haga | 14 J. Kocinski | 5 L. Haslam | 2 D. Chandler | 1 K. Kitagawa |
| 34 T. Razgatlioglu | 14 S. Russell | 5 D. Tardozzi | 2 M. Dowson | 1 G. McCoy |
| 34 T. Sykes | 14 B. Spies | 5 M. van der Mark | 2 P. Goddard | 1 A. Meklau |
| 33 T. Corser | 13 E. Laverty | 4 M. Fabrizio | 2 H. Izutsu | 1 A. Morillas |
| 32 C. Davies | 13 A. Slight | 4 Y. Kagayama | 2 A. Lowes | 1 F. Nieto |
| 31 C. Edwards | 12 S. Redding | 4 R. Phillis | 2 M. Lucchiarri | 1 P. Picotte |
| 27 D. Polen | 11 R. Laconi | 4 M. Rinaldi | 2 M. Lucchinelli | 1 A. Pitt |
| 24 C. Checa | 11 S. Mertens | 3 C. Crutchlow | 2 K. Magee | 1 J. Reynolds |
| 23 R. Roche | 11 R. Xaus | 3 M. Doohan | 2 M. Neukirchner | 1 A. Ryo |
| 22 M. Melandri | 10 F. Pirovano | 3 R. Kiyonari | 2 T. Rymer | 1 Y. Takeda |
| 21 M. Biaggi | 10 C. Vermeulen | 3 L. Lanzi | 1 T. Aoki | 1 J. Torres |

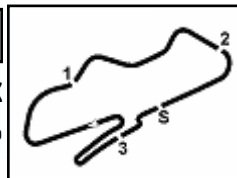
02/07/2023

These data/results cannot be reproduced, stored and/or transmitted in whole or in part by any manner of electronic, mechanical, photocopying, recording, broadcasting or otherwise now known or herein after developed without the previous express consent by the copyright owner, except for reproduction in daily press and regular printed publications on sale to the public within 60 days of the event related to those data/results and always provided that copyright symbol appears together as follows below.

© DORNA WSBK ORGANIZATION Srl 2023

FICR PERUGIA TIMING





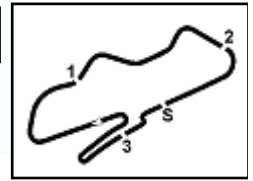
Donington Park 4.023 m

Prosecco DOC UK Round, 30 June - 2 July 2023

Best Laps & Speeds

No.	Rider Bike	Nat	Best Lap		FP1		FP2		FP3		SP		RC1		WUP		SPRC		RC2												
			LL	SPD	LL	SPD	LL	SPD	LL	SPD	LL	SPD	LL	SPD	LL	SPD	LL	SPD	LL	SPD											
1	1 A. BAUTISTA Ducati Panigale V4R	ESP	1'25.896	128.143	128.143				127.636	126.109	126.550	126.561	1'25.896	126.089	104	279.0	16	274.1	17	272.7	6	272.7	23	272.7	10	274.1	10	279.0	22	276.2	
2	65 J. REA Kawasaki ZX-10RR	GBR	1'26.002	127.627	127.627				128.253	126.041	126.801	126.438	1'26.002	126.486	95	269.3	11	266.6	12	266.6	8	264.7	23	267.3	9	268.6	10	269.3	22	269.3	
3	54 T. RAZGATLIOGLU Yamaha YZF R1	TUR	1'26.100	127.679	127.679	127.639		127.780	126.410	126.639	126.612	1'26.100	126.262	107	270.0	16	270.0	5	267.3	15	267.3	8	263.4	23	267.9	8	265.3	10	269.3	22	267.9
4	9 D. PETRUCCI Ducati Panigale V4R	ITA	1'26.205	128.776	128.776				129.982	1'26.205	127.036	126.764	126.433	126.655	97	276.9	13	270.6	12	270.6	7	268.6	23	272.7	10	271.3	10	276.9	22	274.8	
5	55 A. LOCATELLI Yamaha YZF R1	ITA	1'26.342	128.571	128.571	140.739		128.366	126.510	127.209	126.635	1'26.342	126.718	110	272.0	16	266.0	9	267.3	13	266.6	8	266.0	23	270.0	9	266.6	10	272.0	22	270.6
6	31 G. GERLOFF BMW M1000 RR	USA	1'26.399	128.637	128.637				129.199	126.648	127.375	127.353	1'26.399	126.720	93	278.3	16	268.6	14	271.3	8	269.3	13	267.3	10	274.1	10	278.3	22	274.8	
7	22 A. LOWES Kawasaki ZX-10RR	GBR	1'26.422	127.857	127.857				128.455	1'26.422	127.009	126.652	126.425	126.516	94	271.3	14	267.9	10	267.9	7	267.3	23	269.3	8	267.3	10	271.3	22	270.6	
8	47 A. BASSANI Ducati Panigale V4R	ITA	1'26.465	128.796	127.781	128.824		127.258	127.072	126.812	1'26.465	126.777	99	276.9	15	271.3	5	273.4	6	269.3	8	268.6	23	274.8	10	274.1	10	276.2	22	276.9	
9	77 D. AEGERTER Yamaha YZF R1	SUI	1'26.502	130.041	143.937	129.719		1'26.502	127.288	126.853	126.780	126.988	105	272.7	17	266.0	8	260.2	8	264.0	8	264.0	23	270.0	9	266.6	10	272.7	22	272.0	
10	21 M. RINALDI Ducati Panigale V4R	ITA	1'26.516	128.552	131.808	126.564		127.827	1'26.516	126.867	127.000	126.867	78	276.9	15	273.4			14	270.0	7	271.3	23	270.6	9	270.0	10	276.9			
11	66 T. SYKES BMW M1000 RR	GBR	1'26.524	128.108	129.022	126.524		127.294	1'26.524	126.628	127.294	126.628	68	272.7	12	270.0			8	268.6	6	267.3	23	270.6	9	268.6	10	272.7			
12	5 P. OETTL Ducati Panigale V4R	GER	1'26.691	127.757	129.525	126.729		127.224	127.145	1'26.691	126.963	103	275.5	16	270.0			16	267.3	8	266.0	22	269.3	9	272.0	10	275.5	22	272.0		
13	45 S. REDDING BMW M1000 RR	GBR	1'26.742	128.740	128.979	126.742		127.367	127.087	126.779	126.823	96	272.0	16	268.6			10	266.0	7	268.6	23	271.3	8	267.9	10	272.0	22	272.0		
14	28 B. RAY Yamaha YZF R1	GBR	1'26.957	128.057	130.043	127.500		127.013	1'26.957	127.375	127.375	74	269.3	15	267.9			11	263.4	6	262.7			10	265.3	10	269.3	22	269.3		
15	7 I. LECUONA Honda CBR1000 RR-R	ESP	1'27.080	128.633	129.879	127.190		127.809	127.383	1'27.080	127.295	95	275.5	16	269.3			8	265.3	8	265.3	21	270.0	10	271.3	10	275.5	22	274.1		
16	97 X. VIERGE Honda CBR1000 RR-R	ESP	1'27.219	129.671	130.031	127.579		127.650	127.582	1'27.219	127.422	93	275.5	16	270.6			13	267.9	8	269.3	23	269.3	9	268.6	10	275.5	14	272.0		
17	87 R. GARDNER Yamaha YZF R1	AUS	1'27.251	129.149	129.598	127.608		127.700	127.424	1'27.251	127.367	95	272.0	11	266.6			14	264.7	6	265.3	23	272.0	9	267.9	10	272.0	22	270.0		
18	76 L. BAZ BMW M1000 RR	FRA	1'27.305	128.927	130.002	127.305		128.072	127.744	127.420	59	267.9	15	267.9			14	262.7	6	266.0	6	262.7	8	266.0	10	267.9					
19	34 L. BALDASSARRI Yamaha YZF R1	ITA	1'27.530	130.289	143.634	132.736		128.791	128.367	1'27.530	127.935	108	266.6	16	263.4	8	259.6	14	259.6	6	261.5	23	262.1	9	265.3	10	266.6	22	262.7		
20	53 T. RABAT Kawasaki ZX-10RR	ESP	1'28.096	130.686	132.853	128.096		129.239	128.614	128.286	102	271.3	17	262.1			18	258.3	8	262.1	8	262.1	23	264.0	8	262.1	10	271.3	18	264.7	
21	35 H. SYAHRIN Honda CBR1000 RR-R	MAS	1'28.374	130.848	142.420	131.296		128.444	129.118	128.464	1'28.374	109	270.0	15	257.7	10	251.1	12	262.7	8	261.5	23	264.7	9	266.6	10	269.3	22	270.0		
22	32 I. VINALES Kawasaki ZX-10RR	ESP	1'28.389	130.124	132.894	128.763		128.975	128.422	128.422	94	267.3	13	263.4			9	258.3	8	262.1	23	263.4	9	264.0	10	267.3	22	264.0			
23	52 O. KONIG Kawasaki ZX-10RR	CZE	1'28.948	131.176	131.503	129.185		129.363	129.343	129.155	91	267.9	13	264.0			14	259.6			23	263.4	9	264.0	10	267.9	22	264.0			
24	51 E. GRANADO Honda CBR1000 RR-R	BRA	1'29.191	131.166	143.873	131.623		129.859	129.808	129.343	1'29.191	103	268.6	15	266.0	6	252.3	11	259.6	7	264.0	23	264.0	9	264.0	10	268.6	22	266.6		

02/07/2023
These data/results cannot be reproduced, stored and/or transmitted in whole or in part by any manner of electronic, mechanical, photocopying, recording, broadcasting or otherwise now known or herein after developed without the previous express consent by the copyright owner, except for reproduction in daily press and regular printed publications on sale to the public within 60 days of the event related to those data/results and always provided that copyright symbol appears together as follows below.
© DORNA WSBK ORGANIZATION Srl 2023



Donington Park 4.023 m

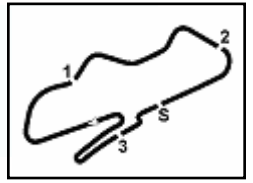
Prosecco DOC UK Round, 30 June - 2 July 2023
Pirelli Best Lap Award

	Points	Points From First	Points From Previous	February 26 PHILIP ISLAND	March 5 MANDALIKA	April 23 ASSEN	May 7 BARCELONA	June 4 MISANO	July 2 DONINGTON PARK	July 16 IMOLA	July 30 MOST	September 10 MAGNY-COURS	September 24 ARAGON	October 1 PORTIMAO	October 15 VILLICUM			
1 BAUTISTA Alvaro [ESP]	11			1	1	1	1	1	1	1								
2 REA Jonathan [GBR]	1	10		1														

02/07/2023

These data/results cannot be reproduced, stored and/or transmitted in whole or in part by any manner of electronic, mechanical, photocopying, recording, broadcasting or otherwise now known or herein after developed without the previous express consent by the copyright owner, except for reproduction in daily press and regular printed publications on sale to the public within 60 days of the event related to those data/results and always provided that copyright symbol appears together as follows below.

© DORNA WSBK ORGANIZATION Srl 2023



Prosecco DOC UK Round, 30 June - 2 July 2023

Rider's Performance

Rider	Points	Points From First	Points From Previous	February 26 PHILLIP ISLAND			March 5 MANDALIKA			April 23 ASSEN			May 7 BARCELONA			June 4 MISANO			July 2 DONINGTON PARK			July 16 IMOLA			July 30 MOST			September 10 MAGNY-COURS			September 24 ARAGON			October 1 PORTIMAO			October 15 VILLICUM		
				SP	1	2	SP	1	2	SP	1	2	SP	1	2	SP	1	2	SP	1	2	SP	1	2	SP	1	2	SP	1	2	SP	1	2	SP	1	2	SP	1	2
1 BAUTISTA Alvaro [ESP]	357			2	1	1	3	1	1	1	1	1	1	1	1	1	1	1	2	1	1																		
2 RAZGATLIOGLU Toprak [TUR]	264	93		1	3	Rt	1	2	2	3	3	2	8	2	2	2	3	2	4	2	2																		
3 LOCATELLI Andrea [ITA]	175	182	89	9	4	3	2	3	5	6	4	3	10	4	7	11	12	6	7	5	8																		
4 REA Jonathan [GBR]	163	194	12	4	2	8	5	9	Rt	2	2	Rt	3	3	5	6	5	4	1	3	5																		
5 BASSANI Axel [ITA]	146	211	17	14	5	4	7	4	8	8	5	5	14	7	11	5	4	3	14	7	7																		
6 RINALDI Michael Ruben [ITA]	102	255	44	6	14	2	4	Rt	4	16	15	10	4	Rt	3	3	2	Rt	9	13																			
7 LOWES Alex [GBR]	99	258	3	8	Rt	Rt	9	10	13	4	7	9	6	Rt	4	10	7	Rt	5	6	6																		
8 PETRUCCI Daniilo [ITA]	98	259	1	10	8	9	8	5	6	9	9	8	11	Ex	12	4	Rt	7	3	4	3																		
9 AEGERTER Dominique [SUI]	97	260	1	3	13	7	12	8	12	7	6	4	2	5	8	7	6	11	6	12	11																		
10 VIERGE Xavi [ESP]	92	265	5	17	7	11	13	7	3	12	11	Rt	12	8	6	16	10	5	17	11	Rt																		
11 GARDNER Remy [AUS]	69	288	23	7	12	10	7	11	8	6	7	10	7	10	13	9	9	10	18	10	12																		
12 LECUONA Iker [ESP]	66	291	3	11	6	6	16	12	9	10	Rt	Rt	5	6	9	8	8		13	Rt	14																		
13 REDDING Scott [GBR]	63	294	3	13	9	13	11	Rt	10	5	10	7	13	Rt	Rt	12	11	14	12	8	4																		
14 GERLOFF Garrett [USA]	61	296	2	16	10	14	14	14	11	17	12	12	9	9	10	14	13	8	10	Rt	9																		
15 DETTL Philipp [GER]	52	305	9	5	11	5	15	13		14	14	11	15	11	14	13	14	9	11	Rt	10																		
16 VAN DER MARK Michael [NED]	19	338	33	12	Rt	12	10	6		15	13	Rt																											
17 BAZ Loris [FRA]	13	344	6	18	18	15	6	11		13	17	Rt	16	13	16	19	17	12	15	Rt	23																		
18 SYKES Tom [GBR]	11	346	2	19	Rt	Rt	17	18		20	Rt	15	22	16	Rt	18	16	13	8	9	18																		
19 BALDASSARRI Lorenzo [ITA]	9	348	2	15	17	16	18	15	14	19	16	13	17	17	Rt	17	15	Rt	22	14	19																		
20 RAY Bradley [GBR]	8	349	1							18	18	Rt	19	12	15	15	18	Rt	16	Rt	13																		
21 SYAHRIN Haizh [MAS]	8	349	0	21	15	17	19	16	15	24	19	14	21	14	Rt	20	Rt	15	20	17	15																		
22 VINALES Isaac [ESP]	1	356	7							22	23	18	24	Rt	Rt	23	20	16	21	15	16																		
23 LOPES Ivo Miguel [POR]	1	356	0										20	15	17																								

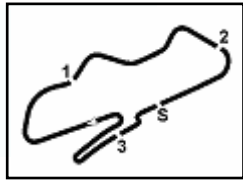
SP = Superpole - 1 = Race 1 - 2 = Race 2

Ns = Did Not Start - Rt = Retired - Ex = Excluded

02/07/2023

These data/results cannot be reproduced, stored and/or transmitted in whole or in part by any manner of electronic, mechanical, photocopying, recording, broadcasting or otherwise now known or herein after developed without the previous express consent by the copyright owner, except for reproduction in daily press and regular printed publications on sale to the public within 60 days of the event related to those data/results and always provided that copyright symbol appears together as follows below.

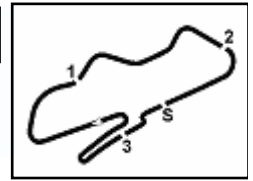
© DORNA WSBK ORGANIZATION Srl 2023



	Points	Points From First	Points From Previous	February 26 PHILLIP ISLAND	March 5 MANDALIKA	April 23 ASSEN	May 7 BARCELONA	June 4 MISANO	July 2 DONINGTON PARK	July 16 IMOLA	July 30 MOST	September 10 MAGNY-COURS	September 24 ARAGON	October 1 PORTIMAO	October 15 VILLICUM			
1 GERLOFF Garrett (USA)	80			9 10	8 6	8 10	12 4	4 5	1 3									
2 BASSANI Axel (ITA)	71	9		9 11	5 3	7 3	5 5	2 4	8 9									
3 SYHRIN Hañizh (MAS)	71	9	0	8 8	4 1	8 10	7 1	2 6	9 7									
4 VIERGE Xavi (ESP)	68	12	3	11 9	9 1	6 2	3 5	6 3	6 7									
5 LECUONA Iker (ESP)	68	12	0	9 8	7 2	8 4	11 4	2	5 8									
6 BALDASSARRI Lorenzo (ITA)	64	16	4	7 2	8 1	6 9	5 2	5 3	13 3									
7 GARDNER Remy (AUS)	64	16	0	3 5	6 6	9 9	4 4	3 4	8 7									
8 REDDING Scott (GBR)	63	17	1	13 9	3 7	1 2	2 2	2 8	5 9									
9 OETTL Philipp (GER)	63	17	0	4 10	6	6 6	6 4	3 7	3 8									
10 LOWES Alex (GBR)	58	22	5	5 13	6 1	2 10	3 6	5 1	3 3									
11 PETRUCCI Danilo (ITA)	54	26	4	8 8	5 2	5 4	7 6	4	1 4									
12 BAZ Loris (FRA)	53	27	1	5 8	4	3 4	9 5	6 8	1									
13 KONIG Oliver (CZE)	50	30	3	5 8	3	7 9			9 9									
14 REA Jonathan (GBR)	48	32	2	3 13	8 2	2	3 7	2 3	2 3									
15 AEGERTER Dominique (SUI)	48	32	0	1 12	11 2	7 2	2 3	1 4	3									
16 VINALES Isaac (ESP)	47	33	1			6 7	4 2	3 6	11 8									
17 RINALDI Michael Ruben (ITA)	44	36	3	4	1	11 7	1 7	1 2	10									
18 GRANADO Eric (BRA)	44	36	0	7 7		7 7			8 8									
19 SYKES Tom (GBR)	41	39	3	4 1	4	2 9	6 2	2 7	4									
20 RAY Bradley (GBR)	38	42	3			4 5	6 8	4 4	7									
21 LOCATELLI Andrea (ITA)	31	49	7	6 2	2 2	3 3	6	2 2	3									
22 VAN DER MARK Michael (NED)	27	53	4	4 5	10	5 3												
23 RAZGATLIOGLU Toprak (TUR)	27	53	0	1 4	1 2	2	4 4	2	4 3									
24 BAUTISTA Alvaro (ESP)	22	58	5	2	2 3	4 1	1	2	3 4									

02/07/2023
These data/results cannot be reproduced, stored and/or transmitted in whole or in part by any manner of electronic, mechanical, photocopying, recording, broadcasting or otherwise now known or herein after developed without the previous express consent by the copyright owner, except for reproduction in daily press and regular printed publications on sale to the public within 60 days of the event related to those data/results and always provided that copyright symbol appears together as follows below.
© DORNA WSBK ORGANIZATION Srl 2023





Prosecco DOC UK Round, 30 June - 2 July 2023

Overtakes Standings Race 2

	Points	Points From First	Points From Previous	February 26 PHILLIP ISLAND	March 5 MANDALIKA	April 23 ASSEN	May 7 BARCELONA	June 4 MISANO	July 2 DONINGTON PARK	July 16 IMOLA	July 30 MOST	September 10 MAGNY-COURS	September 24 ARAGON	October 1 PORTIMAO	October 15 VILLICUM			
25 RABAT Tito (ESP)	21	59	1					3 3	10 5									
26 RUIU Gabriele (ITA)	15	65	6			8 7												
27 LOPES Ivo Miguel (POR)	10	70	5				5 5											
28 MIZUNO Ryo (JPN)	5	75	5					4 1										
29 VITALI Luca (ITA)	2	78	3					2										

02/07/2023
These data/results cannot be reproduced, stored and/or transmitted in whole or in part by any manner of electronic, mechanical, photocopying, recording, broadcasting or otherwise now known or herein after developed without the previous express consent by the copyright owner, except for reproduction in daily press and regular printed publications on sale to the public within 60 days of the event related to those data/results and always provided that copyright symbol appears together as follows below.
© DORNA WSBK ORGANIZATION Srl 2023





Prosecco DOC UK Round, 30 June - 2 July 2023

Concession Points per Race

Checkpoint	BMW	Ducati	Honda	Kawasaki	Yamaha
1-RC2 (1)	0	12	0	0	3
2-RC1 (1)	0	8	0	0	7
2-RC2 (1)	0	7	3	0	5
3-RC1 (1)	0	6	0	4	5
3-RC2 (1)	0	6	0	0	9
4-RC1 (2)	0	5	0	3	7
4-RC2 (2)	0	8	0	3	4
5-RC1 (2)	0	11	0	1	3
5-RC2 (2)	0	8	1	2	4
6-RC1 (2)	0	7	0	3	5
6-RC2 (2)	2	8	0	1	4

Concession Points per Checkpoint (Normalized)

Checkpoint	BMW	Ducati	Honda	Kawasaki	Yamaha
1	0	46	3	4	34
1 - Delta from first	46	0	43	42	12
2	2	47	1	13	27
2 - Delta from first	45	0	46	34	20

Dry race wins (yearly)

	BMW	Ducati	Honda	Kawasaki	Yamaha
Dry wins	0	11	0	0	0

Manufacturer entitled for Concessions and/or Super Concessions

	BMW	Ducati	Honda	Kawasaki	Yamaha
Checkpoint 1	NO	NO	NO	NO	YES
Checkpoint 2	NO	NO	NO	NO	YES

Concession and Super Concession Tokens (normalized)

Checkpoint	BMW	Ducati	Honda	Kawasaki	Yamaha
1	8,39616	-0.37951	12,14443	11,11198	2,727828
2	10,48331	-0.43583	14,77547	9,47646	4,00823