

Autodrom Most 4.212 m

1 / 2

## Tissot Czech Round, 6-8 August 2021

### Results Race 1

Laps 22 = 92,664 Km - Time of Race 34'14.370 - Avg. 162,381 km/h

Pos	Grid	No.	Rider	Nat	Team	Bike	Class	LL	Gap	Rel.	Fastest Lap	Speed	Qualifying	Speed
1	2	54	T. RAZGATLIOGLU	TUR	Pata Yamaha with BRITX WorldSBK	Yamaha YZF R1		22			1'32.697	288,8	1'31.751	287,2
2	3	45	S. REDDING	GBR	Aruba.it Racing - Ducati	Ducati Panigale V4 R		22	0.040	0.040	1'32.826	292,7	1'32.158	291,1
3	6	55	A. LOCATELLI	ITA	Pata Yamaha with BRITX WorldSBK	Yamaha YZF R1		22	13.838	13.798	1'33.284	290,3	1'32.335	288,8
4	8	21	M. RINALDI	ITA	Aruba.it Racing - Ducati	Ducati Panigale V4 R		22	16.650	2.812	1'33.519	294,3	1'32.530	295,1
5	10	47	A. BASSANI	ITA	Motocorsa Racing	Ducati Panigale V4 R	IND	22	16.935	0.285	1'33.343	297,5	1'32.911	289,5
6	5	31	G. GERLOFF	USA	GRT Yamaha WorldSBK Team	Yamaha YZF R1	IND	22	17.099	0.164	1'33.045	291,1	1'32.238	287,2
7	11	19	A. BAUTISTA	ESP	Team HRC	Honda CBR1000 RR-R		22	22.590	5.491	1'33.382	296,7	1'32.928	291,9
8	7	91	L. HASLAM	GBR	Team HRC	Honda CBR1000 RR-R		22	24.728	2.138	1'33.616	291,1	1'32.352	288,8
9	4	66	T. SYKES	GBR	BMW Motorrad WorldSBK Team	BMW M 1000 RR		22	26.924	2.196	1'33.675	290,3	1'32.173	286,5
10	12	17	M. FRITZ	GER	IXS-YART Yamaha	Yamaha YZF R1	IND	22	39.559	12.635	1'34.314	282,7	1'33.164	282,0
11	20	23	C. PONSSON	FRA	Gil Motor Sport-Yamaha	Yamaha YZF R1	IND	22	58.991	19.432	1'35.356	286,5	1'34.444	283,5
12	19	32	I. VINALES	ESP	Orelac Racing VerdNatura	Kawasaki ZX-10RR	IND	22	59.105	0.114	1'35.177	285,7	1'34.280	285,0
13	9	22	A. LOWES	GBR	Kawasaki Racing Team WorldSBK	Kawasaki ZX-10RR		22	1'21.929	22.824	1'33.787	286,5	1'32.559	288,8
14	18	3	K. NOZANE	JPN	GRT Yamaha WorldSBK Team	Yamaha YZF R1	IND	21	1 Lap	1 Lap	1'35.772	283,5	1'34.167	285,7
-----Not Classified-----														
RET	1	1	J. REA	GBR	Kawasaki Racing Team WorldSBK	Kawasaki ZX-10RR		17	5 Laps		1'32.784	294,3	1'31.684	285,7
RET	17	60	M. VAN DER MARK	NED	BMW Motorrad WorldSBK Team	BMW M 1000 RR		13	9 Laps		1'33.534	288,8	1'33.994	288,8
RET	22	84	L. CRESSON	BEL	OUTDO TPR Team Pedercini Racing	Kawasaki ZX-10RR	IND	10	12 Laps		1'35.432	285,0	1'35.936	280,5
RET	15	53	T. RABAT	ESP	Barni Racing Team	Ducati Panigale V4 R	IND	9	13 Laps		1'34.429	290,3	1'33.470	288,8
RET	21	94	J. FOLGER	GER	Bonovo MGM Racing	BMW M 1000 RR	IND	6	16 Laps		1'35.236	288,8	1'34.499	288,8
RET	16	7	C. DAVIES	GBR	Team GoEleven	Ducati Panigale V4 R	IND	5	17 Laps		1'34.442	290,3	1'33.607	288,8
RET	13	98	K. HANIKA	CZE	IXS-YART Yamaha	Yamaha YZF R1	IND	3	19 Laps		1'33.715	285,7	1'33.249	283,5
RET	23	14	J. URIBE	USA	OUTDO TPR Team Pedercini Racing	Kawasaki ZX-10RR	IND	3	19 Laps		1'36.131	279,8	1'36.118	277,6
RET	14	52	A. DELBIANCO	ITA	MIE Racing Honda Racing	Honda CBR1000 RR-R	IND	2	20 Laps		1'35.306	288,0	1'33.434	285,0

AIR	Humidity:	43%	Temp:	27°C
TRACK	Condition:	Dry	Temp:	39°C

Records	Pole (SP)	2021	J.Rea	1'31.684	165,39 Km/h
	All Times (SP)	2021	J.Rea	1'31.684	165,39 Km/h
Race Fastest Lap	(New Record)	Lap 15	T.Razgatioglu	1'32.697	163,58 Km/h

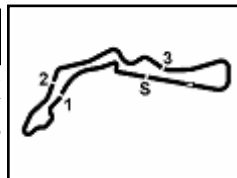
LAP LEADERS					
No.	Rider	From	To	Laps	Total
54	T. RAZGATLIOGLU	1	2	2	
45	S. REDDING	3	18	16	
54	T. RAZGATLIOGLU	19	19	1	
45	S. REDDING	20	21	2	18
54	T. RAZGATLIOGLU	22	22	1	4

TOTAL LEADER LAPS		
No.	Rider	Laps
1	J. REA	96
54	T. RAZGATLIOGLU	71
45	S. REDDING	68
21	M. RINALDI	33
55	A. LOCATELLI	10

Start 07/08/2021 14:00 End 14:35 The results are provisional until the end of the time limit for protests and appeals and the completion of the technical checks.

These data/results cannot be reproduced, stored and/or transmitted in whole or in part by any manner of electronic, mechanical, photocopying, recording, broadcasting or otherwise now known or herein after developed without the previous express consent by the copyright owner, except for reproduction in daily press and regular printed publications on sale to the public within 60 days of the event related to those data/results and always provided that copyright symbol appears together as follows below.

© DORNA WSBK ORGANIZATION Srl 2021



## Tissot Czech Round, 6-8 August 2021 Results Race 1

### Race Highlights

Time	No. Rider	Description
13.57.51		Warm-up Lap Start
14.00.27		Start
14.02.25	3 Nozane	Crashed - Turn 2
14.02.44	3 Nozane	Re-joined
14.04.50	52 Delbianco	Crashed - Turn 16
14.05.25		No Jump Start
14.05.31	98 Hanika	Crashed - Turn 1
14.05.51	52 Delbianco	Not Actively Competing
14.05.57	98 Hanika	Not Actively Competing
14.06.31	14 Uribe	Crashed - Turn 15
14.07.02	7 Davies	Crashed - Turn 1
14.07.02	22 Lowes	Crashed - Turn 1
14.07.24	22 Lowes	Re-joined
14.07.39	14 Uribe	Not Actively Competing
14.07.58	7 Davies	Re-joined
14.10.33	7 Davies	Entered Pits
14.11.47	94 Folger	Technical Problem - Turn 20
14.12.30	94 Folger	Not Actively Competing
14.14.51	53 Rabat	Crashed - Turn 1
14.15.37	53 Rabat	Not Actively Competing
14.17.30	7 Davies	Retired
14.17.59	84 Cresson	Crashed - Turn 20
14.18.40	84 Cresson	Not Actively Competing
14.20.44	60 van der Mark	Crashed - Turn 20
14.20.52	1 Rea	Crashed - Turn 1
14.21.04	1 Rea	Re-joined
14.21.11	60 van der Mark	Re-joined
14.21.25	60 van der Mark	Entered Pits
14.22.25	60 van der Mark	Retired
14.22.40		2/3 of Race Distance Completed
14.28.57	1 Rea	Crashed - Turn 20
14.29.27	1 Rea	Not Actively Competing
14.35.58		End Of Session

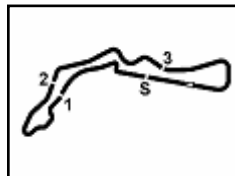
Start 14:00 End 14:35 The results are provisional until the end of the time limit for protests and appeals and the completion of the technical checks.

07/08/2021 14:00 14:35

These data/results cannot be reproduced, stored and/or transmitted in whole or in part by any manner of electronic, mechanical, photocopying, recording, broadcasting or otherwise now known or herein after developed without the previous express consent by the copyright owner, except for reproduction in daily press and regular printed publications on sale to the public within 60 days of the event related to those data/results and always provided that copyright symbol appears together as follows below.

© DORNA WSBK ORGANIZATION Srl 2021





Autodrom Most 4.212 m

## Tissot Czech Round, 6-8 August 2021 Championship Standings

1 / 2

Points	Points From First	Points From Previous	May 23		May 30		June 13		July 4		July 25		August 8		August 22		September 5		September 19		September 26		October 3		October 16		November 14		
			ARAGON	ESTORIL	MISANO	DONINGTON	ASSEN	MOST	NAVARRA	MAGNY-COURS	BARCELONA	JEREZ	PORTIMAO	VILLICUM	MANDALIKA														
1	REA Jonathan (GBR)	243	25	20	16	25	16	16	20	25	25																		
2	RAZGATLIOGLU Toprak (TUR)	231	12	16	10	20	16	20	25	25	16	25	25																
3	REDDING Scott (GBR)	182	61	49	13	25	25	13	13	13	20	20	20																
4	LOWES Alex (GBR)	130	113	52	20	16	13	11	10	16	10	9	3																
5	RINALDI Michael Ruben (ITA)	124	119	6	9	11	5	25	20	4	8	8	13																
6	GERLOFF Garrett (USA)	115	128	9	7	9	13	4	11	9	20	10	10																
7	SYKES Tom (GBR)	109	134	6	10	13	2	8	8	4	13	16	9	1	7														
8	VAN DER MARK Michael (NED)	104	139	5	5	11	9	10	6	6	11	11	13	10															
9	LOCATELLI Andrea (ITA)	100	143	4	6	7	6	11	7	7	5	11	16	16															
10	DAVIES Chaz (GBR)	85	158	15	11		10	20			5	9	7	13															
11	BAUTISTA Alvaro (ESP)	77	166	8	5	8	9	10	8	8	6	11	9																
12	BASSANI Axel (ITA)	71	172	6	4	2	5	5	9	9	6	3	6	7	11														
13	HASLAM Leon (GBR)	63	180	8	8	4	4	2	10	7	8	6	8																
14	MAHIAS Lucas (FRA)	36	207	27	1	6	3	2	5	5	7	4																	
15	RABAT Tito (ESP)	23	220	13			7	6	1	2	2	5																	
16	NOZANE Kohta (JPN)	23	220	0	2	4	1	3	3	3		4	2																
17	VINALES Isaac (ESP)	19	224	4	3	3		1		1	5	2	4																
18	LAVERTY Eugene (IRL)	14	229	5			7		1	3	1																		
19	FOLGER Jonas (GER)	8	235	6	8																								
20	MERCADO Leandro (ARG)	7	236	1							4	3																	
21	FRITZ Marvin (GER)	6	237	1									6																
22	PONSSON Christophe (FRA)	6	237	0		1							5																
23	CRESSON Loris (BEL)	3	240	3							3																		
24	MANTOVANI Andrea (ITA)	2	241	1							2																		
25	MOSSEY Luke (GBR)	2	241	0					2																				

07/08/2021

These data/results cannot be reproduced, stored and/or transmitted in whole or in part by any manner of electronic, mechanical, photocopying, recording, broadcasting or otherwise now known or herein after developed without the previous express consent by the copyright owner, except for reproduction in daily press and regular printed publications on sale to the public within 60 days of the event related to those data/results and always provided that copyright symbol appears together as follows below.

© DORNA WSBK ORGANIZATION Srl 2021

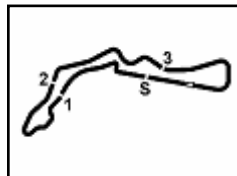
FICR PERUGIA TIMING



Official Tyre Supplier



Official Timekeeper



Autodrom Most 4.212 m

Tissot Czech Round, 6-8 August 2021  
Championship Standings

2 / 2

Points	Points From First	Points From Previous	Independent Riders															
			May 23 ARAGON	May 30 ESTORIL	June 13 MISANO	July 4 DONINGTON	July 25 ASSEN	August 8 MOST	August 22 NAVARRA	September 5 MAGNY-COURS	September 19 BARCELONA	September 26 JEREZ	October 3 PORTIMAO	October 16 VILLICUM	November 14 MANDALIKA			
1	GERLOFF Garrett (USA)	115	7 9 7	13 6	4 11 2	9 20 5	10 2	10										
2	DAVIES Chaz (GBR)	85 30	11 6	10 20 1		5 9 2	7 13 1											
3	BASSANI Axel (ITA)	71 44 14	4 2	5 5	9 9 4	6 3	6 7	11										
4	MAHIAS Lucas (FRA)	36 79 35	1 6	3 2	5 5	7 4 3												
5	RABAT Tito (ESP)	23 92 13		7 6	1 2	2	5											
6	NOZANE Kohta (JPN)	23 92 0	2 4 1	1 3	3 3		4 2											
7	VINALES Isaac (ESP)	19 96 4	3 3	1		1	5 2	4										
8	LAVERTY Eugene (IRL)	14 101 5		7 2	1	3 1												
9	FOLGER Jonas (GER)	8 107 6	8															
10	MERCADO Leandro (ARG)	7 108 1					4 3											
11	FRITZ Marvin (GER)	6 109 1						6										
12	PONSSON Christophe (FRA)	6 109 0	1					5										
13	CRESSON Loris (BEL)	3 112 3					3											
14	MANTOVANI Andrea (ITA)	2 113 1					2											
15	MOSSEY Luke (GBR)	2 113 0				2												

07/08/2021

These data/results cannot be reproduced, stored and/or transmitted in whole or in part by any manner of electronic, mechanical, photocopying, recording, broadcasting or otherwise now known or herein after developed without the previous express consent by the copyright owner, except for reproduction in daily press and regular printed publications on sale to the public within 60 days of the event related to those data/results and always provided that copyright symbol appears together as follows below.

© DORNA WSBK ORGANIZATION Srl 2021

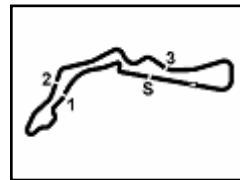
FICR PERUGIA TIMING



Official Tyre Supplier



Official Timekeeper



Autodrom Most 4.212 m

1 / 4

## Tissot Czech Round, 6-8 August 2021

### Lap Chart Race 1

Lap																							
	1	2	3	4	5	6	7	8	9	10	11	12	13	14	15	16	17	18	19	20	21	22	
1	54	54	45	45	45	45	45	45	45	45	45	45	45	45	45	45	45	45	54	45	45	54	
2	1	45	1	1	1	1	1	54	54	54	54	54	54	54	54	54	54	54	45	54	54	45	
3	45	1	54	54	54	54	54	1	1	1	1	1	1	55	55	55	55	55	55	55	55	55	
4	21	21	21	21	21	21	21	21	21	55	55	55	55	21	21	21	21	21	21	21	21	21	
5	66	66	66	55	55	55	55	55	55	21	21	21	21	47	47	47	47	47	47	47	47	47	
6	55	55	55	66	19	19	19	19	19	47	47	47	47	31	31	31	31	31	31	31	31	31	
7	19	47	47	47	47	47	47	47	47	31	91	31	31	91	19	19	19	19	19	19	19	19	
8	47	19	19	19	91	91	91	91	91	91	31	91	91	19	91	91	91	91	91	91	91	91	
9	91	91	91	91	31	31	31	31	31	66	60	60	66	66	66	66	66	66	66	66	66	66	
10	31	31	31	31	66	66	66	66	66	60	66	66	19	17	17	17	17	17	17	17	17	17	
11	53	53	60	60	60	60	60	60	60	19	19	19	17	1	1	1	1	32	32	32	32	23	
12	7	60	53	22	53	53	53	53	53	17	17	17	23	23	23	23	23	23	23	23	23	32	
13	60	7	22	53	17	17	17	17	17	23	23	23	32	32	32	32	22	22	22	22	22	22	
14	52	22	7	7	23	23	23	23	23	84	32	32	60	22	22	22	22	3	3	3	3		
15	17	52	98	17	84	84	84	84	84	32	22	22	22	3	3	3	3						
16	22	98	17	23	94	94	32	32	32	22	3	3	3										
17	98	17	23	84	32	32	22	22	22	3													
18	3	84	84	94	22	22	3	3	3														
19	84	23	94	32	3	3																	
20	23	94	32	3	7																		
21	94	32	14																				
22	14	14	3																				
23	32	3																					

Final Result			
1	54	T. RAZGATLIOGLU	Laps 22
2	45	S. REDDING	0.040
3	55	A. LOCATELLI	13.838
4	21	M. RINALDI	16.650
5	47	A. BASSANI	16.935
6	31	G. GERLOFF	17.099
7	19	A. BAUTISTA	22.590
8	91	L. HASLAM	24.728
9	66	T. SYKES	26.924
10	17	M. FRITZ	39.559
11	23	C. PONSSON	58.991
12	32	I. VINALES	59.105
13	22	A. LOWES	1'21.929
14	3	K. NOZANE	1 Lap
RET	1	J. REA	5 Laps
RET	60	M. VAN DER MARK	9 Laps
RET	84	L. CRESSON	12 Laps
RET	53	T. RABAT	13 Laps
RET	94	J. FOLGER	16 Laps
RET	7	C. DAVIES	17 Laps
RET	98	K. HANIKA	19 Laps
RET	14	J. URIBE	19 Laps
RET	52	A. DELBIANCO	20 Laps

07/08/2021

These data/results cannot be reproduced, stored and/or transmitted in whole or in part by any manner of electronic, mechanical, photocopying, recording, broadcasting or otherwise now known or herein after developed without the previous express consent by the copyright owner, except for reproduction in daily press and regular printed publications on sale to the public within 60 days of the event related to those data/results and always provided that copyright symbol appears together as follows below.

© DORNA WSBK ORGANIZATION Srl 2021

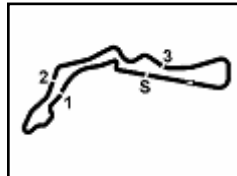
FCR PERUGIA TIMING



Official Tyre Supplier



Official Timekeeper



Autodrom Most 4.212 m

## Tissot Czech Round, 6-8 August 2021

### Lap Chart Race 1

2 / 4

#### Lap 1

1	54	T.Razgatioglu	1'37.837
2	1	J.Rea	0.046
3	45	S.Redding	0.392
4	21	M.Rinaldi	1.048
5	66	T.Sykes	1.369
6	55	A.Locatelli	1.572
7	19	A.Bautista	1.935
8	47	A.Bassani	2.018
9	91	L.Haslam	2.197
10	31	G.Gerloff	2.644
11	53	T.Rabat	3.366
12	7	C.Davies	3.758
13	60	M.van der Mark	4.022
14	52	A.Delbianco	4.366
15	17	M.Fritz	4.413
16	22	A.Lowes	4.488
17	98	K.Hanika	4.782
18	3	K.Nozone	5.030
19	84	L.Cresson	5.919
20	23	C.Ponsson	6.117
21	94	J.Folger	6.658
22	14	J.Urbe	7.143
23	32	I.Vinales	7.178

#### Lap 2

1	54	T.Razgatioglu	3'11.444
2	45	S.Redding	0.043
3	1	J.Rea	0.188
4	21	M.Rinaldi	1.219
5	66	T.Sykes	1.437
6	55	A.Locatelli	1.612
7	47	A.Bassani	1.754
8	19	A.Bautista	2.306
9	91	L.Haslam	2.619
10	31	G.Gerloff	2.786
11	53	T.Rabat	4.244
12	60	M.van der Mark	4.549
13	7	C.Davies	4.999
14	22	A.Lowes	5.337
15	52	A.Delbianco	6.065
16	98	K.Hanika	6.188
17	17	M.Fritz	6.472
18	84	L.Cresson	8.059
19	23	C.Ponsson	8.206
20	94	J.Folger	10.064
21	32	I.Vinales	10.386
22	14	J.Urbe	11.571
23	3	K.Nozone	52.291

#### Lap 3

1	45	S.Redding	4'44.563
2	1	J.Rea	0.307
3	54	T.Razgatioglu	0.761
4	21	M.Rinaldi	1.662
5	66	T.Sykes	2.144
6	55	A.Locatelli	2.326
7	47	A.Bassani	2.737
8	19	A.Bautista	3.032
9	91	L.Haslam	3.431
10	31	G.Gerloff	3.714
11	60	M.van der Mark	5.666
12	53	T.Rabat	5.895
13	22	A.Lowes	6.005
14	7	C.Davies	6.322
15	98	K.Hanika	6.784
16	17	M.Fritz	8.003
17	23	C.Ponsson	10.594
18	84	L.Cresson	10.818
19	94	J.Folger	12.181
20	32	I.Vinales	12.734
21	14	J.Urbe	14.583
22	3	K.Nozone	55.349

#### Lap 4

1	45	S.Redding	6'17.438
2	1	J.Rea	0.216
3	54	T.Razgatioglu	0.700
4	21	M.Rinaldi	2.306
5	55	A.Locatelli	2.735
6	66	T.Sykes	3.802
7	47	A.Bassani	3.943
8	19	A.Bautista	4.070
9	91	L.Haslam	4.251
10	31	G.Gerloff	4.500
11	60	M.van der Mark	6.325
12	22	A.Lowes	7.058
13	53	T.Rabat	7.449
14	7	C.Davies	8.023
15	17	M.Fritz	9.619
16	23	C.Ponsson	13.075
17	84	L.Cresson	13.375
18	94	J.Folger	14.585
19	32	I.Vinales	15.407
20	3	K.Nozone	58.631

#### Lap 5

1	45	S.Redding	7'50.417
2	1	J.Rea	0.237
3	54	T.Razgatioglu	0.714
4	21	M.Rinaldi	2.902
5	55	A.Locatelli	3.233
6	19	A.Bautista	4.696
7	47	A.Bassani	4.879
8	91	L.Haslam	5.167
9	31	G.Gerloff	5.297
10	66	T.Sykes	6.041
11	60	M.van der Mark	7.333
12	53	T.Rabat	9.183
13	17	M.Fritz	11.254
14	23	C.Ponsson	16.187
15	84	L.Cresson	16.359
16	94	J.Folger	17.268
17	32	I.Vinales	17.706
18	22	A.Lowes	44.121
19	3	K.Nozone	1'01.869
20	7	C.Davies	

#### Lap 6

1	45	S.Redding	9'23.290
2	1	J.Rea	0.700
3	54	T.Razgatioglu	1.043
4	21	M.Rinaldi	3.693
5	55	A.Locatelli	4.133
6	19	A.Bautista	5.438
7	47	A.Bassani	5.734
8	91	L.Haslam	5.910
9	31	G.Gerloff	6.250
10	66	T.Sykes	7.361
11	60	M.van der Mark	8.340
12	53	T.Rabat	10.976
13	17	M.Fritz	13.047
14	23	C.Ponsson	18.829
15	84	L.Cresson	19.141
16	94	J.Folger	20.148
17	32	I.Vinales	20.220
18	22	A.Lowes	53.564
19	3	K.Nozone	1'04.862

#### Lap 7

1	45	S.Redding	10'56.138
2	1	J.Rea	1.852
3	54	T.Razgatioglu	1.965
4	21	M.Rinaldi	4.407
5	55	A.Locatelli	4.933
6	19	A.Bautista	5.972
7	47	A.Bassani	6.415
8	91	L.Haslam	7.021

9	31	G.Gerloff	7.217
10	66	T.Sykes	8.415
11	60	M.van der Mark	9.364
12	53	T.Rabat	12.999
13	17	M.Fritz	14.513
14	23	C.Ponsson	21.559
15	84	L.Cresson	21.887
16	32	I.Vinales	22.806
17	22	A.Lowes	56.381
18	3	K.Nozone	1'08.212

#### Lap 8

1	45	S.Redding	12'29.459
2	54	T.Razgatioglu	1.809
3	1	J.Rea	1.942
4	21	M.Rinaldi	4.646
5	55	A.Locatelli	5.163
6	19	A.Bautista	6.556
7	47	A.Bassani	6.676
8	91	L.Haslam	7.805
9	31	G.Gerloff	8.068
10	66	T.Sykes	9.149
11	60	M.van der Mark	9.851
12	53	T.Rabat	14.386
13	17	M.Fritz	15.584
14	23	C.Ponsson	23.768
15	84	L.Cresson	24.420
16	32	I.Vinales	24.662
17	22	A.Lowes	58.318
18	3	K.Nozone	1'11.028

#### Lap 9

1	45	S.Redding	14'02.771
2	54	T.Razgatioglu	1.583
3	1	J.Rea	1.718
4	21	M.Rinaldi	5.253
5	55	A.Locatelli	5.509
6	19	A.Bautista	7.160
7	47	A.Bassani	7.376
8	91	L.Haslam	8.700
9	31	G.Gerloff	8.860
10	66	T.Sykes	9.983
11	60	M.van der Mark	10.483
12	53	T.Rabat	16.866
13	17	M.Fritz	17.188
14	23	C.Ponsson	26.210
15	84	L.Cresson	26.849
16	32	I.Vinales	26.857
17	22	A.Lowes	59.739
18	3	K.Nozone	1'13.488

#### Lap 10

1	45	S.Redding	15'35.963
2	54	T.Razgatioglu	1.576
3	1	J.Rea	1.654
4	55	A.Locatelli	5.985
5	21	M.Rinaldi	6.330
6	47	A.Bassani	7.791
7	31	G.Gerloff	9.907
8	91	L.Haslam	10.083
9	66	T.Sykes	11.055
10	60	M.van der Mark	11.197
11	19	A.Bautista	12.969
12	17	M.Fritz	18.920
13	23	C.Ponsson	28.573
14	84	L.Cresson	29.987
15	32	I.Vinales	30.036
16	22	A.Lowes	1'02.462
17	3	K.Nozone	1'17.201

#### Lap 11

1	45	S.Redding	17'09.056
2	54	T.Razgatioglu	1.622
3	1	J.Rea	1.662

4	55	A.Locatelli	6.395
5	21	M.Rinaldi	7.459
6	47	A.Bassani	8.472
7	91	L.Haslam	11.485
8	31	G.Gerloff	11.592
9	60	M.van der Mark	11.974
10	66	T.Sykes	12.688
11	19	A.Bautista	13.710
12	17	M.Fritz	20.548
13	23	C.Ponsson	31.138
14	32	I.Vinales	33.144
15	22	A.Lowes	1'04.711
16	3	K.Nozone	1'20.401

#### Lap 12

1	45	S.Redding	18'42.678
2	54	T.Razgatioglu	1.026
3	1	J.Rea	1.094
4	55	A.Locatelli	6.713
5	21	M.Rinaldi	8.345
6	47	A.Bassani	8.819
7	31	G.Gerloff	12.394
8	91	L.Haslam	12.678
9	60	M.van der Mark	12.839
10	66	T.Sykes	13.608
11	19	A.Bautista	13.947
12	17	M.Fritz	22.259
13	23	C.Ponsson	33.606
14	32	I.Vinales	35.193
15	22	A.Lowes	1'05.862
16	3	K.Nozone	1'23.080

#### Lap 13

1	45	S.Redding	20'15.783
2	54	T.Razgatioglu	0.944
3	1	J.Rea	1.025
4	55	A.Locatelli	7.426
5	21	M.Rinaldi	9.443
6	47	A.Bassani	9.723
7	31	G.Gerloff	12.946
8	91	L.Haslam	13.946
9	66	T.Sykes	14.774
10	19	A.Bautista	14.823
11	17	M.Fritz	24.034
12	23	C.Ponsson	36.409
13	32	I.Vinales	37.333
14	60	M.van der Mark	1'06.991
15	22	A.Lowes	1'07.825
16	3	K.Nozone	1'26.566

#### Lap 14

1	45	S.Redding	21'48.793
2	54	T.Razgatioglu	0.784
3	55	A.Locatelli	8.248
4	21	M.Rinaldi	10.410
5	47	A.Bassani	10.862
6	31	G.Gerloff	13.530
7	91	L.Haslam	15.950
8	19	A.Bautista	15.963
9	66	T.Sykes	16.405
10	17	M.Fritz	26.261
11	1	J.Rea	33.323
12	23	C.Ponsson	39.537
13	32	I.Vinales	39.605
14	22	A.Lowes	1'09.853
15	3	K.Nozone	1'30.272

#### Lap 15

1	45	S.Redding	23'21.780
2	54	T.Razgatioglu	0.494
3	55	A.Locatelli	8.871
4	21	M.Rinaldi	11.137
5	47	A.Bassani	11.512
6	31	G.Gerloff	13.743

07/08/2021

These data/results cannot be reproduced, stored and/or transmitted in whole or in part by any manner of electronic, mechanical, photocopying, recording, broadcasting or otherwise now known or herein after developed without the previous express consent by the copyright owner, except for reproduction in daily press and regular printed publications on sale to the public within 60 days of the event related to those data/results and always provided that copyright symbol appears together as follows below.

© DORNA WSBK ORGANIZATION Srl 2021

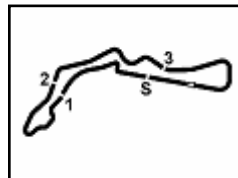
FCR PERUGIA TIMING



Official Tyre Supplier



Official Timekeeper



Autodrom Most 4.212 m

3 / 4

## Tissot Czech Round, 6-8 August 2021

### Lap Chart Race 1

7	19	A.Bautista	16.924
8	91	L.Haslam	17.059
9	66	T.Sykes	17.672
10	17	M.Fritz	27.854
11	1	J.Rea	35.197
12	23	C.Ponsson	42.175
13	32	I.Vinales	42.229
14	22	A.Lowes	1'11.602
15	3	K.Nozone	

14 3 K.Nozone

#### Lap 16

1	45	S.Redding	24'54.618
2	54	T.Razgatioglu	0.510
3	55	A.Locatelli	9.890
4	21	M.Rinaldi	12.040
5	47	A.Bassani	12.448
6	31	G.Gerloff	13.950
7	19	A.Bautista	18.030
8	91	L.Haslam	18.207
9	66	T.Sykes	19.148
10	17	M.Fritz	29.911
11	1	J.Rea	36.939
12	23	C.Ponsson	44.872
13	32	I.Vinales	44.928
14	22	A.Lowes	1'13.750
15	3	K.Nozone	

#### Lap 17

1	45	S.Redding	26'27.444
2	54	T.Razgatioglu	0.494
3	55	A.Locatelli	10.760
4	21	M.Rinaldi	13.232
5	47	A.Bassani	13.529
6	31	G.Gerloff	14.504
7	19	A.Bautista	19.343
8	91	L.Haslam	19.562
9	66	T.Sykes	20.731
10	17	M.Fritz	31.734
11	1	J.Rea	38.185
12	23	C.Ponsson	47.639
13	32	I.Vinales	47.666
14	22	A.Lowes	1'15.456
15	3	K.Nozone	

#### Lap 18

1	45	S.Redding	28'00.508
2	54	T.Razgatioglu	0.368
3	55	A.Locatelli	11.318
4	21	M.Rinaldi	14.055
5	47	A.Bassani	14.280
6	31	G.Gerloff	14.595
7	19	A.Bautista	20.358
8	91	L.Haslam	20.560
9	66	T.Sykes	21.890
10	17	M.Fritz	33.209
11	32	I.Vinales	50.328
12	23	C.Ponsson	50.501
13	22	A.Lowes	1'17.108
14	3	K.Nozone	

#### Lap 19

1	54	T.Razgatioglu	29'34.319
2	45	S.Redding	0.028
3	55	A.Locatelli	11.502
4	21	M.Rinaldi	14.582
5	47	A.Bassani	14.719
6	31	G.Gerloff	14.970
7	19	A.Bautista	20.552
8	91	L.Haslam	20.879
9	66	T.Sykes	22.597
10	17	M.Fritz	34.136
11	32	I.Vinales	52.244
12	23	C.Ponsson	52.469
13	22	A.Lowes	1'18.590

#### Lap 20

1	45	S.Redding	31'07.603
2	54	T.Razgatioglu	0.290
3	55	A.Locatelli	12.248
4	21	M.Rinaldi	15.191
5	47	A.Bassani	15.393
6	31	G.Gerloff	15.685
7	19	A.Bautista	21.296
8	91	L.Haslam	21.582
9	66	T.Sykes	23.679
10	17	M.Fritz	35.692
11	32	I.Vinales	54.504
12	23	C.Ponsson	54.852
13	22	A.Lowes	1'19.915
14	3	K.Nozone	

#### Lap 21

1	45	S.Redding	32'40.836
2	54	T.Razgatioglu	0.235
3	55	A.Locatelli	13.200
4	21	M.Rinaldi	16.071
5	47	A.Bassani	16.309
6	31	G.Gerloff	16.461
7	19	A.Bautista	21.846
8	91	L.Haslam	22.984
9	66	T.Sykes	25.297
10	17	M.Fritz	37.536
11	32	I.Vinales	56.798
12	23	C.Ponsson	57.030
13	22	A.Lowes	1'21.065
14	3	K.Nozone	

#### Lap 22

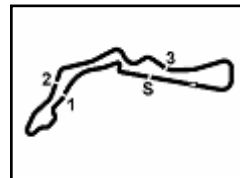
1	54	T.Razgatioglu	34'14.370
2	45	S.Redding	0.040
3	55	A.Locatelli	13.838
4	21	M.Rinaldi	16.650
5	47	A.Bassani	16.935
6	31	G.Gerloff	17.099
7	19	A.Bautista	22.590
8	91	L.Haslam	24.728
9	66	T.Sykes	26.924
10	17	M.Fritz	39.559
11	23	C.Ponsson	58.991
12	32	I.Vinales	59.105
13	22	A.Lowes	1'21.929

07/08/2021

These data/results cannot be reproduced, stored and/or transmitted in whole or in part by any manner of electronic, mechanical, photocopying, recording, broadcasting or otherwise now known or herein after developed without the previous express consent by the copyright owner, except for reproduction in daily press and regular printed publications on sale to the public within 60 days of the event related to those data/results and always provided that copyright symbol appears together as follows below.

© DORNA WSBK ORGANIZATION Srl 2021





Autodrom Most 4.212 m

4 / 4

## Tissot Czech Round, 6-8 August 2021

### Lap Chart Race 1

#### Race Pace Comparison

	54 Raz	45 Red	55 Loc	21 Rin	47 Bas	31 Ger	19 Bau	91 Has	66 Syk	17 Fri	23 Pon	32 Vin	22 Low	3 Noz
1	1'37.837	1'38.229	1'39.409	1'38.885	1'39.855	1'40.481	1'39.772	1'40.034	1'39.206	1'42.250	1'43.954	1'45.015	1'42.325	1'42.867
2	1'33.607	1'33.258	1'33.647	1'33.778	<b>1'33.343</b>	1'33.749	1'33.978	1'34.029	<b>1'33.675</b>	1'35.666	1'35.696	1'36.815	1'34.456	2'20.868
3	1'33.880	1'33.076	1'33.833	1'33.562	1'34.102	1'34.047	1'33.845	1'33.931	1'33.826	1'34.650	1'35.507	1'35.467	<b>1'33.787</b>	1'36.177
4	1'32.814	1'32.875	<b>1'33.284</b>	<b>1'33.519</b>	1'34.081	1'33.661	1'33.913	1'33.695	1'34.533	1'34.491	<b>1'35.356</b>	1'35.548	1'33.928	1'36.157
5	1'32.993	1'32.979	1'33.477	1'33.575	1'33.915	1'33.776	1'33.605	1'33.895	1'35.218	1'34.614	1'36.091	1'35.278	2'10.042	1'36.217
6	1'33.202	1'32.873	1'33.773	1'33.664	1'33.728	1'33.826	1'33.615	<b>1'33.616</b>	1'34.193	1'34.666	1'35.515	1'35.387	1'42.316	1'35.866
7	1'33.770	1'32.848	1'33.648	1'33.562	1'33.529	1'33.815	<b>1'33.382</b>	1'33.959	1'33.902	<b>1'34.314</b>	1'35.578	1'35.434	1'35.665	1'36.198
8	1'33.165	1'33.321	1'33.551	1'33.560	1'33.582	1'34.172	1'33.905	1'34.105	1'34.055	1'34.392	1'35.530	<b>1'35.177</b>	1'35.258	1'36.137
9	1'33.086	1'33.312	1'33.658	1'33.919	1'34.012	1'34.104	1'33.916	1'34.207	1'34.146	1'34.916	1'35.754	1'35.507	1'34.733	<b>1'35.772</b>
10	1'33.185	1'33.192	1'33.668	1'34.269	1'33.607	1'34.239	1'39.001	1'34.575	1'34.264	1'34.924	1'35.555	1'36.371	1'35.915	1'36.905
11	1'33.139	1'33.093	1'33.503	1'34.222	1'33.774	1'34.778	1'33.834	1'34.495	1'34.726	1'34.721	1'35.658	1'36.201	1'35.342	1'36.293
12	1'33.026	1'33.622	1'33.940	1'34.508	1'33.969	1'34.424	1'33.859	1'34.815	1'34.542	1'35.333	1'36.090	1'35.671	1'34.773	1'36.301
13	1'33.023	1'33.105	1'33.818	1'34.203	1'34.009	1'33.657	1'33.981	1'34.373	1'34.271	1'34.880	1'35.908	1'35.245	1'35.068	1'36.591
14	1'32.850	1'33.010	1'33.832	1'33.977	1'34.149	1'33.594	1'34.150	1'35.014	1'34.641	1'35.237	1'36.138	1'35.282	1'35.038	1'36.716
15	<b>1'32.697</b>	1'32.987	1'33.610	1'33.714	1'33.637	1'33.200	1'33.948	1'34.096	1'34.254	1'34.580	1'35.625	1'35.611	1'34.736	1'40.002
16	1'32.854	1'32.838	1'33.857	1'33.741	1'33.774	<b>1'33.045</b>	1'33.944	1'33.986	1'34.314	1'34.895	1'35.535	1'35.537	1'34.986	1'36.285
17	1'32.810	<b>1'32.826</b>	1'33.696	1'34.018	1'33.907	1'33.380	1'34.139	1'34.181	1'34.409	1'34.649	1'35.593	1'35.564	1'34.532	1'41.564
18	1'32.938	1'33.064	1'33.622	1'33.887	1'33.815	1'33.155	1'34.079	1'34.062	1'34.223	1'34.539	1'35.926	1'35.726	1'34.716	1'40.959
19	1'33.443	1'33.839	1'33.995	1'34.338	1'34.250	1'34.186	1'34.005	1'34.130	1'34.518	1'34.738	1'35.779	1'35.727	1'35.293	1'36.609
20	1'33.574	1'33.256	1'34.030	1'33.893	1'33.958	1'33.999	1'34.028	1'33.987	1'34.366	1'34.840	1'35.667	1'35.544	1'34.609	1'36.207
21	1'33.178	1'33.233	1'34.185	1'34.113	1'34.149	1'34.009	1'33.783	1'34.635	1'34.851	1'35.077	1'35.411	1'35.527	1'34.383	1'36.094
22	1'33.299	1'33.574	1'34.172	1'34.113	1'34.160	1'34.172	1'34.278	1'35.278	1'35.161	1'35.557	1'35.495	1'35.841	1'34.398	

	1 Rea	60 vdM	84 Cre	53 Rab	94 Fol	7 Dav	98 Han	14 Uri	52 Del
1	1'37.883	1'41.859	1'43.756	1'41.203	1'44.495	1'41.595	1'42.619	1'44.980	1'42.203
2	1'33.749	1'34.134	1'35.747	1'34.485	1'37.013	1'34.848	1'35.013	1'38.035	<b>1'35.306</b>
3	1'33.238	1'34.236	1'35.878	1'34.770	<b>1'35.236</b>	<b>1'34.442</b>	<b>1'33.715</b>	<b>1'36.131</b>	
4	<b>1'32.784</b>	<b>1'33.534</b>	<b>1'35.432</b>	<b>1'34.429</b>	1'35.279	1'34.576			
5	1'33.000	1'33.987	1'35.963	1'34.713	1'35.662	4'08.338			
6	1'33.336	1'33.880	1'35.655	1'34.666	1'35.753				
7	1'34.000	1'33.872	1'35.594	1'34.871					
8	1'33.411	1'33.808	1'35.854	1'34.708					
9	1'33.088	1'33.944	1'35.741	1'35.792					
10	1'33.128	1'33.906	1'36.330						
11	1'33.101	1'33.870							
12	1'33.054	1'34.487							
13	1'33.036	2'27.257							
14	2'05.308								
15	1'34.861								
16	1'34.580								
17	1'34.072								

07/08/2021

These data/results cannot be reproduced, stored and/or transmitted in whole or in part by any manner of electronic, mechanical, photocopying, recording, broadcasting or otherwise now known or herein after developed without the previous express consent by the copyright owner, except for reproduction in daily press and regular printed publications on sale to the public within 60 days of the event related to those data/results and always provided that copyright symbol appears together as follows below.

© DORNA WSBK ORGANIZATION Srl 2021

FICR PERUGIA TIMING

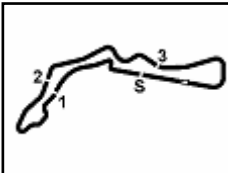


Official Tyre Supplier



Official Timekeeper





## Tissot Czech Round, 6-8 August 2021 Best Sectors & Speed Race 1

Autodrom Most 4.212 m

### RESULTS

1	54 T. RAZGATLIOGLU	Yamaha YZF R1	Laps 22
2	45 S. REDDING	Ducati Panigale V4 R	0.040
3	55 A. LOCATELLI	Yamaha YZF R1	13.838
4	21 M. RINALDI	Ducati Panigale V4 R	16.650
5	47 A. BASSANI	Ducati Panigale V4 R	16.935
6	31 G. GERLOFF	Yamaha YZF R1	17.099
7	19 A. BAUTISTA	Honda CBR1000 RR-R	22.590
8	91 L. HASLAM	Honda CBR1000 RR-R	24.728
9	66 T. SYKES	BMW M 1000 RR	26.924
10	17 M. FRITZ	Yamaha YZF R1	39.559
11	23 C. PONSSON	Yamaha YZF R1	58.991
12	32 I. VINALES	Kawasaki ZX-10RR	59.105
13	22 A. LOWES	Kawasaki ZX-10RR	1'21.929
14	3 K. NOZANE	Yamaha YZF R1	1 Lap
RET	1 J. REA	Kawasaki ZX-10RR	5 Laps
RET	60 M. VAN DER MARK	BMW M 1000 RR	9 Laps
RET	84 L. CRESSON	Kawasaki ZX-10RR	12 Laps
RET	53 T. RABAT	Ducati Panigale V4 R	13 Laps
RET	94 J. FOLGER	BMW M 1000 RR	16 Laps
RET	7 C. DAVIES	Ducati Panigale V4 R	17 Laps
RET	98 K. HANIKA	Yamaha YZF R1	19 Laps
RET	14 J. URIBE	Kawasaki ZX-10RR	19 Laps
RET	52 A. DELBIANCO	Honda CBR1000 RR-R	20 Laps

### SPEED

1	47 A. BASSANI	Ducati Panigale V4 R	297,5
2	19 A. BAUTISTA	Honda CBR1000 RR-R	296,7
3	21 M. RINALDI	Ducati Panigale V4 R	294,3
4	1 J. REA	Kawasaki ZX-10RR	294,3
5	45 S. REDDING	Ducati Panigale V4 R	292,7
6	91 L. HASLAM	Honda CBR1000 RR-R	291,1
7	31 G. GERLOFF	Yamaha YZF R1	291,1
8	53 T. RABAT	Ducati Panigale V4 R	290,3
9	66 T. SYKES	BMW M 1000 RR	290,3
10	55 A. LOCATELLI	Yamaha YZF R1	290,3
11	7 C. DAVIES	Ducati Panigale V4 R	290,3
12	54 T. RAZGATLIOGLU	Yamaha YZF R1	288,8
13	60 M. VAN DER MARK	BMW M 1000 RR	288,8
14	94 J. FOLGER	BMW M 1000 RR	288,8
15	52 A. DELBIANCO	Honda CBR1000 RR-R	288,0
16	23 C. PONSSON	Yamaha YZF R1	286,5
17	22 A. LOWES	Kawasaki ZX-10RR	286,5
18	98 K. HANIKA	Yamaha YZF R1	285,7
19	32 I. VINALES	Kawasaki ZX-10RR	285,7
20	84 L. CRESSON	Kawasaki ZX-10RR	285,0
21	3 K. NOZANE	Yamaha YZF R1	283,5
22	17 M. FRITZ	Yamaha YZF R1	282,7
23	14 J. URIBE	Kawasaki ZX-10RR	279,8

### SEG. 1

1	54 T. RAZGATLIOGLU	22.412
2	45 S. REDDING	22.485
3	1 J. REA	22.615
4	60 M. VAN DER MARK	22.625
5	19 A. BAUTISTA	22.664
6	55 A. LOCATELLI	22.697
7	21 M. RINALDI	22.747
8	66 T. SYKES	22.750
9	47 A. BASSANI	22.762
10	31 G. GERLOFF	22.786
11	53 T. RABAT	22.861
12	91 L. HASLAM	22.862
13	7 C. DAVIES	22.945
14	98 K. HANIKA	22.987
15	22 A. LOWES	23.017
16	17 M. FRITZ	23.091
17	23 C. PONSSON	23.152
18	94 J. FOLGER	23.175
19	3 K. NOZANE	23.256
20	84 L. CRESSON	23.279
21	32 I. VINALES	23.340
22	52 A. DELBIANCO	23.343
23	14 J. URIBE	23.390

### SEG. 2

1	45 S. REDDING	22.971
2	54 T. RAZGATLIOGLU	22.999
3	55 A. LOCATELLI	23.004
4	1 J. REA	23.019
5	31 G. GERLOFF	23.039
6	22 A. LOWES	23.170
7	66 T. SYKES	23.190
8	19 A. BAUTISTA	23.237
9	47 A. BASSANI	23.238
10	17 M. FRITZ	23.238
11	60 M. VAN DER MARK	23.246
12	21 M. RINALDI	23.268
13	91 L. HASLAM	23.343
14	98 K. HANIKA	23.371
15	7 C. DAVIES	23.400
16	53 T. RABAT	23.459
17	52 A. DELBIANCO	23.469
18	94 J. FOLGER	23.555
19	32 I. VINALES	23.598
20	23 C. PONSSON	23.720
21	84 L. CRESSON	23.731
22	3 K. NOZANE	23.733
23	14 J. URIBE	23.872

### SEG. 3

1	1 J. REA	24.198
2	54 T. RAZGATLIOGLU	24.223
3	31 G. GERLOFF	24.243
4	98 K. HANIKA	24.270
5	45 S. REDDING	24.286
6	91 L. HASLAM	24.297
7	47 A. BASSANI	24.360
8	55 A. LOCATELLI	24.365
9	21 M. RINALDI	24.395
10	17 M. FRITZ	24.440
11	19 A. BAUTISTA	24.446
12	60 M. VAN DER MARK	24.471
13	22 A. LOWES	24.524
14	66 T. SYKES	24.562
15	53 T. RABAT	24.638
16	32 I. VINALES	24.702
17	7 C. DAVIES	24.788
18	3 K. NOZANE	24.806
19	23 C. PONSSON	24.912
20	84 L. CRESSON	24.973
21	94 J. FOLGER	24.997
22	52 A. DELBIANCO	25.088
23	14 J. URIBE	25.281

### SEG. 4

1	1 J. REA	22.748
2	19 A. BAUTISTA	22.763
3	66 T. SYKES	22.799
4	45 S. REDDING	22.800
5	55 A. LOCATELLI	22.804
6	91 L. HASLAM	22.825
7	47 A. BASSANI	22.827
8	22 A. LOWES	22.862
9	21 M. RINALDI	22.886
10	54 T. RAZGATLIOGLU	22.888
11	31 G. GERLOFF	22.910
12	60 M. VAN DER MARK	23.005
13	7 C. DAVIES	23.085
14	98 K. HANIKA	23.087
15	17 M. FRITZ	23.135
16	53 T. RABAT	23.139
17	32 I. VINALES	23.141
18	94 J. FOLGER	23.165
19	52 A. DELBIANCO	23.228
20	84 L. CRESSON	23.234
21	23 C. PONSSON	23.235
22	3 K. NOZANE	23.326
23	14 J. URIBE	23.524

07/08/2021

These data/results cannot be reproduced, stored and/or transmitted in whole or in part by any manner of electronic, mechanical, photocopying, recording, broadcasting or otherwise now known or herein after developed without the previous express consent by the copyright owner, except for reproduction in daily press and regular printed publications on sale to the public within 60 days of the event related to those data/results and always provided that copyright symbol appears together as follows below.

© DORNA WSBK ORGANIZATION Srl 2021

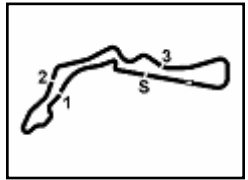
FICR PERUGIA TIMING



Official Tyre Supplier



Official Timekeeper



## Tissot Czech Round, 6-8 August 2021 Chronological Analysis Race 1

Start at 14:00'15.105

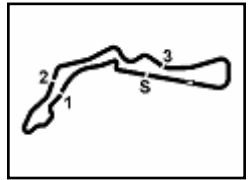
1 / 4

1° 54 T. RAZGATLIOGLU (1'32.697)								12 23.038 23.355 24.567 22.980 1'33.940 285,7 14:19'04.496							
Lap	Seg.1	Seg.2	Seg.3	Seg.4	Lap Time	km/h	Local Time	Lap	Seg.1	Seg.2	Seg.3	Seg.4	Lap Time	km/h	Local Time
1		23.151	24.377	22.892	1'37.837		14:01'52.942	13	22.982	23.310	24.517	23.009	1'33.818	287,2	14:20'38.314
2	22.699	23.178	24.508	23.222	1'33.607	285,7	14:03'26.549	14	22.918	23.372	24.567	22.975	1'33.832	283,5	14:22'12.146
3	23.055	23.531	24.390	22.904	1'33.880	283,5	14:05'00.429	15	22.824	23.221	24.530	23.035	1'33.610	284,2	14:23'45.756
4	22.679	23.024	<b>24.223</b>	<b>22.888</b>	1'32.814	286,5	14:06'33.243	16	22.896	23.374	24.616	22.971	1'33.857	284,2	14:25'19.613
5	22.699	23.075	24.290	22.929	1'32.993	286,5	14:08'06.236	17	22.886	23.222	24.555	23.033	1'33.696	285,7	14:26'53.309
6	22.649	23.241	24.383	22.929	1'33.202	288,0	14:09'39.438	18	22.856	23.271	24.548	22.947	1'33.622	286,5	14:28'26.931
7	22.834	23.209	24.678	23.049	1'33.770	288,0	14:11'13.208	19	22.875	23.413	24.604	23.103	1'33.995	285,0	14:30'00.926
8	22.528	23.123	24.502	23.012	1'33.165	288,0	14:12'46.373	20	23.039	23.270	24.678	23.043	1'34.030	285,0	14:31'34.956
9	22.504	23.180	24.400	23.002	1'33.086	285,7	14:14'19.459	21	22.979	23.400	24.743	23.063	1'34.185	283,5	14:33'09.141
10	22.562	23.197	24.433	22.993	1'33.185	288,0	14:15'52.644	22	22.950	23.408	24.740	23.074	1'34.172	285,0	14:34'43.313
11	22.563	23.199	24.378	22.999	1'33.139	288,0	14:17'25.783	Race Time 34'28.208							

4° 21 M. RINALDI (1'33.519)								12 23.195 23.365 24.897 23.051 1'34.508 290,3 14:19'06.128															
Lap	Seg.1	Seg.2	Seg.3	Seg.4	Lap Time	km/h	Local Time	Lap	Seg.1	Seg.2	Seg.3	Seg.4	Lap Time	km/h	Local Time								
1								1		23.375	24.436	<b>22.886</b>	1'38.885		14:01'53.990								
2	23.029	23.300	24.474	22.975	1'33.778	<b>294,3</b>	14:03'27.768	2	22.883	23.319	24.440	22.920	1'33.562	293,5	14:05'01.330								
3	22.822	23.280	<b>24.395</b>	23.022	<b>1'33.519</b>	292,7	14:06'34.849	3	22.857	23.503	24.604	23.054	1'34.018	292,7	14:08'08.424								
4	22.850	<b>23.268</b>	24.544	22.913	1'33.575	291,1	14:08'08.424	4	22.818	23.429	24.471	22.946	1'33.664	291,9	14:09'42.088								
5	22.818	23.429	24.471	22.946	1'33.664	291,9	14:10'42.088	5	22.819	23.323	24.489	22.931	1'33.562	292,7	14:11'15.650								
6	22.819	23.323	24.489	22.931	1'33.562	292,7	14:11'15.650	6	22.790	23.336	24.459	22.975	1'33.560	291,9	14:12'49.210								
7	22.790	23.336	24.459	22.975	1'33.560	291,9	14:12'49.210	7	22.781	23.513	24.530	23.095	1'33.919	293,5	14:14'23.129								
8	22.781	23.513	24.530	23.095	1'33.919	293,5	14:14'23.129	8	22.769	23.328	25.021	23.151	1'34.269	<b>294,3</b>	14:15'57.398								
9	22.769	23.328	25.021	23.151	1'34.269	<b>294,3</b>	14:15'57.398	9	22.958	23.445	24.746	23.073	1'34.222	<b>294,3</b>	14:17'31.620								
10	22.958	23.445	24.746	23.073	1'34.222	<b>294,3</b>	14:17'31.620	10	23.057	23.414	24.706	23.026	1'34.203	293,5	14:20'40.331								
11	23.195	23.365	24.897	23.051	1'34.508	290,3	14:19'06.128	11	22.893	23.321	24.793	22.970	1'33.977	291,1	14:22'14.308								
12	23.057	23.414	24.706	23.026	1'34.203	293,5	14:20'40.331	12	22.775	23.321	24.620	22.998	1'33.714	289,5	14:23'48.022								
13	22.893	23.321	24.793	22.970	1'33.977	291,1	14:22'14.308	13	22.869	23.323	24.603	22.946	1'33.741	290,3	14:25'21.763								
14	22.775	23.321	24.620	22.998	1'33.714	289,5	14:23'48.022	14	22.857	23.503	24.604	23.054	1'34.018	292,7	14:26'55.781								
15	22.869	23.323	24.603	22.946	1'33.741	290,3	14:25'21.763	15	22.813	23.402	24.600	23.072	1'33.887	292,7	14:28'29.668								
16	22.857	23.503	24.604	23.054	1'34.018	292,7	14:26'55.781	16	22.916	23.477	24.683	23.262	1'34.338	291,1	14:30'04.006								
17	22.813	23.402	24.600	23.072	1'33.887	292,7	14:28'29.668	17	22.879	23.395	24.626	22.993	1'33.893	291,9	14:31'37.899								
18	22.916	23.477	24.683	23.262	1'34.338	291,1	14:30'04.006	18	22.802	23.359	24.864	23.088	1'34.113	291,1	14:33'12.012								
19	22.879	23.395	24.626	22.993	1'33.893	291,9	14:31'37.899	19	<b>22.747</b>	23.311	24.830	23.225	1'34.113	291,9	14:34'46.125								
20	22.802	23.359	24.864	23.088	1'34.113	291,1	14:33'12.012	Race Time 34'31.020															
21	22.840	23.313	24.449	23.005	1'33.607	295,1	14:15'58.859																
22	22.885	23.316	24.604	22.969	1'33.774	290,3	14:17'32.633																
								12	23.000	23.351	24.620	22.998	1'33.969	291,9	14:19'06.602								
								13	22.975	23.380	24.603	23.051	1'34.009	291,9	14:20'40.611								
								14	23.000	23.377	24.693	23.079	1'34.149	290,3	14:22'14.760								
								15	<b>22.762</b>	23.290	24.611	22.974	1'33.637	291,1	14:23'48.397								
								16	22.851	23.318	24.575	23.030	1'33.774	291,9	14:25'22.171								
								17	22.833	23.382	24.612	23.080	1'33.907	291,9	14:26'56.078								
								18	22.832	23.433	24.522	23.028	1'33.815	292,7	14:28'29.893								
								19	22.925	23.431	24.699	23.195	1'34.250	291,9	14:30'04.143								
								20	22.927	23.390	24.572	23.069	1'33.958	291,9	14:31'38.101								
								21	22.837	23.301	24.722	23.289	1'34.149	291,1	14:33'12.250								
								22	23.147	23.343	24.606	23.064	1'34.160	290,3	14:34'46.410								
								Race Time 34'31.305															

2° 45 S. REDDING (1'32.826)								12 23.057 23.414 24.706 23.026 1'34.203 293,5 14:20'40.331															
Lap	Seg.1	Seg.2	Seg.3	Seg.4	Lap Time	km/h	Local Time	Lap	Seg.1	Seg.2	Seg.3	Seg.4	Lap Time	km/h	Local Time								
1		23.247	<b>24.286</b>	<b>22.800</b>	1'38.229		14:01'53.334	12	23.057	23.414	24.706	23.026	1'34.203	293,5	14:20'40.331								
2	22.702	23.222	24.296	23.038	1'33.258	<b>292,7</b>	14:03'26.592	13	22.893	23.321	24.793	22.970	1'33.977	291,1	14:22'14.308								
3	22.749	23.099	24.308	22.920	1'33.076	288,8	14:04'59.668	14	22.775	23.321	24.620	22.998	1'33.714	289,5	14:23'48.022								
4	22.591	<b>22.971</b>	24.406	22.907	1'32.875	288,8	14:06'32.543	15	22.869	23.323	24.603	22.946	1'33.741	290,3	14:25'21.763								
5	22.543	23.059	24.490	22.887	1'32.979	289,5	14:08'05.522	16	22.857	23.503	24.604	23.054	1'34.018	292,7	14:26'55.781								
6	22.545	23.081	24.380	22.867	1'32.873	289,5	14:09'38.395	17	22.813	23.402	24.600	23.072	1'33.887	292,7	14:28'29.668								
7	22.560	22.991	24.415	22.882	1'32.848	289,5	14:11'11.243	18	22.916	23.477	24.683	23.262	1'34.338	291,1	14:30'04.006								
8	22.720	23.137	24.421	23.043	1'33.321	290,3	14:12'44.564	19	22.879	23.395	24.626	22.993	1'33.893	291,9	14:31'37.899								
9	22.659	23.184	24.464	23.005	1'33.312	291,9	14:14'17.876	20	22.802	23.359	24.864	23.088	1'34.113	291,1	14:33'12.012								
10	22.714	23.130	24.340	23.008	1'33.192	291,1	14:15'51.068	21	<b>22.747</b>	23.311	24.830	23.225	1'34.113	291,9	14:34'46.125								
11	22.668	23.162	24.326	22.937	1'33.093	291,1	14:17'24.161	Race Time 34'31.020															
12	22.726	23.188	24.651	23.057	1'33.622	291,1	14:18'57.783																
13	22.656	23.074	24.454	22.921	1'33.105	291,1	14:20'30.888																
14	22.616	23.003	24.511	22.880	1'33.010	290,3	14:22'03.898																
15	22.633	23.012	24.405	22.937	1'32.987	288,0	14:23'36.885																
16	<b>22.485</b>	23.070	24.347	22.936	1'32.838	288,8	14:25'09.723																
17	22.592	23.024	24.374	22.836	<b>1'32.826</b>	289,5	14:26'42.549																
18	22.676	23.069	24.413	22.906	1'33.064	291,9	14:28'15.613																
19	22.586	23.190	25.023	23.040	1'33.839	290,3	14:29'49.452																
20	22.735	23.056	24.471	22.994	1'33.256	288,0	14:31'22.708																
21	22.643	23.097	24.537	22.956	1'33.233	288,8	14:32'55.941																
22	22.637	23.060	24.513	23.364	1'33.574	290,3	14:34'29.515																
								Race Time 34'14.410															

3° 55 A. LOCATELLI (1'33.284)								12 23.000 23.351 24.620 22.998 1'33.969 291,9 14:19'06.602							
Lap	Seg.1	Seg.2	Seg.3	Seg.4	Lap Time	km/h	Local Time	Lap	Seg.1	Seg.2	Seg.3	Seg.4	Lap Time	km/h	Local Time
1		23.457	24.509	22.912	1'39.409		14:01'54.514	12	23.000	23.351	24.620	22.998	1'33.969	291,9	14:19'06.602
2	22.939	23.291	24.575	22.842	1'33.647	<b>290,3</b>	14:03'28.161	13	22.975	23.380	24.603	23.051	1'34.009	291,9	14:20'40.611
3	23.515	<b>23.004</b>	24.510	<b>22.804</b>	1'33.833	289,5	14:05'01.994	14	23.000	23.377	24.693	23.079	1'34.149	290,3	14:22'14.760
4	22.855	23.151	<b>24.365</b>	2											



## Tissot Czech Round, 6-8 August 2021 Chronological Analysis Race 1

Autodrom Most 4.212 m

Start at 14:00'15.105

2 / 4

6° 31 G. GERLOFF (1'33.045)							
Lap	Seg.1	Seg.2	Seg.3	Seg.4	Lap Time	km/h	Local Time
1		23.937	24.394	23.021	1'40.481		14:01'55.586
2	22.912	23.306	24.405	23.126	1'33.749	288,8	14:03'29.335
3	23.004	23.445	24.565	23.033	1'34.047	289,5	14:05'03.382
4	22.865	23.263	24.521	23.012	1'33.661	288,0	14:06'37.043
5	22.891	23.467	24.508	<b>22.910</b>	1'33.776	288,0	14:08'10.819
6	22.949	23.283	24.534	23.060	1'33.826	289,5	14:09'44.645
7	22.798	23.453	24.514	23.050	1'33.815	288,8	14:11'18.460
8	22.899	23.530	24.657	23.086	1'34.172	289,5	14:12'52.632
9	23.191	23.283	24.579	23.051	1'34.104	290,3	14:14'26.736
10	23.055	23.340	24.741	23.103	1'34.239	<b>291,1</b>	14:16'00.975
11	24.014	23.129	24.609	23.026	1'34.778	285,7	14:17'35.753
12	23.053	23.539	24.770	23.062	1'34.424	288,0	14:19'10.177
13	23.038	23.165	24.403	23.051	1'33.657	286,5	14:20'43.834
14	22.975	23.111	24.443	23.065	1'33.594	284,2	14:22'17.428
15	22.838	23.109	24.289	22.964	1'33.200	282,0	14:23'50.628
16	22.821	23.059	<b>24.243</b>	22.922	<b>1'33.045</b>	285,7	14:25'23.673
17	22.805	23.050	24.580	22.945	1'33.380	286,5	14:26'57.053
18	<b>22.786</b>	<b>23.039</b>	24.352	22.978	1'33.155	288,0	14:28'30.208
19	22.954	23.187	24.710	23.335	1'34.186	288,8	14:30'04.394
20	23.009	23.232	24.653	23.105	1'33.999	288,8	14:31'38.393
21	22.824	23.167	24.772	23.246	1'34.009	290,3	14:33'12.402
22	23.159	23.320	24.600	23.093	1'34.172	290,3	14:34'46.574
Race Time 34'31.469							

12	23.026	23.590	25.084	23.115	1'34.815	288,8	14:19'10.461
13	23.352	23.424	24.603	22.994	1'34.373	288,8	14:20'44.834
14	23.209	23.742	24.950	23.113	1'35.014	285,0	14:22'19.848
15	23.108	23.387	24.612	22.989	1'34.096	283,5	14:23'53.944
16	22.987	23.352	24.686	22.961	1'33.986	288,8	14:25'27.930
17	22.977	23.357	24.686	23.161	1'34.181	288,0	14:27'02.111
18	23.016	<b>23.343</b>	24.726	22.977	1'34.062	287,2	14:28'36.173
19	22.913	23.523	24.744	22.950	1'34.130	287,2	14:30'10.303
20	<b>22.862</b>	23.445	24.726	22.954	1'33.987	286,5	14:31'44.290
21	22.903	23.647	24.974	23.111	1'34.635	287,2	14:33'18.925
22	23.224	23.794	25.107	23.153	1'35.278	286,5	14:34'54.203
Race Time 34'39.098							

7° 19 A. BAUTISTA (1'33.382)							
Lap	Seg.1	Seg.2	Seg.3	Seg.4	Lap Time	km/h	Local Time
1		23.694	24.500	22.913	1'39.772		14:01'54.877
2	23.188	23.375	24.525	22.890	1'33.978	295,9	14:03'28.855
3	23.176	23.425	24.481	<b>22.763</b>	1'33.845	<b>296,7</b>	14:05'02.700
4	23.045	23.368	24.628	22.872	1'33.913	295,9	14:06'36.613
5	22.775	23.336	24.516	22.978	1'33.605	<b>296,7</b>	14:08'10.218
6	22.830	23.346	24.482	22.957	1'33.615	293,5	14:09'43.833
7	<b>22.664</b>	23.326	<b>24.446</b>	22.946	<b>1'33.382</b>	293,5	14:11'17.215
8	22.783	23.468	24.490	23.164	1'33.905	295,1	14:12'51.120
9	22.796	23.484	24.571	23.065	1'33.916	295,1	14:14'25.036
10	22.703	<b>23.237</b>	29.785	23.276	1'39.001	<b>296,7</b>	14:16'04.037
11	22.942	23.462	24.507	22.923	1'33.834	291,9	14:17'37.871
12	22.803	23.456	24.552	23.048	1'33.859	295,1	14:19'11.730
13	22.859	23.471	24.666	22.985	1'33.981	<b>296,7</b>	14:20'45.711
14	22.819	23.420	24.864	23.047	1'34.150	293,5	14:22'19.861
15	22.788	23.455	24.635	23.070	1'33.948	293,5	14:23'53.809
16	22.801	23.374	24.650	23.119	1'33.944	291,1	14:25'27.753
17	22.834	23.504	24.702	23.099	1'34.139	291,9	14:27'01.892
18	22.859	23.415	24.751	23.054	1'34.079	291,9	14:28'35.971
19	22.837	23.418	24.680	23.070	1'34.005	293,5	14:30'09.976
20	22.888	23.373	24.748	23.019	1'34.028	292,7	14:31'44.004
21	22.827	23.323	24.602	23.031	1'33.783	291,9	14:33'17.787
22	22.886	23.433	24.747	23.212	1'34.278	291,9	14:34'52.065
Race Time 34'36.960							

9° 66 T. SYKES (1'33.675)							
Lap	Seg.1	Seg.2	Seg.3	Seg.4	Lap Time	km/h	Local Time
1		23.362	<b>24.562</b>	22.859	1'39.206		14:01'54.311
2	22.928	23.256	24.692	<b>22.799</b>	<b>1'33.675</b>	<b>290,3</b>	14:03'27.986
3	23.037	<b>23.190</b>	24.619	22.980	1'33.826	288,0	14:05'01.812
4	23.547	23.322	24.783	22.881	1'34.533	287,2	14:06'36.345
5	24.067	23.385	24.849	22.917	1'35.218	287,2	14:08'11.563
6	22.958	23.489	24.750	22.996	1'34.193	288,8	14:09'45.756
7	<b>22.750</b>	23.406	24.793	22.953	1'33.902	287,2	14:11'19.658
8	22.870	23.385	24.821	22.979	1'34.055	289,5	14:12'53.713
9	23.019	23.385	24.699	23.043	1'34.146	288,0	14:14'27.859
10	22.896	23.263	24.938	23.167	1'34.264	289,5	14:16'02.123
11	23.278	23.552	24.760	23.136	1'34.726	288,8	14:17'36.849
12	23.215	23.422	24.760	23.145	1'34.542	287,2	14:19'11.391
13	23.023	23.365	24.731	23.152	1'34.271	288,0	14:20'45.662
14	23.175	23.443	24.950	23.073	1'34.641	286,5	14:22'20.303
15	23.067	23.309	24.810	23.068	1'34.254	282,7	14:23'54.557
16	22.988	23.251	24.990	23.085	1'34.314	286,5	14:25'28.871
17	22.985	23.394	24.961	23.069	1'34.409	288,0	14:27'03.280
18	22.888	23.304	24.968	23.063	1'34.223	288,0	14:28'37.503
19	22.991	23.399	25.024	23.104	1'34.518	288,0	14:30'12.021
20	22.931	23.458	24.955	23.022	1'34.366	286,5	14:31'46.387
21	23.006	23.458	25.204	23.183	1'34.851	286,5	14:33'21.238
22	23.122	23.567	25.157	23.315	1'35.161	286,5	14:34'56.399
Race Time 34'41.294							

8° 91 L. HASLAM (1'33.616)							
Lap	Seg.1	Seg.2	Seg.3	Seg.4	Lap Time	km/h	Local Time
1		23.758	<b>24.297</b>	22.971	1'40.034		14:01'55.139
2	23.077	23.370	24.488	23.094	1'34.029	282,0	14:03'29.168
3	23.062	23.414	24.582	22.873	1'33.931	290,3	14:05'03.099
4	22.915	23.346	24.554	22.880	1'33.695	288,8	14:06'36.794
5	23.027	23.427	24.576	22.865	1'33.895	278,4	14:08'10.689
6	22.865	23.385	24.541	<b>22.825</b>	<b>1'33.616</b>	290,3	14:09'44.305
7	23.002	23.425	24.576	22.956	1'33.959	<b>291,1</b>	14:11'18.264
8	22.887	23.582	24.677	22.959	1'34.105	289,5	14:12'52.369
9	22.966	23.533	24.702	23.006	1'34.207	289,5	14:14'26.576
10	22.941	23.406	25.128	23.100	1'34.575	290,3	14:16'01.151
11	23.035	23.573	24.883	23.004	1'34.495	288,0	14:17'35.646

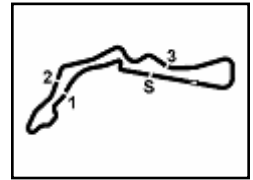
10° 17 M. FRITZ (1'34.314)							
Lap	Seg.1	Seg.2	Seg.3	Seg.4	Lap Time	km/h	Local Time
1		24.158	24.653	23.221	1'42.250		14:01'57.355
2	23.556	23.506	25.023	23.581	1'35.666	<b>282,7</b>	14:03'33.021
3	23.311	23.764	<b>24.440</b>	<b>23.135</b>	1'34.650	278,4	14:05'07.671
4	23.251	23.478	24.511	23.251	1'34.491	276,9	14:06'42.162
5	23.429	23.420	24.508	23.257	1'34.614	277,6	14:08'16.776
6	23.527	23.247	24.570	23.322	1'34.666	277,6	14:09'51.442
7	23.207	23.388	24.524	23.195	<b>1'34.314</b>	276,9	14:11'25.756
8	<b>23.091</b>	23.325	24.627	23.349	1'34.392	279,1	14:13'00.148
9	23.271	23.369	24.799	23.477	1'34.916	279,8	14:14'35.064
10	23.275	23.407	24.844	23.398	1'34.924	280,5	14:16'09.988
11	23.388	<b>23.238</b>	24.730	23.365	1'34.721	277,6	14:17'44.709
12	23.701	23.420	24.797	23.415	1'35.333	276,2	14:19'20.042
13	23.373	23.429	24.706	23.372	1'34.880	277,6	14:20'54.922
14	23.828	23.410	24.647	23.352	1'35.237	272,7	14:22'30.159
15	23.267	23.352	24.708	23.253	1'34.580	273,4	14:24'04.739
16	23.425	23.326	24.835	23.309	1'34.895	274,1	14:25'39.634
17	23.180	23.393	24.707	23.369	1'34.649	274,8	14:27'14.283
18	23.263	23.337	24.715	23.224	1'34.539	276,9	14:28'48.822
19	23.359	23.409	24.684	23.286	1'34.738	276,9	14:30'23.560
20	23.412	23.279	24.781	23.368	1'34.840	274,8	14:31'58.400
21	23.438	23.475	24.801	23.363	1'35.077	276,2	14:33'33.477
22	23.579	23.591	24.905	23.482	1'35.557	276,2	14:35'09.034
Race Time 34'53.929							

07/08/2021

P = Pits In/Out - C = Lap Time Cancelled

These data/results cannot be reproduced, stored and/or transmitted in whole or in part by any manner of electronic, mechanical, photocopying, recording, broadcasting or otherwise now known or herein after developed without the previous express consent by the copyright owner, except for reproduction in daily press and regular printed publications on sale to the public within 60 days of the event related to those data/results and always provided that copyright symbol appears together as follows below.

© DORNA WSBK ORGANIZATION Srl 2021



## Tissot Czech Round, 6-8 August 2021 Chronological Analysis Race 1

Autodrom Most 4.212 m

Start at 14:00'15.105

3 / 4

11° 23 C. PONSSON (1'35.356)							
Lap	Seg.1	Seg.2	Seg.3	Seg.4	Lap Time	km/h	Local Time
1		24.403	25.166	23.335	1'43.954		14:01'59.059
2	23.458	23.910	25.075	23.253	1'35.696	285,7	14:03'34.755
3	23.419	<b>23.720</b>	24.951	23.417	1'35.507	<b>286,5</b>	14:05'10.262
4	23.281	23.793	25.047	<b>23.235</b>	<b>1'35.356</b>	283,5	14:06'45.618
5	23.464	23.811	25.029	23.787	1'36.091	281,3	14:08'21.709
6	23.258	23.838	24.967	23.452	1'35.515	280,5	14:09'57.224
7	23.254	23.846	25.024	23.454	1'35.578	280,5	14:11'32.802
8	23.271	23.748	24.915	23.596	1'35.530	279,8	14:13'08.332
9	<b>23.152</b>	23.991	25.177	23.434	1'35.754	282,0	14:14'44.086
10	23.229	23.873	25.091	23.362	1'35.555	281,3	14:16'19.641
11	23.332	23.930	25.100	23.296	1'35.658	280,5	14:17'55.299
12	23.488	23.945	25.135	23.522	1'36.090	281,3	14:19'31.389
13	23.274	23.946	25.179	23.509	1'35.908	280,5	14:21'07.297
14	23.457	23.939	25.241	23.501	1'36.138	277,6	14:22'43.435
15	23.307	23.890	25.107	23.321	1'35.625	280,5	14:24'19.060
16	23.375	23.799	25.032	23.329	1'35.535	279,8	14:25'54.595
17	23.364	23.846	25.031	23.352	1'35.593	280,5	14:27'30.188
18	23.582	23.939	25.009	23.396	1'35.926	279,8	14:29'06.114
19	23.616	23.769	25.009	23.385	1'35.779	282,7	14:30'41.893
20	23.480	23.872	25.015	23.300	1'35.667	282,7	14:32'17.560
21	23.348	23.790	24.994	23.279	1'35.411	281,3	14:33'52.971
22	23.316	23.853	<b>24.912</b>	23.414	1'35.495	283,5	14:35'28.466
Race Time 35'13.361							

12° 32 I. VINALES (1'35.177)							
Lap	Seg.1	Seg.2	Seg.3	Seg.4	Lap Time	km/h	Local Time
1		24.212	25.201	23.645	1'45.015		14:02'00.120
2	24.613	23.871	25.190	<b>23.141</b>	1'36.815	278,4	14:03'36.935
3	23.793	23.686	24.793	23.195	1'35.467	<b>285,7</b>	14:05'12.402
4	23.733	<b>23.598</b>	24.948	23.269	1'35.548	281,3	14:06'47.950
5	23.646	23.774	24.712	23.146	1'35.278	283,5	14:08'23.228
6	23.501	23.744	24.963	23.179	1'35.387	279,8	14:09'58.615
7	23.547	23.652	24.956	23.279	1'35.434	281,3	14:11'34.049
8	<b>23.340</b>	23.765	<b>24.702</b>	23.370	<b>1'35.177</b>	280,5	14:13'09.226
9	23.415	23.760	25.014	23.318	1'35.507	282,0	14:14'44.733
10	24.481	23.772	24.759	23.359	1'36.371	281,3	14:16'21.104
11	24.393	23.698	24.745	23.365	1'36.201	282,7	14:17'57.305
12	23.797	23.668	24.980	23.226	1'35.671	279,1	14:19'32.976
13	23.543	23.709	24.802	23.191	1'35.245	282,0	14:21'08.221
14	23.499	23.634	24.817	23.332	1'35.282	279,1	14:22'43.503
15	23.619	23.895	24.878	23.219	1'35.611	281,3	14:24'19.114
16	23.709	23.781	24.776	23.271	1'35.537	278,4	14:25'54.651
17	23.609	23.819	24.921	23.215	1'35.564	280,5	14:27'30.215
18	23.476	23.848	24.943	23.459	1'35.726	279,8	14:29'05.941
19	23.577	23.732	25.017	23.401	1'35.727	279,1	14:30'41.668
20	23.475	23.673	25.014	23.382	1'35.544	276,9	14:32'17.212
21	23.383	23.821	25.016	23.307	1'35.527	279,1	14:33'52.739
22	23.372	23.753	25.054	23.662	1'35.841	278,4	14:35'28.580
Race Time 35'13.475							

13° 22 A. LOWES (1'33.787)							
Lap	Seg.1	Seg.2	Seg.3	Seg.4	Lap Time	km/h	Local Time
1		24.072	24.987	23.134	1'42.325		14:01'57.430
2	23.306	23.452	24.836	<b>22.862</b>	1'34.456	278,4	14:03'31.886
3	<b>23.017</b>	<b>23.170</b>	<b>24.524</b>	23.076	<b>1'33.787</b>	285,7	14:05'05.673
4	23.049	23.224	24.700	22.955	1'33.928	285,0	14:06'39.601
5	55.528	25.786	25.296	23.432	2'10.042	<b>286,5</b>	14:08'49.643
6	29.523	24.065	24.970	23.758	1'42.316	282,7	14:10'31.959
7	23.362	23.491	24.991	23.821	1'35.665	282,0	14:12'07.624
8	23.059	23.454	24.833	23.912	1'35.258	284,2	14:13'42.882
9	23.187	23.430	24.936	23.180	1'34.733	285,7	14:15'17.615
10	23.645	23.633	25.179	23.458	1'35.915	285,7	14:16'53.530
11	23.036	23.516	24.979	23.811	1'35.342	285,0	14:18'28.872

12	23.259	23.439	24.844	23.231	1'34.773	284,2	14:20'03.645
13	23.068	23.467	25.148	23.385	1'35.068	284,2	14:21'38.713
14	23.369	23.559	24.795	23.315	1'35.038	278,4	14:23'13.751
15	23.164	23.489	24.936	23.147	1'34.736	282,0	14:24'48.487
16	23.348	23.493	24.871	23.274	1'34.986	282,7	14:26'23.473
17	23.170	23.421	24.856	23.085	1'34.532	282,7	14:27'58.005
18	23.187	23.403	24.769	23.357	1'34.716	283,5	14:29'32.721
19	23.236	23.597	25.186	23.274	1'35.293	282,7	14:31'08.014
20	23.194	23.355	24.746	23.314	1'34.609	281,3	14:32'42.623
21	23.058	23.446	24.691	23.188	1'34.383	282,7	14:34'17.006
22	23.178	23.370	24.755	23.095	1'34.398	284,2	14:35'51.404
Race Time 35'36.299							

14° 3 K. NOZANE (1'35.772)							
Lap	Seg.1	Seg.2	Seg.3	Seg.4	Lap Time	km/h	Local Time
1		24.780	<b>24.806</b>	<b>23.326</b>	1'42.867		14:01'57.972
2	1'06.598	25.110	25.535	23.625	2'20.868	274,1	14:04'18.840
3	23.434	23.975	25.121	23.647	1'36.177	279,1	14:05'55.017
4	23.420	23.888	25.359	23.490	1'36.157	279,8	14:07'31.174
5	23.299	24.046	25.372	23.500	1'36.217	279,1	14:09'07.391
6	23.384	23.774	25.257	23.451	1'35.866	279,1	14:10'43.257
7	23.320	23.973	25.238	23.667	1'36.198	281,3	14:12'19.455
8	23.451	23.826	25.295	23.565	1'36.137	281,3	14:13'55.592
9	<b>23.256</b>	23.862	25.168	23.486	<b>1'35.772</b>	<b>283,5</b>	14:15'31.364
10	23.436	23.920	25.188	24.361	1'36.905	282,0	14:17'08.269
11	23.586	<b>23.733</b>	25.313	23.661	1'36.293	281,3	14:18'44.562
12	23.541	23.975	25.203	23.582	1'36.301	281,3	14:20'20.863
13	23.514	24.097	25.405	23.575	1'36.591	279,1	14:21'57.454
14	23.705	24.166	25.320	23.525	1'36.716	279,1	14:23'34.170
15	23.394	26.786	26.018	23.804	1'40.002	279,1	14:25'14.172
16	23.326	24.035	25.322	23.602	1'36.285	279,8	14:26'50.457
17	23.337	25.504	29.038	23.685	1'41.564	282,0	14:28'32.021
18	23.498	23.836	25.618	28.007	1'40.959	282,7	14:30'12.980
19	23.688	23.980	25.379	23.562	1'36.609	279,8	14:31'49.589
20	23.398	23.824	25.275	23.710	1'36.207	282,0	14:33'25.796
21	23.407	23.833	25.178	23.676	1'36.094	282,7	14:35'01.890
Race Time 34'46.785							

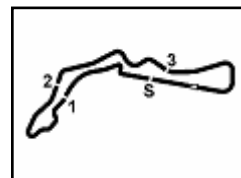
RET 1 J. REA (1'32.784)							
Lap	Seg.1	Seg.2	Seg.3	Seg.4	Lap Time	km/h	Local Time
1		23.271	24.272	<b>22.748</b>	1'37.883		14:01'57.988
2	22.818	23.249	24.276	23.406	1'33.749	287,2	14:03'26.737
3	22.985	23.215	<b>24.198</b>	22.840	1'33.238	287,2	14:04'59.975
4	22.705	<b>23.019</b>	24.262	22.798	<b>1'32.784</b>	285,7	14:06'32.759
5	<b>22.615</b>	23.122	24.312	22.951	1'33.000	288,0	14:08'05.759
6	22.980	23.119	24.418	22.819	1'33.336	285,7	14:09'39.095
7	22.883	23.249	25.028	22.840	1'34.000	288,0	14:11'13.095
8	22.832	23.376	24.280	22.923	1'33.411	285,7	14:12'46.506
9	22.671	23.211	24.304	22.902	1'33.088	291,9	14:14'19.594
10	22.689	23.194	24.359	22.886	1'33.128	<b>294,3</b>	14:15'52.722
11	22.635	23.274	24.296	22.896	1'33.101	291,1	14:17'25.823
12	22.893	23.093	24.248	22.820	1'33.054	288,0	14:18'58.877
13	22.706	23.244	24.307	22.779	1'33.036	288,0	14:20'31.913
14	50.969	25.868	25.034	23.437	2'05.308	291,1	14:22'37.221
15	23.423	23.601	24.722	23.115	1'34.861	280,5	14:24'12.082
16	23.124	23.561	24.704	23.191	1'34.580	282,0	14:25'46.662
17	22.929	23.402	24.745	22.996	1'34.072	283,5	14:27'20.734
Race Time 27'05.629							

RET 60 M. VAN DER MARK (1'33.534)							
Lap	Seg.1	Seg.2	Seg.3	Seg.4	Lap Time	km/h	Local Time
1		24.129	24.823	23.075	1'41.859		14:01'56.964
2	22.941	23.396	24.792	<b>23.005</b>	1'34.134	285,7	14:03'31.098
3	22.913	23.521	24.656	23.146	1'34.236	287,2	14:05'05.334
4	<b>22.625</b>	<b>23.246</b>	24.580	23.083	<b>1'33.534</b>	285,0	14:06'38.868
5	23.025	23.415	<b>24.471</b>	23.076	1'33.987	283,5	14:08'12.855

07/08/2021 P = Pits In/Out - C = Lap Time Cancelled

These data/results cannot be reproduced, stored and/or transmitted in whole or in part by any manner of electronic, mechanical, photocopying, recording, broadcasting or otherwise now known or herein after developed without the previous express consent by the copyright owner, except for reproduction in daily press and regular printed publications on sale to the public within 60 days of the event related to those data/results and always provided that copyright symbol appears together as follows below.

© DORNA WSBK ORGANIZATION Srl 2021



Autodrom Most 4.212 m

## Tissot Czech Round, 6-8 August 2021 Chronological Analysis Race 1

Start at 14:00'15.105

6	22.754	23.281	24.758	23.087	1'33.880	282,7	14:09'46.735
7	22.832	23.359	24.579	23.102	1'33.872	284,2	14:11'20.607
8	22.724	23.312	24.591	23.181	1'33.808	284,2	14:12'54.415
9	22.858	23.377	24.601	23.108	1'33.944	285,7	14:14'28.359
10	22.864	23.307	24.679	23.056	1'33.906	287,2	14:16'02.265
11	22.910	23.335	24.532	23.093	1'33.870	288,0	14:17'36.135
12	23.076	23.459	24.748	23.204	1'34.487	287,2	14:19'10.622
13	22.897	23.280	24.529	1'16.551	2'27.257P	<b>288,8</b>	14:21'37.879

4 / 4  
Race Time 4'59.146

RET 52 A. DELBIANCO (1'35.306)							
Lap	Seg.1	Seg.2	Seg.3	Seg.4	Lap Time	km/h	Local Time
1		24.160	<b>25.088</b>	<b>23.228</b>	1'42.203		14:01'57.308
2	23.361	<b>23.469</b>	25.100	23.376	<b>1'35.306</b>	<b>288,0</b>	14:03'32.614

Race Time 3'17.509

RET 84 L. CRESSON (1'35.432)							
Lap	Seg.1	Seg.2	Seg.3	Seg.4	Lap Time	km/h	Local Time
1		24.540	25.083	23.621	1'43.756		14:01'58.861
2	23.513	23.849	25.009	23.376	1'35.747	282,7	14:03'34.608
3	23.367	23.794	25.218	23.499	1'35.878	281,3	14:05'10.486
4	23.323	23.765	25.110	<b>23.234</b>	<b>1'35.432</b>	283,5	14:06'45.918
5	23.535	<b>23.731</b>	25.054	23.643	1'35.963	<b>285,0</b>	14:08'21.881
6	23.540	23.768	<b>24.973</b>	23.374	1'35.655	279,1	14:09'57.536
7	23.351	23.919	24.974	23.350	1'35.594	278,4	14:11'33.130
8	<b>23.279</b>	23.871	25.146	23.558	1'35.854	278,4	14:13'08.984
9	23.324	23.901	25.078	23.438	1'35.741	280,5	14:14'44.725
10	23.688	23.857	25.241	23.544	1'36.330	281,3	14:16'21.055

Race Time 16'05.950

RET 53 T. RABAT (1'34.429)							
Lap	Seg.1	Seg.2	Seg.3	Seg.4	Lap Time	km/h	Local Time
1		24.154	24.647	23.163	1'41.203		14:01'56.308
2	23.013	23.695	<b>24.638</b>	<b>23.139</b>	1'34.485	288,0	14:03'30.793
3	23.000	23.606	24.986	23.178	1'34.770	288,0	14:05'05.563
4	<b>22.861</b>	23.508	24.881	23.179	<b>1'34.429</b>	287,2	14:06'39.992
5	23.334	<b>23.459</b>	24.778	23.142	1'34.713	288,8	14:08'14.705
6	23.035	23.710	24.778	23.143	1'34.666	288,8	14:09'49.371
7	23.164	23.584	24.941	23.182	1'34.871	288,8	14:11'24.242
8	22.900	23.686	24.786	23.336	1'34.708	289,5	14:12'58.950
9	23.793	23.758	24.849	23.392	1'35.792	<b>290,3</b>	14:14'34.742

Race Time 14'19.637

RET 94 J. FOLGER (1'35.236)							
Lap	Seg.1	Seg.2	Seg.3	Seg.4	Lap Time	km/h	Local Time
1		24.514	25.751	23.430	1'44.495		14:01'59.600
2	24.765	23.825	25.143	23.280	1'37.013	<b>288,8</b>	14:03'36.613
3	23.338	<b>23.555</b>	25.178	<b>23.165</b>	<b>1'35.236</b>	287,2	14:05'11.849
4	23.367	23.631	<b>24.997</b>	23.284	1'35.279	285,7	14:06'47.128
5	23.554	23.753	25.166	23.189	1'35.662	285,0	14:08'22.790
6	23.520	23.877	25.118	23.238	1'35.753	285,0	14:09'58.543

Race Time 9'43.438

RET 7 C. DAVIES (1'34.442)							
Lap	Seg.1	Seg.2	Seg.3	Seg.4	Lap Time	km/h	Local Time
1		24.098	24.899	<b>23.085</b>	1'41.595		14:01'56.700
2	22.997	23.519	25.025	23.307	1'34.848	<b>290,3</b>	14:03'31.548
3	<b>22.945</b>	<b>23.400</b>	24.861	23.236	<b>1'34.442</b>	289,5	14:05'05.990
4	23.134	23.477	<b>24.788</b>	23.177	1'34.576	284,2	14:06'40.566
5	1'33.952			50.730	4'08.338P	288,0	14:10'48.904

Race Time 10'33.799

RET 98 K. HANIKA (1'33.715)							
Lap	Seg.1	Seg.2	Seg.3	Seg.4	Lap Time	km/h	Local Time
1		24.219	24.820	23.227	1'42.619		14:01'57.724
2	23.285	23.516	24.801	23.411	1'35.013	284,2	14:03'32.737
3	<b>22.987</b>	<b>23.371</b>	<b>24.270</b>	<b>23.087</b>	<b>1'33.715</b>	<b>285,7</b>	14:05'06.452

Race Time 4'51.347

RET 14 J. URIBE (1'36.131)							
Lap	Seg.1	Seg.2	Seg.3	Seg.4	Lap Time	km/h	Local Time
1		24.809	25.493	23.667	1'44.980		14:02'00.085
2	24.078	23.962	26.315	23.680	1'38.035	<b>279,8</b>	14:03'38.120
3	<b>23.390</b>	23.936	<b>25.281</b>	<b>23.524</b>	<b>1'36.131</b>	278,4	14:05'14.251

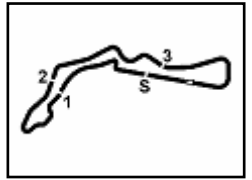
07/08/2021 P = Pits In/Out - C = Lap Time Cancelled

These data/results cannot be reproduced, stored and/or transmitted in whole or in part by any manner of electronic, mechanical, photocopying, recording, broadcasting or otherwise now known or herein after developed without the previous express consent by the copyright owner, except for reproduction in daily press and regular printed publications on sale to the public within 60 days of the event related to those data/results and always provided that copyright symbol appears together as follows below.

© DORNA WSBK ORGANIZATION Srl 2021







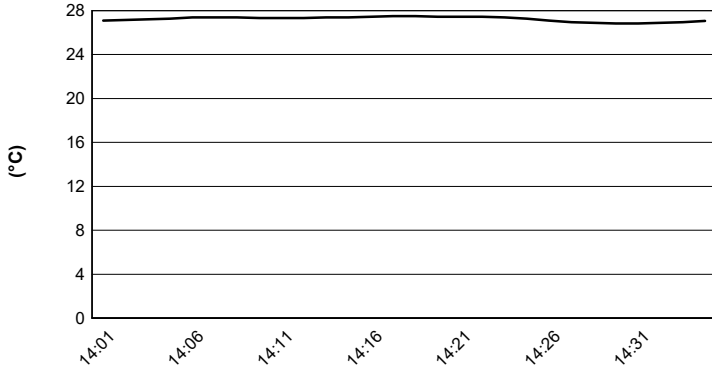
Autodrom Most 4.212 m

**Tissot Czech Round, 6-8 August 2021**

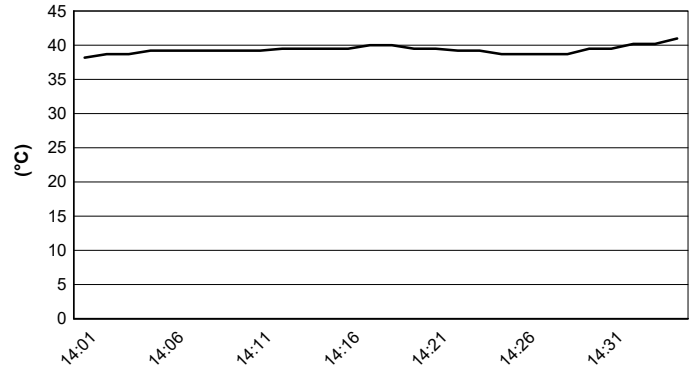
**Weather Report Race 1**

Session started 14:00 - Session ended 14:35


### Air Temperature



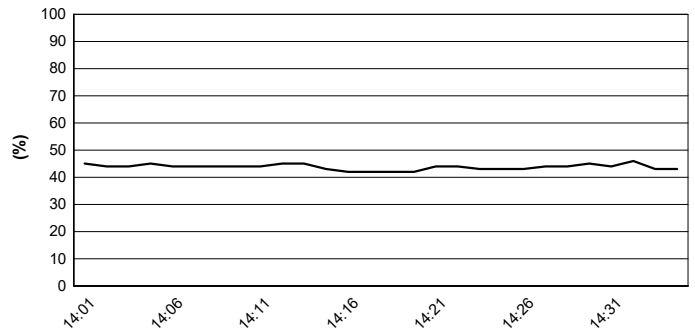
### Track Temperature



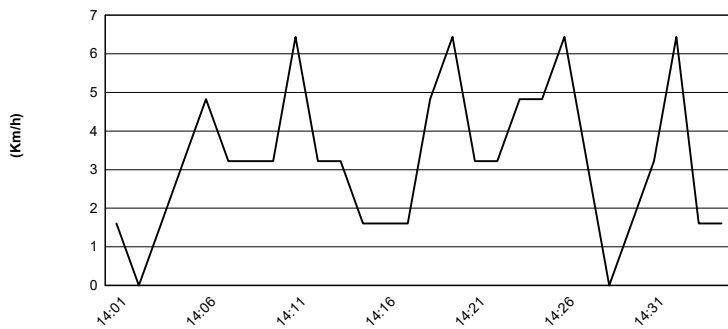
### Air Pressure



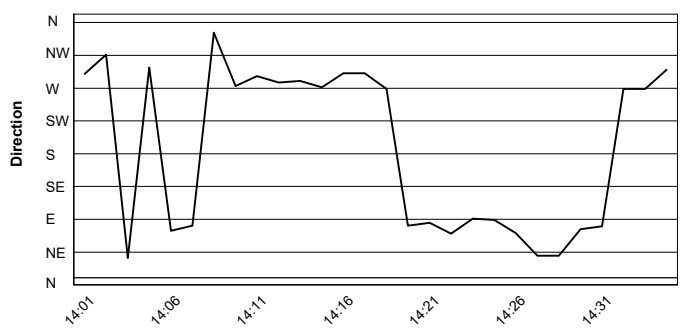
### Humidity



### Wind Speed



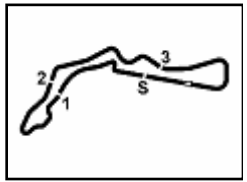
### Wind Direction



07/08/2021

These data/results cannot be reproduced, stored and/or transmitted in whole or in part by any manner of electronic, mechanical, photocopying, recording, broadcasting or otherwise now known or herein after developed without the previous express consent by the copyright owner, except for reproduction in daily press and regular printed publications on sale to the public within 60 days of the event related to those data/results and always provided that copyright symbol appears together as follows below.

© DORNA WSBK ORGANIZATION Srl 2021



**Tissot Czech Round, 6-8 August 2021**  
**Manufacturers Standings**

Autodrom Most 4.212 m

	Points	Points From First	Points From Previous	May 23	May 30	June 13	July 4	July 25	August 8	August 22	September 5	September 19	September 26	October 3	October 16	November 14		
				ARAGON	ESTORIL	MISANO	DONINGTON	ASSEN	MOST	NAVARRA	MAGNY-COURS	BARCELONA	JEREZ	PORTIMAO	VILLICUM	MANDALIKA		
1 KAWASAKI	257			25 20 12	16 25 12	16 16 7	20 10 12	25 25 12	4									
2 YAMAHA	251	6		16 10 7	20 16 9	20 25 9	25 25 5	16 16 7	25									
3 DUCATI	243	14	8	13 25 6	25 20 7	25 20 12	6 13 2	20 20 9	20									
4 BMW	138	119	105	10 13 5	9 10 3	8 6 3	13 16 9	13 10 3	7									
5 HONDA	102	155	36	8 5 3	8 9	10 8	10 7 6	8 11	9									

07/08/2021 First Line: Race 1 & 2 - Second Line: Tissot Superpole Race

These data/results cannot be reproduced, stored and/or transmitted in whole or in part by any manner of electronic, mechanical, photocopying, recording, broadcasting or otherwise now known or herein after developed without the previous express consent by the copyright owner, except for reproduction in daily press and regular printed publications on sale to the public within 60 days of the event related to those data/results and always provided that copyright symbol appears together as follows below.

© DORNA WSBK ORGANIZATION Srl 2021

FIAT PERUGIA TIMING

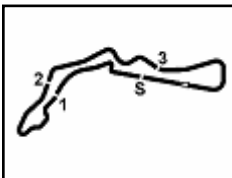


Official Tyre Supplier



Official Timekeeper





Autodrom Most 4.212 m

## Tissot Czech Round, 6-8 August 2021

### Best Laps & Speeds

No.	Rider Bike	Nat	Best Lap		FP1		FP2		FP3		SP		RC1	
			LL	SPD	LL	SPD	LL	SPD	LL	SPD	LL	SPD	LL	SPD
1	<b>J. REA</b> Kawasaki ZX-10RR	GBR	<b>1'31.684</b> 59 294,2		1'33.862 19 288,0				1'32.393 15 289,5		<b>1'31.684</b> 8 285,7		1'32.784 17 <b>294,2</b>	
2	<b>T. RAZGATLIOGLU</b> Yamaha YZF R1	TUR	<b>1'31.751</b> 69 292,6		1'33.022 21 288,7		1'35.752 7 285,7		1'32.641 14 <b>292,6</b>		<b>1'31.751</b> 5 287,2		1'32.697 22 288,7	
3	<b>S. REDDING</b> Ducati Panigale V4 R	GBR	<b>1'32.158</b> 62 293,4		1'33.663 20 291,1				1'32.340 15 <b>293,4</b>		<b>1'32.158</b> 5 291,1		1'32.826 22 292,6	
4	<b>T. SYKES</b> BMW M 1000 RR	GBR	<b>1'32.173</b> 60 290,3		1'34.006 19 288,0				1'33.133 13 289,5		<b>1'32.173</b> 6 286,4		1'33.675 22 <b>290,3</b>	
5	<b>G. GERLOFF</b> Yamaha YZF R1	USA	<b>1'32.238</b> 63 291,1		1'34.155 19 287,2		1'35.301 2 287,2		1'32.967 15 289,5		<b>1'32.238</b> 5 287,2		1'33.045 22 <b>291,1</b>	
6	<b>A. LOCATELLI</b> Yamaha YZF R1	ITA	<b>1'32.335</b> 78 292,6		1'33.861 23 289,5		1'38.064 11 285,7		1'32.550 16 <b>292,6</b>		<b>1'32.335</b> 6 288,7		1'33.284 22 290,3	
7	<b>L. HASLAM</b> Honda CBR1000 RR-R	GBR	<b>1'32.352</b> 72 291,8		1'34.548 20 290,3		1'40.649 10 285,7		1'33.515 13 <b>291,8</b>		<b>1'32.352</b> 7 288,7		1'33.616 22 291,1	
8	<b>M. RINALDI</b> Ducati Panigale V4 R	ITA	<b>1'32.530</b> 59 295,0		1'34.528 18 288,0				1'33.461 12 291,8		<b>1'32.530</b> 7 <b>295,0</b>		1'33.519 22 294,2	
9	<b>A. LOWES</b> Kawasaki ZX-10RR	GBR	<b>1'32.559</b> 64 291,1		1'33.622 19 289,5				1'33.399 16 <b>291,1</b>		<b>1'32.559</b> 7 288,7		1'33.787 22 286,4	
10	<b>A. BASSANI</b> Ducati Panigale V4 R	ITA	<b>1'32.911</b> 70 297,5		1'34.278 19 288,7		1'35.941 8 283,4		1'33.594 14 292,6		<b>1'32.911</b> 7 289,5		1'33.343 22 <b>297,5</b>	
11	<b>A. BAUTISTA</b> Honda CBR1000 RR-R	ESP	<b>1'32.928</b> 66 296,7		1'34.085 20 294,2		1'37.321 8 292,6		1'33.541 12 295,8		<b>1'32.928</b> 4 291,8		1'33.382 22 <b>296,7</b>	
12	<b>M. FRITZ</b> Yamaha YZF R1	GER	<b>1'33.164</b> 69 284,9		1'33.809 17 279,0		1'37.794 10 275,5		1'33.179 14 <b>284,9</b>		<b>1'33.164</b> 6 281,9		1'34.314 22 282,7	
13	<b>K. HANIKA</b> Yamaha YZF R1	CZE	<b>1'33.249</b> 47 285,7		1'34.142 18 284,2		1'38.105 10 280,5		1'33.404 13 <b>285,7</b>		<b>1'33.249</b> 3 283,4		1'33.715 3 <b>285,7</b>	
14	<b>A. DELBIANCO</b> Honda CBR1000 RR-R	ITA	<b>1'33.434</b> 50 288,0		1'36.077 18 281,9		1'49.652 11 276,9		1'34.725 14 285,7		<b>1'33.434</b> 5 284,9		1'35.306 2 <b>288,0</b>	
15	<b>T. RABAT</b> Ducati Panigale V4 R	ESP	<b>1'33.470</b> 57 291,1		1'35.267 23 288,0		1'47.110 2 252,9		1'34.770 15 <b>291,1</b>		<b>1'33.470</b> 8 288,7		1'34.429 9 290,3	
16	<b>M. VAN DER MARK</b> BMW M 1000 RR	NED	<b>1'33.534</b> 54 288,7		1'34.267 18 286,4		1'39.053 2 283,4		1'33.820 15 <b>288,7</b>		<b>1'33.534</b> 6 288,7		1'33.994 13 <b>288,7</b>	
17	<b>C. DAVIES</b> Ducati Panigale V4 R	GBR	<b>1'33.607</b> 44 291,8		1'35.385 19 288,7				1'34.006 13 <b>291,8</b>		<b>1'33.607</b> 7 288,7		1'34.442 5 290,3	
18	<b>K. NOZANE</b> Yamaha YZF R1	JPN	<b>1'34.167</b> 66 285,7		1'35.408 18 <b>285,7</b>		1'52.427 8 276,2		1'34.489 14 <b>285,7</b>		<b>1'34.167</b> 5 <b>285,7</b>		1'35.772 21 283,4	
19	<b>I. VINALES</b> Kawasaki ZX-10RR	ESP	<b>1'34.280</b> 61 285,7		1'35.853 21 284,9				1'35.148 13 283,4		<b>1'34.280</b> 5 284,9		1'35.177 22 <b>285,7</b>	
20	<b>C. PONSSON</b> Yamaha YZF R1	FRA	<b>1'34.444</b> 68 286,4		1'36.068 19 284,2		1'58.602 4 254,7		1'35.061 16 284,9		<b>1'34.444</b> 7 283,4		1'35.356 22 <b>286,4</b>	
21	<b>J. FOLGER</b> BMW M 1000 RR	GER	<b>1'34.499</b> 37 288,7		1'34.615 17 286,4		1'53.835 7 262,1		1'34.602 2 <b>288,7</b>		<b>1'34.499</b> 5 <b>288,7</b>		1'35.236 6 <b>288,7</b>	
22	<b>L. CRESSON</b> Kawasaki ZX-10RR	BEL	<b>1'35.432</b> 45 284,9		1'37.193 15 281,2				1'36.140 14 282,7		1'35.936 6 280,5		<b>1'35.432</b> 10 <b>284,9</b>	
23	<b>J. URIBE</b> Kawasaki ZX-10RR	USA	<b>1'36.118</b> 43 279,7		1'39.148 20 <b>279,7</b>				1'36.392 14 276,9		<b>1'36.118</b> 6 277,6		1'36.131 3 <b>279,7</b>	

07/08/2021

These data/results cannot be reproduced, stored and/or transmitted in whole or in part by any manner of electronic, mechanical, photocopying, recording, broadcasting or otherwise now known or herein after developed without the previous express consent by the copyright owner, except for reproduction in daily press and regular printed publications on sale to the public within 60 days of the event related to those data/results and always provided that copyright symbol appears together as follows below.

© DORNA WSBK ORGANIZATION Srl 2021

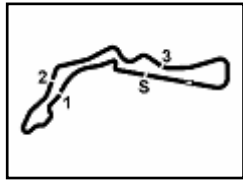
FICR PERUGIA TIMING



Official Tyre Supplier



Official Timekeeper



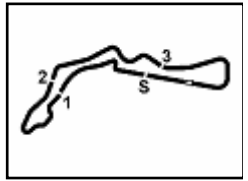
**Tissot Czech Round, 6-8 August 2021**  
**Pirelli Best Lap Award**

Autodrom Most 4.212 m

	Points	Points From First	Points From Previous	May 23 ARAGON	May 30 ESTORIL	June 13 MISANO	July 4 DONINGTON	July 25 ASSEN	August 8 MOST	August 22 NAVARRA	September 5 MAGNY-COURS	September 19 BARCELONA	September 26 JEREZ	October 3 PORTIMAO	October 16 VILLICUM	November 14 MANDALIKA		
1 <b>REA</b> Jonathan (GBR)	5			1	1	1	1	1										
2 <b>RAZGATLIOGLU</b> Toprak (TUR)	4	1			1	1	1		1									
3 <b>REDDING</b> Scott (GBR)	1	4	3					1										
4 <b>DAVIES</b> Chaz (GBR)	1	4	0	1														

07/08/2021  
These data/results cannot be reproduced, stored and/or transmitted in whole or in part by any manner of electronic, mechanical, photocopying, recording, broadcasting or otherwise now known or herein after developed without the previous express consent by the copyright owner, except for reproduction in daily press and regular printed publications on sale to the public within 60 days of the event related to those data/results and always provided that copyright symbol appears together as follows below.  
© DORNA WSBK ORGANIZATION Srl 2021





**Tissot Czech Round, 6-8 August 2021**  
**Hyundai N-spired Award Race 1**

Autodrom Most 4.212 m

Points	Points From First	Points From Previous	May 23		May 30		June 13		July 4		July 25		August 8		August 22		September 5		September 19		September 26		October 3		October 16		November 14		
			ARAGON	ESTORIL	MISANO	DONINGTON	ASSEN	MOST	NAVARRA	MAGNY-COURS	BARCELONA	JEREZ	PORTIMAO	VILLICUM	MANDALIKA														
1	BAUTISTA	52		10	11	3	3	8	6	7	4																		
	Alvaro (ESP)																												
2	BASSANI	41	11	8	6	6	6	1	2	2	5	5																	
	Axel (ITA)																												
3	VAN DER MARK	34	18	7	4	5	8	3	4	5	5																		
	Michael (NED)																												
4	VINALES	31	21	3	6	6	2	3	1	2	3	1	7																
	Isaac (ESP)																												
5	GERLOFF	30	22	1				9	3	3	15																		
	Garrett (USA)																												
6	CRESSON	28	24	2	5	3	1	3	1	5	2	6	2																
	Loris (BEL)																												
7	RAZGATLIOGLU	27	25	1	7	1		1	12	5		1																	
	Toprak (TUR)																												
8	DAVIES	26	26	1	9	7				1	4	5																	
	Chaz (GBR)																												
9	LOCATELLI	26	26	0	4	7		7	2		2	1	3																
	Andrea (ITA)																												
10	REDDING	20	32	6	7	1				7	1	3	1																
	Scott (GBR)																												
11	SYKES	19	33	1	6						13																		
	Tom (GBR)																												
12	NOZANE	19	33	0	2	1	3	1	2			6	4																
	Kohta (JPN)																												
13	PONSSON	16	36	3	2		3		1	1		9																	
	Christophe (FRA)																												
14	RINALDI	14	38	2	2	1		3		4		4																	
	Michael Ruben (ITA)																												
15	FOLGER	12	40	2	2	10																							
	Jonas (GER)																												
16	MERCADO	11	41	1	4						4	3																	
	Leandro (ARG)																												
17	RABAT	11	41	0			1	1	3		4	2																	
	Tito (ESP)																												
18	LOWES	10	42	1	2		2	1		1	4																		
	Alex (GBR)																												
19	LAVERTY	9	43	1					7	2																			
	Eugene (IRL)																												
20	MAHIAS	6	46	3	5						1																		
	Lucas (FRA)																												
21	HASLAM	6	46	0			2	3		1																			
	Leon (GBR)																												
22	MANTOVANI	3	49	3							2	1																	
	Andrea (ITA)																												
23	FRITZ	2	50	1									2																
	Marvin (GER)																												
24	CAVALIERI	1	51	1					1																				
	Samuele (ITA)																												

07/08/2021

These data/results cannot be reproduced, stored and/or transmitted in whole or in part by any manner of electronic, mechanical, photocopying, recording, broadcasting or otherwise now known or herein after developed without the previous express consent by the copyright owner, except for reproduction in daily press and regular printed publications on sale to the public within 60 days of the event related to those data/results and always provided that copyright symbol appears together as follows below.

© DORNA WSBK ORGANIZATION Srl 2021

FICR PERUGIA TIMING



Official Tyre Supplier



Official Timekeeper