

Prosecco DOC Catalunya, 5-7 May 2023 Results Race 1

Laps 18 = 83,826 Km - Time of Race 31'52.426 - Avg. 157,796 km/h

1 / 2

Pos	Grid	No. Rider	Nat	Team	Bike	Class	LL	Gap	Rel.	Fastest Lap	Speed	Qualifying	Speed
1	1	11 N. BULEGA	ITA	Aruba.it Racing WorldSSP Team	Ducati Panigale V2		18			1'45.650	277,6	1'44.243	271,4
2	2	23 M. SCHROETTER	GER	MV Agusta Reparto Corse	MV Agusta F3 800 RR		18	0.626	0.626	1'45.634	281,3	1'44.517	277,6
3	9	54 B. SOFUOGLU	TUR	MV Agusta Reparto Corse	MV Agusta F3 800 RR		18	3.996	3.370	1'45.255	283,5	1'44.899	279,8
4	5	28 G. VAN STRAALEN	NED	EAB Racing Team	Yamaha YZF R6		18	4.991	0.995	1'45.809	279,8	1'44.860	275,5
5	3	64 F. CARICASULO	ITA	Althea Racing Team	Ducati Panigale V2		18	5.467	0.476	1'45.625	282,0	1'44.684	276,9
6P	8	62 S. MANZI	ITA	Ten Kate Racing Yamaha	Yamaha YZF R6		18	7.002	1.535	1'45.720	283,5	1'44.882	271,4
7	6	9 J. NAVARRO	ESP	Ten Kate Racing Yamaha	Yamaha YZF R6		18	8.900	1.898	1'45.782	283,5	1'44.861	273,4
8	7	94 V. DEBISE	FRA	GMT94 Yamaha	Yamaha YZF R6		18	9.553	0.653	1'45.752	279,1	1'44.875	274,1
9	11	29 N. SPINELLI	ITA	VFT Racing WEBIKE Yamaha	Yamaha YZF R6		18	12.693	3.140	1'45.880	279,1	1'45.082	276,2
10	12	66 N. TUULI	FIN	Dynavolt Triumph	Triumph Street Triple RS 765		18	12.946	0.253	1'45.775	281,3	1'45.187	272,7
11	10	55 Y. MONTELLA	ITA	Barni Spark Racing Team	Ducati Panigale V2		18	16.690	3.744	1'45.897	280,5	1'45.013	278,4
12	14	99 A. HUERTAS	ESP	MTM Kawasaki	Kawasaki ZX-6R		18	16.774	0.084	1'46.535	280,5	1'45.282	274,1
13	15	69 T. BOOTH-AMOS	GBR	Motozoo ME AIR Racing	Kawasaki ZX-6R	*	18	18.012	1.238	1'46.094	279,1	1'45.310	273,4
14	4	71 T. EDWARDS	AUS	Yart-Yamaha WorldSSP Team	Yamaha YZF R6	*	18	18.024	0.012	1'46.284	277,6	1'44.777	274,1
15	18	3 R. DE ROSA	ITA	Orelac Racing Verdatura	Ducati Panigale V2		18	21.207	3.183	1'46.483	282,0	1'45.560	273,4
16	13	14 L. MAHIAS	FRA	Kawasaki Puccetti Racing	Kawasaki ZX-6R		18	22.098	0.891	1'46.335	278,4	1'45.227	272,7
17	17	32 O. BAYLISS	AUS	D34G Racing	Ducati Panigale V2		18	25.214	3.116	1'45.878	280,5	1'45.543	273,4
18	32	31 A. FERNANDEZ GONZALEZ	ESP	Evan Bros. WorldSSP Yamaha Team	Yamaha YZF R6		18	27.997	2.783	1'46.616	281,3		281,3
19	16	17 J. MCPHEE	GBR	Vince64 by Puccetti Racing	Kawasaki ZX-6R		18	28.820	0.823	1'46.844	282,0	1'45.539	277,6
20	20	19 A. MANTOVANI	ITA	Evan Bros. WorldSSP Yamaha Team	Yamaha YZF R6		18	29.256	0.436	1'46.674	281,3	1'45.914	279,1
21	19	51 A. SARMOON	THA	Yamaha Thailand Racing Team	Yamaha YZF R6		18	38.960	9.704	1'46.758	277,6	1'45.867	276,9
22	24	16 Y. OKAYA	JPN	ProDina Kawasaki Racing	Kawasaki ZX-6R	*	18	43.285	4.325	1'47.587	274,1	1'46.846	270,7
23	23	22 F. FULIGNI	ITA	Orelac Racing Verdatura	Ducati Panigale V2	*	18	43.519	0.234	1'47.685	279,1	1'46.568	275,5
24	29	4 H. TRUELOVE	GBR	Dynavolt Triumph	Triumph Street Triple RS 765		18	43.671	0.152	1'47.620	278,4	1'47.669	272,0
25	26	68 L. POWER	AUS	Motozoo ME AIR Racing	Kawasaki ZX-6R	*	18	44.937	1.266	1'47.988	279,1	1'46.891	275,5
26	27	27 A. DIAZ	ESP	Arco Yart Yamaha WorldSSP	Yamaha YZF R6	*	18	45.042	0.105	1'47.512	276,9	1'47.218	274,8
27	28	95 T. MACKENZIE	GBR	PETRONAS MIE HONDA Team	Honda CBR600RR		18	46.388	1.346	1'47.889	274,1	1'47.379	269,3
Not Classified													
NC	22	73 M. KOFLER	AUT	D34G Racing	Ducati Panigale V2	*	9	9 Laps		1'46.770	279,8	1'46.249	272,0
RET	25	7 A. NORRODIN	MAS	PETRONAS MIE HONDA Team	Honda CBR600RR		17	1 Lap		1'46.991	273,4	1'46.877	270,7
RET	21	24 A. WONGTHANANON	THA	Yamaha Thailand Racing Team	Yamaha YZF R6		12	6 Laps		1'46.683	279,1	1'45.990	279,1
RET	30	98 M. ABE	JPN	VFT Racing WEBIKE Yamaha	Yamaha YZF R6	*	7	11 Laps		1'48.253	277,6	1'47.904	267,3
RET	31	44 B. SAHIN	SUI	MDR Offitec Yamaha	Yamaha YZF R6		3	15 Laps		1'50.242	270,7	1'49.185	267,3

AIR	Humidity:	48%	Temp:	26°C
TRACK	Condition:	Dry	Temp:	43°C

Records	Pole [SP]	2022	D.Aegerter	1'43.983	161,230 Km/h
	Race [RC1]	2022	D.Aegerter	1'45.157	159,430 Km/h
	All Times [SP]	2022	D.Aegerter	1'43.983	161,230 Km/h
Race Fastest Lap	Lap 6		B.Sofuoglu	1'45.255	159,282 Km/h

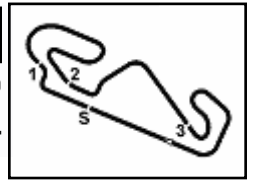
LAP LEADERS				
No. Rider	From	To	Laps	Total
64 F. CARICASULO	1	1	1	1
11 N. BULEGA	2	6	5	
54 B. SOFUOGLU	7	7	1	
11 N. BULEGA	8	8	1	
54 B. SOFUOGLU	9	9	1	2
11 N. BULEGA	10	18	9	15

TOTAL LEADER LAPS	
No. Rider	Laps
11 N. BULEGA	73
61 C. ONCU	28
62 S. MANZI	8
54 B. SOFUOGLU	2
64 F. CARICASULO	2

Start 06/05/2023 15:35 End 16:11 The results are provisional until the end of the time limit for protests and appeals and the completion of the technical checks.

These data/results cannot be reproduced, stored and/or transmitted in whole or in part by any manner of electronic, mechanical, photocopying, recording, broadcasting or otherwise now known or herein after developed without the previous express consent by the copyright owner, except for reproduction in daily press and regular printed publications on sale to the public within 60 days of the event related to those data/results and always provided that copyright symbol appears together as follows below.

© DORNA WSBK ORGANIZATION Srl 2023



Prosecco DOC Catalunya, 5-7 May 2023
Results Race 1

* WorldSSP Challenge

Race Highlights

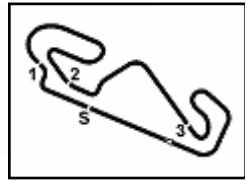
Time	No. Rider	Description
15.20.05		Sighting Lap Started
15.32.30	27 A. DIAZ	Bike moved to the pit lane
15.33.01		Warm-up Lap Started
15.33.28	27 A. DIAZ	Will start the race from the back of the grid
15.35.45		Start
15.36.58	55 Y. MONTELLA	Double Long Lap Penalty - Irresponsible Riding
15.37.35		No Jump Starts
15.39.34	55 Y. MONTELLA	1xLLP Completed
15.40.52	73 M. KOFLER	Crashed - Turn 10
15.41.18	73 M. KOFLER	Re-joined
15.41.20	44 B. SAHIN	Entered Pits
15.41.48	73 M. KOFLER	Entered Pits
15.43.09	55 Y. MONTELLA	2xLLP Completed
15.43.22	44 B. SAHIN	Retired
15.49.23	98 M. ABE	Stop - Technical Problem
15.50.04	98 M. ABE	Not Actively Competing
15.56.38	73 M. KOFLER	Exited Pits
15.57.02		2/3 of Race Distance Completed
15.58.44	24 A. WONGTHANANON	Crashed - Turn 10
15.59.17	24 A. WONGTHANANON	Not Actively Competing
16.05.45	62 S. MANZI	Shortcut at turn T2 under investigation
16.08.06		Podium Confirmed
16.08.17	7 A. NORRODIN	Technical Problem - Turn 8
16.10.19	62 S. MANZI	According to notice n.2 is penalized by 3 secs (unable to complete long lap penalty)
16.10.50	7 A. NORRODIN	Out
16.11.17		End Of Session

Start End The results are provisional until the end of the time limit for protests and appeals and the completion of the technical checks.

06/05/2023 15:35 16:11

These data/results cannot be reproduced, stored and/or transmitted in whole or in part by any manner of electronic, mechanical, photocopying, recording, broadcasting or otherwise now known or herein after developed without the previous express consent by the copyright owner, except for reproduction in daily press and regular printed publications on sale to the public within 60 days of the event related to those data/results and always provided that copyright symbol appears together as follows below.

© DORNA WSBK ORGANIZATION Srl 2023



**Prosecco DOC Catalunya, 5-7 May 2023
Championship Standings**

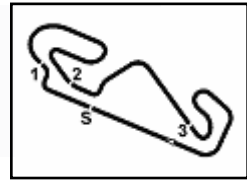
Circuit de Barcelona 4.657 m

	Points	Points From First	Points From Previous	February 26 PHILLIP ISLAND	March 5 MANDALIKA	April 23 ASSEN	May 7 BARCELONA	June 4 MISANO	July 2 DONINGTON PARK	July 26 MOST	September 10 MAGNY-COURS	September 24 ARAGON	October 1 PORTIMAO	October 15 VILLICUM	December 26 TBA						
1 BULEGA Nicolo (ITA)	152			25 25	11 16	25 25	25														
				1 1	1 1	1 1	1														
2 MANZI Stefano (ITA)	100	52		10 20	9 20	11 20	10														
				6 2	3 2	2 2	2														
3 SCHROETTER Marcel (GER)	99	53	1	9 13	13 11	20 13	20														
				7 3	5 5	3 3	3														
4 CARICASULO Federico (ITA)	88	64	11	6	20 25	10 16	11														
				10 14	6 4	5 4	4														
5 TUULI Niki (FIN)	67	85	21	13 7	16 10	4 11	6														
				4 4	4 5	6 6	5														
6 ONCU Can (TUR)	63	89	4	16	25 13	9															
				8	2 3	4 5	6														
7 NAVARRO Jorge (ESP)	53	99	10	7 10	4 8	6 9	9														
				9 7	8 8	7 7	7														
8 VAN STRALEN Glenn (NED)	52	100	1	2 11	5	16 5	13														
				14 9	11 11	8 9	8														
9 DEBISE Valentin (FRA)	52	100	0	3 8	10	13 10	8														
				13 10	8 10	8 7	8														
10 SOFUOGLU Bahattin (TUR)	39	113	13	5	7 6	5	16														
				16	15 11	13 13	10														
11 SPINELLI Nicholas (ITA)	36	116	3	20	7	2	7														
				2 4	10 9	11 12	11														
12 DE ROSA Raffaele (ITA)	33	119	3	9	9	7 7	1														
				13	16 11	12 10	12														
13 MCPHEE John (GBR)	31	121	2	16 4	6 5																
				3 4	6 7	10 11	13														
14 BAYLISS Oliver (AUS)	18	134	13	6	8 4																
				14	12 11	14 14	14														
15 MACKENZIE Tarran (GBR)	15	137	3	11	2 2																
				5 10	13 15	15 15	15														
16 HUERTAS Adrian (ESP)	15	137	0			3 8	4														
						21 17	15														
17 SARMOON Anupab (THA)	14	138	1	8 2	3 1																
				8 12	13 16	16 16	17														
18 MONTELLA Yari (ITA)	13	139	1			8	5														
						18 19	18														
19 BOOTH-AMOS Tom (GBR)	10	142	3			1 6	3														
						23 20	19														
20 NORRODIN Adam (MAS)	9	143	1	4 1	1 3																
				12 16	17 17	17 18	20														
21 MANTOVANI Andrea (ITA)	6	146	3			2 4															
						22 21	21														
22 TRUELOVE Harry (GBR)	5	147	1	5																	
				11 16	18 18	19 22	22														
23 WONGTHANANON Apiwath (THA)	4	148	1	1 3																	
				15 19	19 19	20 23	23														
24 CORSI Simone (ITA)	3	149	1			3															
						24 24	24														
25 EDWARDS Tom (AUS)	3	149	0			1 2															
						25 24	24														

06/05/2023 First Line: Championship Standings - Second Line: Ranking Progression

These data/results cannot be reproduced, stored and/or transmitted in whole or in part by any manner of electronic, mechanical, photocopying, recording, broadcasting or otherwise now known or herein after developed without the previous express consent by the copyright owner, except for reproduction in daily press and regular printed publications on sale to the public within 60 days of the event related to those data/results and always provided that copyright symbol appears together as follows below.

© DORNA WSBK ORGANIZATION Srl 2023



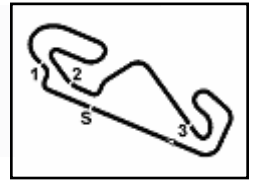
**Prosecco DOC Catalunya, 5-7 May 2023
Championship Standings**

	Points	Points From First	Points From Previous	February 26	March 5	April 23	May 7	June 4	July 2	July 26	September 10	September 24							
				PHILIP ISLAND	MANDALIKA	ASSEN	BARCELONA	MISANO	DONINGTON PARK	MOST	MAGNY-COURS	ARAGON							
WorldSSP Challenge																			
1 BOOTH-AMOS Tom (GBR)	10					1 1	6 1	3 1											
2 EDWARDS Tom (AUS)	3	7					1 2	2 2											

06/05/2023 First Line: Championship Standings - Second Line: Ranking Progression

These data/results cannot be reproduced, stored and/or transmitted in whole or in part by any manner of electronic, mechanical, photocopying, recording, broadcasting or otherwise now known or herein after developed without the previous express consent by the copyright owner, except for reproduction in daily press and regular printed publications on sale to the public within 60 days of the event related to those data/results and always provided that copyright symbol appears together as follows below.

© DORNA WSBK ORGANIZATION Srl 2023



Circuit de Barcelona 4.657 m

Prosecco DOC Catalunya, 5-7 May 2023
Lap Chart Race 1

1 / 5

		Lap																	
	1	2	3	4	5	6	7	8	9	10	11	12	13	14	15	16	17	18	
1	64	11	11	11	11	11	54	11	54	11	11	11	11	11	11	11	11	11	11
2	11	94	64	64	64	54	11	54	11	54	54	23	23	54	23	23	23	23	23
3	55	64	94	94	54	64	94	94	94	23	23	54	54	23	62	62	54	54	54
4	94	23	23	54	94	94	64	23	23	62	62	62	62	62	54	54	62	62	62
5	23	55	54	23	23	23	23	62	62	94	94	94	94	64	64	64	64	28	28
6	28	28	62	62	62	62	64	64	64	64	64	64	64	94	28	28	28	64	64
7	54	54	28	28	28	28	28	28	28	28	28	28	28	28	94	94	94	9	9
8	9	62	32	32	32	9	9	9	9	9	9	9	9	9	9	9	9	9	94
9	62	32	9	55	9	32	32	32	29	29	66	66	29	29	66	29	66	29	66
10	99	99	55	9	29	29	29	29	32	66	29	29	66	66	29	66	29	66	29
11	32	9	99	99	69	66	66	66	32	32	32	69	55	55	55	55	55	55	55
12	29	69	69	29	69	66	69	69	69	69	69	69	32	69	69	69	69	69	69
13	69	29	29	69	66	99	55	55	55	55	55	55	55	32	32	99	99	69	69
14	73	73	66	66	55	55	99	99	99	14	14	14	14	14	99	71	71	71	71
15	14	71	71	14	71	14	14	14	14	99	99	99	99	99	71	32	3	3	3
16	71	14	14	71	14	71	71	71	3	3	3	3	3	3	71	3	3	14	14
17	51	66	51	51	51	3	3	3	71	71	71	71	71	3	14	14	32	32	32
18	66	51	24	24	24	51	51	51	31	31	19	19	19	19	19	31	31	31	31
19	24	24	3	3	3	24	19	19	51	19	31	31	31	31	31	19	17	17	17
20	3	3	17	17	17	19	24	31	19	51	17	51	17	17	17	17	17	19	19
21	17	17	19	19	19	17	31	17	17	17	51	17	51	51	51	51	51	51	51
22	16	19	31	31	31	31	17	24	24	24	24	24	7	7	22	22	22	22	16
23	19	7	7	7	7	7	7	7	7	7	7	7	22	22	27	27	16	22	22
24	7	31	16	16	27	27	27	22	22	22	22	27	27	7	7	7	27	4	4
25	31	16	22	22	16	22	27	27	27	27	27	27	16	16	68	16	4	68	68
26	27	22	27	27	22	16	68	16	16	95	16	16	68	68	16	4	68	27	27
27	22	27	95	4	4	95	16	68	68	68	68	95	95	4	68	7	95	95	95
28	95	95	4	95	95	4	95	95	95	16	95	95	4	4	95	95	95	95	95
29	98	4	68	68	68	68	4	4	4	4	4	4	4	4	4	4	4	4	4
30	68	68	98	98	98	98	73	73	73	73	73	73	73	73	73	73	73	73	73
31	4	98	44	73	73	73	73	73	73	73	73	73	73	73	73	73	73	73	73
32	44	44	73	73	73	73	73	73	73	73	73	73	73	73	73	73	73	73	73

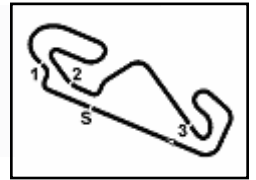
Final Result		
1	11 N. BULEGA	Laps 18
2	23 M. SCHROETTER	0.626
3	54 B. SOFUOGLU	3.996
4	28 G. VAN STRAALLEN	4.991
5	64 F. CARICASULO	5.467
6	62 S. MANZI (P)	7.002
7	9 J. NAVARRO	8.900
8	94 V. DEBISE	9.553
9	29 N. SPINELLI	12.693
10	66 N. TUJLI	12.946
11	55 Y. MONTELLA	16.690
12	99 A. HUERTAS	16.774
13	69 T. BOOTH-AMOS	18.012
14	71 T. EDWARDS	18.024
15	3 R. DE ROSA	21.207
16	14 L. MAHIAS	22.098
17	32 O. BAYLISS	25.214
18	31 A. FERNANDEZ GONZA	27.997
19	17 J. MCPHEE	28.820
20	19 A. MANTOVANI	29.256
21	51 A. SARMOON	38.960
22	16 Y. OKAYA	43.285
23	22 F. FULIGNI	43.519
24	4 H. TRUELOVE	43.671
25	68 L. POWER	44.937
26	27 A. DIAZ	45.042
27	95 T. MACKENZIE	46.388
NC	73 M. KOFLER	9 Laps
RET	7 A. NORRODIN	1 Lap
RET	24 A. WONGTHANANON	6 Laps
RET	98 M. ABE	11 Laps
RET	44 B. SAHIN	15 Laps

06/05/2023

These data/results cannot be reproduced, stored and/or transmitted in whole or in part by any manner of electronic, mechanical, photocopying, recording, broadcasting or otherwise now known or herein after developed without the previous express consent by the copyright owner, except for reproduction in daily press and regular printed publications on sale to the public within 60 days of the event related to those data/results and always provided that copyright symbol appears together as follows below.

© DORNA WSBK ORGANIZATION Srl 2023





Prosecco DOC Catalunya, 5-7 May 2023

Lap Chart Race 1

Lap 1		
1	64	F.Caricasulo 1'49.591
2	11	N.Bulega 0.072
3	55	Y.Montella 0.251
4	94	V.Debise 0.313
5	23	M.Schroetter 0.465
6	28	G.van Straalen 0.612
7	54	B.Sofuoglu 0.837
8	9	J.Navarro 0.947
9	62	S.Manzi 1.132
10	99	A.Huertas 1.400
11	32	O.Bayliss 1.563
12	29	N.Spinelli 2.050
13	69	T.Booth-Amos 2.125
14	73	M.Kofler 2.350
15	14	L.Mahias 2.890
16	71	T.Edwards 3.038
17	51	A.Sarmoon 3.213
18	66	N.Tuuli 3.452
19	24	A.Wongthananon 3.860
20	3	R.De Rosa 4.205
21	17	J.McPhee 4.381
22	16	Y.Okaya 4.671
23	19	A.Mantovani 4.758
24	7	A.Norrodin 4.859
25	31	A.Fernandez Gonzalez 5.121
26	27	A.Diaz 5.420
27	22	F.Fulgini 5.591
28	95	T.Mackenzie 5.674
29	98	M.Abe 5.812
30	68	L.Power 5.877
31	4	H.Truelove 6.191
32	44	B.Sahin 6.967

5	54	B.Sofuoglu 1.263
6	62	S.Manzi 1.797
7	28	G.van Straalen 2.065
8	32	O.Bayliss 2.285
9	9	J.Navarro 3.074
10	55	Y.Montella 3.153
11	99	A.Huertas 3.769
12	69	T.Booth-Amos 3.875
13	29	N.Spinelli 4.171
14	66	N.Tuuli 4.918
15	71	T.Edwards 5.529
16	14	L.Mahias 5.587
17	51	A.Sarmoon 5.806
18	24	A.Wongthananon 6.212
19	3	R.De Rosa 6.353
20	17	J.McPhee 6.747
21	19	A.Mantovani 6.895
22	31	A.Fernandez Gonzalez 7.637
23	7	A.Norrodin 7.779
24	16	Y.Okaya 8.893
25	22	F.Fulgini 9.609
26	27	A.Diaz 9.773
27	95	T.Mackenzie 10.388
28	4	H.Truelove 10.519
29	68	L.Power 11.007
30	98	M.Abe 11.683
31	44	B.Sahin 35.403
32	73	M.Kofler 1'02.026

Lap 4		
1	11	N.Bulega 7'06.645
2	64	F.Caricasulo 0.508
3	94	V.Debise 0.789
4	54	B.Sofuoglu 1.010
5	23	M.Schroetter 1.281
6	62	S.Manzi 2.006
7	28	G.van Straalen 2.201
8	32	O.Bayliss 2.925
9	55	Y.Montella 3.571
10	9	J.Navarro 3.610
11	99	A.Huertas 4.786
12	29	N.Spinelli 4.865
13	69	T.Booth-Amos 5.117
14	66	N.Tuuli 5.684
15	14	L.Mahias 6.378
16	71	T.Edwards 6.861
17	51	A.Sarmoon 7.165
18	24	A.Wongthananon 7.397
19	3	R.De Rosa 7.581
20	17	J.McPhee 7.971
21	19	A.Mantovani 8.234
22	31	A.Fernandez Gonzalez 8.762
23	7	A.Norrodin 9.097
24	16	Y.Okaya 11.736
25	22	F.Fulgini 11.828
26	27	A.Diaz 11.916
27	4	H.Truelove 12.570
28	95	T.Mackenzie 12.722
29	68	L.Power 13.476
30	98	M.Abe 14.352
31	73	M.Kofler

Lap 5		
1	11	N.Bulega 8'52.368
2	64	F.Caricasulo 0.494
3	54	B.Sofuoglu 0.669
4	94	V.Debise 1.043
5	23	M.Schroetter 1.341
6	62	S.Manzi 2.062
7	28	G.van Straalen 2.403
8	32	O.Bayliss 3.745
9	9	J.Navarro 3.861
10	29	N.Spinelli 5.022

Lap 2		
1	11	N.Bulega 3'35.313
2	94	V.Debise 0.343
3	64	F.Caricasulo 0.523
4	23	M.Schroetter 1.010
5	55	Y.Montella 1.169
6	28	G.van Straalen 1.393
7	54	B.Sofuoglu 1.440
8	62	S.Manzi 1.683
9	32	O.Bayliss 1.719
10	99	A.Huertas 2.851
11	9	J.Navarro 2.951
12	69	T.Booth-Amos 3.020
13	29	N.Spinelli 3.199
14	73	M.Kofler 3.398
15	71	T.Edwards 3.600
16	14	L.Mahias 3.721
17	66	N.Tuuli 3.995
18	51	A.Sarmoon 4.622
19	24	A.Wongthananon 5.188
20	3	R.De Rosa 5.352
21	17	J.McPhee 5.503
22	19	A.Mantovani 5.710
23	7	A.Norrodin 6.257
24	31	A.Fernandez Gonzalez 6.680
25	16	Y.Okaya 6.965
26	22	F.Fulgini 7.583
27	27	A.Diaz 7.880
28	95	T.Mackenzie 8.158
29	4	H.Truelove 8.558
30	68	L.Power 8.636
31	98	M.Abe 9.089
32	44	B.Sahin 11.487

Lap 3		
1	11	N.Bulega 5'20.972
2	64	F.Caricasulo 0.556
3	94	V.Debise 0.706
4	23	M.Schroetter 1.031

11	99	A.Huertas 5.786
12	69	T.Booth-Amos 5.868
13	66	N.Tuuli 6.093
14	55	Y.Montella 6.286
15	71	T.Edwards 7.546
16	14	L.Mahias 7.608
17	51	A.Sarmoon 8.200
18	24	A.Wongthananon 8.577
19	3	R.De Rosa 8.666
20	17	J.McPhee 9.408
21	19	A.Mantovani 9.551
22	31	A.Fernandez Gonzalez 10.006
23	7	A.Norrodin 10.493
24	27	A.Diaz 13.705
25	16	Y.Okaya 14.408
26	22	F.Fulgini 14.695
27	4	H.Truelove 14.752
28	95	T.Mackenzie 14.943
29	68	L.Power 15.820
30	98	M.Abe 17.554
31	73	M.Kofler

Lap 6		
1	11	N.Bulega 10'38.021
2	54	B.Sofuoglu 0.271
3	64	F.Caricasulo 1.085
4	94	V.Debise 1.230
5	23	M.Schroetter 1.322
6	62	S.Manzi 2.357
7	28	G.van Straalen 2.823
8	9	J.Navarro 4.160
9	32	O.Bayliss 4.930
10	29	N.Spinelli 5.709
11	69	T.Booth-Amos 6.551
12	66	N.Tuuli 6.679
13	99	A.Huertas 7.087
14	55	Y.Montella 7.181
15	14	L.Mahias 8.780
16	71	T.Edwards 9.229
17	3	R.De Rosa 9.634
18	51	A.Sarmoon 10.193
19	24	A.Wongthananon 10.479
20	19	A.Mantovani 10.954
21	17	J.McPhee 11.167
22	31	A.Fernandez Gonzalez 11.316
23	7	A.Norrodin 12.331
24	27	A.Diaz 16.377
25	22	F.Fulgini 16.727
26	16	Y.Okaya 17.551
27	95	T.Mackenzie 17.665
28	4	H.Truelove 17.991
29	68	L.Power 18.155
30	98	M.Abe 21.016
31	73	M.Kofler

Lap 7		
1	54	B.Sofuoglu 12'24.424
2	11	N.Bulega 0.129
3	94	V.Debise 0.848
4	64	F.Caricasulo 1.108
5	23	M.Schroetter 1.266
6	62	S.Manzi 1.674
7	28	G.van Straalen 2.509
8	9	J.Navarro 3.763
9	32	O.Bayliss 5.156
10	29	N.Spinelli 5.654
11	66	N.Tuuli 6.051
12	69	T.Booth-Amos 6.375
13	55	Y.Montella 6.675
14	99	A.Huertas 7.219
15	14	L.Mahias 8.812
16	71	T.Edwards 9.467
17	3	R.De Rosa 9.714

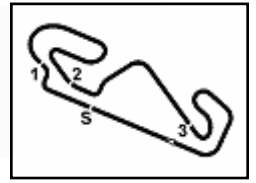
Lap 8		
1	11	N.Bulega 14'10.370
2	54	B.Sofuoglu 0.354
3	94	V.Debise 1.141
4	23	M.Schroetter 1.464
5	62	S.Manzi 1.965
6	64	F.Caricasulo 2.301
7	28	G.van Straalen 2.767
8	9	J.Navarro 3.965
9	32	O.Bayliss 5.930
10	29	N.Spinelli 6.020
11	66	N.Tuuli 6.299
12	69	T.Booth-Amos 6.523
13	55	Y.Montella 6.935
14	99	A.Huertas 8.264
15	14	L.Mahias 9.480
16	71	T.Edwards 10.294
17	3	R.De Rosa 10.444
18	51	A.Sarmoon 12.970
19	19	A.Mantovani 13.086
20	31	A.Fernandez Gonzalez 13.211
21	17	J.McPhee 14.108
22	24	A.Wongthananon 14.402
23	7	A.Norrodin 15.579
24	22	F.Fulgini 20.132
25	27	A.Diaz 20.288
26	16	Y.Okaya 22.331
27	68	L.Power 22.499
28	95	T.Mackenzie 22.757
29	4	H.Truelove 23.308
30	73	M.Kofler

Lap 9		
1	54	B.Sofuoglu 15'56.662
2	11	N.Bulega 0.139
3	94	V.Debise 0.918
4	23	M.Schroetter 1.037
5	62	S.Manzi 1.512
6	64	F.Caricasulo 1.955
7	28	G.van Straalen 2.523
8	9	J.Navarro 3.745
9	29	N.Spinelli 6.154
10	32	O.Bayliss 6.403
11	66	N.Tuuli 6.532
12	69	T.Booth-Amos 6.804
13	55	Y.Montella 7.177
14	99	A.Huertas 9.192
15	14	L.Mahias 9.523
16	3	R.De Rosa 10.679
17	71	T.Edwards 10.806
18	31	A.Fernandez Gonzalez 13.615
19	51	A.Sarmoon 14.291
20	19	A.Mantovani 14.332
21	17	J.McPhee 14.950
22	24	A.Wongthananon 15.426
23	7	A.Norrodin 17.431
24	22	F.Fulgini 21.584
25	4	H.Truelove 21.865

06/05/2023

These data/results cannot be reproduced, stored and/or transmitted in whole or in part by any manner of electronic, mechanical, photocopying, recording, broadcasting or otherwise now known or herein after developed without the previous express consent by the copyright owner, except for reproduction in daily press and regular printed publications on sale to the public within 60 days of the event related to those data/results and always provided that copyright symbol appears together as follows below.

© DORNA WSBK ORGANIZATION Srl 2023



Prosecco DOC Catalunya, 5-7 May 2023
Lap Chart Race 1

Race Pace Comparison

	11 Bul	23 Sch	54 Sof	28 vSt	64 Car	62 Man	9 Nav	94 Deb	29 Spi	66 Tuu	55 Mon	99 Hue	69 Boo	71 Edw
1	1'49.663	1'50.056	1'50.428	1'50.203	1'49.591	1'50.723	1'50.538	1'49.904	1'51.641	1'53.043	1'49.842	1'50.991	1'51.716	1'52.629
2	1'45.650	1'46.267	1'46.325	1'46.503	1'46.245	1'46.273	1'47.726	1'45.752	1'46.871	1'46.265	1'46.640	1'47.173	1'46.617	1'46.284
3	1'45.659	1'45.680	1'45.482	1'46.331	1'45.692	1'45.773	1'45.782	1'46.022	1'46.631	1'46.582	1'47.643	1'46.577	1'46.514	1'47.588
4	1'45.673	1'45.923	1'45.420	1'45.809	1'45.625	1'45.882	1'46.209	1'45.756	1'46.367	1'46.439	1'46.091	1'46.690	1'46.915	1'47.005
5	1'45.723	1'45.783	1'45.382	1'45.925	1'45.709	1'45.779	1'45.974	1'45.977	1'45.880	1'46.132	1'48.438	1'46.723	1'46.474	1'46.408
6	1'45.653	1'45.634	1'45.255	1'46.073	1'46.244	1'45.948	1'45.952	1'45.840	1'46.340	1'46.239	1'46.548	1'46.954	1'46.336	1'47.336
7	1'46.532	1'46.347	1'46.132	1'46.089	1'46.426	1'45.720	1'46.006	1'46.021	1'46.348	1'45.775	1'45.897	1'46.535	1'46.227	1'46.641
8	1'45.817	1'46.144	1'46.300	1'46.204	1'47.139	1'46.237	1'46.148	1'46.239	1'46.312	1'46.194	1'46.206	1'46.991	1'46.094	1'46.773
9	1'46.431	1'45.865	1'45.938	1'46.048	1'45.946	1'45.839	1'46.072	1'46.069	1'46.426	1'46.525	1'46.534	1'47.220	1'46.573	1'46.804
10	1'46.013	1'45.790	1'46.559	1'46.137	1'46.119	1'45.757	1'46.083	1'46.595	1'46.453	1'46.202	1'46.599	1'47.286	1'46.514	1'46.737
11	1'45.719	1'45.918	1'45.867	1'46.305	1'45.949	1'45.944	1'46.307	1'46.111	1'46.889	1'46.620	1'46.869	1'46.952	1'46.696	1'46.973
12	1'45.847	1'45.911	1'46.495	1'46.158	1'46.233	1'45.856	1'46.156	1'46.245	1'46.902	1'46.948	1'46.574	1'46.939	1'46.890	1'46.727
13	1'46.166	1'46.366	1'46.357	1'46.556	1'46.575	1'46.447	1'46.534	1'46.871	1'46.594	1'46.900	1'47.298	1'47.088	1'47.502	1'46.767
14	1'46.368	1'46.682	1'46.313	1'46.414	1'46.446	1'46.397	1'46.591	1'47.052	1'46.815	1'46.704	1'46.858	1'47.010	1'47.574	1'46.713
15	1'46.513	1'46.097	1'46.891	1'46.406	1'46.590	1'46.351	1'46.943	1'47.311	1'47.221	1'46.979	1'47.400	1'47.035	1'47.245	1'47.126
16	1'46.447	1'46.030	1'46.622	1'46.664	1'46.666	1'46.679	1'47.125	1'47.619	1'46.793	1'47.083	1'47.816	1'46.931	1'47.662	1'46.991
17	1'46.335	1'46.125	1'46.398	1'46.735	1'47.132	1'46.670	1'47.423	1'48.002	1'47.454	1'47.209	1'47.831	1'47.142	1'48.123	1'47.108
18	1'46.217	1'46.434	1'48.258	1'46.857	1'47.566	1'48.153	1'47.757	1'48.593	1'47.182	1'47.533	1'48.032	1'46.963	1'48.766	1'47.840

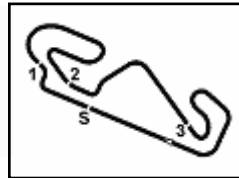
	3 DeR	14 Mah	32 Bay	31 Fer	17 McP	19 Mat	51 Sar	16 Oka	22 Ful	4 Tru	68 Pow	27 Dia	95 Mac	73 Kof
1	1'53.796	1'52.481	1'51.154	1'54.712	1'53.972	1'54.349	1'52.804	1'54.262	1'55.182	1'55.782	1'55.478	1'55.011	1'55.265	1'51.941
2	1'46.869	1'46.553	1'45.878	1'47.281	1'46.844	1'46.674	1'47.131	1'48.016	1'47.714	1'48.089	1'48.471	1'48.182	1'48.206	1'46.770
3	1'46.660	1'47.525	1'46.225	1'46.616	1'46.903	1'46.844	1'46.843	1'47.587	1'47.685	1'47.620	1'48.030	1'47.552	1'47.889	2'44.287
4	1'46.901	1'46.464	1'46.313	1'46.798	1'46.897	1'47.012	1'47.032	1'48.516	1'47.892	1'47.724	1'48.142	1'47.816	1'48.007	16'25.563
5	1'46.808	1'46.953	1'46.543	1'46.967	1'47.160	1'47.040	1'46.758	1'48.395	1'48.590	1'47.905	1'48.067	1'47.512	1'47.944	1'48.585
6	1'46.621	1'46.825	1'46.838	1'46.963	1'47.412	1'47.056	1'47.646	1'48.796	1'47.685	1'48.892	1'47.988	1'48.325	1'48.375	1'49.007
7	1'46.483	1'46.435	1'46.629	1'47.335	1'47.759	1'47.308	1'47.277	1'49.032	1'47.946	1'49.438	1'48.063	1'48.157	1'49.157	2'01.515
8	1'46.676	1'46.614	1'46.720	1'46.909	1'47.531	1'47.173	1'47.849	1'48.097	1'47.808	1'48.228	1'48.630	1'48.103	1'48.284	2'00.333
9	1'46.527	1'46.335	1'46.765	1'46.696	1'47.134	1'47.538	1'47.613	1'48.310	1'47.744	1'48.112	1'48.276	1'47.869	1'48.265	1'50.015
10	1'46.679	1'46.739	1'46.652	1'47.449	1'47.397	1'46.964	1'47.825	1'48.845	1'47.788	1'48.266	1'48.622	1'47.741	1'48.191	
11	1'46.848	1'46.677	1'46.725	1'47.917	1'47.371	1'47.471	1'47.728	1'47.868	1'48.009	1'48.562	1'48.257	1'48.058	1'48.700	
12	1'46.700	1'46.879	1'46.812	1'47.742	1'47.705	1'47.824	1'47.416	1'48.334	1'48.017	1'48.412	1'48.523	1'48.219	1'48.393	
13	1'46.958	1'47.130	1'47.875	1'47.886	1'47.629	1'47.912	1'48.607	1'48.237	1'48.595	1'48.236	1'47.997	1'48.653	1'48.255	
14	1'47.190	1'47.314	1'48.270	1'47.946	1'47.821	1'47.954	1'48.225	1'48.667	1'49.683	1'48.612	1'48.568	1'49.313	1'48.586	
15	1'47.252	1'48.528	1'48.457	1'48.313	1'48.242	1'48.335	1'48.905	1'48.516	1'48.323	1'47.997	1'48.278	1'49.372	1'48.619	
16	1'48.435	1'48.086	1'49.491	1'47.273	1'47.865	1'47.980	1'50.013	1'48.083	1'49.613	1'47.900	1'48.817	1'48.914	1'48.523	
17	1'48.182	1'48.310	1'49.896	1'47.756	1'47.701	1'48.110	1'50.294	1'47.910	1'48.743	1'48.323	1'48.458	1'49.271	1'49.273	
18	1'48.048	1'48.676	1'50.397	1'47.864	1'47.903	1'48.138	1'51.420	1'48.240	1'48.928	1'47.999	1'48.698	1'49.400	1'48.882	

	7 Nor	24 Won	98 Abe	44 Sah
1	1'54.450	1'53.451	1'55.403	1'56.558
2	1'47.120	1'47.050	1'48.999	1'50.242
3	1'47.181	1'46.683	1'48.253	2'09.575
4	1'46.991	1'46.858	1'48.342	
5	1'47.119	1'46.903	1'48.925	
6	1'47.491	1'47.555	1'49.115	
7	1'47.647	1'48.137	1'49.149	
8	1'47.950	1'48.135		
9	1'48.144	1'47.316		
10	1'48.099	1'47.258		

06/05/2023

These data/results cannot be reproduced, stored and/or transmitted in whole or in part by any manner of electronic, mechanical, photocopying, recording, broadcasting or otherwise now known or herein after developed without the previous express consent by the copyright owner, except for reproduction in daily press and regular printed publications on sale to the public within 60 days of the event related to those data/results and always provided that copyright symbol appears together as follows below.

© DORNA WSBK ORGANIZATION Srl 2023



Circuit de Barcelona 4.657 m

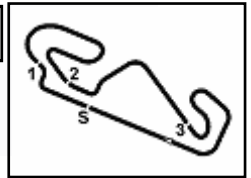
Prosecco DOC Catalunya, 5-7 May 2023
Lap Chart Race 1

	7 Nor	24 Won	98 Abe	44 Sah
11	1'48.864	1'47.473		
12	1'49.480	1'47.412		
13	1'49.626			
14	1'49.889			
15	1'49.944			
16	1'49.501			
17	1'50.357			

06/05/2023

These data/results cannot be reproduced, stored and/or transmitted in whole or in part by any manner of electronic, mechanical, photocopying, recording, broadcasting or otherwise now known or herein after developed without the previous express consent by the copyright owner, except for reproduction in daily press and regular printed publications on sale to the public within 60 days of the event related to those data/results and always provided that copyright symbol appears together as follows below.

© DORNA WSBK ORGANIZATION Srl 2023



Prosecco DOC Catalunya, 5-7 May 2023
Best Sectors & Speed Race 1

Circuit de Barcelona 4.657 m

RESULTS				
1	11	N. BULEGA	Ducati Panigale V2	Laps 18
2	23	M. SCHROETTER	MV Agusta F3 800 RR	0.626
3	54	B. SOFUOGLU	MV Agusta F3 800 RR	3.996
4	28	G. VAN STRAALEN	Yamaha YZF R6	4.991
5	64	F. CARICASULO	Ducati Panigale V2	5.467
6	62	S. MANZI	Yamaha YZF R6	7.002
7	9	J. NAVARRO	Yamaha YZF R6	8.900
8	94	V. DEBISE	Yamaha YZF R6	9.553
9	29	N. SPINELLI	Yamaha YZF R6	12.693
10	66	N. TUULI	Triumph Street Triple RS 765	12.946
11	55	Y. MONTELLA	Ducati Panigale V2	16.690
12	99	A. HUERTAS	Kawasaki ZX-6R	16.774
13	69	T. BOOTH-AMOS	Kawasaki ZX-6R	18.012
14	71	T. EDWARDS	Yamaha YZF R6	18.224
15	3	R. DE ROSA	Ducati Panigale V2	21.207
16	14	L. MAHIAS	Kawasaki ZX-6R	22.098
17	32	D. BAYLISS	Ducati Panigale V2	25.214
18	31	A. FERNANDEZ GONZALEZ	Yamaha YZF R6	27.997
19	17	J. MCPHEE	Kawasaki ZX-6R	28.820
20	19	A. MANTOVANI	Yamaha YZF R6	29.256
21	51	A. SARMOON	Yamaha YZF R6	38.960
22	16	Y. OKAYA	Kawasaki ZX-6R	43.285
23	22	F. FULIGNI	Ducati Panigale V2	43.519
24	4	H. TRUELOVE	Triumph Street Triple RS 765	43.671
25	68	L. POWER	Kawasaki ZX-6R	44.937
26	27	A. DIAZ	Yamaha YZF R6	45.042
27	95	T. MACKENZIE	Honda CBR600RR	46.388
NC	73	M. KOFLER	Ducati Panigale V2	9 Laps
RET	7	A. NORRODIN	Honda CBR600RR	1 Lap
RET	24	A. WONGTHANANON	Yamaha YZF R6	6 Laps
RET	98	M. ABE	Yamaha YZF R6	11 Laps
RET	44	B. SAHIN	Yamaha YZF R6	15 Laps

SPEED				
1	54	B. SOFUOGLU	MV Agusta F3 800 RR	283,5
2	62	S. MANZI	Yamaha YZF R6	283,5
3	9	J. NAVARRO	Yamaha YZF R6	283,5
4	64	F. CARICASULO	Ducati Panigale V2	282,0
5	17	J. MCPHEE	Kawasaki ZX-6R	282,0
6	3	R. DE ROSA	Ducati Panigale V2	282,0
7	19	A. MANTOVANI	Yamaha YZF R6	281,3
8	31	A. FERNANDEZ GONZALEZ	Yamaha YZF R6	281,3
9	66	N. TUULI	Triumph Street Triple RS 765	281,3
10	23	M. SCHROETTER	MV Agusta F3 800 RR	281,3
11	32	D. BAYLISS	Ducati Panigale V2	280,5
12	55	Y. MONTELLA	Ducati Panigale V2	280,5
13	99	A. HUERTAS	Kawasaki ZX-6R	280,5
14	73	M. KOFLER	Ducati Panigale V2	279,8
15	28	G. VAN STRAALEN	Yamaha YZF R6	279,8
16	68	L. POWER	Kawasaki ZX-6R	279,1
17	29	N. SPINELLI	Yamaha YZF R6	279,1
18	94	V. DEBISE	Yamaha YZF R6	279,1
19	24	A. WONGTHANANON	Yamaha YZF R6	279,1
20	69	T. BOOTH-AMOS	Kawasaki ZX-6R	279,1
21	22	F. FULIGNI	Ducati Panigale V2	279,1
22	14	L. MAHIAS	Kawasaki ZX-6R	278,4
23	4	H. TRUELOVE	Triumph Street Triple RS 765	278,4
24	51	A. SARMOON	Yamaha YZF R6	277,6
25	11	N. BULEGA	Ducati Panigale V2	277,6
26	98	M. ABE	Yamaha YZF R6	277,6
27	71	T. EDWARDS	Yamaha YZF R6	277,6
28	27	A. DIAZ	Yamaha YZF R6	276,9
29	95	T. MACKENZIE	Honda CBR600RR	274,1
30	16	Y. OKAYA	Kawasaki ZX-6R	274,1
31	7	A. NORRODIN	Honda CBR600RR	273,4
32	44	B. SAHIN	Yamaha YZF R6	270,7

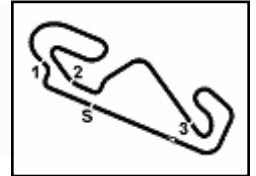
SEG. 1			SEG. 2			SEG. 3			SEG. 4						
1	94	V. DEBISE	18.238	1	11	N. BULEGA	33.019	1	28	G. VAN STRAALEN	21.724	1	55	Y. MONTELLA	31.967
2	54	B. SOFUOGLU	18.270	2	94	V. DEBISE	33.041	2	54	B. SOFUOGLU	21.735	2	23	M. SCHROETTER	31.989
3	64	F. CARICASULO	18.369	3	54	B. SOFUOGLU	33.073	3	23	M. SCHROETTER	21.812	3	9	J. NAVARRO	32.013
4	55	Y. MONTELLA	18.391	4	23	M. SCHROETTER	33.135	4	62	S. MANZI	21.831	4	54	B. SOFUOGLU	32.022
5	62	S. MANZI	18.409	5	64	F. CARICASULO	33.156	5	11	N. BULEGA	21.833	5	94	V. DEBISE	32.029
6	23	M. SCHROETTER	18.421	6	62	S. MANZI	33.184	6	64	F. CARICASULO	21.875	6	14	L. MAHIAS	32.041
7	29	N. SPINELLI	18.436	7	55	Y. MONTELLA	33.196	7	66	N. TUULI	21.895	7	11	N. BULEGA	32.051
8	66	N. TUULI	18.445	8	9	J. NAVARRO	33.211	8	55	Y. MONTELLA	21.934	8	28	G. VAN STRAALEN	32.074
9	31	A. FERNANDEZ GONZALEZ	18.449	9	66	N. TUULI	33.235	9	9	J. NAVARRO	21.939	9	32	D. BAYLISS	32.089
10	28	G. VAN STRAALEN	18.453	10	24	A. WONGTHANANON	33.242	10	94	V. DEBISE	21.948	10	64	F. CARICASULO	32.112
11	71	T. EDWARDS	18.471	11	71	T. EDWARDS	33.245	11	69	T. BOOTH-AMOS	21.952	11	62	S. MANZI	32.112
12	99	A. HUERTAS	18.476	12	28	G. VAN STRAALEN	33.267	12	32	D. BAYLISS	21.977	12	69	T. BOOTH-AMOS	32.113
13	32	D. BAYLISS	18.482	13	69	T. BOOTH-AMOS	33.271	13	3	R. DE ROSA	21.982	13	66	N. TUULI	32.126
14	9	J. NAVARRO	18.495	14	32	D. BAYLISS	33.287	14	99	A. HUERTAS	21.992	14	73	M. KOFLER	32.148
15	3	R. DE ROSA	18.507	15	29	N. SPINELLI	33.313	15	29	N. SPINELLI	22.019	15	29	N. SPINELLI	32.161
16	69	T. BOOTH-AMOS	18.522	16	17	J. MCPHEE	33.317	16	71	T. EDWARDS	22.023	16	71	T. EDWARDS	32.197
17	11	N. BULEGA	18.546	17	3	R. DE ROSA	33.345	17	31	A. FERNANDEZ GONZALEZ	22.036	17	7	A. NORRODIN	32.229
18	14	L. MAHIAS	18.568	18	51	A. SARMOON	33.346	18	14	L. MAHIAS	22.081	18	99	A. HUERTAS	32.249
19	51	A. SARMOON	18.585	19	14	L. MAHIAS	33.418	19	16	Y. OKAYA	22.092	19	19	A. MANTOVANI	32.250
20	17	J. MCPHEE	18.616	20	19	A. MANTOVANI	33.421	20	73	M. KOFLER	22.135	20	24	A. WONGTHANANON	32.371
21	19	A. MANTOVANI	18.621	21	73	M. KOFLER	33.428	21	51	A. SARMOON	22.176	21	31	A. FERNANDEZ GONZALEZ	32.379
22	24	A. WONGTHANANON	18.641	22	99	A. HUERTAS	33.467	22	19	A. MANTOVANI	22.187	22	51	A. SARMOON	32.380
23	16	Y. OKAYA	18.658	23	7	A. NORRODIN	33.498	23	17	J. MCPHEE	22.199	23	3	R. DE ROSA	32.400
24	73	M. KOFLER	18.706	24	22	F. FULIGNI	33.515	24	24	A. WONGTHANANON	22.205	24	17	J. MCPHEE	32.450
25	68	L. POWER	18.716	25	31	A. FERNANDEZ GONZALEZ	33.562	25	4	H. TRUELOVE	22.231	25	95	T. MACKENZIE	32.487
26	27	A. DIAZ	18.734	26	27	A. DIAZ	33.648	26	27	A. DIAZ	22.256	26	16	Y. OKAYA	32.555
27	7	A. NORRODIN	18.753	27	4	H. TRUELOVE	33.708	27	7	A. NORRODIN	22.267	27	27	A. DIAZ	32.584
28	4	H. TRUELOVE	18.768	28	95	T. MACKENZIE	33.727	28	68	L. POWER	22.300	28	22	F. FULIGNI	32.587
29	98	M. ABE	18.798	29	16	Y. OKAYA	33.745	29	95	T. MACKENZIE	22.308	29	4	H. TRUELOVE	32.685
30	22	F. FULIGNI	18.914	30	98	M. ABE	33.814	30	22	F. FULIGNI	22.348	30	68	L. POWER	32.688
31	95	T. MACKENZIE	18.960	31	68	L. POWER	33.858	31	98	M. ABE	22.569	31	98	M. ABE	32.855
32	44	B. SAHIN	19.365	32	44	B. SAHIN	34.476	32	44	B. SAHIN	23.002	32	44	B. SAHIN	33.399

06/05/2023

These data/results cannot be reproduced, stored and/or transmitted in whole or in part by any manner of electronic, mechanical, photocopying, recording, broadcasting or otherwise now known or herein after developed without the previous express consent by the copyright owner, except for reproduction in daily press and regular printed publications on sale to the public within 60 days of the event related to those data/results and always provided that copyright symbol appears together as follows below.

© DORNA WSBK ORGANIZATION Srl 2023





Circuit de Barcelona 4.657 m

Prosecco DOC Catalunya, 5-7 May 2023 Chronological Analysis Race 1

Start at 15:35'40.465

Table with columns for 7° (9 J. NAVARRO) and 10° (66 N. TUULI), showing lap times, speeds, and local times for 18 laps.

Table with columns for 8° (94 V. DEBISE) and 11° (55 Y. MONTELLA), showing lap times, speeds, and local times for 18 laps.

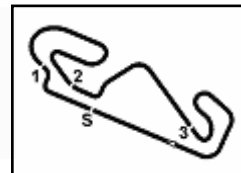
Table with columns for 9° (29 N. SPINELLI) and 12° (99 A. HUERTAS), showing lap times, speeds, and local times for 18 laps.

06/05/2023 P = Pits In/Out - C = Lap Time Cancelled

These data/results cannot be reproduced, stored and/or transmitted in whole or in part by any manner of electronic, mechanical, photocopying, recording, broadcasting or otherwise now known or herein after developed without the previous express consent by the copyright owner, except for reproduction in daily press and regular printed publications on sale to the public within 60 days of the event related to those data/results and always provided that copyright symbol appears together as follows below.

© DORNA WSBK ORGANIZATION Srl 2023





Prosecco DOC Catalunya, 5-7 May 2023
Chronological Analysis Race 1

Start at 15:35'40.465

25° 68 L. POWER [1'47.988]							
Lap	Seg1	Seg2	Seg3	Seg4	Lap Time	km/h	Local Time
1		34.888	23.099	33.387	1'55.478	246,6	15:37'35.943
2	19.037	34.021	22.545	32.868	1'48.471	279,1	15:39'24.414
3	18.999	33.912	22.431	32.688	1'48.030	276,9	15:41'12.444
4	18.851	33.943	22.471	32.877	1'48.142	274,1	15:43'00.586
5	18.927	33.858	22.405	32.877	1'48.067	271,4	15:44'48.653
6	18.723	34.069	22.481	32.715	1'47.988	272,7	15:46'36.641
7	18.928	33.912	22.300	32.923	1'48.063	277,6	15:48'24.704
8	18.974	33.905	22.394	33.357	1'48.630	268,0	15:50'13.334
9	18.873	34.252	22.412	32.739	1'48.276	274,1	15:52'01.610
10	18.716	33.986	22.371	33.549	1'48.622	273,4	15:53'50.232
11	18.948	34.049	22.452	32.808	1'48.257	268,7	15:55'38.489
12	18.854	34.276	22.493	32.900	1'48.523	271,4	15:57'27.012
13	18.835	34.086	22.362	32.714	1'47.997	270,7	15:59'15.009
14	18.792	34.164	22.834	32.778	1'48.568	273,4	16:01'03.577
15	18.739	34.077	22.463	32.999	1'48.278	272,7	16:02'51.855
16	18.918	34.483	22.479	32.937	1'48.817	268,0	16:04'40.672
17	18.992	34.109	22.350	33.007	1'48.458	274,8	16:06'29.130
18	18.890	34.077	22.527	33.204	1'48.698	274,1	16:08'17.828

Race Time 32'37.363

RET 7 A. NORRODIN [1'46.991]							
Lap	Seg1	Seg2	Seg3	Seg4	Lap Time	km/h	Local Time
1		34.452	23.109	33.012	1'54.450	244,3	15:37'34.915
2	18.912	33.679	22.300	32.229	1'47.120	273,4	15:39'22.035
3	18.808	33.498	22.365	32.510	1'47.181	266,0	15:41'09.216
4	18.753	33.640	22.267	32.331	1'46.991	268,7	15:42'56.207
5	18.845	33.623	22.286	32.365	1'47.119	264,1	15:44'43.326
6	18.862	33.790	22.344	32.495	1'47.491	264,1	15:46'30.817
7	18.941	33.699	22.462	32.545	1'47.647	261,5	15:48'18.464
8	18.959	33.824	22.425	32.742	1'47.950	261,5	15:50'06.414
9	19.019	33.922	22.404	32.799	1'48.144	260,2	15:51'54.558
10	19.005	33.816	22.474	32.804	1'48.099	260,2	15:53'42.657
11	19.108	34.237	22.523	32.996	1'48.864	257,8	15:55'31.521
12	19.140	34.471	22.570	33.299	1'49.480	256,5	15:57'21.001
13	19.202	34.345	22.773	33.306	1'49.626	257,1	15:59'10.627
14	19.312	34.524	22.810	33.243	1'49.889	256,5	16:01'00.516
15	19.535	34.314	22.760	33.335	1'49.944	255,3	16:02'50.460
16	19.136	34.358	22.678	33.329	1'49.501	266,7	16:04'39.961
17	19.402	34.833	22.777	33.345	1'50.357	260,2	16:06'30.318

Race Time 30'49.853

26° 27 A. DIAZ [1'47.512]							
Lap	Seg1	Seg2	Seg3	Seg4	Lap Time	km/h	Local Time
1		34.357	23.056	33.080	1'55.011	246,0	15:37'35.476
2	18.864	34.300	22.434	32.584	1'48.182	274,1	15:39'23.658
3	18.989	33.677	22.256	32.630	1'47.552	276,9	15:41'11.210
4	18.887	33.648	22.261	33.020	1'47.816	276,2	15:42'59.026
5	18.734	33.668	22.341	32.769	1'47.512	274,1	15:44'46.538
6	19.080	33.945	22.478	32.822	1'48.325	266,0	15:46'34.863
7	19.047	33.852	22.366	32.892	1'48.157	265,4	15:48'23.020
8	19.217	33.765	22.407	32.714	1'48.103	262,8	15:50'11.123
9	18.932	33.722	22.374	32.841	1'47.869	268,7	15:51'58.992
10	18.982	33.700	22.331	32.728	1'47.741	272,0	15:53'46.733
11	19.093	33.804	22.440	32.721	1'48.058	268,7	15:55'34.791
12	18.915	33.860	22.511	32.933	1'48.219	269,3	15:57'23.010
13	18.926	33.884	22.649	33.194	1'48.653	269,3	15:59'11.663
14	18.967	34.185	22.815	33.346	1'49.313	270,0	16:01'00.976
15	19.179	34.303	22.731	33.159	1'49.372	268,0	16:02'50.348
16	18.985	34.155	22.559	33.215	1'48.914	268,0	16:04'39.262
17	19.080	34.442	22.641	33.108	1'49.271	268,7	16:06'28.533
18	19.213	34.203	22.667	33.317	1'49.400	270,0	16:08'17.933

Race Time 32'37.468

RET 24 A. WONGTHANANON [1'46.683]							
Lap	Seg1	Seg2	Seg3	Seg4	Lap Time	km/h	Local Time
1		34.269	22.926	32.695	1'53.451	243,8	15:37'33.916
2	18.648	33.478	22.365	32.559	1'47.050	276,2	15:39'20.966
3	18.643	33.242	22.232	32.566	1'46.683	274,8	15:41'07.649
4	18.641	33.506	22.340	32.371	1'46.858	276,9	15:42'54.507
5	18.680	33.497	22.205	32.521	1'46.903	279,1	15:44'41.410
6	18.977	33.814	22.303	32.461	1'47.555	274,8	15:46'28.965
7	18.811	33.990	22.402	32.934	1'48.137	274,8	15:48'17.102
8	18.666	33.931	22.426	33.112	1'48.135	278,4	15:50'05.237
9	18.708	33.731	22.329	32.548	1'47.316	276,2	15:51'52.553
10	18.671	33.739	22.230	32.618	1'47.258	273,4	15:53'39.811
11	18.726	33.779	22.439	32.529	1'47.473	274,8	15:55'27.284
12	18.663	33.743	22.338	32.668	1'47.412	274,1	15:57'14.696

Race Time 21'34.231

NC 73 M. KOFLER [1'46.770]							
Lap	Seg1	Seg2	Seg3	Seg4	Lap Time	km/h	Local Time
1		34.330	22.195	32.148	1'51.941	241,1	15:37'32.406
2	18.749	33.475	22.135	32.411	1'46.770	279,8	15:39'19.176
3	18.706	33.428	22.319	1'29.834	2'44.287P	279,8	15:42'03.463
4	14'54.904	34.638	22.791	33.230	16'25.563P	160,7	15:58'29.026
5	18.959	34.058	22.424	33.144	1'48.585	265,4	16:00'17.611
6	18.962	34.342	22.562	33.141	1'49.007	266,0	16:02'06.618
7	19.944	35.555	23.509	42.507	2'01.515	266,0	16:04'08.133
8	21.692	42.687	22.725	33.229	2'00.333	270,7	16:06'08.466
9	19.059	34.687	22.867	33.402	1'50.015	272,0	16:07'58.481

Race Time 32'18.016

RET 98 M. ABE [1'48.253]							
Lap	Seg1	Seg2	Seg3	Seg4	Lap Time	km/h	Local Time
1		34.872	23.015	33.084	1'55.403	246,0	15:37'35.868
2	19.259	34.316	22.569	32.855	1'48.999	277,6	15:39'24.867
3	18.819	33.814	22.652	32.968	1'48.253	271,4	15:41'13.120
4	18.798	34.006	22.618	32.920	1'48.342	268,0	15:43'01.462
5	19.003	34.153	22.669	33.100	1'48.925	266,0	15:44'50.387
6	18.957	34.146	22.693	33.319	1'49.115	264,7	15:46'39.502
7	19.042	34.407	22.634	33.066	1'49.149	263,4	15:48'28.651

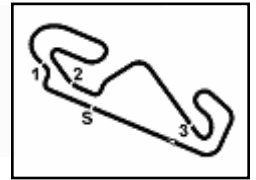
Race Time 12'48.186

RET 44 B. SAHIN [1'50.242]							
Lap	Seg1	Seg2	Seg3	Seg4	Lap Time	km/h	Local Time
1		34.606	23.053	33.760	1'56.558	241,1	15:37'37.023
2	19.365	34.476	23.002	33.999	1'50.242	270,7	15:39'27.265
3	19.576	34.725	23.256	52.018	2'09.575P	266,0	15:41'36.840

06/05/2023 P = Pits In/Out - C = Lap Time Cancelled

These data/results cannot be reproduced, stored and/or transmitted in whole or in part by any manner of electronic, mechanical, photocopying, recording, broadcasting or otherwise now known or herein after developed without the previous express consent by the copyright owner, except for reproduction in daily press and regular printed publications on sale to the public within 60 days of the event related to those data/results and always provided that copyright symbol appears together as follows below.

© DORNA WSBK ORGANIZATION Srl 2023



Prosecco DOC Catalunya, 5-7 May 2023
Chronological Analysis Race 1

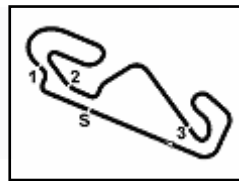
Start at 15:35'40.465

Race Time 5'56.375

06/05/2023 P = Pits In/Out - C = Lap Time Cancelled

These data/results cannot be reproduced, stored and/or transmitted in whole or in part by any manner of electronic, mechanical, photocopying, recording, broadcasting or otherwise now known or herein after developed without the previous express consent by the copyright owner, except for reproduction in daily press and regular printed publications on sale to the public within 60 days of the event related to those data/results and always provided that copyright symbol appears together as follows below.

© DORNA WSBK ORGANIZATION Srl 2023



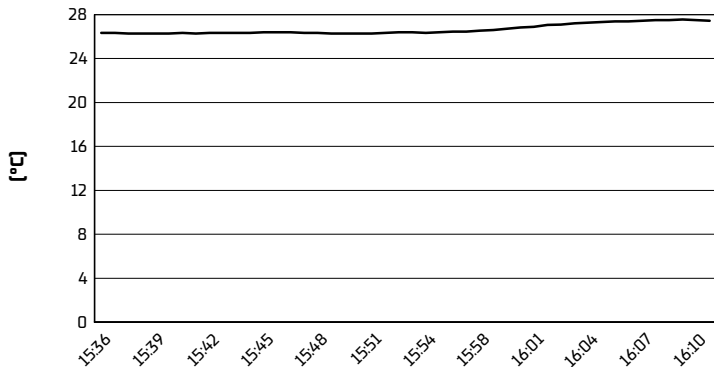
Circuit de Barcelona 4.657 m

Prosecco DOC Catalunya, 5-7 May 2023

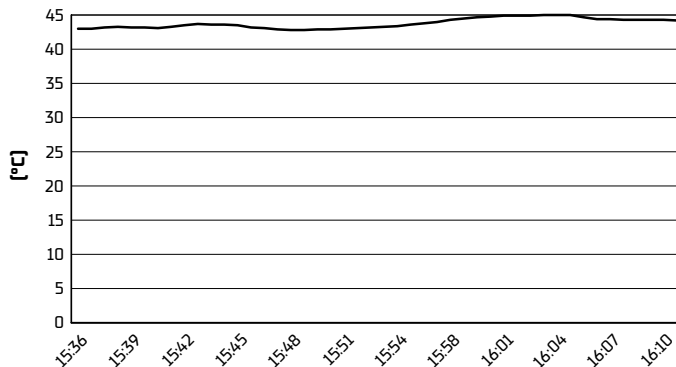
Weather Report Race 1

Session started 15:36 - Session ended 16:11


Air Temperature



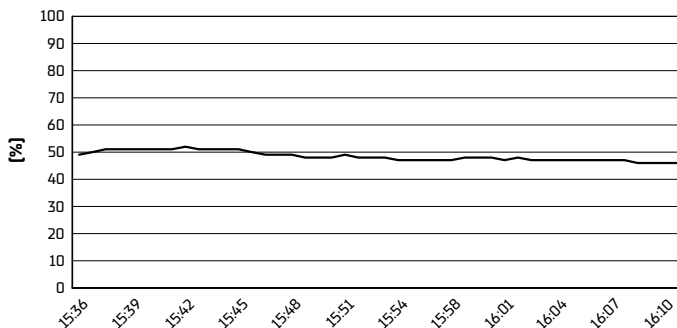
Track Temperature



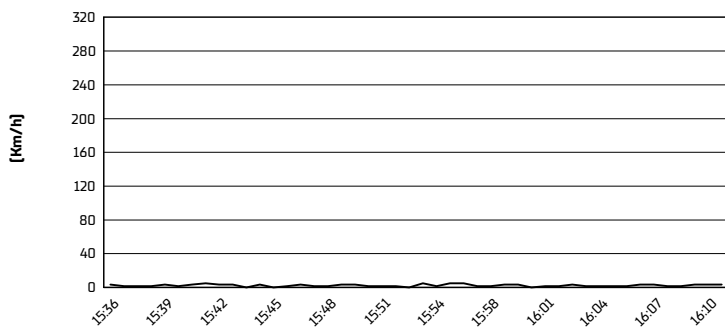
Air Pressure



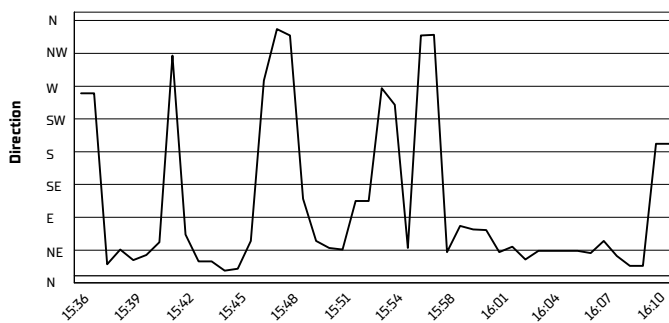
Humidity



Wind Speed



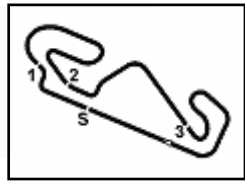
Wind Direction



06/05/2023

These data/results cannot be reproduced, stored and/or transmitted in whole or in part by any manner of electronic, mechanical, photocopying, recording, broadcasting or otherwise now known or herein after developed without the previous express consent by the copyright owner, except for reproduction in daily press and regular printed publications on sale to the public within 60 days of the event related to those data/results and always provided that copyright symbol appears together as follows below.

© DORNA WSBK ORGANIZATION Srl 2023



Prosecco DOC Catalunya, 5-7 May 2023
Manufacturers Standings

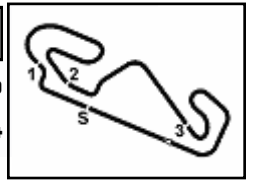
Circuit de Barcelona 4.657 m

	Points	Points From First	Points From Previous	February 26 PHILLIP ISLAND		March 5 MANDALIKA		April 23 ASSEN		May 7 BARCELONA		June 4 MISANO		July 2 DONINGTON PARK		July 26 MOST		September 10 MAGNY-COURS		September 24 ARAGON		October 1 PORTIMAO		October 15 VILLICUM		December 26 TBA	
				1	2	3	4	5	6	7	8	9	10	11	12	13	14	15	16	17	18	19	20	21	22	23	24
1	170			25	25	20	25	25	25	25																	
				1	1	1	1	1	1	1																	
2	119	51		20	20	10	20	16	20	13																	
				2	2	3	2	2	2	2																	
3	99	71	20	9	13	13	11	20	13	20																	
				6	4	5	4	4	4	3																	
4	91	79	8	16	16	25	13	9	8	4																	
				3	3	2	2	3	3	4																	
5	67	103	24	13	7	16	10	4	11	6																	
				4	5	4	4	5	5	5																	
6	17	153	50	11	1	2	3																				
				5	6	6	6	6	6	6																	

06/05/2023 First Line: Championship Standings - Second Line: Ranking Progression

These data/results cannot be reproduced, stored and/or transmitted in whole or in part by any manner of electronic, mechanical, photocopying, recording, broadcasting or otherwise now known or herein after developed without the previous express consent by the copyright owner, except for reproduction in daily press and regular printed publications on sale to the public within 60 days of the event related to those data/results and always provided that copyright symbol appears together as follows below.

© DORNA WSBK ORGANIZATION Srl 2023



Prosecco DOC Catalunya, 5-7 May 2023
Best Lap & Speed

Circuit de Barcelona 4.657 m

1 / 2

No.	Rider Bike	Nat	Best Lap		FP1		FP2		SP		RC1	
			LL	SPD	LL	SPD	LL	SPD	LL	SPD	LL	SPD
1	11 N. BULEGA Ducati Panigale V2	ITA	1'44.243 68 277,6		1'45.781 20 274,8		1'44.740 21 276,9		1'44.243 9 271,3		1'45.650 18 277,6	
2	23 M. SCHROETTER MV Agusta F3 800 RR	GER	1'44.517 61 281,2		1'46.086 14 279,7		1'45.803 20 274,1		1'44.517 9 277,6		1'45.634 18 281,2	
3	64 F. CARICASULO Ducati Panigale V2	ITA	1'44.684 59 281,9		1'46.299 16 277,6		1'45.594 16 273,4		1'44.684 9 276,9		1'45.625 18 281,9	
4	71 T. EDWARDS Yamaha YZF R6	AUS	1'44.777 64 277,6		1'48.006 18 267,3		1'47.315 19 272,0		1'44.777 9 274,1		1'46.284 18 277,6	
5	28 G. VAN STRAALEN Yamaha YZF R6	NED	1'44.860 64 279,7		1'46.503 17 274,1		1'46.001 19 277,6		1'44.860 10 275,5		1'45.809 18 279,7	
6	9 J. NAVARRO Yamaha YZF R6	ESP	1'44.861 56 283,4		1'46.219 12 272,0		1'45.986 17 278,3		1'44.861 9 273,4		1'45.782 18 283,4	
7	94 V. DEBISE Yamaha YZF R6	FRA	1'44.875 51 279,0		1'46.764 16 267,3		1'46.516 8 266,6		1'44.875 9 274,1		1'45.752 18 279,0	
8	62 S. MANZI Yamaha YZF R6	ITA	1'44.882 61 283,4		1'45.659 18 274,1		1'45.646 17 278,3		1'44.882 8 271,3		1'45.720 18 283,4	
9	54 B. SOFUOGLU MV Agusta F3 800 RR	TUR	1'44.899 62 283,4		1'45.582 15 275,5		1'45.993 19 279,7		1'44.899 10 279,7		1'45.255 18 283,4	
10	55 Y. MONTELLA Ducati Panigale V2	ITA	1'45.013 61 280,5		1'46.006 17 270,0		1'45.829 18 279,0		1'45.013 8 278,3		1'45.897 18 280,5	
11	29 N. SPINELLI Yamaha YZF R6	ITA	1'45.082 57 279,7		1'46.803 16 274,1		1'47.019 14 279,7		1'45.082 9 276,2		1'45.880 18 279,0	
12	66 N. TUULI Triumph Street Triple RS 765	FIN	1'45.187 57 281,2		1'46.282 16 272,7		1'45.487 15 274,1		1'45.187 8 272,7		1'45.775 18 281,2	
13	14 L. MAHIAS Kawasaki ZX-6R	FRA	1'45.227 62 278,3		1'47.109 18 271,3		1'46.224 17 273,4		1'45.227 9 272,7		1'46.335 18 278,3	
14	99 A. HUERTAS Kawasaki ZX-6R	ESP	1'45.282 50 280,5		1'46.616 13 272,0		1'46.374 11 268,6		1'45.282 8 274,1		1'46.535 18 280,5	
15	69 T. BOOTH-AMOS Kawasaki ZX-6R	GBR	1'45.310 53 279,0		1'46.436 14 272,0		1'46.170 12 271,3		1'45.310 9 273,4		1'46.094 18 279,0	
16	17 J. MCPHEE Kawasaki ZX-6R	GBR	1'45.539 55 281,9		1'47.157 16 274,8		1'46.410 14 274,1		1'45.539 7 277,6		1'46.844 18 281,9	
17	32 D. BAYLISS Ducati Panigale V2	AUS	1'45.543 56 280,5		1'47.618 13 272,0		1'45.749 16 270,0		1'45.543 9 273,4		1'45.878 18 280,5	
18	3 R. DE ROSA Ducati Panigale V2	ITA	1'45.560 57 281,9		1'46.034 16 276,2		1'46.102 18 276,2		1'45.560 5 273,4		1'46.483 18 281,9	
19	73 M. KOFLER Ducati Panigale V2	AUT	1'45.820 50 279,7		1'47.596 17 274,1		1'45.820 18 276,2		1'46.249 6 272,0		1'46.770 9 279,7	
20	51 A. SARMOON Yamaha YZF R6	THA	1'45.867 58 277,6		1'48.616 13 266,6		1'46.911 19 274,1		1'45.867 8 276,9		1'46.758 18 277,6	
21	19 A. MANTOVANI Yamaha YZF R6	ITA	1'45.914 66 281,2		1'47.485 20 274,8		1'46.896 19 270,6		1'45.914 9 279,0		1'46.674 18 281,2	
22	24 A. WONGTHANANON Yamaha YZF R6	THA	1'45.990 48 279,0		1'47.821 13 275,5		1'46.982 15 273,4		1'45.990 8 279,0		1'46.683 12 279,0	
23	22 F. FULIGNI Ducati Panigale V2	ITA	1'46.568 58 279,0		1'47.904 16 267,3		1'47.845 16 272,0		1'46.568 8 275,5		1'47.685 18 279,0	
24	31 A. FERNANDEZ GONZALE Yamaha YZF R6	ESP	1'46.616 54 281,2		1'48.301 16 273,4		1'47.000 20 274,1				1'46.616 18 281,2	
25	16 Y. OKAYA Kawasaki ZX-6R	JPN	1'46.846 56 274,1		1'48.372 12 267,9		1'47.300 17 270,0		1'46.846 9 270,6		1'47.587 18 274,1	

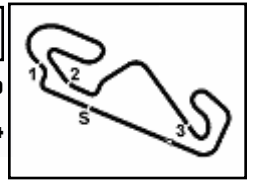
06/05/2023

These data/results cannot be reproduced, stored and/or transmitted in whole or in part by any manner of electronic, mechanical, photocopying, recording, broadcasting or otherwise now known or herein after developed without the previous express consent by the copyright owner, except for reproduction in daily press and regular printed publications on sale to the public within 60 days of the event related to those data/results and always provided that copyright symbol appears together as follows below.

© DORNA WSBK ORGANIZATION Srl 2023

FICR PERUGIA TIMING





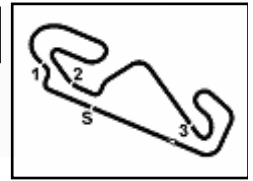
Prosecco DOC Catalunya, 5-7 May 2023
Best Lap & Speed

No.	Rider	Nat	Best Lap		FP1		FP2		SP		RC1							
			LL	SPD	LL	SPD	LL	SPD	LL	SPD	LL	SPD						LL
26	7 A. NORRODIN Honda CBR600RR	MAS	1'46.877 51 273,4		1'47.831 12 267,9		1'48.118 14 269,3		1'46.877 8 270,6		1'46.991 17 273,4							
27	68 L. POWER Kawasaki ZX-6R	AUS	1'46.891 59 279,0		1'49.039 16 267,3		1'48.394 16 269,3		1'46.891 9 275,5		1'47.988 18 279,0							
28	27 A. DIAZ Yamaha YZF R6	ESP	1'47.045 57 276,9		1'47.749 14 268,6		1'47.045 17 274,8		1'47.218 8 274,8		1'47.512 18 276,9							
29	95 T. MACKENZIE Honda CBR600RR	GBR	1'47.379 53 274,1		1'48.656 13 262,1		1'48.034 15 266,6		1'47.379 7 269,3		1'47.889 18 274,1							
30	4 H. TRUELOVE Triumph Street Triple RS 765	GBR	1'47.620 54 278,3		1'49.226 16 274,8		1'47.834 16 273,4		1'47.669 4 272,0		1'47.620 18 278,3							
31	98 M. ABE Yamaha YZF R6	JPN	1'47.904 47 277,6		1'51.015 14 261,5		1'49.608 18 266,6		1'47.904 8 267,3		1'48.253 7 277,6							
32	44 B. SAHIN Yamaha YZF R6	SUI	1'48.797 36 270,6		1'49.059 19 267,9		1'48.797 7 267,3		1'49.185 7 267,3		1'50.242 3 270,6							

06/05/2023

These data/results cannot be reproduced, stored and/or transmitted in whole or in part by any manner of electronic, mechanical, photocopying, recording, broadcasting or otherwise now known or herein after developed without the previous express consent by the copyright owner, except for reproduction in daily press and regular printed publications on sale to the public within 60 days of the event related to those data/results and always provided that copyright symbol appears together as follows below.

© DORNA WSBK ORGANIZATION Srl 2023



Circuit de Barcelona 4.657 m

Prosecco DOC Catalunya, 5-7 May 2023
Pirelli Best Lap Award

	Points	Points From First	Points From Previous	February 26	March 5	April 23	May 7	June 4	July 2	July 26	September 10	September 24	October 1	October 15	December 26			
				PHILIP ISLAND	MANDALIKA	ASSEN	BARCELONA	MISANO	DONINGTON PARK	MOST	MAGNY-COURS	ARAGON	PORTIMAO	VILLICUM	TBA			
1 BULEGA Nicolo (ITA)	3			1		1 1												
2 MANZI Stefano (ITA)	2	1		1	1													
3 SOFUOGLU Bahattin (TUR)	1	2	1				1											
4 ONCU Can (TUR)	1	2	0		1													

06/05/2023

First Line: Championship Standings - Second Line: Ranking Progression

These data/results cannot be reproduced, stored and/or transmitted in whole or in part by any manner of electronic, mechanical, photocopying, recording, broadcasting or otherwise now known or herein after developed without the previous express consent by the copyright owner, except for reproduction in daily press and regular printed publications on sale to the public within 60 days of the event related to those data/results and always provided that copyright symbol appears together as follows below.

© DORNA WSBK ORGANIZATION Srl 2023