

Motul Indonesian Round, 3-5 March 2023

Results Race 1

Laps 21 = 90,300 Km - Time of Race 32'44.093 - Avg. 165,512 km/h

1 / 2

Pos	Grid	No. Rider	Nat	Team	Bike	Class	LL	Gap	Rel.	Fastest Lap	Speed	Qualifying	Speed
1	3	1 A. BAUTISTA	ESP	Aruba.it Racing - Ducati	Ducati Panigale V4R		21			1'32.803	296,7	1'32.202	295,9
2	1	54 T. RAZGATLIOGLU	TUR	Pata Yamaha Prometeon WorldSBK	Yamaha YZF R1		21	4.809	4.809	1'33.033	288,8	1'32.037	286,5
3	2	55 A. LOCATELLI	ITA	Pata Yamaha Prometeon WorldSBK	Yamaha YZF R1		21	6.586	1.777	1'33.231	287,2	1'32.106	286,5
4	6	47 A. BASSANI	ITA	Motocorsa Racing	Ducati Panigale V4R	IND	21	8.871	2.285	1'33.208	292,7	1'32.638	289,5
5	7	9 D. PETRUCCI	ITA	Barni Spark Racing Team	Ducati Panigale V4R	IND	21	11.667	2.796	1'33.353	293,5	1'32.709	291,9
6	10	60 M. VAN DER MARK	NED	ROKIT BMW Motorrad WorldSBK Team	BMW M1000 RR		21	12.685	1.018	1'33.078	291,1	1'33.002	288,8
7	13	97 X. VIERGE	ESP	Team HRC	Honda CBR1000 RR-R		21	13.610	0.925	1'33.603	291,9	1'33.094	293,5
8	12	77 D. AEGERTER	SUI	GYTR GRT Yamaha WorldSBK Team	Yamaha YZF R1	IND	21	13.961	0.351	1'33.295	289,5	1'33.035	285,0
9	8	65 J. REA	GBR	Kawasaki Racing Team WorldSBK	Kawasaki ZX-10RR		21	14.454	0.493	1'33.448	290,3	1'32.550	291,9
10	9	22 A. LOWES	GBR	Kawasaki Racing Team WorldSBK	Kawasaki ZX-10RR		21	14.590	0.136	1'33.376	290,3	1'32.797	289,5
11	5	76 L. BAZ	FRA	Bonovo Action BMW	BMW M1000 RR	IND	21	16.431	1.841	1'33.762	288,8	1'32.638	288,8
12	16	7 I. LECUONA	ESP	Team HRC	Honda CBR1000 RR-R		21	16.793	0.362	1'33.418	290,3	1'33.943	289,5
13	15	5 P. OETTL	GER	Team GoEleven	Ducati Panigale V4R	IND	21	26.167	9.374	1'33.835	291,1	1'33.387	291,9
14	14	31 G. GERLOFF	USA	Bonovo Action BMW	BMW M1000 RR	IND	21	30.580	4.413	1'34.050	289,5	1'33.094	290,3
15	18	34 L. BALDASSARRI	ITA	GMT94 Yamaha	Yamaha YZF R1	IND	21	35.520	4.940	1'34.191	282,7	1'34.308	284,2
16	19	35 H. SYHRIN	MAS	PETRONAS MIE Racing HONDA Team	Honda CBR1000 RR-R	IND	21	1'02.195	26.675	1'35.505	284,2	1'34.678	284,2
17	20	52 O. KONIG	CZE	Orelac Racing MOVISIO	Kawasaki ZX-10RR	IND	21	1'09.875	7.680	1'35.948	278,4	1'35.544	278,4
18	17	66 T. SYKES	GBR	Kawasaki Puccetti Racing	Kawasaki ZX-10RR	IND	17	4 Laps	4 Laps	1'35.514	284,2	1'34.197	282,7
-----Not Classified-----													
RET	11	45 S. REDDING	GBR	ROKIT BMW Motorrad WorldSBK Team	BMW M1000 RR		12	9 Laps		1'33.988	289,5	1'33.005	291,1
RET	4	21 M. RINALDI	ITA	Aruba.it Racing - Ducati	Ducati Panigale V4R		0				241,1	1'32.542	292,7

AIR	Humidity:	65%	Temp:	30°C
TRACK	Condition:	Dry	Temp:	49°C

Records	Pole (SP)	2022	T.Razgatioglu	1'31.371	169,419 Km/h
	Race (SPRC)	2022	T.Razgatioglu	1'32.163	167,963 Km/h
	All Times (SP)	2022	T.Razgatioglu	1'31.371	169,419 Km/h
	Race Fastest Lap	Lap 13	A.Bautista	1'32.803	166,805 Km/h

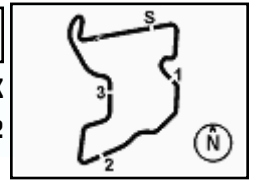
LAP LEADERS				
No. Rider	From	To	Laps	Total
54 T. RAZGATLIOGLU	1	4	4	4
1 A. BAUTISTA	5	21	17	17

TOTAL LEADER LAPS	
No. Rider	Laps
1 A. BAUTISTA	62
65 J. REA	9
54 T. RAZGATLIOGLU	4

Start 04/03/2023 13:30 End 14:05 The results are provisional until the end of the time limit for protests and appeals and the completion of the technical checks.

These data/results cannot be reproduced, stored and/or transmitted in whole or in part by any manner of electronic, mechanical, photocopying, recording, broadcasting or otherwise now known or herein after developed without the previous express consent by the copyright owner, except for reproduction in daily press and regular printed publications on sale to the public within 60 days of the event related to those data/results and always provided that copyright symbol appears together as follows below.

© DORNA WSBK ORGANIZATION Srl 2023



Motul Indonesian Round, 3-5 March 2023
Results Race 1

Race Highlights

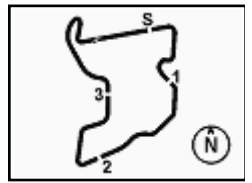
Time	No. Rider	Description
13.10.01		Sighting Lap Started
13.28.09		Warm-up Lap Started
13.30.28		Start
13.30.50	21 M. RINALDI	Crashed - Turn 1
13.32.06		No Jump Starts
13.32.28	21 M. RINALDI	Not Actively Competing
13.48.16	66 T. SYKES	Entered Pits
13.49.26	45 S. REDDING	Entered Pits
13.50.29	45 S. REDDING	Retired
13.52.30		2/3 of Race Distance Completed
13.54.59	66 T. SYKES	Exited Pits
14.03.38		Podium Confirmed
14.05.37		End Of Session

Start End The results are provisional until the end of the time limit for protests and appeals and the completion of the technical checks.

04/03/2023 13:30 14:05

These data/results cannot be reproduced, stored and/or transmitted in whole or in part by any manner of electronic, mechanical, photocopying, recording, broadcasting or otherwise now known or herein after developed without the previous express consent by the copyright owner, except for reproduction in daily press and regular printed publications on sale to the public within 60 days of the event related to those data/results and always provided that copyright symbol appears together as follows below.

© DORNA WSBK ORGANIZATION Srl 2023



Motul Indonesian Round, 3-5 March 2023
Championship Standings

Pertamina Mandalika Circuit 4.300 m

1 / 2

	Points	Points From First	Points From Previous	February 26 PHILLIP ISLAND	March 5 MANDALIKA	April 23 ASSEN	May 7 BARCELONA	June 4 MISANO	July 2 DONINGTON PARK	July 26 MOST	September 10 MAGNY-COURS	September 24 ARAGON	October 1 PORTIMAO	October 15 VILLICUM	December 26 TBA					
1 BAUTISTA Alvaro (ESP)	87			25 25	25															
2 LOCATELLI Andrea (ITA)	50	37		13 16	16															
3 RAZGATLIOGLU Toprak (TUR)	43	44	7	16	20															
4 REA Jonathan (GBR)	38	49	5	20 8	7															
5 BASSANI Axel (ITA)	38	49	0	11 13	13															
6 RINALDI Michael Ruben (ITA)	31	56	7	2 20																
7 PETRUCCI Danilo (ITA)	26	61	5	8 7	11															
8 LECUONA Iker (ESP)	26	61	0	10 10	4															
9 DETTL Philipp (GER)	23	64	3	5 11	3															
10 VIERGE Xavi (ESP)	23	64	0	9 5	9															
11 AEGERTER Dominique (SUI)	20	67	3	3 9	8															
12 VAN DER MARK Michael (NED)	14	73	6		4 10															
13 LOWES Alex (GBR)	12	75	2		6															
14 REDDING Scott (GBR)	10	77	2	7 3																
15 GARDNER Remy (AUS)	10	77	0	4 6																
16 GERLOFF Garrett (USA)	10	77	0	6 2	2															
17 BAZ Loris (FRA)	6	81	4		1 5															
18 BALDASSARRI Lorenzo (ITA)	1	86	5		1															
19 SYAHRIN Hafizh (MAS)	1	86	0	1																

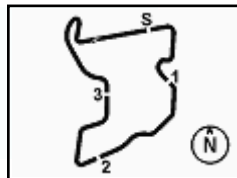
04/03/2023

These data/results cannot be reproduced, stored and/or transmitted in whole or in part by any manner of electronic, mechanical, photocopying, recording, broadcasting or otherwise now known or herein after developed without the previous express consent by the copyright owner, except for reproduction in daily press and regular printed publications on sale to the public within 60 days of the event related to those data/results and always provided that copyright symbol appears together as follows below.

© DORNA WSBK ORGANIZATION Srl 2023

FICR PERUGIA TIMING





Motul Indonesian Round, 3-5 March 2023 Championship Standings

	Points	Points From First	Points From Previous	February 26	March 5	April 23	May 7	June 4	July 2	July 26	September 10	September 24	October 1	October 15	December 26	
				PHILIP ISLAND	MANDALIKA	ASSEN	BARCELONA	MISANO	DONINGTON PARK	MOST	MAGNY-COURS	ARAGON	PORTIMAO	VILLICUM	TBA	
Independent Riders																
1 BASSANI Axel (ITA)	38			11 13 1	13											
2 PETRUCCI Danilo (ITA)	26 12			8 7 11												
3 OETTL Philipp (GER)	23 15 3			5 11 4	3											
4 AEGERTER Dominique (SUI)	20 18 3			3 9 8												
5 GARDNER Remy (AUS)	10 28 10			4 6												
6 GERLOFF Garrett (USA)	10 28 0			6 2 2												
7 BAZ Loris (FRA)	6 32 4			1 5												
8 BALDASSARRI Lorenzo (ITA)	1 37 5				1											
9 SYAHRIN Hafizh (MAS)	1 37 0			1												

04/03/2023

These data/results cannot be reproduced, stored and/or transmitted in whole or in part by any manner of electronic, mechanical, photocopying, recording, broadcasting or otherwise now known or herein after developed without the previous express consent by the copyright owner, except for reproduction in daily press and regular printed publications on sale to the public within 60 days of the event related to those data/results and always provided that copyright symbol appears together as follows below.

© DORNA WSBK ORGANIZATION Srl 2023

Motul Indonesian Round, 3-5 March 2023

Lap Chart Race 1

1 / 4

		Lap																				
	1	2	3	4	5	6	7	8	9	10	11	12	13	14	15	16	17	18	19	20	21	
1	54	54	54	54	1	1	1	1	1	1	1	1	1	1	1	1	1	1	1	1	1	
2	1	1	1	1	54	47	54	54	54	54	54	54	54	54	54	54	54	54	54	54	54	
3	47	47	47	47	47	54	47	47	47	47	55	55	55	55	55	55	55	55	55	55	55	
4	9	9	9	55	55	55	55	55	55	55	47	47	47	47	47	47	47	47	47	47	47	
5	55	55	55	9	65	65	65	65	65	22	22	22	22	22	22	9	9	9	9	9	9	
6	22	22	22	65	9	22	22	22	22	65	65	65	65	9	9	22	22	97	97	60	60	
7	97	65	65	22	22	9	9	9	9	9	9	9	9	65	65	97	97	22	22	97	97	
8	65	97	97	97	97	97	97	97	97	97	97	97	97	97	97	65	65	60	60	22	77	
9	45	45	45	45	45	45	60	60	60	60	60	60	60	60	60	60	60	65	65	65	65	
10	31	31	31	60	60	60	45	76	76	76	76	76	76	76	76	76	76	76	76	76	76	
11	5	76	60	76	76	76	76	45	45	77	77	77	77	76	76	76	76	76	76	76	76	
12	34	60	76	5	5	5	5	77	77	45	7	7	7	7	7	7	7	7	7	7	7	
13	76	5	5	77	77	77	77	5	7	7	5	5	5	5	5	5	5	5	5	5	5	
14	60	34	34	34	7	7	7	7	5	5	45	31	31	31	31	31	31	31	31	31	31	
15	77	77	77	7	34	34	31	31	31	31	31	31	34	34	34	34	34	34	34	34	34	
16	7	7	7	31	31	31	34	34	34	34	34	45	35	35	35	35	35	35	35	35	35	
17	66	35	35	35	35	35	35	35	35	35	35	35	35	35	52	52	52	52	52	52	52	
18	35	66	66	66	66	52	52	52	52	52	52	52	66	66	66	66	66					
19	52	52	52	52	52	66	66	66	66	66	66	66										

Final Result		
1	1 A. BAUTISTA	Laps 21
2	54 T. RAZGATLIOGLU	4.809
3	55 A. LOCATELLI	6.586
4	47 A. BASSANI	8.871
5	9 D. PETRUCCI	11.667
6	60 M. VAN DER MARK	12.685
7	97 X. VIERGE	13.610
8	77 D. AEGERTER	13.961
9	65 J. REA	14.454
10	22 A. LOWES	14.590
11	76 L. BAZ	16.431
12	7 I. LECUONA	16.793
13	5 P. OETTL	26.167
14	31 G. GERLOFF	30.580
15	34 L. BALDASSARRI	35.520
16	35 H. SYHRIN	1'02.195
17	52 D. KONIG	1'09.875
18	66 T. SYKES	4 Laps
RET	45 S. REDDING	9 Laps
RET	21 M. RINALDI	

04/03/2023

These data/results cannot be reproduced, stored and/or transmitted in whole or in part by any manner of electronic, mechanical, photocopying, recording, broadcasting or otherwise now known or herein after developed without the previous express consent by the copyright owner, except for reproduction in daily press and regular printed publications on sale to the public within 60 days of the event related to those data/results and always provided that copyright symbol appears together as follows below.

© DORNA WSBK ORGANIZATION Srl 2023

FICR PERUGIA TIMING



Motul Indonesian Round, 3-5 March 2023

Lap Chart Race 1

3 / 4

18 **66** T.Sykes

Lap 15

1	1	A.Bautista	23'24.596
2	54	T.Razgatlioglu	2.766
3	55	A.Locatelli	4.486
4	47	A.Bassani	5.990
5	22	A.Lowes	6.510
6	9	D.Petrucci	7.401
7	65	J.Rea	7.902
8	97	X.Vierge	8.221
9	60	M.van der Mark	9.249
10	77	D.Aegerter	11.266
11	76	L.Baz	12.182
12	7	I.Lecuona	13.861
13	5	P.Oettl	15.886
14	31	G.Gerloff	22.455
15	34	L.Baldassarri	27.071
16	35	H.Syahrin	43.430
17	52	O.Konig	48.538
18	66	T.Sykes	

Lap 16

1	1	A.Bautista	24'57.772
2	54	T.Razgatlioglu	3.269
3	55	A.Locatelli	4.804
4	47	A.Bassani	6.337
5	9	D.Petrucci	7.978
6	22	A.Lowes	8.756
7	97	X.Vierge	9.126
8	65	J.Rea	9.242
9	60	M.van der Mark	9.551
10	77	D.Aegerter	11.418
11	76	L.Baz	12.768
12	7	I.Lecuona	14.378
13	5	P.Oettl	17.335
14	31	G.Gerloff	23.797
15	34	L.Baldassarri	28.664
16	35	H.Syahrin	46.471
17	52	O.Konig	51.638
18	66	T.Sykes	

Lap 17

1	1	A.Bautista	26'30.624
2	54	T.Razgatlioglu	4.153
3	55	A.Locatelli	5.497
4	47	A.Bassani	6.930
5	9	D.Petrucci	8.479
6	22	A.Lowes	9.803
7	97	X.Vierge	10.137
8	65	J.Rea	11.257
9	60	M.van der Mark	11.657
10	77	D.Aegerter	12.147
11	76	L.Baz	13.786
12	7	I.Lecuona	15.288
13	5	P.Oettl	19.559
14	31	G.Gerloff	25.444
15	34	L.Baldassarri	31.161
16	35	H.Syahrin	49.914
17	52	O.Konig	55.505
18	66	T.Sykes	

Lap 18

1	1	A.Bautista	28'03.651
2	54	T.Razgatlioglu	4.618
3	55	A.Locatelli	5.701
4	47	A.Bassani	7.515
5	9	D.Petrucci	9.629
6	97	X.Vierge	11.199
7	22	A.Lowes	11.506
8	60	M.van der Mark	12.392
9	65	J.Rea	12.856

10	77	D.Aegerter	13.069
11	76	L.Baz	14.537
12	7	I.Lecuona	15.918
13	5	P.Oettl	21.356
14	31	G.Gerloff	26.998
15	34	L.Baldassarri	32.794
16	35	H.Syahrin	53.418
17	52	O.Konig	59.800

Lap 19

1	1	A.Bautista	29'36.598
2	54	T.Razgatlioglu	4.904
3	55	A.Locatelli	6.103
4	47	A.Bassani	8.302
5	9	D.Petrucci	10.979
6	97	X.Vierge	12.701
7	22	A.Lowes	12.985
8	60	M.van der Mark	13.203
9	65	J.Rea	13.778
10	77	D.Aegerter	14.055
11	76	L.Baz	15.737
12	7	I.Lecuona	16.392
13	5	P.Oettl	23.361
14	31	G.Gerloff	29.064
15	34	L.Baldassarri	34.345
16	35	H.Syahrin	56.829
17	52	O.Konig	1'03.837

Lap 20

1	1	A.Bautista	31'10.109
2	54	T.Razgatlioglu	4.893
3	55	A.Locatelli	6.361
4	47	A.Bassani	8.714
5	9	D.Petrucci	11.303
6	60	M.van der Mark	13.591
7	97	X.Vierge	13.771
8	22	A.Lowes	13.875
9	65	J.Rea	14.053
10	77	D.Aegerter	14.361
11	76	L.Baz	16.179
12	7	I.Lecuona	16.758
13	5	P.Oettl	24.718
14	31	G.Gerloff	30.050
15	34	L.Baldassarri	35.313
16	35	H.Syahrin	59.709
17	52	O.Konig	1'07.123

Lap 21

1	1	A.Bautista	32'44.093
2	54	T.Razgatlioglu	4.809
3	55	A.Locatelli	6.586
4	47	A.Bassani	8.871
5	9	D.Petrucci	11.667
6	60	M.van der Mark	12.685
7	97	X.Vierge	13.610
8	77	D.Aegerter	13.961
9	65	J.Rea	14.454
10	22	A.Lowes	14.590
11	76	L.Baz	16.431
12	7	I.Lecuona	16.793
13	5	P.Oettl	26.167
14	31	G.Gerloff	30.580
15	34	L.Baldassarri	35.520
16	35	H.Syahrin	1'02.195
17	52	O.Konig	1'09.875

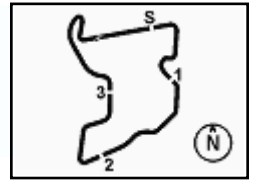
04/03/2023

These data/results cannot be reproduced, stored and/or transmitted in whole or in part by any manner of electronic, mechanical, photocopying, recording, broadcasting or otherwise now known or herein after developed without the previous express consent by the copyright owner, except for reproduction in daily press and regular printed publications on sale to the public within 60 days of the event related to those data/results and always provided that copyright symbol appears together as follows below.

© DORNA WSBK ORGANIZATION Srl 2023

FICR PERUGIA TIMING





Race Pace Comparison

	1 Bau	54 Raz	55 Loc	47 Bas	9 Pet	60 van	97 Vie	77 Aeg	65 Rea	22 Low	76 Baz	7 Lec	5 Det	31 Ger
1	1'37.547	1'37.176	1'38.619	1'37.898	1'38.457	1'40.548	1'38.882	1'41.430	1'39.009	1'38.703	1'40.388	1'41.679	1'40.056	1'39.618
2	1'33.914	1'34.115	1'33.727	1'33.852	1'33.739	1'34.572	1'34.633	1'34.593	1'34.129	1'33.915	1'34.515	1'35.199	1'35.270	1'34.827
3	1'33.976	1'33.898	1'33.865	1'33.981	1'33.872	1'33.760	1'33.603	1'34.873	1'33.448	1'33.830	1'34.355	1'34.332	1'34.890	1'34.245
4	1'33.592	1'33.625	1'33.632	1'33.577	1'33.995	1'33.924	1'33.623	1'34.145	1'33.616	1'34.030	1'34.005	1'34.374	1'34.226	1'37.658
5	1'34.057	1'34.406	1'33.810	1'34.116	1'34.180	1'33.690	1'33.879	1'33.804	1'33.645	1'33.984	1'33.816	1'33.924	1'34.094	1'34.282
6	1'33.506	1'33.979	1'33.765	1'33.619	1'34.061	1'33.837	1'33.972	1'33.836	1'33.736	1'33.643	1'34.015	1'33.608	1'33.981	1'34.910
7	1'33.178	1'33.185	1'33.589	1'33.769	1'33.528	1'34.027	1'33.762	1'33.846	1'33.672	1'33.395	1'34.009	1'33.797	1'33.835	1'34.450
8	1'32.975	1'33.215	1'33.260	1'33.208	1'33.694	1'33.520	1'33.616	1'33.874	1'33.623	1'33.717	1'34.048	1'33.988	1'34.339	1'34.527
9	1'33.569	1'33.402	1'33.525	1'33.549	1'33.614	1'34.041	1'33.695	1'33.631	1'33.619	1'33.595	1'33.984	1'34.181	1'34.584	1'34.050
10	1'32.824	1'33.033	1'33.708	1'33.735	1'33.623	1'34.150	1'33.700	1'34.031	1'33.872	1'33.376	1'34.241	1'33.876	1'34.163	1'34.606
11	1'33.028	1'33.240	1'33.388	1'33.973	1'33.858	1'33.510	1'33.625	1'33.469	1'33.889	1'33.423	1'33.845	1'34.306	1'34.245	1'34.429
12	1'33.347	1'33.472	1'33.511	1'34.385	1'34.274	1'33.532	1'34.231	1'33.726	1'34.339	1'34.313	1'33.827	1'33.940	1'33.993	1'34.704
13	1'32.803	1'33.463	1'33.410	1'33.644	1'33.725	1'33.709	1'33.773	1'33.739	1'33.723	1'33.830	1'33.818	1'34.058	1'34.025	1'35.345
14	1'32.959	1'33.532	1'33.670	1'33.523	1'33.769	1'33.588	1'33.980	1'33.570	1'34.294	1'33.555	1'34.024	1'33.777	1'34.532	1'34.706
15	1'33.321	1'33.621	1'33.603	1'33.757	1'33.608	1'33.437	1'33.843	1'33.295	1'33.884	1'33.797	1'33.888	1'33.418	1'34.249	1'34.694
16	1'33.176	1'33.679	1'33.494	1'33.523	1'33.753	1'33.478	1'34.081	1'33.328	1'34.516	1'35.422	1'33.762	1'33.693	1'34.625	1'34.518
17	1'32.852	1'33.736	1'33.545	1'33.445	1'33.353	1'34.958	1'33.863	1'33.581	1'34.867	1'33.899	1'33.870	1'33.762	1'35.076	1'34.499
18	1'33.027	1'33.492	1'33.231	1'33.612	1'34.177	1'33.762	1'34.089	1'33.949	1'34.626	1'34.730	1'33.778	1'33.657	1'34.824	1'34.581
19	1'32.947	1'33.233	1'33.349	1'33.734	1'34.297	1'33.758	1'34.449	1'33.933	1'33.869	1'34.426	1'34.147	1'33.421	1'34.952	1'35.013
20	1'33.511	1'33.500	1'33.769	1'33.923	1'33.835	1'33.899	1'34.581	1'33.817	1'33.786	1'34.401	1'33.953	1'33.877	1'34.868	1'34.497
21	1'33.984	1'33.900	1'34.209	1'34.141	1'34.348	1'33.078	1'33.823	1'33.584	1'34.385	1'34.699	1'34.236	1'34.019	1'35.433	1'34.514

	34 Bal	35 Sya	52 Kon	66 Syk	45 Red
1	1'40.266	1'42.623	1'42.897	1'42.399	1'39.419
2	1'35.601	1'35.701	1'36.972	1'36.477	1'34.380
3	1'34.913	1'35.505	1'35.952	1'36.263	1'33.988
4	1'34.717	1'35.561	1'35.948	1'36.359	1'34.123
5	1'34.769	1'35.839	1'36.934	1'36.413	1'34.101
6	1'35.206	1'36.041	1'36.512	1'38.922	1'34.096
7	1'35.635	1'36.183	1'36.556	1'38.799	1'34.569
8	1'35.527	1'36.278	1'36.576	1'37.341	1'34.746
9	1'35.544	1'36.354	1'36.354	1'36.435	1'34.392
10	1'35.465	1'36.730	1'36.263	1'36.805	1'34.960
11	1'35.073	1'36.277	1'36.561	1'44.766	1'38.573
12	1'34.919	1'36.164	1'36.499	8'10.775	1'44.215
13	1'34.766	1'36.493	1'36.346	1'36.339	
14	1'34.598	1'36.251	1'36.355	1'39.300	
15	1'34.668	1'36.026	1'36.409	1'37.317	
16	1'34.769	1'36.217	1'36.276	1'35.780	
17	1'35.349	1'36.295	1'36.719	1'35.514	
18	1'34.660	1'36.531	1'37.322		
19	1'34.498	1'36.358	1'36.984		
20	1'34.479	1'36.391	1'36.797		
21	1'34.191	1'36.470	1'36.736		

04/03/2023

These data/results cannot be reproduced, stored and/or transmitted in whole or in part by any manner of electronic, mechanical, photocopying, recording, broadcasting or otherwise now known or herein after developed without the previous express consent by the copyright owner, except for reproduction in daily press and regular printed publications on sale to the public within 60 days of the event related to those data/results and always provided that copyright symbol appears together as follows below.

© DORNA WSBK ORGANIZATION Srl 2023

FICR PERUGIA TIMING



Motul Indonesian Round, 3-5 March 2023

Best Sectors & Speed Race 1

RESULTS			
1	1 A. BAUTISTA	Ducati Panigale V4R	Laps 21
2	54 T. RAZGATLIOGLU	Yamaha YZF R1	4.809
3	55 A. LOCATELLI	Yamaha YZF R1	6.586
4	47 A. BASSANI	Ducati Panigale V4R	8.871
5	9 D. PETRUCCI	Ducati Panigale V4R	11.667
6	60 M. VAN DER MARK	BMW M1000 RR	12.685
7	97 X. VIERGE	Honda CBR1000 RR-R	13.610
8	77 D. AEGERTER	Yamaha YZF R1	13.961
9	65 J. REA	Kawasaki ZX-10RR	14.454
10	22 A. LOWES	Kawasaki ZX-10RR	14.590
11	76 L. BAZ	BMW M1000 RR	16.431
12	7 I. LECUONA	Honda CBR1000 RR-R	16.793
13	5 P. OETTL	Ducati Panigale V4R	26.167
14	31 G. GERLOFF	BMW M1000 RR	30.580
15	34 L. BALDASSARRI	Yamaha YZF R1	35.520
16	35 H. SYHRIN	Honda CBR1000 RR-R	1'02.195
17	52 D. KONIG	Kawasaki ZX-10RR	1'09.875
18	66 T. SYKES	Kawasaki ZX-10RR	4 Laps
RET	45 S. REDDING	BMW M1000 RR	9 Laps
RET	21 M. RINALDI	Ducati Panigale V4R	

SPEED			
1	1 A. BAUTISTA	Ducati Panigale V4R	296,7
2	9 D. PETRUCCI	Ducati Panigale V4R	293,5
3	47 A. BASSANI	Ducati Panigale V4R	292,7
4	97 X. VIERGE	Honda CBR1000 RR-R	291,9
5	60 M. VAN DER MARK	BMW M1000 RR	291,1
6	5 P. OETTL	Ducati Panigale V4R	291,1
7	7 I. LECUONA	Honda CBR1000 RR-R	290,3
8	22 A. LOWES	Kawasaki ZX-10RR	290,3
9	65 J. REA	Kawasaki ZX-10RR	290,3
10	77 D. AEGERTER	Yamaha YZF R1	289,5
11	31 G. GERLOFF	BMW M1000 RR	289,5
12	45 S. REDDING	BMW M1000 RR	289,5
13	76 L. BAZ	BMW M1000 RR	288,8
14	54 T. RAZGATLIOGLU	Yamaha YZF R1	288,8
15	55 A. LOCATELLI	Yamaha YZF R1	287,2
16	35 H. SYHRIN	Honda CBR1000 RR-R	284,2
17	66 T. SYKES	Kawasaki ZX-10RR	284,2
18	34 L. BALDASSARRI	Yamaha YZF R1	282,7
19	52 D. KONIG	Kawasaki ZX-10RR	278,4
20	21 M. RINALDI	Ducati Panigale V4R	241,1

SEG. 1		SEG. 2		SEG. 3		SEG. 4					
1	1 A. BAUTISTA	25.938	1	54 T. RAZGATLIOGLU	18.979	1	1 A. BAUTISTA	19.081	1	1 A. BAUTISTA	28.376
2	60 M. VAN DER MARK	26.073	2	77 D. AEGERTER	18.984	2	54 T. RAZGATLIOGLU	19.096	2	54 T. RAZGATLIOGLU	28.415
3	54 T. RAZGATLIOGLU	26.115	3	55 A. LOCATELLI	19.002	3	60 M. VAN DER MARK	19.101	3	7 I. LECUONA	28.521
4	47 A. BASSANI	26.131	4	22 A. LOWES	19.033	4	77 D. AEGERTER	19.147	4	47 A. BASSANI	28.538
5	22 A. LOWES	26.160	5	45 S. REDDING	19.060	5	97 X. VIERGE	19.153	5	9 D. PETRUCCI	28.564
6	55 A. LOCATELLI	26.177	6	5 P. OETTL	19.063	6	9 D. PETRUCCI	19.174	6	65 J. REA	28.566
7	97 X. VIERGE	26.183	7	97 X. VIERGE	19.081	7	47 A. BASSANI	19.180	7	55 A. LOCATELLI	28.589
8	65 J. REA	26.233	8	9 D. PETRUCCI	19.085	8	22 A. LOWES	19.227	8	77 D. AEGERTER	28.623
9	7 I. LECUONA	26.234	9	47 A. BASSANI	19.088	9	65 J. REA	19.228	9	97 X. VIERGE	28.627
10	77 D. AEGERTER	26.237	10	76 L. BAZ	19.094	10	55 A. LOCATELLI	19.230	10	22 A. LOWES	28.634
11	9 D. PETRUCCI	26.239	11	65 J. REA	19.104	11	76 L. BAZ	19.241	11	60 M. VAN DER MARK	28.657
12	76 L. BAZ	26.311	12	7 I. LECUONA	19.139	12	7 I. LECUONA	19.260	12	76 L. BAZ	28.743
13	5 P. OETTL	26.359	13	60 M. VAN DER MARK	19.139	13	5 P. OETTL	19.291	13	45 S. REDDING	28.775
14	31 G. GERLOFF	26.377	14	1 A. BAUTISTA	19.181	14	31 G. GERLOFF	19.377	14	31 G. GERLOFF	28.808
15	45 S. REDDING	26.444	15	34 L. BALDASSARRI	19.218	15	34 L. BALDASSARRI	19.440	15	34 L. BALDASSARRI	28.882
16	34 L. BALDASSARRI	26.523	16	31 G. GERLOFF	19.304	16	45 S. REDDING	19.463	16	5 P. OETTL	28.916
17	35 H. SYHRIN	26.795	17	35 H. SYHRIN	19.532	17	35 H. SYHRIN	19.714	17	66 T. SYKES	29.001
18	66 T. SYKES	26.894	18	52 D. KONIG	19.661	18	52 D. KONIG	19.722	18	35 H. SYHRIN	29.185
19	52 D. KONIG	26.926	19	66 T. SYKES	19.758	19	66 T. SYKES	19.777	19	52 D. KONIG	29.372

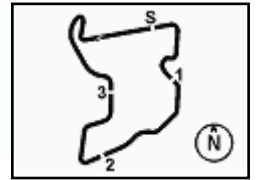
04/03/2023

These data/results cannot be reproduced, stored and/or transmitted in whole or in part by any manner of electronic, mechanical, photocopying, recording, broadcasting or otherwise now known or herein after developed without the previous express consent by the copyright owner, except for reproduction in daily press and regular printed publications on sale to the public within 60 days of the event related to those data/results and always provided that copyright symbol appears together as follows below.

© DORNA WSBK ORGANIZATION Srl 2023

FIGR PERUGIA TIMING





Motul Indonesian Round, 3-5 March 2023
Chronological Analysis Race 1

Pertamina Mandalika Circuit 4.300 m

Start at 13:30'25.691

2 / 4

Lap	Seg.1	Seg.2	Seg.3	Seg.4	Lap Time	km/h	Local Time
5	26.286	19.172	19.522	28.710	1'33.690	288,0	13:38'22.185
6	26.252	19.191	19.456	28.938	1'33.837	288,0	13:39'56.022
7	26.466	19.139	19.591	28.831	1'34.027	285,0	13:41'30.049
8	26.289	19.258	19.314	28.659	1'33.520	286,5	13:43'03.569
9	26.274	19.655	19.391	28.721	1'34.041	287,2	13:44'37.610
10	26.240	19.399	19.299	29.212	1'34.150	287,2	13:46'11.760
11	26.229	19.239	19.357	28.685	1'33.510	289,5	13:47'45.270
12	26.325	19.336	19.204	28.667	1'33.532	288,0	13:49'18.802
13	26.191	19.357	19.420	28.741	1'33.709	291,1	13:50'52.511
14	26.117	19.420	19.281	28.770	1'33.588	290,3	13:52'26.099
15	26.131	19.226	19.296	28.784	1'33.437	289,5	13:53'59.536
16	26.150	19.294	19.261	28.773	1'33.478	290,3	13:55'33.014
17	26.397	19.284	20.442	28.835	1'34.958	290,3	13:57'07.972
18	26.331	19.495	19.272	28.664	1'33.762	289,5	13:58'41.734
19	26.166	19.263	19.338	28.991	1'33.758	288,8	14:00'15.492
20	26.386	19.256	19.321	28.936	1'33.899	286,5	14:01'49.391
21	26.073	19.247	19.101	28.657	1'33.078	287,2	14:03'22.469

Race Time 32'58.054

9° 65 J. REA [1'33.448]							
Lap	Seg.1	Seg.2	Seg.3	Seg.4	Lap Time	km/h	Local Time
1		19.293	19.467	28.920	1'39.009	240,0	13:32'04.700
2	26.623	19.129	19.714	28.663	1'34.129	287,2	13:33'38.829
3	26.342	19.218	19.284	28.604	1'33.448	284,2	13:35'12.277
4	26.461	19.186	19.256	28.713	1'33.616	279,8	13:36'45.893
5	26.442	19.104	19.371	28.728	1'33.645	285,7	13:38'19.538
6	26.417	19.209	19.414	28.696	1'33.736	285,7	13:39'53.274
7	26.287	19.215	19.327	28.843	1'33.672	285,7	13:41'26.946
8	26.563	19.225	19.259	28.576	1'33.623	287,2	13:43'00.569
9	26.308	19.450	19.228	28.633	1'33.619	289,5	13:44'34.188
10	26.233	19.348	19.450	28.841	1'33.872	289,5	13:46'08.060
11	26.611	19.352	19.356	28.570	1'33.889	286,5	13:47'41.949
12	26.386	19.688	19.419	28.846	1'34.339	289,5	13:49'16.288
13	26.389	19.317	19.451	28.566	1'33.723	288,8	13:50'50.011
14	26.511	19.589	19.541	28.653	1'34.294	290,3	13:52'24.305
15	26.301	19.473	19.428	28.682	1'33.884	288,0	13:53'58.189
16	27.187	19.299	19.330	28.700	1'34.516	289,5	13:55'32.705
17	26.545	19.455	20.121	28.746	1'34.867	288,0	13:57'07.572
18	26.473	19.787	19.579	28.787	1'34.626	288,8	13:58'42.198
19	26.328	19.459	19.414	28.668	1'33.869	290,3	14:00'16.067
20	26.292	19.398	19.422	28.674	1'33.786	290,3	14:01'49.853
21	26.896	19.341	19.423	28.725	1'34.385	287,2	14:03'24.238

Race Time 32'58.547

10° 22 A. LOWES [1'33.376]							
Lap	Seg.1	Seg.2	Seg.3	Seg.4	Lap Time	km/h	Local Time
1		19.404	19.482	29.025	1'38.703	241,1	13:32'04.394
2	26.454	19.202	19.345	28.914	1'33.915	279,8	13:33'38.309
3	26.375	19.226	19.334	28.895	1'33.830	271,4	13:35'12.139
4	26.794	19.201	19.279	28.756	1'34.030	277,6	13:36'46.169
5	26.331	19.202	19.474	28.977	1'33.984	285,7	13:38'20.153
6	26.294	19.117	19.382	28.850	1'33.643	283,5	13:39'53.796
7	26.170	19.128	19.227	28.870	1'33.395	287,2	13:41'27.191
8	26.524	19.203	19.356	28.634	1'33.717	290,3	13:43'00.908
9	26.198	19.344	19.316	28.737	1'33.595	288,0	13:44'34.503
10	26.185	19.033	19.334	28.824	1'33.376	288,8	13:46'07.879
11	26.160	19.134	19.376	28.753	1'33.423	289,5	13:47'41.302
12	26.230	19.128	19.566	29.389	1'34.313	286,5	13:49'15.615
13	26.457	19.210	19.449	28.714	1'33.830	288,0	13:50'49.445
14	26.218	19.292	19.267	28.778	1'33.555	288,8	13:52'23.000
15	26.260	19.490	19.261	28.786	1'33.797	289,5	13:53'56.797
16	27.548	19.541	19.268	29.065	1'35.422	289,5	13:55'32.219
17	26.373	19.407	19.244	28.875	1'33.899	288,0	13:57'06.118
18	26.490	19.683	19.631	28.926	1'34.730	285,7	13:58'40.848
19	26.527	19.626	19.374	28.899	1'34.426	284,2	14:00'15.274
20	26.431	19.424	19.514	29.032	1'34.401	281,3	14:01'49.675
21	27.292	19.281	19.374	28.752	1'34.699	278,4	14:03'24.374

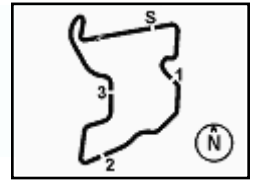
Race Time 32'58.683

11° 76 L. BAZ [1'33.762]							
Lap	Seg.1	Seg.2	Seg.3	Seg.4	Lap Time	km/h	Local Time
1		19.325	19.701	29.318	1'40.388	234,8	13:32'06.079
2	26.637	19.250	19.463	29.165	1'34.515	285,7	13:33'40.594
3	26.990	19.223	19.376	28.766	1'34.355	286,5	13:35'14.949
4	26.475	19.217	19.422	28.891	1'34.005	288,0	13:36'48.954
5	26.352	19.117	19.503	28.844	1'33.816	288,8	13:38'22.770
6	26.514	19.228	19.478	28.795	1'34.015	288,0	13:39'56.785
7	26.380	19.232	19.473	28.924	1'34.009	288,0	13:41'30.794
8	26.463	19.094	19.352	29.139	1'34.048	288,8	13:43'04.842
9	26.424	19.357	19.429	28.774	1'33.984	287,2	13:44'38.826
10	26.315	19.629	19.393	28.904	1'34.241	287,2	13:46'13.067

04/03/2023 P = Pits In/Out - C = Lap Time Cancelled

These data/results cannot be reproduced, stored and/or transmitted in whole or in part by any manner of electronic, mechanical, photocopying, recording, broadcasting or otherwise now known or herein after developed without the previous express consent by the copyright owner, except for reproduction in daily press and regular printed publications on sale to the public within 60 days of the event related to those data/results and always provided that copyright symbol appears together as follows below.

© DORNA WSBK ORGANIZATION Srl 2023



Pertamina Mandalika Circuit 4.300 m

Motul Indonesian Round, 3-5 March 2023

Chronological Analysis Race 1

Start at 13:30'25.691

3 / 4

11	26.400	19.263	19.368	28.814	1'33.845	288,8	13:47'46.912	2	26.732	19.415	19.576	29.104	1'34.827	284,2	13:33'40.136
12	26.348	19.311	19.416	28.752	1'33.827	287,2	13:49'20.739	3	26.529	19.304	19.556	28.856	1'34.245	287,2	13:35'14.381
13	26.311	19.268	19.452	28.787	1'33.818	288,0	13:50'54.557	4	29.634	19.543	19.570	28.911	1'37.658	287,2	13:36'52.039
14	26.419	19.280	19.495	28.830	1'34.024	288,8	13:52'28.581	5	26.545	19.373	19.501	28.863	1'34.282	288,0	13:38'26.321
15	26.378	19.343	19.241	28.926	1'33.888	288,8	13:54'02.469	6	26.616	19.579	19.611	29.104	1'34.910	283,5	13:40'01.231
16	26.360	19.310	19.322	28.770	1'33.762	288,8	13:55'36.231	7	26.499	19.416	19.702	28.833	1'34.450	286,5	13:41'35.681
17	26.345	19.259	19.333	28.933	1'33.870	288,8	13:57'10.101	8	26.568	19.396	19.554	29.009	1'34.527	286,5	13:43'10.208
18	26.400	19.254	19.321	28.803	1'33.778	288,0	13:58'43.879	9	26.413	19.411	19.418	28.808	1'34.050	288,0	13:44'44.258
19	26.536	19.327	19.291	28.993	1'34.147	287,2	14:00'18.026	10	26.439	19.698	19.481	28.988	1'34.606	286,5	13:46'18.864
20	26.384	19.381	19.445	28.743	1'33.953	288,8	14:01'51.979	11	26.377	19.608	19.471	28.973	1'34.429	287,2	13:47'53.293
21	26.391	19.308	19.754	28.783	1'34.236	287,2	14:03'26.215	12	26.440	19.750	19.526	28.988	1'34.704	287,2	13:49'27.997

Race Time 33'00.524

12° 71. LECUONA (1'33.418)

Lap	Seg1	Seg2	Seg3	Seg4	Lap Time	km/h	Local Time
1		19.929	20.132	29.016	1'41.679	245,5	13:32'07.370
2	27.356	19.404	19.467	28.972	1'35.199	289,5	13:33'42.569
3	26.634	19.297	19.497	28.904	1'34.332	288,8	13:35'16.901
4	26.808	19.302	19.382	28.882	1'34.374	281,3	13:36'51.275
5	26.451	19.330	19.400	28.743	1'33.924	285,7	13:38'25.199
6	26.402	19.139	19.412	28.655	1'33.608	286,5	13:39'58.807
7	26.488	19.238	19.395	28.676	1'33.797	288,8	13:41'32.604
8	26.480	19.201	19.415	28.892	1'33.988	283,5	13:43'06.592
9	26.435	19.465	19.440	28.841	1'34.181	286,5	13:44'40.773
10	26.276	19.275	19.515	28.810	1'33.876	289,5	13:46'14.649
11	26.397	19.568	19.581	28.760	1'34.306	288,8	13:47'48.955
12	26.403	19.303	19.385	28.849	1'33.940	288,0	13:49'22.895
13	26.365	19.467	19.456	28.770	1'34.058	289,5	13:50'56.953
14	26.321	19.410	19.460	28.586	1'33.777	289,5	13:52'30.730
15	26.273	19.303	19.260	28.582	1'33.418	289,5	13:54'04.148
16	26.234	19.385	19.450	28.624	1'33.693	289,5	13:55'37.841
17	26.281	19.343	19.277	28.861	1'33.762	289,5	13:57'11.603
18	26.359	19.465	19.312	28.521	1'33.657	289,5	13:58'45.260
19	26.294	19.229	19.298	28.600	1'33.421	289,5	14:00'18.681
20	26.408	19.334	19.419	28.716	1'33.877	290,3	14:01'52.558
21	26.408	19.223	19.482	28.906	1'34.019	289,5	14:03'26.577

Race Time 33'00.886

13° 5 P. OETTL (1'33.835)

Lap	Seg1	Seg2	Seg3	Seg4	Lap Time	km/h	Local Time
1		19.408	19.690	29.308	1'40.056	247,1	13:32'05.747
2	26.672	19.311	19.530	29.757	1'35.270	284,2	13:33'41.017
3	26.957	19.240	19.435	29.258	1'34.890	280,5	13:35'15.907
4	26.496	19.090	19.546	29.094	1'34.226	286,5	13:36'50.133
5	26.511	19.209	19.326	29.048	1'34.094	286,5	13:38'24.227
6	26.537	19.063	19.438	28.943	1'33.981	288,0	13:39'58.208
7	26.365	19.201	19.328	28.941	1'33.835	289,5	13:41'32.043
8	26.490	19.131	19.338	29.380	1'34.339	289,5	13:43'06.382
9	26.442	19.266	19.347	29.529	1'34.584	286,5	13:44'40.966
10	26.471	19.093	19.475	29.124	1'34.163	276,2	13:46'15.129
11	26.413	19.369	19.384	29.079	1'34.245	285,7	13:47'49.374
12	26.412	19.369	19.296	28.916	1'33.993	285,7	13:49'23.367
13	26.426	19.207	19.363	29.029	1'34.025	287,2	13:50'57.392
14	26.382	19.313	19.355	29.482	1'34.532	291,1	13:52'31.924
15	26.524	19.353	19.291	29.081	1'34.249	283,5	13:54'06.173
16	26.359	19.378	19.474	29.414	1'34.625	288,0	13:55'40.798
17	26.542	19.665	19.569	29.300	1'35.076	286,5	13:57'15.874
18	26.637	19.474	19.418	29.295	1'34.824	284,2	13:58'50.698
19	26.567	19.641	19.533	29.211	1'34.952	286,5	14:00'25.650
20	26.697	19.487	19.594	29.090	1'34.868	285,7	14:02'00.518
21	26.611	19.646	19.746	29.430	1'35.433	284,2	14:03'35.951

Race Time 33'10.260

14° 31 G. GERLOFF (1'34.050)

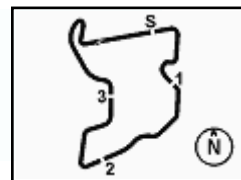
Lap	Seg1	Seg2	Seg3	Seg4	Lap Time	km/h	Local Time
1		19.468	19.610	29.043	1'39.618	237,4	13:32'05.309

04/03/2023

P = Pits In/Out - C = Lap Time Cancelled

These data/results cannot be reproduced, stored and/or transmitted in whole or in part by any manner of electronic, mechanical, photocopying, recording, broadcasting or otherwise now known or herein after developed without the previous express consent by the copyright owner, except for reproduction in daily press and regular printed publications on sale to the public within 60 days of the event related to those data/results and always provided that copyright symbol appears together as follows below.

© DORNA WSBK ORGANIZATION Srl 2023



Motul Indonesian Round, 3-5 March 2023

Chronological Analysis Race 1

Start at 13:30'25.691

4 / 4

17	26.932	20.086	19.780	29.497	1'36.295	282,7	13:57'46.229	12	26.513	20.038	21.077	36.587	1'44.215P	285,7	13:49'37.253
18	27.046	19.994	19.868	29.623	1'36.531	277,6	13:59'22.760								Race Time 19'11.562
19	26.892	19.992	19.892	29.582	1'36.358	280,5	14:00'59.118								
20	26.998	19.936	19.859	29.598	1'36.391	280,5	14:02'35.509								
21	27.108	19.961	19.777	29.624	1'36.470	282,0	14:04'11.979								

Race Time 33'46.288

17° 52 O. KONIG [1'35.948]

Lap	Seg.1	Seg.2	Seg.3	Seg.4	Lap Time	km/h	Local Time
1		19.986	20.220	29.560	1'42.897	243,2	13:32'08.588
2	27.790	19.748	19.935	29.499	1'36.972	278,4	13:33'45.560
3	27.012	19.661	19.832	29.447	1'35.952	276,9	13:35'21.512
4	26.948	19.677	19.834	29.489	1'35.948	277,6	13:36'57.460
5	27.023	19.812	20.727	29.372	1'36.934	274,8	13:38'34.394
6	26.993	19.900	19.998	29.621	1'36.512	276,9	13:40'10.906
7	27.066	19.882	19.928	29.680	1'36.556	276,9	13:41'47.462
8	27.154	19.887	19.912	29.623	1'36.576	275,5	13:43'24.038
9	27.167	19.896	19.768	29.523	1'36.354	276,2	13:45'00.392
10	27.112	19.901	19.743	29.507	1'36.263	276,9	13:46'36.655
11	26.926	20.067	19.914	29.654	1'36.561	277,6	13:48'13.216
12	27.012	20.027	19.900	29.560	1'36.499	277,6	13:49'49.715
13	26.932	19.995	19.722	29.697	1'36.346	277,6	13:51'26.061
14	26.984	20.026	19.779	29.566	1'36.355	276,9	13:53'02.416
15	27.169	20.028	19.798	29.414	1'36.409	276,2	13:54'38.825
16	27.069	19.913	19.724	29.570	1'36.276	277,6	13:56'15.101
17	27.067	19.986	19.830	29.836	1'36.719	276,2	13:57'51.820
18	27.364	20.252	19.771	29.935	1'37.322	275,5	13:59'29.142
19	27.012	20.321	19.869	29.782	1'36.984	276,9	14:01'06.126
20	27.158	20.098	19.747	29.794	1'36.797	276,2	14:02'42.923
21	27.099	20.168	19.785	29.684	1'36.736	276,9	14:04'19.659

Race Time 33'53.968

18° 66 T. SYKES [1'35.514]

Lap	Seg.1	Seg.2	Seg.3	Seg.4	Lap Time	km/h	Local Time
1		20.052	20.462	29.432	1'42.399	245,5	13:32'08.090
2	27.272	19.758	20.015	29.432	1'36.477	280,5	13:33'44.567
3	27.110	19.862	19.884	29.407	1'36.263	281,3	13:35'20.830
4	27.031	19.795	19.863	29.670	1'36.359	282,0	13:36'57.189
5	27.116	19.989	19.944	29.364	1'36.413	274,1	13:38'33.602
6	27.354	20.035	20.897	30.636	1'38.922	278,4	13:40'12.524
7	28.015	20.291	20.420	30.073	1'38.799	278,4	13:41'51.323
8	27.098	20.520	20.186	29.537	1'37.341	284,2	13:43'28.664
9	27.177	20.075	19.841	29.342	1'36.435	275,5	13:45'05.099
10	27.034	20.055	20.117	29.599	1'36.805	279,8	13:46'41.904
11	27.755	20.376	20.211	36.424	1'44.766P	280,5	13:48'26.670
12	6'59.863	20.647	20.311	29.954	8'10.775P		13:56'37.445
13	27.272	19.880	19.986	29.201	1'36.339	284,2	13:58'13.784
14	27.282	20.090	19.954	31.974	1'39.300	274,8	13:59'53.084
15	27.142	20.241	20.243	29.691	1'37.317	278,4	14:01'30.401
16	26.936	19.910	19.777	29.157	1'35.780	281,3	14:03'06.181
17	26.894	19.824	19.795	29.001	1'35.514	278,4	14:04'41.695

Race Time 34'16.004

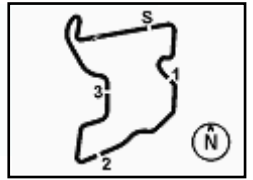
RET 45 S. REDDING [1'33.988]

Lap	Seg.1	Seg.2	Seg.3	Seg.4	Lap Time	km/h	Local Time
1		19.376	19.904	28.943	1'39.419	240,0	13:32'05.110
2	26.654	19.269	19.560	28.897	1'34.380	286,5	13:33'39.490
3	26.504	19.174	19.535	28.775	1'33.988	282,0	13:35'13.478
4	26.448	19.249	19.539	28.887	1'34.123	288,8	13:36'47.601
5	26.520	19.281	19.477	28.823	1'34.101	288,8	13:38'21.702
6	26.444	19.291	19.519	28.842	1'34.096	288,0	13:39'55.798
7	26.515	19.297	19.726	29.031	1'34.569	288,0	13:41'30.367
8	26.454	19.060	19.463	29.769	1'34.746	289,5	13:43'05.113
9	26.596	19.331	19.589	28.876	1'34.392	286,5	13:44'39.505
10	26.514	19.575	19.875	28.996	1'34.960	288,8	13:46'14.465
11	26.449	22.497	20.279	29.348	1'38.573	289,5	13:47'53.038

04/03/2023 P = Pits In/Out - C = Lap Time Cancelled

These data/results cannot be reproduced, stored and/or transmitted in whole or in part by any manner of electronic, mechanical, photocopying, recording, broadcasting or otherwise now known or herein after developed without the previous express consent by the copyright owner, except for reproduction in daily press and regular printed publications on sale to the public within 60 days of the event related to those data/results and always provided that copyright symbol appears together as follows below.

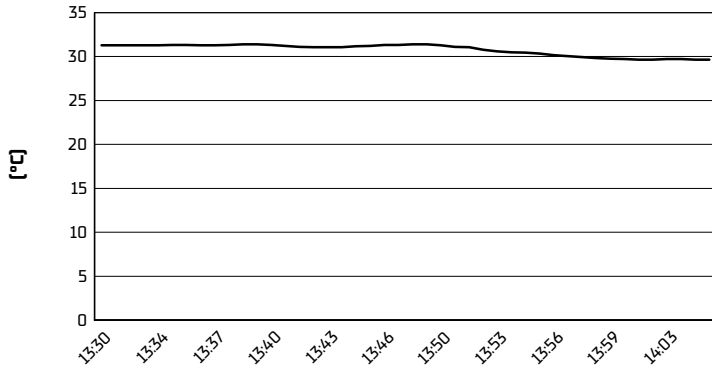
© DORNA WSBK ORGANIZATION Srl 2023



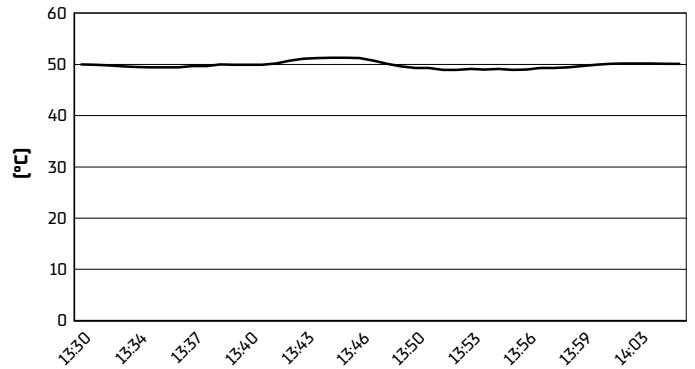
Motul Indonesian Round, 3-5 March 2023
Weather Report Race 1

Session started 13:30 - Session ended 14:05

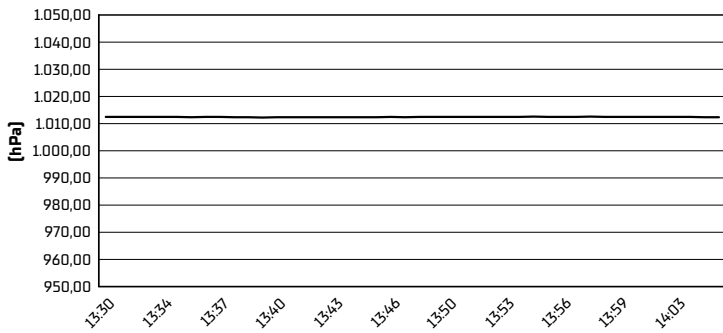
Air Temperature



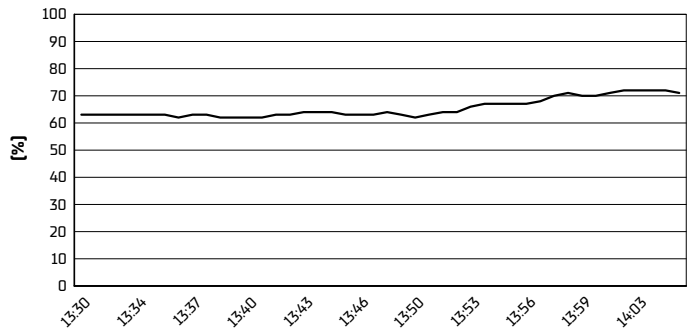
Track Temperature



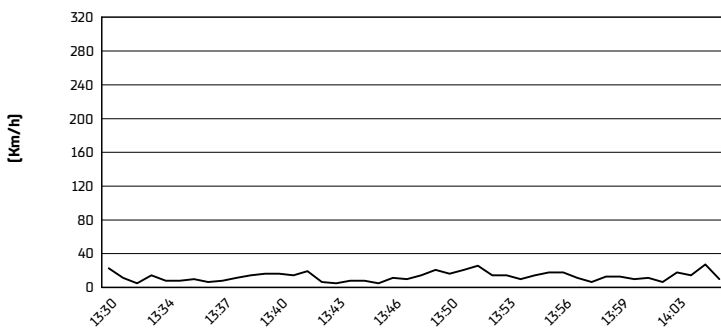
Air Pressure



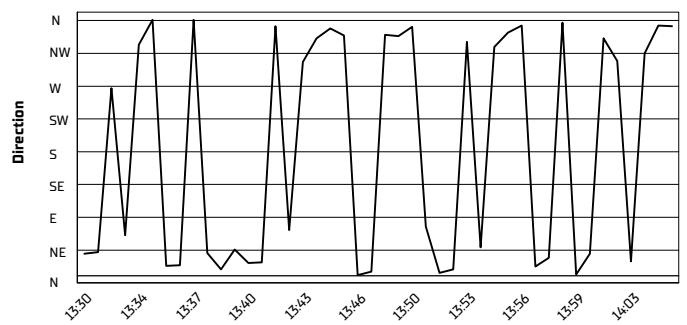
Humidity



Wind Speed



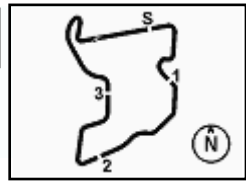
Wind Direction



04/03/2023

These data/results cannot be reproduced, stored and/or transmitted in whole or in part by any manner of electronic, mechanical, photocopying, recording, broadcasting or otherwise now known or herein after developed without the previous express consent by the copyright owner, except for reproduction in daily press and regular printed publications on sale to the public within 60 days of the event related to those data/results and always provided that copyright symbol appears together as follows below.

© DORNA WSBK ORGANIZATION Srl 2023



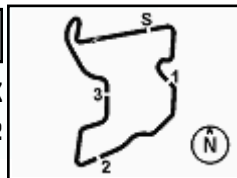
Motul Indonesian Round, 3-5 March 2023
Manufacturers Standings

	Points	Points From First	Points From Previous	February 26 PHILIP ISLAND	March 5 MANDALIKA	April 23 ASSEN	May 7 BARCELONA	June 4 MISANO	July 2 DONINGTON PARK	July 26 MOST	September 10 MAGNY-COURS	September 24 ARAGON	October 1 PORTIMAO	October 15 VILLICUM	December 26 TBA			
1 DUCATI	87			25 25 12	25													
2 YAMAHA	59	28		16 16 7	20													
3 KAWASAKI	41	46	18	20 8 6	7													
4 HONDA	31	56	10	10 10 2	9													
5 BMW	21	66	10	7 4	10													

04/03/2023 First Line: Race 1 & 2 - Second Line: Tissot Superpole Race

These data/results cannot be reproduced, stored and/or transmitted in whole or in part by any manner of electronic, mechanical, photocopying, recording, broadcasting or otherwise now known or herein after developed without the previous express consent by the copyright owner, except for reproduction in daily press and regular printed publications on sale to the public within 60 days of the event related to those data/results and always provided that copyright symbol appears together as follows below.

© DORNA WSBK ORGANIZATION Srl 2023



Motul Indonesian Round, 3-5 March 2023

Best Laps & Speeds

No.	Rider Bike	Nat	Best Lap		FP1		FP2		FP3		SP		RC1	
			LL	SPD	LL	SPD	LL	SPD	LL	SPD	LL	SPD	LL	SPD
1	54 T. RAZGATLIOGLU Yamaha YZF R1	TUR	1'32.037 73 288,7		1'34.669 14 284,9	1'32.625 21 287,2	1'33.026 11 284,9	1'32.037 6 286,4	1'33.033 21 288,7					
2	55 A. LOCATELLI Yamaha YZF R1	ITA	1'32.106 76 287,2		1'35.320 14 284,9	1'33.545 22 285,7	1'33.201 13 285,7	1'32.106 6 286,4	1'33.231 21 287,2					
3	1 A. BAUTISTA Ducati Panigale V4R	ESP	1'32.202 77 296,7		1'34.783 16 291,1	1'32.497 19 294,2	1'32.981 14 289,5	1'32.202 7 295,8	1'32.803 21 296,7					
4	21 M. RINALDI Ducati Panigale V4R	ITA	1'32.468 44 292,6		1'34.613 9 290,3	1'32.468 17 292,6	1'34.171 13 288,7	1'32.542 5 292,6						
5	65 J. REA Kawasaki ZX-10RR	GBR	1'32.550 59 291,8		1'34.801 6 285,7	1'33.203 17 288,7	1'34.347 9 285,7	1'32.550 6 291,8	1'33.448 21 290,3					
6	47 A. BASSANI Ducati Panigale V4R	ITA	1'32.638 67 292,6		1'36.504 11 288,7	1'33.711 17 291,8	1'33.060 12 288,7	1'32.638 6 289,5	1'33.208 21 292,6					
7	76 L. BAZ BMW M1000 RR	FRA	1'32.638 66 288,7		1'36.884 12 282,7	1'33.843 17 288,0	1'34.986 10 284,9	1'32.638 6 288,7	1'33.762 21 288,7					
8	9 D. PETRUCCI Ducati Panigale V4R	ITA	1'32.709 71 293,4		1'36.930 17 287,2	1'34.124 17 288,7	1'34.254 9 288,0	1'32.709 7 291,8	1'33.353 21 293,4					
9	22 A. LOWES Kawasaki ZX-10RR	GBR	1'32.797 68 290,3		1'35.533 9 285,7	1'33.460 21 290,3	1'34.243 10 286,4	1'32.797 7 289,5	1'33.376 21 290,3					
10	60 M. VAN DER MARK BMW M1000 RR	NED	1'33.002 61 291,1		1'36.142 5 285,7	1'33.213 19 288,0	1'34.302 10 283,4	1'33.002 6 288,7	1'33.078 21 291,1					
11	45 S. REDDING BMW M1000 RR	GBR	1'33.005 56 291,1		1'36.215 6 284,2	1'33.745 20 288,0	1'33.585 11 285,7	1'33.005 7 291,1	1'33.988 12 289,5					
12	77 D. AEGERTER Yamaha YZF R1	SUI	1'33.035 74 289,5		1'36.511 14 282,7	1'33.837 20 285,7	1'33.419 13 288,7	1'33.035 6 284,9	1'33.295 21 289,5					
13	31 G. GERLOFF BMW M1000 RR	USA	1'33.094 67 291,1		1'36.274 15 291,1	1'34.119 13 290,3	1'35.025 10 290,3	1'33.094 8 290,3	1'34.050 21 289,5					
14	97 X. VIERGE Honda CBR1000 RR-R	ESP	1'33.094 77 293,4		1'34.838 16 290,3	1'33.793 21 292,6	1'33.801 12 291,1	1'33.094 7 293,4	1'33.603 21 291,8					
15	87 R. GARDNER Yamaha YZF R1	AUS	1'33.374 30 284,9		1'35.192 12 284,9	1'33.374 18 284,9								
16	5 P. OETTL Ducati Panigale V4R	GER	1'33.387 72 291,8		1'35.571 13 286,4	1'34.360 19 288,0	1'34.251 12 289,5	1'33.387 7 291,8	1'33.835 21 291,1					
17	7 I. LECUONA Honda CBR1000 RR-R	ESP	1'33.418 54 290,3			1'34.452 16 287,2	1'34.399 11 288,0	1'33.943 6 289,5	1'33.418 21 290,3					
18	34 L. BALDASSARRI Yamaha YZF R1	ITA	1'34.191 63 284,2		1'38.001 6 278,3	1'35.201 18 282,7	1'34.784 12 279,0	1'34.308 6 284,2	1'34.191 21 282,7					
19	66 T. SYKES Kawasaki ZX-10RR	GBR	1'34.197 48 286,4		1'37.726 9 279,0	1'36.140 8 279,0	1'35.506 8 286,4	1'34.197 6 282,7	1'35.514 17 284,2					
20	35 H. SYAHRIN Honda CBR1000 RR-R	MAS	1'34.678 69 284,9		1'37.087 13 281,2	1'36.031 16 284,9	1'35.661 12 279,7	1'34.678 7 284,2	1'35.505 21 284,2					
21	51 E. GRANADO Honda CBR1000 RR-R	BRA	1'34.940 55 279,0		1'39.518 18 276,9	1'36.373 18 279,0	1'35.702 13 274,8	1'34.940 6 278,3						
22	52 O. KONIG Kawasaki ZX-10RR	CZE	1'35.544 63 278,3		1'38.608 13 275,5	1'36.308 13 277,6	1'35.672 9 275,5	1'35.544 7 278,3	1'35.948 21 278,3					

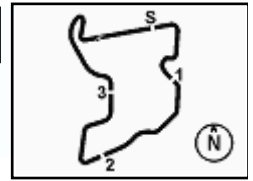
04/03/2023

These data/results cannot be reproduced, stored and/or transmitted in whole or in part by any manner of electronic, mechanical, photocopying, recording, broadcasting or otherwise now known or herein after developed without the previous express consent by the copyright owner, except for reproduction in daily press and regular printed publications on sale to the public within 60 days of the event related to those data/results and always provided that copyright symbol appears together as follows below.

© DORNA WSBK ORGANIZATION Srl 2023

FICR PERUGIA TIMING

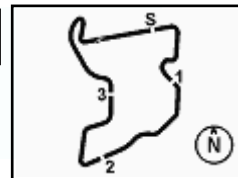




Motul Indonesian Round, 3–5 March 2023
Pirelli Best Lap Award

	Points	Points From First	Points From Previous	February 26 PHILIP ISLAND	March 5 MANDALIKA	April 23 ASSEN	May 7 BARCELONA	June 4 MISANO	July 2 DONINGTON PARK	July 26 MOST	September 10 MAGNY-COURS	September 24 ARAGON	October 1 PORTIMAO	October 15 VILLICUM	December 26 TBA			
1 BAUTISTA Alvaro [ESP]	2			1	1													
2 REA Jonathan [GBR]	1	1		1														

04/03/2023
These data/results cannot be reproduced, stored and/or transmitted in whole or in part by any manner of electronic, mechanical, photocopying, recording, broadcasting or otherwise now known or herein after developed without the previous express consent by the copyright owner, except for reproduction in daily press and regular printed publications on sale to the public within 60 days of the event related to those data/results and always provided that copyright symbol appears together as follows below.
© DORNA WSBK ORGANIZATION Srl 2023



Motul Indonesian Round, 3–5 March 2023

Overtakes Standings Race 1

Pertamina Mandalika Circuit 4.300 m

	Points	Points From First	Points From Previous	February 26 PHILIP ISLAND	March 5 MANDALIKA	April 23 ASSEN	May 7 BARCELONA	June 4 MISANO	July 2 DONINGTON PARK	July 26 MOST	September 10 MAGNY-COURS	September 24 ARAGON	October 1 PORTIMAO	October 15 VILLICUM	December 26 TBA				
1 VIERGE Xavi (ESP)	29			11	9														
2 GERLOFF Garrett (USA)	27	2		9	10														
3 REDDING Scott (GBR)	25	4	2	13	9														
4 BASSANI Axel (ITA)	25	4	0	9	11														
5 AEGERTER Dominique (SUI)	24	5	1	1	12														
6 REA Jonathan (GBR)	24	5	0	3	13														
7 LOWES Alex (GBR)	24	5	0	5	13														
8 LECUONA Iker (ESP)	24	5	0	9	8														
9 PETRUCCI Danilo (ITA)	21	8	3	8	8														
10 DETL Philipp (GER)	20	9	1	4	10														
11 SYHRIN Hafizh (MAS)	20	9	0	8	8														
12 VAN DER MARK Michael (NED)	19	10	1	4	5	10													
13 BALDASSARRI Lorenzo (ITA)	17	12	2	7	2	8													
14 BAZ Loris (FRA)	17	12	0	5	8	4													
15 KONIG Oliver (CZE)	16	13	1	5	8	3													
16 GRANADO Eric (BRA)	14	15	2	7	7														
17 LOCATELLI Andrea (ITA)	10	19	4	6	2	2													
18 SYKES Tom (GBR)	9	20	1	4	1	4													
19 GARDNER Remy (AUS)	8	21	1	3	5														
20 RAZGATLIOGLU Toprak (TUR)	6	23	2	1	4	1													
21 RINALDI Michael Ruben (ITA)	4	25	2	4															
22 BAUTISTA Alvaro (ESP)	4	25	0	2	2														

04/03/2023

These data/results cannot be reproduced, stored and/or transmitted in whole or in part by any manner of electronic, mechanical, photocopying, recording, broadcasting or otherwise now known or herein after developed without the previous express consent by the copyright owner, except for reproduction in daily press and regular printed publications on sale to the public within 60 days of the event related to those data/results and always provided that copyright symbol appears together as follows below.

© DORNA WSBK ORGANIZATION Srl 2023

FICR PERUGIA TIMING

