

Grand Ridge Brewery Australian Round, 23-25 February 2024

Results Race 1

Laps 20 = 88,900 Km - Time of Race 30'55.801 - Avg. 172,454 km/h

1 / 3

Pos	Grid	No. Rider	Nat	Team	Bike	Class	LL	Gap	Rel.	Fastest Lap	Speed	Qualifying	Speed
1	1	11 N. BULEGA	ITA	Aruba.it Racing - Ducati	Ducati Panigale V4R		20			1'28.564	326,3	1'27.916	325,3
2	6	55 A. LOCATELLI	ITA	Pata Prometeon Yamaha	Yamaha YZF R1		20	2.280	2.280	1'28.922	320,5	1'28.540	316,7
3	2	29 A. IANNONE	ITA	Team GoEleven	Ducati Panigale V4R	IND	20	2.630	0.350	1'28.955	321,4	1'28.154	321,4
4	3	22 A. LOWES	GBR	Kawasaki Racing Team WorldSBK	Kawasaki ZX-10RR		20	4.728	2.098	1'28.970	324,3	1'28.239	318,6
5P	5	54 T. RAZGATLIOGLU	TUR	ROKIT BMW Motorrad WorldSBK Team	BMW M1000 RR		20	5.706	0.978	1'29.294	324,3	1'28.520	320,5
6	4	77 D. AEGERTER	SUI	GYTR GRT Yamaha WorldSBK Team	Yamaha YZF R1		20	8.333	2.627	1'29.086	320,5	1'28.403	314,9
7	16	60 M. VAN DER MARK	NED	ROKIT BMW Motorrad WorldSBK Team	BMW M1000 RR		20	8.647	0.314	1'29.233	328,3	1'29.127	316,7
8	12	9 D. PETRUCCI	ITA	Barni Spark Racing Team	Ducati Panigale V4R	IND	20	9.965	1.318	1'29.270	328,3	1'28.903	320,5
9	14	31 G. GERLOFF	USA	Bonovo Action BMW	BMW M1000 RR		20	11.699	1.734	1'29.113	325,3	1'29.045	318,6
10	13	97 X. VIERGE	ESP	Team HRC	Honda CBR1000 RR-R		20	12.423	0.724	1'29.426	328,3	1'29.000	327,3
11P	19	45 S. REDDING	GBR	Bonovo Action BMW	BMW M1000 RR		20	14.413	1.990	1'29.553	322,4	1'29.726	315,8
12	15	47 A. BASSANI	ITA	Kawasaki Racing Team WorldSBK	Kawasaki ZX-10RR		20	16.668	2.255	1'29.398	325,3	1'29.118	313,0
13	8	14 S. LOWES	GBR	ELF Marc VDS Racing Team	Ducati Panigale V4R	IND	20	18.388	1.720	1'29.411	322,4	1'28.676	318,6
14	10	21 M. RINALDI	ITA	Team Motocorsa Racing	Ducati Panigale V4R	IND	20	23.560	5.172	1'29.793	326,3	1'28.784	315,8
15	9	1 A. BAUTISTA	ESP	Aruba.it Racing - Ducati	Ducati Panigale V4R		20	32.471	8.911	1'29.470	324,3	1'28.700	321,4
16	18	5 P. OETTL	GER	GMT94 Yamaha	Yamaha YZF R1	IND	20	35.580	3.109	1'29.635	316,7	1'29.263	309,5
17	11	65 J. REA	GBR	Pata Prometeon Yamaha	Yamaha YZF R1		20	37.949	2.369	1'29.572	323,4	1'28.890	314,0
18	20	53 T. RABAT	ESP	Kawasaki Puccetti Racing	Kawasaki ZX-10RR	IND	20	39.427	1.478	1'30.616	322,4	1'29.809	318,6
19	21	95 T. MACKENZIE	GBR	PETRONAS MIE Racing Honda	Honda CBR1000 RR-R	IND	20	54.890	15.463	1'30.971	313,0	1'31.133	306,8
20	22	27 A. NORRODIN	MAS	PETRONAS MIE Racing Honda	Honda CBR1000 RR-R	IND	20	57.202	2.312	1'31.310	317,6	1'31.888	309,5
21	17	28 B. RAY	GBR	Yamaha Motox Racing WorldSBK Team	Yamaha YZF R1	IND	20	58.642	1.440	1'30.573	316,7	1'29.242	312,1
-----Not Classified-----													
RET	7	87 R. GARDNER	AUS	GYTR GRT Yamaha WorldSBK Team	Yamaha YZF R1		2	18 Laps		1'30.552	318,6	1'28.604	318,6

AIR	Humidity:	60%	Temp:	18°C
TRACK	Condition:	Dry	Temp:	35°C

Records	Pole [SP]	2024	N.Bulega	1'27.916	182,015 Km/h
	Race [SPRC]	2019	J.Rea	1'30.075	177,652 Km/h
	All Times [SP]	2024	N.Bulega	1'27.916	182,015 Km/h
Race Fastest Lap	[New Record]	Lap 11	N.Bulega	1'28.564	180,683 Km/h

No. Rider	From	To	Laps	Total
22 A. LOWES	1	1	1	1
29 A. IANNONE	2	6	5	5
11 N. BULEGA	7	8	2	
55 A. LOCATELLI	9	11	3	3
11 N. BULEGA	12	20	9	11

No. Rider	Laps
11 N. BULEGA	11
29 A. IANNONE	5
55 A. LOCATELLI	3
22 A. LOWES	1

24/02/2024 Start End The results are provisional until the end of the time limit for protests and appeals and the completion of the technical checks.

These data/results cannot be reproduced, stored and/or transmitted in whole or in part by any manner of electronic, mechanical, photocopying, recording, broadcasting or otherwise now known or herein after developed without the previous express consent by the copyright owner, except for reproduction in daily press and regular printed publications on sale to the public within 60 days of the event related to those data/results and always provided that copyright symbol appears together as follows below.

© DORNA WSBK ORGANIZATION Srl 2024

Grand Ridge Brewery Australian Round, 23–25 February 2024

Results Race 1

Race Highlights

Time	No. Rider	Description
15.40.00		Sighting Lap Started
15.57.59		Warm Up Lap Started
16.00.33		Start
16.02.09		No Jump Starts
16.04.49	87 R. GARDNER	Crashed - Turn 10
16.05.09	87 R. GARDNER	Re-joined
16.05.32	87 R. GARDNER	Entered Pits
16.06.12	1 A. BAUTISTA	Crashed - Turn 10
16.06.40		Incident in turn 10 involving #87 under investigation
16.06.45	1 A. BAUTISTA	Re-joined
16.07.00	87 R. GARDNER	Retired
16.08.51	28 B. RAY	Crashed - Turn 4
16.09.08	47 A. BASSANI	Long Lap Penalty - Irresponsible Riding
16.09.16	28 B. RAY	Re-joined
16.11.34	47 A. BASSANI	LLP Completed
16.13.48	11 N. BULEGA	Entered Pits
16.13.49	29 A. IANNONE	Entered Pits
16.13.49	22 A. LOWES	Entered Pits
16.13.50	54 T. RAZGATLIOGLU	Entered Pits
16.13.55	65 J. REA	Entered Pits
16.13.56	21 M. RINALDI	Entered Pits
16.14.15	1 A. BAUTISTA	Entered Pits
16.14.51	11 N. BULEGA	Exited Pits
16.14.52	54 T. RAZGATLIOGLU	Exited Pits
16.14.53	29 A. IANNONE	Exited Pits
16.14.53	22 A. LOWES	Exited Pits
16.15.00	21 M. RINALDI	Exited Pits
16.15.19	1 A. BAUTISTA	Exited Pits
16.15.20	65 J. REA	Exited Pits
16.15.20	9 D. PETRUCCI	Entered Pits
16.15.21	14 S. LOWES	Entered Pits
16.15.22	77 D. AEGERTER	Entered Pits
16.15.25	47 A. BASSANI	Entered Pits
16.15.25	31 G. GERLOFF	Entered Pits
16.15.39	53 T. RABAT	Entered Pits
16.15.40	95 T. MACKENZIE	Entered Pits
16.15.41	27 A. NORRODIN	Entered Pits
16.16.01	28 B. RAY	Entered Pits
16.16.26	77 D. AEGERTER	Exited Pits
16.16.28	47 A. BASSANI	Exited Pits
16.16.29	9 D. PETRUCCI	Exited Pits
16.16.29	14 S. LOWES	Exited Pits
16.16.29	31 G. GERLOFF	Exited Pits
16.16.43	53 T. RABAT	Exited Pits
16.16.45	27 A. NORRODIN	Exited Pits
16.16.47	95 T. MACKENZIE	Exited Pits
16.16.49	55 A. LOCATELLI	Entered Pits
16.16.51	60 M. VAN DER MARK	Entered Pits
16.16.54	45 S. REDDING	Entered Pits
16.16.55	97 X. VIERGE	Entered Pits
16.16.56	5 P. OETTL	Entered Pits
16.17.04	28 B. RAY	Exited Pits
16.17.53	55 A. LOCATELLI	Exited Pits
16.17.55	60 M. VAN DER MARK	Exited Pits
16.17.57	45 S. REDDING	Exited Pits
16.17.59	97 X. VIERGE	Exited Pits
16.18.01	5 P. OETTL	Exited Pits
16.18.30	54 T. RAZGATLIOGLU	Pit Time: 1'02.755 - > Penalty 1.225 at the end

Start End The results are provisional until the end of the time limit for protests and appeals
 16:00 16:33 and the completion of the technical checks.

These data/results cannot be reproduced, stored and/or transmitted in whole or in part by any manner of electronic, mechanical, photocopying, recording, broadcasting or otherwise now known or herein after developed without the previous express consent by the copyright owner, except for reproduction in daily press and regular printed publications on sale to the public within 60 days of the event related to those data/results and always provided that copyright symbol appears together as follows below.

© DORNA WSBK ORGANIZATION Srl 2024

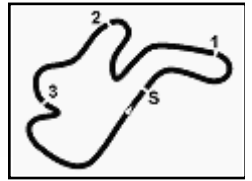
Grand Ridge Brewery Australian Round, 23-25 February 2024
Results Race 1

16.20.42	45 S. REDDING	Pit Time: 1'02.594 - > Penalty 2.030 at the end
16.21.09		2/3 of Race Distance Completed
16.31.45		Podium Confirmed
16.31.59		All pit times penalties applied
16.33.32		Results confirmed
16.33.47		End Of Session

	Start	End	The results are provisional until the end of the time limit for protests and appeals
24/02/2024	16:00	16:33	and the completion of the technical checks.

These data/results cannot be reproduced, stored and/or transmitted in whole or in part by any manner of electronic, mechanical, photocopying, recording, broadcasting or otherwise now known or herein after developed without the previous express consent by the copyright owner, except for reproduction in daily press and regular printed publications on sale to the public within 60 days of the event related to those data/results and always provided that copyright symbol appears together as follows below.

© DORNA WSBK ORGANIZATION Srl 2024



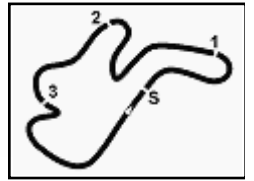
Grand Ridge Brewery Australian Round, 23–25 February 2024
Riders Standings

	Points	Points From First	Points From Previous	February 25 PHILLIP ISLAND	March 24 BARCELONA	April 21 ASSEN	June 16 MISANO	July 14 DONINGTON PARK	July 21 MOST	August 11 PORTIMAO	August 25 BALATON PARK	September 8 MAGNY-COURS	September 22 CREMONA CIRCUIT	September 29 ARAGON	October 20 JEREZ					
1 BULEGA Nicolo (ITA)	25			25																
2 LOCATELLI Andrea (ITA)	20	5		20																
3 IANNONE Andrea (ITA)	16	9	4	16																
4 LOWES Alex (GBR)	13	12	3	13																
5 RAZGATLIOGLU Toprak (TUR)	11	14	2	11																
6 AEGERTER Dominique (SUI)	10	15	1	10																
7 VAN DER MARK Michael (NED)	9	16	1	9																
8 PETRUCCI Danilo (ITA)	8	17	1	8																
9 GERLOFF Garrett (USA)	7	18	1	7																
10 VIERGE Xavi (ESP)	6	19	1	6																
11 REDDING Scott (GBR)	5	20	1	5																
12 BASSANI Axel (ITA)	4	21	1	4																
13 LOWES Sam (GBR)	3	22	1	3																
14 RINALDI Michael Ruben (ITA)	2	23	1	2																
15 BAUTISTA Alvaro (ESP)	1	24	1	1																

24/02/2024 First Line: Race 1 & 2 - Second Line: Tissot Superpole Race

These data/results cannot be reproduced, stored and/or transmitted in whole or in part by any manner of electronic, mechanical, photocopying, recording, broadcasting or otherwise now known or herein after developed without the previous express consent by the copyright owner, except for reproduction in daily press and regular printed publications on sale to the public within 60 days of the event related to those data/results and always provided that copyright symbol appears together as follows below.

© DORNA WSBK ORGANIZATION Srl 2024



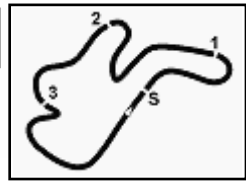
Grand Ridge Brewery Australian Round, 23–25 February 2024
Riders Standings

	Points	Points From First	Points From Previous	February 25 PHILLIP ISLAND	March 24 BARCELONA	April 21 ASSEN	June 16 MISANO	July 14 DONINGTON PARK	July 21 MOST	August 11 PORTIMAO	August 25 BALATON PARK	September 8 MAGNY-COURS	September 22 CREMONA CIRCUIT	September 29 ARAGON	October 20 JEREZ	
Independent Riders																
1 IANNONE Andrea (ITA)	16			16												
2 PETRUCCI Danilo (ITA)	8	8		8												
3 LOWES Sam (GBR)	3	13	5	3												
4 RINALDI Michael Ruben (ITA)	2	14	1	2												

24/02/2024 First Line: Race 1 & 2 - Second Line: Tissot Superpole Race

These data/results cannot be reproduced, stored and/or transmitted in whole or in part by any manner of electronic, mechanical, photocopying, recording, broadcasting or otherwise now known or herein after developed without the previous express consent by the copyright owner, except for reproduction in daily press and regular printed publications on sale to the public within 60 days of the event related to those data/results and always provided that copyright symbol appears together as follows below.

© DORNA WSBK ORGANIZATION Srl 2024



Phillip Island 4.445 m

Grand Ridge Brewery Australian Round, 23–25 February 2024
Manufacturers Standings

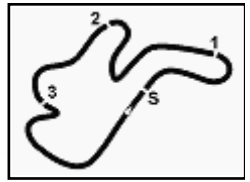
	Points	Points From First	Points From Previous	February 25 PHILLIP ISLAND	March 24 BARCELONA	April 21 ASSEN	June 16 MISANO	July 14 DONINGTON PARK	July 21 MOST	August 11 PORTIMAO	August 25 BALATON PARK	September 8 MAGNY-COURS	September 22 CREMONA CIRCUIT	September 29 ARAGON	October 20 JEREZ			
1 DUCATI	25			25														
2 YAMAHA	20	5		20														
3 KAWASAKI	13	12	7	13														
4 BMW	11	14	2	11														
5 HONDA	6	19	5	6														

24/02/2024 First Line: Race 1 & 2 - Second Line: Tissot Superpole Race

These data/results cannot be reproduced, stored and/or transmitted in whole or in part by any manner of electronic, mechanical, photocopying, recording, broadcasting or otherwise now known or herein after developed without the previous express consent by the copyright owner, except for reproduction in daily press and regular printed publications on sale to the public within 60 days of the event related to those data/results and always provided that copyright symbol appears together as follows below.

© DORNA WSBK ORGANIZATION Srl 2024





Grand Ridge Brewery Australian Round, 23-25 February 2024

Teams Standings

	February 25 PHILLIP ISLAND	March 24 BARCELONA	April 21 ASSEN	June 16 MISANO	July 14 DONINGTON PARK	July 21 MIST	August 11 PORTIMAO	August 25 BALATON PARK	September 8 MAGNY-COURS	September 22 CREMONA CIRCUIT	September 29 ARAGON	October 20 JEREZ	
1 Aruba.it Racing - Ducati	26												
BULEGA Nicolo	25	25											
BAUTISTA Alvaro	1	1											
2 Pata Prometeon Yamaha	20 [-6]												
LOCATELLI Andrea	20	20											
3 ROKiT BMW Motorrad WorldSBK Team	20 [-6]												
RAZGATLIOGLU Toprak	11	11											
VAN DER MARK Michael	9	9											
4 Kawasaki Racing Team WorldSBK	17 [-9]												
LOWES Alex	13	13											
BASSANI Axel	4	4											
5 Team GoEleven	16 [-10]												
IANNONE Andrea	16	16											
6 Bonovo Action BMW	12 [-14]												
GERLOFF Garrett	7	7											
REDDING Scott	5	5											
7 GYTR GRT Yamaha WorldSBK Team	10 [-16]												
AEGERTER Dominique	10	10											
8 Barni Spark Racing Team	8 [-18]												
PETRUCCI Danilo	8	8											
9 Team HRC	6 [-20]												
VIERGE Xavi	6	6											
10 ELF Marc VDS Racing Team	3 [-23]												
LOWES Sam	3	3											
11 Team Motocorsa Racing	2 [-24]												
RINALDI Michael Ruben	2	2											

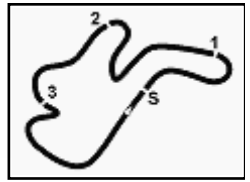
24/02/2024

These data/results cannot be reproduced, stored and/or transmitted in whole or in part by any manner of electronic, mechanical, photocopying, recording, broadcasting or otherwise now known or herein after developed without the previous express consent by the copyright owner, except for reproduction in daily press and regular printed publications on sale to the public within 60 days of the event related to those data/results and always provided that copyright symbol appears together as follows below.

© DORNA WSBK ORGANIZATION Srl 2024

FICR PERUGIA TIMING





Grand Ridge Brewery Australian Round, 23-25 February 2024

Teams Standings

	February 25 PHILLIP ISLAND	March 24 BARCELONA	April 21 ASSEN	June 16 MISANO	July 14 DONINGTON PARK	July 21 MOST	August 11 PORTIMAO	August 25 BALATON PARK	September 8 MAGNY-COURS	September 22 CREMONA CIRCUIT	September 29 ARAGON	October 20 JEREZ	
--	-------------------------------	-----------------------	-------------------	-------------------	---------------------------	-----------------	-----------------------	---------------------------	----------------------------	---------------------------------	------------------------	---------------------	--

Referent Teams

1 Aruba.it Racing - Ducati		26											
BULEGA Nicolo	25	25											
BAUTISTA Alvaro	1	1											
2 Pata Prometeon Yamaha		20 [-6]											
LOCATELLI Andrea	20	20											
3 ROKIT BMW Motorrad WorldSBK Team		20 [-6]											
RAZGATLIOGLU Toprak	11	11											
VAN DER MARK Michael	9	9											
4 Kawasaki Racing Team WorldSBK		17 [-9]											
LOWES Alex	13	13											
BASSANI Axel	4	4											
5 Bonovo Action BMW		12 [-14]											
GERLOFF Garrett	7	7											
REDDING Scott	5	5											
6 GYTR GRT Yamaha WorldSBK Team		10 [-16]											
AEGERTER Dominique	10	10											
7 Team HRC		6 [-20]											
VIERGE Xavi	6	6											

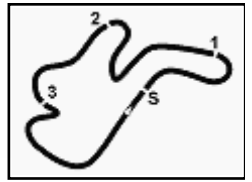
24/02/2024

These data/results cannot be reproduced, stored and/or transmitted in whole or in part by any manner of electronic, mechanical, photocopying, recording, broadcasting or otherwise now known or herein after developed without the previous express consent by the copyright owner, except for reproduction in daily press and regular printed publications on sale to the public within 60 days of the event related to those data/results and always provided that copyright symbol appears together as follows below.

© DORNA WSBK ORGANIZATION Srl 2024

FICR PERUGIA TIMING





Grand Ridge Brewery Australian Round, 23-25 February 2024

Teams Standings

	February 25 PHILLIP ISLAND	March 24 BARCELONA	April 21 ASSEN	June 16 MISANO	July 14 DONINGTON PARK	July 21 MOST	August 11 PORTIMAO	August 25 BALATON PARK	September 8 MAGNY-COURS	September 22 CREMONA CIRCUIT	September 29 ARAGON	October 20 JEREZ	
--	--------------------------------------	------------------------------	--------------------------	--------------------------	----------------------------------	------------------------	------------------------------	----------------------------------	-----------------------------------	--	-------------------------------	----------------------------	--

Independent Teams

1 Team GoEleven														16	
IANNONE Andrea	16	16													
2 Barni Spark Racing Team														8 [-8]	
PETRUCCI Danilo	8	8													
3 ELF Marc VDS Racing Team														3 [-13]	
LOWES Sam	3	3													
4 Team Motocorsa Racing														2 [-14]	
RINALDI Michael Ruben	2	2													

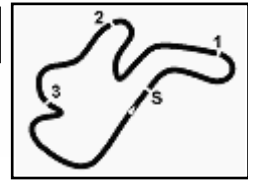
24/02/2024

These data/results cannot be reproduced, stored and/or transmitted in whole or in part by any manner of electronic, mechanical, photocopying, recording, broadcasting or otherwise now known or herein after developed without the previous express consent by the copyright owner, except for reproduction in daily press and regular printed publications on sale to the public within 60 days of the event related to those data/results and always provided that copyright symbol appears together as follows below.

© DORNA WSBK ORGANIZATION Srl 2024

FICR PERUGIA TIMING





Phillip Island 4.445 m

Grand Ridge Brewery Australian Round, 23-25 February 2024
Pirelli Best Lap Award

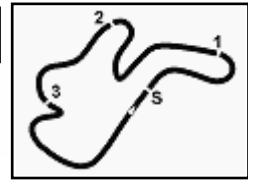
	Points	Points From First	Points From Previous	February 25 PHILLIP ISLAND	March 24 BARCELONA	April 21 ASSEN	June 16 MISANO	July 14 DONINGTON PARK	July 21 MONZA	August 11 PORTIMAO	August 25 BALATON PARK	September 8 MAGNY-COURS	September 22 CREMONA CIRCUIT	September 29 ARAGON	October 20 JEREZ			
7 BULEGA Nicolo (ITA)	1			1														

24/02/2024

First Line: Race 1 & 2 - Second Line: Tissot Superpole Race

These data/results cannot be reproduced, stored and/or transmitted in whole or in part by any manner of electronic, mechanical, photocopying, recording, broadcasting or otherwise now known or herein after developed without the previous express consent by the copyright owner, except for reproduction in daily press and regular printed publications on sale to the public within 60 days of the event related to those data/results and always provided that copyright symbol appears together as follows below.

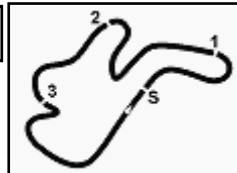
© DORNA WSBK ORGANIZATION Srl 2024



Grand Ridge Brewery Australian Round, 23-25 February 2024
Best Finish Award Race 1

	Points	Points From First	Points From Previous	February 25 PHILLIP ISLAND	March 24 BARCELONA	April 21 ASSEN	June 16 MISANO	July 14 DONINGTON PARK	July 21 MOST	August 11 PORTIMAO	August 25 BALATON PARK	September 8 MAGNY-COURS	September 22 CREMONA CIRCUIT	September 29 ARAGON	October 20 JEREZ			
<u>1</u> REDDING Scott (GBR)	9			9 11														
<u>2</u> VAN DER MARK Michael (NED)	9	0		9 7														
<u>3</u> GERLOFF Garrett (USA)	5	4	4	5 9														
<u>4</u> LOCATELLI Andrea (ITA)	4	5	1	4 2														
<u>5</u> PETRUCCI Danilo (ITA)	4	5	0	4 8														
<u>6</u> BASSANI Axel (ITA)	3	6	1	3 12														
<u>7</u> MACKENZIE Tarran (GBR)	2	7	1	2 19														
<u>8</u> NORRODIN Adam (MAS)	2	7	0	2 20														
<u>9</u> OETTL Philipp (GER)	2	7	0	2 16														
<u>10</u> RABAT Tito (ESP)	2	7	0	2 18														
<u>11</u> VIERGE Xavi (ESP)	2	7	0	2 10														
<u>12</u> RAZGATLIOGLU Toprak (TUR)	1	8	1	1 5														

24/02/2024 First Line: Championship Standings - Second Line: Race Position - Underline: Best Finisher
These data/results cannot be reproduced, stored and/or transmitted in whole or in part by any manner of electronic, mechanical, photocopying, recording, broadcasting or otherwise now known or herein after developed without the previous express consent by the copyright owner, except for reproduction in daily press and regular printed publications on sale to the public within 60 days of the event related to those data/results and always provided that copyright symbol appears together as follows below.
© DORNA WSBK ORGANIZATION Srl 2024



Grand Ridge Brewery Australian Round, 23-25 February 2024

Best Sectors & Speed Race 1

Phillip Island 4.445 m

RESULTS

Pos	Rank	Name	Team	Laps
1	11	N. BULEGA	Ducati Panigale V4R	20
2	55	A. LOCATELLI	Yamaha YZF R1	2.280
3	29	A. IANNONE	Ducati Panigale V4R	2.630
4	22	A. LOWES	Kawasaki ZX-10RR	4.728
5	54	T. RAZGATLIOGLU	BMW M 1000 RR	5.706
6	77	D. AEGERTER	Yamaha YZF R1	8.333
7	60	M. VAN DER MARK	BMW M 1000 RR	8.647
8	9	D. PETRUCCI	Ducati Panigale V4R	9.965
9	31	G. GERLOFF	BMW M 1000 RR	11.699
10	97	X. VIERGE	Honda CBR1000 RR-R	12.423
11	45	S. REDDING	BMW M 1000 RR	14.413
12	47	A. BASSANI	Kawasaki ZX-10RR	16.668
13	14	S. LOWES	Ducati Panigale V4R	18.388
14	21	M. RINALDI	Ducati Panigale V4R	23.560
15	1	A. BAUTISTA	Ducati Panigale V4R	32.471
16	5	P. OETTL	Yamaha YZF R1	35.580
17	65	J. REA	Yamaha YZF R1	37.949
18	53	T. RABAT	Kawasaki ZX-10RR	39.427
19	95	T. MACKENZIE	Honda CBR1000 RR-R	54.890
20	27	A. NORRODIN	Honda CBR1000 RR-R	57.202
21	28	B. RAY	Yamaha YZF R1	58.642
RET	87	R. GARDNER	Yamaha YZF R1	18 Laps

SPEED

Pos	Rank	Name	Team	Speed
1	60	M. VAN DER MARK	BMW M 1000 RR	328,3
2	97	X. VIERGE	Honda CBR1000 RR-R	328,3
3	9	D. PETRUCCI	Ducati Panigale V4R	328,3
4	11	N. BULEGA	Ducati Panigale V4R	326,3
5	21	M. RINALDI	Ducati Panigale V4R	326,3
6	47	A. BASSANI	Kawasaki ZX-10RR	325,3
7	31	G. GERLOFF	BMW M 1000 RR	325,3
8	22	A. LOWES	Kawasaki ZX-10RR	324,3
9	54	T. RAZGATLIOGLU	BMW M 1000 RR	324,3
10	1	A. BAUTISTA	Ducati Panigale V4R	324,3
11	65	J. REA	Yamaha YZF R1	323,4
12	45	S. REDDING	BMW M 1000 RR	322,4
13	14	S. LOWES	Ducati Panigale V4R	322,4
14	53	T. RABAT	Kawasaki ZX-10RR	322,4
15	29	A. IANNONE	Ducati Panigale V4R	321,4
16	55	A. LOCATELLI	Yamaha YZF R1	320,5
17	77	D. AEGERTER	Yamaha YZF R1	320,5
18	87	R. GARDNER	Yamaha YZF R1	318,6
19	27	A. NORRODIN	Honda CBR1000 RR-R	317,6
20	5	P. OETTL	Yamaha YZF R1	316,7
21	28	B. RAY	Yamaha YZF R1	316,7
22	95	T. MACKENZIE	Honda CBR1000 RR-R	313,0

SEG. 1

1	11	N. BULEGA	21.065
2	22	A. LOWES	21.133
3	60	M. VAN DER MARK	21.155
4	77	D. AEGERTER	21.199
5	29	A. IANNONE	21.202
6	87	R. GARDNER	21.245
7	55	A. LOCATELLI	21.252
8	54	T. RAZGATLIOGLU	21.304
9	14	S. LOWES	21.318
10	1	A. BAUTISTA	21.321
11	31	G. GERLOFF	21.360
12	47	A. BASSANI	21.375
13	65	J. REA	21.401
14	97	X. VIERGE	21.404
15	9	D. PETRUCCI	21.420
16	5	P. OETTL	21.433
17	45	S. REDDING	21.523
18	21	M. RINALDI	21.551
19	28	B. RAY	21.603
20	53	T. RABAT	21.686
21	95	T. MACKENZIE	21.689
22	27	A. NORRODIN	21.813

SEG. 2

1	11	N. BULEGA	25.566
2	55	A. LOCATELLI	25.569
3	1	A. BAUTISTA	25.658
4	31	G. GERLOFF	25.674
5	9	D. PETRUCCI	25.685
6	22	A. LOWES	25.733
7	29	A. IANNONE	25.739
8	60	M. VAN DER MARK	25.761
9	45	S. REDDING	25.766
10	47	A. BASSANI	25.769
11	14	S. LOWES	25.785
12	77	D. AEGERTER	25.809
13	54	T. RAZGATLIOGLU	25.814
14	97	X. VIERGE	25.816
15	5	P. OETTL	25.863
16	65	J. REA	25.888
17	21	M. RINALDI	25.893
18	87	R. GARDNER	25.909
19	53	T. RABAT	26.041
20	28	B. RAY	26.078
21	95	T. MACKENZIE	26.235
22	27	A. NORRODIN	26.375

SEG. 3

1	11	N. BULEGA	16.821
2	29	A. IANNONE	16.912
3	55	A. LOCATELLI	16.928
4	22	A. LOWES	16.937
5	77	D. AEGERTER	16.965
6	14	S. LOWES	17.022
7	65	J. REA	17.034
8	54	T. RAZGATLIOGLU	17.037
9	9	D. PETRUCCI	17.038
10	1	A. BAUTISTA	17.041
11	21	M. RINALDI	17.044
12	31	G. GERLOFF	17.044
13	60	M. VAN DER MARK	17.091
14	5	P. OETTL	17.114
15	47	A. BASSANI	17.129
16	45	S. REDDING	17.143
17	87	R. GARDNER	17.144
18	97	X. VIERGE	17.151
19	28	B. RAY	17.282
20	53	T. RABAT	17.346
21	95	T. MACKENZIE	17.506
22	27	A. NORRODIN	17.515

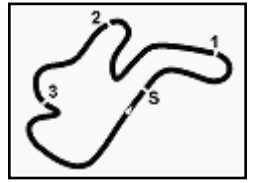
SEG. 4

1	31	G. GERLOFF	24.775
2	55	A. LOCATELLI	24.818
3	54	T. RAZGATLIOGLU	24.825
4	60	M. VAN DER MARK	24.861
5	97	X. VIERGE	24.868
6	29	A. IANNONE	24.880
7	14	S. LOWES	24.903
8	11	N. BULEGA	24.911
9	47	A. BASSANI	24.923
10	45	S. REDDING	24.942
11	9	D. PETRUCCI	24.943
12	77	D. AEGERTER	24.949
13	65	J. REA	24.995
14	1	A. BAUTISTA	24.996
15	22	A. LOWES	24.997
16	21	M. RINALDI	24.999
17	5	P. OETTL	25.038
18	87	R. GARDNER	25.122
19	28	B. RAY	25.230
20	95	T. MACKENZIE	25.264
21	53	T. RABAT	25.268
22	27	A. NORRODIN	25.462

24/02/2024

These data/results cannot be reproduced, stored and/or transmitted in whole or in part by any manner of electronic, mechanical, photocopying, recording, broadcasting or otherwise now known or herein after developed without the previous express consent by the copyright owner, except for reproduction in daily press and regular printed publications on sale to the public within 60 days of the event related to those data/results and always provided that copyright symbol appears together as follows below.

© DORNA WSBK ORGANIZATION Srl 2024



Phillip Island 4.445 m

1 / 4

Grand Ridge Brewery Australian Round, 23–25 February 2024
Lap Chart Race 1

	Lap																			
	1	2	3	4	5	6	7	8	9	10	11	12	13	14	15	16	17	18	19	20
1	22	29	29	29	29	29	11	11	55	55	55	11	11	11	11	11	11	11	11	11
2	29	22	22	22	22	11	22	22	9	60	45	29	29	29	55	55	55	55	55	55
3	1	54	11	11	11	22	29	29	14	45	60	54	22	55	29	29	29	29	29	29
4	54	1	54	54	54	54	55	54	60	97	11	22	55	22	22	54	54	54	54	54
5	11	11	55	55	55	55	54	55	77	5	97	55	54	54	54	22	22	22	22	22
6	14	14	14	14	14	9	9	9	45	31	5	60	60	60	60	60	60	77	60	77
7	21	55	9	9	9	14	60	60	97	77	54	77	77	77	77	77	77	60	77	60
8	55	9	47	47	60	60	14	14	47	47	22	45	9	9	9	9	9	9	9	9
9	9	47	65	65	47	47	47	77	31	9	29	47	47	45	45	45	45	45	45	31
10	87	87	1	60	65	65	77	65	5	14	77	9	45	97	97	97	97	97	97	45
11	47	21	60	77	77	77	65	45	53	11	9	31	31	47	31	31	31	31	31	97
12	65	65	21	21	21	21	21	97	95	22	47	97	97	31	47	47	47	47	47	47
13	77	77	77	97	97	97	45	47	27	54	31	21	21	5	5	5	14	14	14	14
14	97	60	97	45	45	45	97	21	28	29	14	5	5	21	21	21	21	21	21	21
15	60	97	31	31	5	31	31	31	54	21	21	14	14	14	14	5	5	1	1	1
16	31	31	5	5	31	5	5	5	11	53	53	53	53	53	1	1	1	1	5	5
17	5	5	45	53	53	95	95	95	29	27	27	1	1	1	53	53	65	65	65	65
18	45	45	28	28	28	27	53	53	22	95	1	65	65	65	65	53	53	53	53	53
19	28	28	53	95	95	53	27	27	21	1	95	27	27	27	95	95	95	95	95	95
20	53	53	95	27	27	1	1	1	65	65	95	95	95	95	27	27	27	27	27	27
21	95	95	27	1	1	28	28	28	65	28	28	28	28	28	28	28	28	28	28	28
22	27	27																		

Final Result		
1	11 N. BULEGA	Laps 20
2	55 A. LOCATELLI	2.280
3	29 A. IANNONE	2.630
4	22 A. LOWES	4.728
5	54 T. RAZGATLIOGLU (P)	5.706
6	77 D. AEGERTER	8.333
7	60 M. VAN DER MARK	8.647
8	9 D. PETRUCCI	9.965
9	31 G. GERLOFF	11.699
10	97 X. VIERGE	12.423
11	45 S. REDDING (P)	14.413
12	47 A. BASSANI	16.668
13	14 S. LOWES	18.388
14	21 M. RINALDI	23.560
15	1 A. BAUTISTA	32.471
16	5 P. OETTL	35.580
17	65 J. REA	37.949
18	53 T. RABAT	39.427
19	95 T. MACKENZIE	54.890
20	27 A. NORRODIN	57.202
21	28 B. RAY	58.642
RET	87 R. GARDNER	18 Laps

24/02/2024

These data/results cannot be reproduced, stored and/or transmitted in whole or in part by any manner of electronic, mechanical, photocopying, recording, broadcasting or otherwise now known or herein after developed without the previous express consent by the copyright owner, except for reproduction in daily press and regular printed publications on sale to the public within 60 days of the event related to those data/results and always provided that copyright symbol appears together as follows below.

© DORNA WSBK ORGANIZATION Srl 2024

Grand Ridge Brewery Australian Round, 23-25 February 2024

Lap Chart Race 1

3 / 4

13	21	M.Rinaldi	12.721
14	5	P.Oetli	13.011
15	14	S.Lowes	15.788
16	53	T.Rabat	29.639
17	1	A.Bautista	30.983
18	65	J.Rea	31.509
19	27	A.Norrodin	34.995
20	95	T.Mackenzie	35.187
21	28	B.Ray	50.068

17	53	T.Rabat	34.189
18	65	J.Rea	34.229
19	95	T.Mackenzie	43.938
20	27	A.Norrodin	44.710
21	28	B.Ray	53.691

21	28	B.Ray	58.525
----	----	-------	--------

Lap 14

1	11	N.Bulega	21'58.224
2	29	A.Iannone	4.028
3	55	A.Locatelli	4.093
4	22	A.Lowes	4.788
5	54	T.Razgatlioglu	4.823
6	60	M.van der Mark	7.104
7	77	D.Aegerter	7.331
8	9	D.Petrucci	10.269
9	45	S.Redding	11.098
10	97	X.Vierge	11.438
11	47	A.Bassani	11.442
12	31	G.Gerloff	11.496
13	5	P.Oetli	13.628
14	21	M.Rinaldi	14.305
15	14	S.Lowes	16.223
16	53	T.Rabat	31.687
17	1	A.Bautista	31.707
18	65	J.Rea	33.004
19	27	A.Norrodin	38.582
20	95	T.Mackenzie	38.717
21	28	B.Ray	51.478

Lap 17

1	11	N.Bulega	26'26.396
2	55	A.Locatelli	3.000
3	29	A.Iannone	4.771
4	54	T.Razgatlioglu	5.043
5	22	A.Lowes	5.444
6	60	M.van der Mark	8.275
7	77	D.Aegerter	8.441
8	9	D.Petrucci	10.708
9	45	S.Redding	11.826
10	97	X.Vierge	12.261
11	31	G.Gerloff	12.399
12	47	A.Bassani	14.058
13	14	S.Lowes	17.267
14	21	M.Rinaldi	18.436
15	5	P.Oetli	23.901
16	1	A.Bautista	32.107
17	65	J.Rea	35.851
18	53	T.Rabat	36.098
19	95	T.Mackenzie	46.939
20	27	A.Norrodin	47.644
21	28	B.Ray	55.264

Lap 20

1	11	N.Bulega	30'55.801
2	55	A.Locatelli	2.280
3	29	A.Iannone	2.630
4	54	T.Razgatlioglu	4.481
5	22	A.Lowes	4.728
6	77	D.Aegerter	8.333
7	60	M.van der Mark	8.647
8	9	D.Petrucci	9.965
9	31	G.Gerloff	11.699
10	45	S.Redding	12.383
11	97	X.Vierge	12.423
12	47	A.Bassani	16.668
13	14	S.Lowes	18.388
14	21	M.Rinaldi	23.560
15	1	A.Bautista	32.471
16	5	P.Oetli	35.580
17	65	J.Rea	37.949
18	53	T.Rabat	39.427
19	95	T.Mackenzie	54.890
20	27	A.Norrodin	57.202
21	28	B.Ray	58.642

Lap 15

1	11	N.Bulega	23'27.917
2	55	A.Locatelli	3.464
3	29	A.Iannone	3.710
4	22	A.Lowes	4.474
5	54	T.Razgatlioglu	4.505
6	60	M.van der Mark	7.111
7	77	D.Aegerter	7.347
8	9	D.Petrucci	10.184
9	45	S.Redding	11.153
10	97	X.Vierge	11.402
11	31	G.Gerloff	11.545
12	47	A.Bassani	12.396
13	5	P.Oetli	13.607
14	21	M.Rinaldi	15.032
15	14	S.Lowes	15.941
16	1	A.Bautista	31.579
17	53	T.Rabat	32.691
18	65	J.Rea	33.595
19	95	T.Mackenzie	41.500
20	27	A.Norrodin	41.840
21	28	B.Ray	52.431

Lap 18

1	11	N.Bulega	27'55.631
2	55	A.Locatelli	3.057
3	29	A.Iannone	4.521
4	54	T.Razgatlioglu	5.102
5	22	A.Lowes	5.662
6	77	D.Aegerter	8.748
7	60	M.van der Mark	8.757
8	9	D.Petrucci	10.942
9	45	S.Redding	12.216
10	97	X.Vierge	12.563
11	31	G.Gerloff	12.626
12	47	A.Bassani	15.313
13	14	S.Lowes	18.167
14	21	M.Rinaldi	20.378
15	5	P.Oetli	29.221
16	1	A.Bautista	32.444
17	65	J.Rea	37.041
18	53	T.Rabat	37.667
19	95	T.Mackenzie	50.281
20	27	A.Norrodin	51.010
21	28	B.Ray	56.893

Lap 16

1	11	N.Bulega	24'57.269
2	55	A.Locatelli	3.205
3	29	A.Iannone	3.313
4	54	T.Razgatlioglu	4.697
5	22	A.Lowes	5.078
6	60	M.van der Mark	7.550
7	77	D.Aegerter	7.856
8	9	D.Petrucci	10.228
9	45	S.Redding	11.400
10	97	X.Vierge	11.739
11	31	G.Gerloff	11.821
12	47	A.Bassani	13.258
13	5	P.Oetli	14.223
14	21	M.Rinaldi	16.533
15	14	S.Lowes	16.557
16	1	A.Bautista	31.764

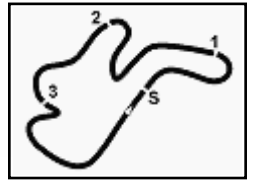
Lap 19

1	11	N.Bulega	29'25.170
2	55	A.Locatelli	2.957
3	29	A.Iannone	4.094
4	54	T.Razgatlioglu	5.451
5	22	A.Lowes	5.542
6	60	M.van der Mark	9.271
7	77	D.Aegerter	9.328
8	9	D.Petrucci	10.930
9	45	S.Redding	12.605
10	97	X.Vierge	12.798
11	31	G.Gerloff	12.944
12	47	A.Bassani	16.301
13	14	S.Lowes	18.489
14	21	M.Rinaldi	21.916
15	1	A.Bautista	32.825
16	5	P.Oetli	32.844
17	65	J.Rea	37.968
18	53	T.Rabat	38.789
19	95	T.Mackenzie	53.249
20	27	A.Norrodin	54.584

24/02/2024

These data/results cannot be reproduced, stored and/or transmitted in whole or in part by any manner of electronic, mechanical, photocopying, recording, broadcasting or otherwise now known or herein after developed without the previous express consent by the copyright owner, except for reproduction in daily press and regular printed publications on sale to the public within 60 days of the event related to those data/results and always provided that copyright symbol appears together as follows below.

© DORNA WSBK ORGANIZATION Srl 2024



Phillip Island 4.445 m

4 / 4

Grand Ridge Brewery Australian Round, 23-25 February 2024

Lap Chart Race 1

Race Pace Comparison

	11 Bul	55 Loc	29 Ian	22 ALo	54 Raz	77 Aeg	60 vdM	9 Pet	31 Ger	97 Vie	45 Red	47 Bas	14 SL0	21 Rin
1	1'36.166	1'36.628	1'35.782	1'35.746	1'35.947	1'37.571	1'37.796	1'36.673	1'37.860	1'37.719	1'38.336	1'37.212	1'36.331	1'36.367
2	1'29.920	1'30.105	1'29.715	1'30.075	1'29.957	1'30.146	1'29.991	1'30.092	1'30.254	1'30.283	1'30.548	1'29.942	1'30.038	1'31.154
3	1'29.706	1'29.557	1'29.875	1'29.784	1'30.190	1'30.184	1'29.515	1'29.988	1'30.193	1'30.197	1'30.029	1'29.874	1'30.097	1'30.010
4	1'29.615	1'29.670	1'29.680	1'29.760	1'29.558	1'29.830	1'29.859	1'29.509	1'30.947	1'30.188	1'30.102	1'29.935	1'29.695	1'30.250
5	1'29.855	1'29.724	1'29.779	1'29.860	1'29.722	1'29.625	1'29.426	1'29.838	1'30.511	1'30.062	1'29.701	1'29.976	1'29.894	1'30.368
6	1'29.602	1'29.820	1'29.946	1'30.059	1'29.941	1'29.966	1'29.604	1'29.486	1'29.577	1'29.993	1'29.855	1'30.071	1'30.045	1'29.995
7	1'29.235	1'29.390	1'29.882	1'29.334	1'29.615	1'29.848	1'29.545	1'29.592	1'29.510	1'30.333	1'29.960	1'29.510	1'29.841	1'30.193
8	1'29.050	1'29.563	1'28.989	1'28.970	1'29.344	1'30.008	1'29.580	1'29.503	1'30.752	1'30.158	1'29.861	1'32.635	1'29.648	1'31.224
9	2'20.302	1'29.887	2'19.966	2'21.154	2'13.811	1'29.349	1'30.235	1'29.710	1'29.684	1'29.798	1'29.912	1'30.012	1'29.571	2'22.260
10	1'38.513	1'29.296	1'41.404	1'39.493	1'46.174	2'20.474	1'30.016	2'26.667	2'11.612	1'30.340	1'29.944	2'20.883	2'26.134	1'39.793
11	1'28.564	2'16.729	1'29.008	1'29.753	1'29.620	1'40.563	2'21.531	1'39.105	1'49.848	2'22.518	2'15.148	1'40.198	1'40.159	1'30.203
12	1'29.063	1'43.427	1'29.326	1'29.714	1'29.811	1'29.086	1'39.305	1'29.648	1'29.113	1'38.821	1'46.098	1'29.398	1'33.772	1'29.793
13	1'29.363	1'29.565	1'29.476	1'29.587	1'29.708	1'29.279	1'29.233	1'29.412	1'30.101	1'29.826	1'30.171	1'29.901	1'29.517	1'30.065
14	1'29.270	1'28.956	1'29.424	1'29.723	1'29.649	1'29.626	1'29.692	1'29.270	1'29.758	1'29.426	1'29.657	1'30.119	1'29.705	1'30.854
15	1'29.693	1'29.064	1'29.375	1'29.379	1'29.375	1'29.709	1'29.700	1'29.608	1'29.742	1'29.657	1'29.748	1'30.647	1'29.411	1'30.420
16	1'29.352	1'29.093	1'28.955	1'29.956	1'29.544	1'29.861	1'29.791	1'29.396	1'29.628	1'29.689	1'29.599	1'30.214	1'29.968	1'30.853
17	1'29.127	1'28.922	1'30.585	1'29.493	1'29.473	1'29.712	1'29.852	1'29.607	1'29.705	1'29.649	1'29.553	1'29.927	1'29.837	1'31.030
18	1'29.235	1'29.292	1'28.985	1'29.453	1'29.294	1'29.542	1'29.717	1'29.469	1'29.462	1'29.537	1'29.625	1'30.490	1'30.135	1'31.177
19	1'29.539	1'29.439	1'29.112	1'29.419	1'29.888	1'30.119	1'30.053	1'29.527	1'29.857	1'29.774	1'29.928	1'30.527	1'29.861	1'31.077
20	1'30.631	1'29.954	1'29.167	1'29.817	1'29.661	1'29.636	1'30.007	1'29.666	1'29.386	1'30.256	1'30.409	1'30.998	1'30.530	1'32.275

	1 Bau	5 Det	65 Rea	53 Rab	95 Mac	27 Nor	28 Ray	87 Gar
1	1'35.904	1'38.117	1'37.505	1'38.938	1'39.108	1'39.480	1'38.576	1'36.911
2	1'30.053	1'30.290	1'30.128	1'30.719	1'31.346	1'31.619	1'30.573	1'30.552
3	1'31.291	1'30.339	1'29.596	1'30.616	1'30.971	1'31.324	1'30.745	
4	1'50.263	1'30.513	1'29.839	1'31.498	1'31.867	1'31.388	1'32.189	
5	1'31.069	1'30.497	1'30.137	1'31.135	1'31.052	1'31.310	1'31.068	
6	1'30.268	1'30.290	1'30.065	1'34.450	1'31.887	1'32.155	1'56.330	
7	1'30.163	1'29.884	1'29.975	1'31.619	1'32.307	1'32.425	1'31.854	
8	1'29.951	1'30.154	1'30.952	1'31.764	1'32.091	1'31.981	1'30.875	
9	2'21.791	1'30.671	2'43.241	1'31.662	1'32.218	1'31.443	1'31.187	
10	1'39.804	1'30.114	1'39.269	2'22.992	2'26.694	2'24.242	2'21.946	
11	1'29.594	2'21.123	1'29.572	1'40.361	1'40.657	1'41.184	1'42.252	
12	1'30.192	1'40.338	1'30.378	1'31.222	1'32.113	1'32.319	1'30.796	
13	1'29.594	1'29.635	1'29.806	1'31.617	1'31.830	1'33.079	1'30.631	
14	1'29.994	1'29.887	1'30.765	1'31.318	1'32.800	1'32.857	1'30.680	
15	1'29.565	1'29.672	1'30.284	1'30.697	1'32.476	1'32.951	1'30.646	
16	1'29.537	1'29.968	1'29.986	1'30.850	1'31.790	1'32.222	1'30.612	
17	1'29.470	1'38.805	1'30.749	1'31.036	1'32.128	1'32.061	1'30.700	
18	1'29.572	1'34.555	1'30.425	1'30.804	1'32.577	1'32.601	1'30.864	
19	1'29.920	1'33.162	1'30.466	1'30.661	1'32.507	1'33.113	1'31.171	
20	1'30.277	1'33.367	1'30.612	1'31.269	1'32.272	1'33.249	1'30.748	

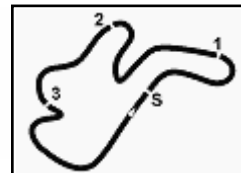
24/02/2024

These data/results cannot be reproduced, stored and/or transmitted in whole or in part by any manner of electronic, mechanical, photocopying, recording, broadcasting or otherwise now known or herein after developed without the previous express consent by the copyright owner, except for reproduction in daily press and regular printed publications on sale to the public within 60 days of the event related to those data/results and always provided that copyright symbol appears together as follows below.

© DORNA WSBK ORGANIZATION Srl 2024

FICR PERUGIA TIMING





Grand Ridge Brewery Australian Round, 23-25 February 2024

Chronological Analysis Race 1

Start at 16:00'21.698

2 / 4

10	21.253	25.897	17.137	1'16.187	2'20.474P	316,7	16:16'18.699	4	21.702	25.991	17.370	25.884	1'30.947	305,9	16:06'30.952
11	32.527	25.855	17.041	25.140	1'40.563P		16:17'59.262	5	22.267	26.078	17.180	24.986	1'30.511	319,5	16:08'01.463
12	21.318	25.809	17.010	24.949	1'29.086	310,3	16:19'28.348	6	21.564	25.798	17.173	25.042	1'29.577	318,6	16:09'31.040
13	21.288	25.836	16.965	25.190	1'29.279	316,7	16:20'57.627	7	21.532	25.887	17.088	25.003	1'29.510	320,5	16:11'00.550
14	21.412	25.924	17.108	25.182	1'29.626	315,8	16:22'27.253	8	21.746	26.461	17.347	25.198	1'30.752	316,7	16:12'31.302
15	21.318	26.021	17.158	25.212	1'29.709	316,7	16:23'56.962	9	21.360	26.040	17.346	24.938	1'29.684	323,4	16:14'00.986
16	21.343	25.958	17.193	25.367	1'29.861	315,8	16:25'26.823	10	21.720	26.047	17.226	1'06.619	2'11.612P	314,9	16:16'12.598
17	21.339	25.998	17.170	25.205	1'29.712	317,6	16:26'56.535	11	42.105	25.864	17.044	24.835	1'49.848P		16:18'02.446
18	21.400	25.817	17.120	25.205	1'29.542	318,6	16:28'26.077	12	21.455	25.674	17.045	24.939	1'29.113	318,6	16:19'31.559
19	21.584	26.044	17.176	25.315	1'30.119	310,3	16:29'56.196	13	21.707	26.047	17.335	25.012	1'30.101	314,9	16:21'01.660
20	21.478	25.885	16.987	25.286	1'29.636	315,8	16:31'25.832	14	21.469	26.400	17.114	24.775	1'29.758	321,4	16:22'31.418

Race Time 31'04.134

7° 60 M. VAN DER MARK [1'29.233]

Lap	Seg1	Seg2	Seg3	Seg4	Lap Time	km/h	Local Time
1		26.805	17.368	25.144	1'37.796		16:01'59.494
2	21.680	26.034	17.121	25.156	1'29.991	315,8	16:03'29.485
3	21.450	26.020	17.091	24.954	1'29.515	324,3	16:04'59.000
4	21.557	26.009	17.182	25.111	1'29.859	322,4	16:06'28.859
5	21.418	25.991	17.156	24.861	1'29.426	327,3	16:07'58.285
6	21.362	26.014	17.208	25.020	1'29.604	318,6	16:09'27.889
7	21.374	25.896	17.152	25.123	1'29.545	328,3	16:10'57.434
8	21.377	25.906	17.234	25.063	1'29.580	320,5	16:12'27.014
9	21.786	26.068	17.175	25.206	1'30.235	317,6	16:13'57.249
10	21.372	25.917	17.274	25.453	1'30.016	314,9	16:15'27.265
11	21.491	25.994	17.399	1'16.647	2'21.531P	311,2	16:17'48.796
12	31.460	25.782	17.146	24.917	1'39.305P		16:19'28.101
13	21.155	25.761	17.253	25.064	1'29.233	314,9	16:20'57.334
14	21.416	25.923	17.245	25.108	1'29.692	314,9	16:22'27.026
15	21.357	25.952	17.285	25.106	1'29.700	313,0	16:23'56.726
16	21.374	25.950	17.275	25.192	1'29.791	314,0	16:25'26.517
17	21.389	26.022	17.289	25.152	1'29.852	314,9	16:26'56.369
18	21.434	26.089	17.168	25.026	1'29.717	312,1	16:28'26.086
19	21.460	25.904	17.268	25.421	1'30.053	315,8	16:29'56.139
20	21.628	26.014	17.219	25.146	1'30.007	312,1	16:31'26.146

Race Time 31'04.448

8° 9 D. PETRUCCI [1'29.270]

Lap	Seg1	Seg2	Seg3	Seg4	Lap Time	km/h	Local Time
1		26.605	17.301	25.011	1'36.673		16:01'58.371
2	21.689	26.074	17.217	25.112	1'30.092	323,4	16:03'28.463
3	21.665	25.851	17.326	25.146	1'29.988	320,5	16:04'58.451
4	21.450	25.868	17.191	25.000	1'29.509	324,3	16:06'27.960
5	21.614	26.072	17.118	25.034	1'29.838	323,4	16:07'57.798
6	21.507	25.842	17.154	24.983	1'29.486	316,7	16:09'27.284
7	21.558	25.920	17.051	25.063	1'29.592	328,3	16:10'56.876
8	21.639	25.833	17.059	24.972	1'29.503	322,4	16:12'26.379
9	21.420	26.035	17.087	25.168	1'29.710	323,4	16:13'56.089
10	21.720	25.734	17.038	1'22.175	2'26.667P	309,5	16:16'22.756
11	30.862	25.950	17.217	25.076	1'39.105P		16:18'01.861
12	21.619	25.821	17.108	25.100	1'29.648	311,2	16:19'31.509
13	21.448	25.747	17.191	25.026	1'29.412	326,3	16:21'00.921
14	21.445	25.696	17.113	25.016	1'29.270	316,7	16:22'30.191
15	21.595	25.795	17.117	25.101	1'29.608	315,8	16:23'59.799
16	21.576	25.697	17.175	24.948	1'29.396	314,9	16:25'29.195
17	21.615	25.759	17.128	25.105	1'29.607	315,8	16:26'58.802
18	21.613	25.787	17.126	24.943	1'29.469	313,0	16:28'28.271
19	21.554	25.685	17.171	25.117	1'29.527	312,1	16:29'57.798
20	21.602	25.789	17.234	25.041	1'29.666	316,7	16:31'27.464

Race Time 31'05.766

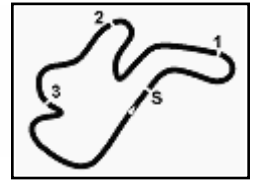
9° 31 G. GERLOFF [1'29.113]

Lap	Seg1	Seg2	Seg3	Seg4	Lap Time	km/h	Local Time
1		27.006	17.523	25.208	1'37.860		16:01'59.558
2	21.834	26.160	17.226	25.034	1'30.254	304,2	16:03'29.812
3	21.688	26.135	17.287	25.083	1'30.193	314,0	16:05'00.005

24/02/2024 P = Pits In/Out - C = Lap Time Cancelled

These data/results cannot be reproduced, stored and/or transmitted in whole or in part by any manner of electronic, mechanical, photocopying, recording, broadcasting or otherwise now known or herein after developed without the previous express consent by the copyright owner, except for reproduction in daily press and regular printed publications on sale to the public within 60 days of the event related to those data/results and always provided that copyright symbol appears together as follows below.

© DORNA WSBK ORGANIZATION Srl 2024



Grand Ridge Brewery Australian Round, 23-25 February 2024
Chronological Analysis Race 1

Start at 16:00'21.698

3 / 4

Race Time 31'08.184 + 2.030Pen

12° 47 A. BASSANI [1'29.398]

Lap	Seg1	Seg2	Seg3	Seg4	Lap Time	km/h	Local Time
1		26.620	17.358	25.254	1'37.212		16:01'58.910
2	21.514	26.115	17.160	25.153	1'29.942	325,3	16:03'28.852
3	21.475	26.125	17.129	25.145	1'29.874	320,5	16:04'58.726
4	21.407	25.878	17.160	25.490	1'29.935	324,3	16:06'28.661
5	21.543	26.261	17.209	24.963	1'29.976	319,5	16:07'58.637
6	21.627	25.975	17.280	25.189	1'30.071	320,5	16:09'28.708
7	21.446	25.855	17.188	25.021	1'29.510	321,4	16:10'58.218
8	21.698	28.466	17.398	25.073	1'32.635	324,3	16:12'30.853
9	21.571	26.033	17.237	25.171	1'30.012	315,8	16:14'00.865
10	21.674	25.945	17.212	1'16.052	2'20.883P	315,8	16:16'21.748
11	31.796	26.274	17.205	24.923	1'40.198P		16:18'01.946
12	21.375	25.769	17.233	25.021	1'29.398	321,4	16:19'31.344
13	21.444	26.169	17.253	25.035	1'29.901	324,3	16:21'01.245
14	21.488	26.168	17.285	25.178	1'30.119	317,6	16:22'31.364
15	21.866	26.221	17.372	25.188	1'30.647	307,7	16:24'02.011
16	21.493	26.033	17.312	25.376	1'30.214	318,6	16:25'32.225
17	21.632	25.889	17.286	25.120	1'29.927	317,6	16:27'02.152
18	21.659	26.159	17.347	25.325	1'30.490	313,0	16:28'32.642
19	21.778	26.034	17.444	25.271	1'30.527	316,7	16:30'03.169
20	21.756	26.206	17.560	25.476	1'30.998	310,3	16:31'34.167

Race Time 31'12.469

15	21.797	26.163	17.280	25.180	1'30.420	310,3	16:24'04.647
16	21.782	26.304	17.380	25.387	1'30.853	308,6	16:25'35.500
17	21.933	26.270	17.449	25.378	1'31.030	305,9	16:27'06.530
18	21.787	26.406	17.504	25.480	1'31.177	309,5	16:28'37.707
19	21.842	26.255	17.525	25.455	1'31.077	311,2	16:30'08.784
20	21.936	26.501	17.783	26.055	1'32.275	306,8	16:31'41.059

Race Time 31'19.361

15° 1 A. BAUTISTA [1'29.470]

Lap	Seg1	Seg2	Seg3	Seg4	Lap Time	km/h	Local Time
1		26.387	17.329	25.143	1'35.904		16:01'57.602
2	21.763	26.110	17.184	24.996	1'30.053	312,1	16:03'27.655
3	21.521	26.079	18.147	25.544	1'31.291	317,6	16:04'58.946
4	21.339	25.901	17.041	45.982	1'50.263	324,3	16:06'49.209
5	22.151	26.345	17.334	25.239	1'31.069	305,9	16:08'20.278
6	21.687	26.072	17.286	25.223	1'30.268	314,9	16:09'50.546
7	21.724	26.059	17.210	25.170	1'30.163	319,5	16:11'20.709
8	21.525	25.909	17.356	25.161	1'29.951	316,7	16:12'50.660
9	21.466	25.947	17.093	1'17.285	2'21.791P	319,5	16:15'12.451
10	31.381	26.037	17.212	25.174	1'39.804P		16:16'52.255
11	21.514	25.658	17.171	25.251	1'29.594	314,9	16:18'21.849
12	21.321	25.956	17.709	25.206	1'30.192	315,8	16:19'52.041
13	21.473	25.788	17.222	25.111	1'29.594	316,7	16:21'21.635
14	21.435	25.764	17.271	25.524	1'29.994	314,9	16:22'51.629
15	21.505	25.769	17.144	25.147	1'29.565	312,1	16:24'21.194
16	21.443	25.815	17.153	25.126	1'29.537	314,0	16:25'50.731
17	21.417	25.858	17.134	25.061	1'29.470	315,8	16:27'20.201
18	21.474	25.755	17.245	25.098	1'29.572	315,8	16:28'49.773
19	21.452	25.818	17.213	25.437	1'29.920	316,7	16:30'19.693
20	21.624	25.803	17.361	25.489	1'30.277	313,0	16:31'49.970

Race Time 31'28.272

16° 5 P. OETTL [1'29.635]

Lap	Seg1	Seg2	Seg3	Seg4	Lap Time	km/h	Local Time
1		26.974	17.391	25.265	1'38.117		16:01'59.815
2	21.805	26.321	17.114	25.050	1'30.290	316,7	16:03'30.105
3	21.702	26.189	17.220	25.228	1'30.339	314,0	16:05'00.444
4	21.617	26.387	17.178	25.331	1'30.513	314,0	16:06'30.957
5	21.856	26.292	17.167	25.182	1'30.497	310,3	16:08'01.454
6	21.822	25.997	17.269	25.202	1'30.290	307,7	16:09'31.744
7	21.612	25.920	17.205	25.147	1'29.884	311,2	16:11'01.628
8	21.564	26.127	17.275	25.188	1'30.154	310,3	16:12'31.782
9	21.661	26.413	17.313	25.284	1'30.671	314,0	16:14'02.453
10	21.596	25.956	17.143	25.419	1'30.114	307,7	16:15'32.567
11	21.593	25.917	17.272	1'16.341	2'21.123P	307,7	16:17'53.690
12	32.116	26.051	17.133	25.038	1'40.338P		16:19'34.028
13	21.520	25.863	17.152	25.100	1'29.635	309,5	16:21'03.663
14	21.642	25.924	17.149	25.172	1'29.887	314,9	16:22'33.550
15	21.433	25.952	17.172	25.115	1'29.672	307,7	16:24'03.222
16	21.533	25.996	17.222	25.217	1'29.968	308,6	16:25'33.190
17	21.685	26.094	18.949	32.077	1'38.805	309,5	16:27'11.995
18	23.070	27.280	18.083	26.122	1'34.555	292,7	16:28'46.550
19	22.430	26.885	17.791	26.056	1'33.162	300,8	16:30'19.712
20	22.441	26.710	17.934	26.282	1'33.367	303,4	16:31'53.079

Race Time 31'31.381

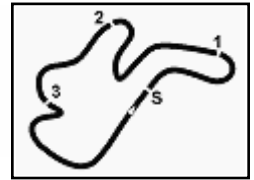
17° 65 J. REA [1'29.572]

Lap	Seg1	Seg2	Seg3	Seg4	Lap Time	km/h	Local Time
1		26.612	17.297	25.454	1'37.505		16:01'59.203
2	21.417	26.218	17.077	25.416	1'30.128	321,4	16:03'29.331
3	21.401	25.937	17.034	25.224	1'29.596	323,4	16:04'58.927
4	21.552	25.935	17.159	25.193	1'29.839	311,2	16:06'28.766
5	21.669	26.177	17.135	25.156	1'30.137	319,5	16:07'58.903
6	21.530	26.133	17.102	25.300	1'30.065	320,5	16:09'28.968
7	21.452	26.262	17.069	25.192	1'29.975	320,5	16:10'58.943
8	21.647	26.837	17.134	25.334	1'30.952	319,5	16:12'29.895

24/02/2024 P = Pits In/Out - C = Lap Time Cancelled

These data/results cannot be reproduced, stored and/or transmitted in whole or in part by any manner of electronic, mechanical, photocopying, recording, broadcasting or otherwise now known or herein after developed without the previous express consent by the copyright owner, except for reproduction in daily press and regular printed publications on sale to the public within 60 days of the event related to those data/results and always provided that copyright symbol appears together as follows below.

© DORNA WSBK ORGANIZATION Srl 2024



Phillip Island 4.445 m

Grand Ridge Brewery Australian Round, 23-25 February 2024
Chronological Analysis Race 1

Start at 16:00'21.698

4 / 4

9	21.573	26.254	17.245	1'38.169	2'43.241P	311,2	16:15'13.136	3	21.813	26.394	17.641	25.476	1'31.324	311,2	16:05'04.121
10	30.798	26.038	17.260	25.173	1'39.269P		16:16'52.405	4	21.834	26.392	17.613	25.549	1'31.388	308,6	16:06'35.509
11	21.541	25.888	17.148	24.995	1'29.572	313,0	16:18'21.977	5	21.814	26.401	17.519	25.576	1'31.310	311,2	16:08'06.819
12	21.594	25.986	17.490	25.308	1'30.378	310,3	16:19'52.355	6	21.878	26.375	18.056	25.846	1'32.155	307,7	16:09'38.974
13	21.513	25.915	17.191	25.187	1'29.806	313,0	16:21'22.161	7	22.213	26.779	17.607	25.826	1'32.425	307,7	16:11'11.399
14	21.888	26.306	17.210	25.361	1'30.765	311,2	16:22'52.926	8	22.176	26.554	17.715	25.536	1'31.981	304,2	16:12'43.380
15	21.571	26.041	17.277	25.395	1'30.284	308,6	16:24'23.210	9	21.968	26.435	17.578	25.462	1'31.443	308,6	16:14'14.823
16	21.454	25.910	17.268	25.354	1'29.986	310,3	16:25'53.196	10	21.960	26.487	17.615	1'18.180	2'24.242P	308,6	16:16'39.065
17	21.744	26.083	17.363	25.559	1'30.749	306,8	16:27'23.945	11	31.067	26.630	17.766	25.721	1'41.184P		16:18'20.249
18	21.649	26.043	17.287	25.446	1'30.425	305,9	16:28'54.370	12	22.172	26.582	17.965	25.600	1'32.319	305,9	16:19'52.568
19	21.573	26.141	17.261	25.491	1'30.466	306,8	16:30'24.836	13	21.870	27.289	18.007	25.913	1'33.079	307,7	16:21'25.647
20	21.653	26.057	17.288	25.614	1'30.612	308,6	16:31'55.448	14	22.205	26.832	17.930	25.890	1'32.857	306,8	16:22'58.504
Race Time 31'33.750								15	22.596	26.940	17.664	25.751	1'32.951	302,5	16:24'31.455
								16	22.061	26.661	17.715	25.785	1'32.222	304,2	16:26'03.677
								17	22.101	26.587	17.701	25.672	1'32.061	304,2	16:27'35.738
								18	22.330	26.685	17.809	25.777	1'32.601	300,0	16:29'08.339
								19	22.223	26.812	17.993	26.085	1'33.113	301,7	16:30'41.452
								20	22.257	26.939	18.004	26.049	1'33.249	304,2	16:32'14.701
								Race Time 31'53.003							

18° 53 T. RABAT (1'30.616)

Lap	Seg1	Seg2	Seg3	Seg4	Lap Time	km/h	Local Time
1		27.302	17.539	25.360	1'38.938		16:02'00.636
2	21.686	26.419	17.346	25.268	1'30.719	322,4	16:03'31.355
3	21.761	26.182	17.392	25.281	1'30.616	319,5	16:05'01.971
4	21.856	26.417	17.721	25.504	1'31.498	317,6	16:06'33.469
5	21.909	26.306	17.487	25.433	1'31.135	317,6	16:08'04.604
6	21.844	28.383	18.214	26.009	1'34.450	312,1	16:09'39.054
7	21.991	26.468	17.638	25.522	1'31.619	315,8	16:11'10.673
8	21.990	26.389	17.757	25.628	1'31.764	317,6	16:12'42.437
9	21.935	26.375	17.724	25.628	1'31.662	313,0	16:14'14.099
10	21.919	26.227	17.586	1'17.260	2'22.992P	310,3	16:16'37.091
11	30.812	26.510	17.543	25.496	1'40.361P		16:18'17.452
12	21.880	26.376	17.448	25.518	1'31.222	314,0	16:19'48.674
13	21.874	26.354	17.595	25.794	1'31.617	311,2	16:21'20.291
14	21.932	26.209	17.538	25.639	1'31.318	309,5	16:22'51.609
15	21.870	26.093	17.380	25.354	1'30.697	306,8	16:24'22.306
16	21.771	26.168	17.440	25.471	1'30.850	314,0	16:25'53.156
17	22.305	26.041	17.357	25.333	1'31.036	313,0	16:27'24.192
18	21.864	26.179	17.414	25.347	1'30.804	314,9	16:28'54.996
19	21.766	26.123	17.472	25.300	1'30.661	317,6	16:30'25.657
20	21.863	26.377	17.501	25.528	1'31.269	315,8	16:31'56.926
Race Time 31'35.228							

19° 95 T. MACKENZIE (1'30.971)

Lap	Seg1	Seg2	Seg3	Seg4	Lap Time	km/h	Local Time
1		27.331	17.713	25.264	1'39.108		16:02'00.806
2	21.830	26.564	17.506	25.446	1'31.346	313,0	16:03'32.152
3	21.712	26.235	17.556	25.468	1'30.971	310,3	16:05'03.123
4	21.689	26.788	17.911	25.479	1'31.867	309,5	16:06'34.990
5	21.723	26.244	17.557	25.528	1'31.052	306,8	16:08'06.042
6	21.812	26.502	17.825	25.748	1'31.887	306,8	16:09'37.929
7	22.113	26.547	17.867	25.780	1'32.307	303,4	16:11'10.236
8	22.090	26.474	17.840	25.687	1'32.091	303,4	16:12'42.327
9	22.334	26.570	17.645	25.669	1'32.218	300,0	16:14'14.545
10	21.799	26.395	17.549	1'20.951	2'26.694P	304,2	16:16'41.239
11	31.082	26.396	17.589	25.590	1'40.657P		16:18'21.896
12	22.367	26.345	17.773	25.628	1'32.113	305,9	16:19'54.009
13	21.861	26.441	17.912	25.616	1'31.830	305,9	16:21'25.839
14	22.198	26.803	17.978	25.821	1'32.800	305,9	16:22'58.639
15	22.340	26.717	17.705	25.714	1'32.476	304,2	16:24'31.115
16	21.964	26.437	17.755	25.634	1'31.790	301,7	16:26'02.905
17	21.941	26.469	17.935	25.783	1'32.128	300,0	16:27'35.033
18	22.218	26.544	17.982	25.833	1'32.577	300,8	16:29'07.610
19	22.101	26.548	17.943	25.915	1'32.507	296,7	16:30'40.117
20	22.189	26.586	17.838	25.659	1'32.272	303,4	16:32'12.389
Race Time 31'50.691							

20° 27 A. NORRODIN (1'31.310)

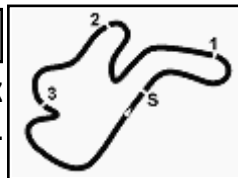
Lap	Seg1	Seg2	Seg3	Seg4	Lap Time	km/h	Local Time
1		27.297	17.667	25.514	1'39.480		16:02'01.178
2	21.928	26.627	17.515	25.549	1'31.619	317,6	16:03'32.797

24/02/2024 P = Pits In/Out - C = Lap Time Cancelled

These data/results cannot be reproduced, stored and/or transmitted in whole or in part by any manner of electronic, mechanical, photocopying, recording, broadcasting or otherwise now known or herein after developed without the previous express consent by the copyright owner, except for reproduction in daily press and regular printed publications on sale to the public within 60 days of the event related to those data/results and always provided that copyright symbol appears together as follows below.

© DORNA WSBK ORGANIZATION Srl 2024





Phillip Island 4.445 m

Grand Ridge Brewery Australian Round, 23-25 February 2024

Best Laps & Speeds

No.	Rider Bike	Nat	Best Lap		FP1		FP2		FP3		SP		RC1				
			LL	SPD	LL	SPD	LL	SPD	LL	SPD	LL	SPD	LL	SPD			
1	11 N. BULEGA Ducati Panigale V4R	ITA	1'27.916 61 326,3		1'29.949 8 318,6	1'29.101 13 324,3	1'28.716 12 319,5	1'27.916 8 325,3	1'28.564 20 326,3								
2	29 A. IANNONE Ducati Panigale V4R	ITA	1'28.154 62 321,4		1'29.885 10 321,4	1'29.323 13 315,8	1'29.356 11 318,6	1'28.154 8 321,4	1'28.955 20 321,4								
3	22 A. LOWES Kawasaki ZX-10RR	GBR	1'28.239 57 324,3		1'29.303 4 321,4	1'29.042 14 317,6	1'28.990 12 319,5	1'28.239 7 318,6	1'28.970 20 324,3								
4	77 D. AEGERTER Yamaha YZF R1	SUI	1'28.403 64 320,5		1'30.350 9 315,8	1'29.623 15 314,9	1'28.840 13 319,5	1'28.403 7 314,9	1'29.086 20 320,5								
5	54 T. RAZGATLIOGLU BMW M 1000 RR	TUR	1'28.520 55 324,3		1'30.354 5 324,3	1'29.407 13 319,5	1'28.719 10 322,4	1'28.520 7 320,5	1'29.294 20 324,3								
6	55 A. LOCATELLI Yamaha YZF R1	ITA	1'28.540 63 320,5		1'29.197 4 314,0	1'29.522 17 314,9	1'28.723 13 318,6	1'28.540 9 316,7	1'28.922 20 320,5								
7	87 R. GARDNER Yamaha YZF R1	AUS	1'28.604 47 319,5		1'29.755 8 315,8	1'29.349 16 319,5	1'28.937 13 314,9	1'28.604 8 318,6	1'30.552 2 318,6								
8	14 S. LOWES Ducati Panigale V4R	GBR	1'28.676 49 322,4		1'29.717 7 314,0	1'29.292 14 314,9		1'28.676 8 318,6	1'29.411 20 322,4								
9	1 A. BAUTISTA Ducati Panigale V4R	ESP	1'28.700 60 324,3		1'30.034 7 319,5	1'29.572 11 319,5	1'29.082 13 322,4	1'28.700 9 321,4	1'29.470 20 324,3								
10	21 M. RINALDI Ducati Panigale V4R	ITA	1'28.784 63 326,3		1'29.924 7 312,1	1'29.343 16 312,1	1'29.376 12 311,2	1'28.784 8 315,8	1'29.793 20 326,3								
11	65 J. REA Yamaha YZF R1	GBR	1'28.890 60 323,4		1'30.495 6 306,8	1'30.097 12 307,7	1'29.406 13 317,6	1'28.890 9 314,0	1'29.572 20 323,4								
12	9 D. PETRUCCI Ducati Panigale V4R	ITA	1'28.903 62 328,3		1'30.455 8 320,5	1'29.237 15 317,6	1'29.588 11 315,8	1'28.903 8 320,5	1'29.270 20 328,3								
13	31 G. GERLOFF BMW M 1000 RR	USA	1'28.972 59 325,3		1'31.437 7 315,8	1'31.231 13 314,0	1'28.972 11 316,7	1'29.045 8 318,6	1'29.113 20 325,3								
14	97 X. VIERGE Honda CBR1000 RR-R	ESP	1'29.000 57 328,3		1'31.004 5 318,6	1'29.815 13 320,5	1'29.455 11 324,3	1'29.000 8 327,3	1'29.426 20 328,3								
15	47 A. BASSANI Kawasaki ZX-10RR	ITA	1'29.118 58 325,3		1'31.030 3 311,2	1'30.085 15 313,0	1'29.682 13 316,7	1'29.118 7 313,0	1'29.398 20 325,3								
16	60 M. VAN DER MARK BMW M 1000 RR	NED	1'29.127 55 328,3		1'30.808 6 314,9	1'29.264 13 316,7	1'29.311 10 316,7	1'29.127 6 316,7	1'29.233 20 328,3								
17	5 P. OETTL Yamaha YZF R1	GER	1'29.163 68 316,7		1'30.752 11 311,2	1'29.514 16 307,7	1'29.163 13 313,0	1'29.263 8 309,5	1'29.635 20 316,7								
18	28 B. RAY Yamaha YZF R1	GBR	1'29.242 54 316,7		1'31.443 7 313,0	1'30.753 10 307,7	1'30.555 9 309,5	1'29.242 8 312,1	1'30.573 20 316,7								
19	45 S. REDDING BMW M 1000 RR	GBR	1'29.553 41 322,4		1'30.896 5 314,0	1'31.155 6 311,2	1'30.673 3 311,2	1'29.726 7 315,8	1'29.553 20 322,4								
20	53 T. RABAT Kawasaki ZX-10RR	ESP	1'29.809 66 322,4		1'32.404 9 319,5	1'31.341 17 314,9	1'30.047 12 319,5	1'29.809 8 318,6	1'30.616 20 322,4								
21	95 T. MACKENZIE Honda CBR1000 RR-R	GBR	1'30.971 57 313,0		1'32.416 8 305,1	1'31.863 12 303,4	1'31.348 11 305,9	1'31.133 6 306,8	1'30.971 20 313,0								
22	27 A. NORRODIN Honda CBR1000 RR-R	MAS	1'31.310 61 317,6		1'33.862 10 300,0	1'32.649 14 300,8	1'31.573 10 314,0	1'31.888 7 309,5	1'31.310 20 317,6								
23	7 I. LECUONA Honda CBR1000 RR-R	ESP	1'31.315 16 315,8		1'31.682 6 315,8	1'31.315 10 314,0											

24/02/2024

These data/results cannot be reproduced, stored and/or transmitted in whole or in part by any manner of electronic, mechanical, photocopying, recording, broadcasting or otherwise now known or herein after developed without the previous express consent by the copyright owner, except for reproduction in daily press and regular printed publications on sale to the public within 60 days of the event related to those data/results and always provided that copyright symbol appears together as follows below.

© DORNA WSBK ORGANIZATION Srl 2024

FICR PERUGIA TIMING



Grand Ridge Brewery Australian Round, 23–25 February 2024

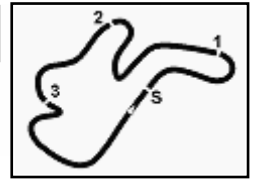
Fastest Laps Race 1

	No.	Rider	Nat	Team	Bike	Class	Lap	Time	Gap
1	11	N. BULEGA	ITA	Aruba.it Racing - Ducati	Ducati Panigale V4R		11	1'28.564	
2	55	A. LOCATELLI	ITA	Pata Prometeon Yamaha	Yamaha YZF R1		17	1'28.922	0.358
3	29	A. IANNONE	ITA	Team GoEleven	Ducati Panigale V4R	IND	16	1'28.955	0.391
4	22	A. LOWES	GBR	Kawasaki Racing Team WorldSBK	Kawasaki ZX-10RR		8	1'28.970	0.406
5	77	D. AEGERTER	SUI	GYTR GRT Yamaha WorldSBK Team	Yamaha YZF R1		12	1'29.086	0.522
6	31	G. GERLOFF	USA	Bonovo Action BMW	BMW M 1000 RR		12	1'29.113	0.549
7	60	M. VAN DER MARK	NED	ROKIT BMW Motorrad WorldSBK Team	BMW M 1000 RR		13	1'29.233	0.669
8	9	D. PETRUCCI	ITA	Barni Spark Racing Team	Ducati Panigale V4R	IND	14	1'29.270	0.706
9	54	T. RAZGATLIOGLU	TUR	ROKIT BMW Motorrad WorldSBK Team	BMW M 1000 RR		18	1'29.294	0.730
10	47	A. BASSANI	ITA	Kawasaki Racing Team WorldSBK	Kawasaki ZX-10RR		12	1'29.398	0.834
11	14	S. LOWES	GBR	ELF Marc VDS Racing Team	Ducati Panigale V4R	IND	15	1'29.411	0.847
12	97	X. VIERGE	ESP	Team HRC	Honda CBR1000 RR-R		14	1'29.426	0.862
13	1	A. BAUTISTA	ESP	Aruba.it Racing - Ducati	Ducati Panigale V4R		17	1'29.470	0.906
14	45	S. REDDING	GBR	Bonovo Action BMW	BMW M 1000 RR		17	1'29.553	0.989
15	65	J. REA	GBR	Pata Prometeon Yamaha	Yamaha YZF R1		11	1'29.572	1.008
16	5	P. OETTL	GER	GMT94 Yamaha	Yamaha YZF R1	IND	13	1'29.635	1.071
17	21	M. RINALDI	ITA	Team Motocorsa Racing	Ducati Panigale V4R	IND	12	1'29.793	1.229
18	87	R. GARDNER	AUS	GYTR GRT Yamaha WorldSBK Team	Yamaha YZF R1		2	1'30.552	1.988
19	28	B. RAY	GBR	Yamaha Motox Racing WorldSBK Team	Yamaha YZF R1	IND	2	1'30.573	2.009
20	53	T. RABAT	ESP	Kawasaki Puccetti Racing	Kawasaki ZX-10RR	IND	3	1'30.616	2.052
21	95	T. MACKENZIE	GBR	PETRONAS MIE Racing Honda	Honda CBR1000 RR-R	IND	3	1'30.971	2.407
22	27	A. NORRODIN	MAS	PETRONAS MIE Racing Honda	Honda CBR1000 RR-R	IND	5	1'31.310	2.746

24/02/2024

These data/results cannot be reproduced, stored and/or transmitted in whole or in part by any manner of electronic, mechanical, photocopying, recording, broadcasting or otherwise now known or herein after developed without the previous express consent by the copyright owner, except for reproduction in daily press and regular printed publications on sale to the public within 60 days of the event related to those data/results and always provided that copyright symbol appears together as follows below.

© DORNA WSBK ORGANIZATION Srl 2024



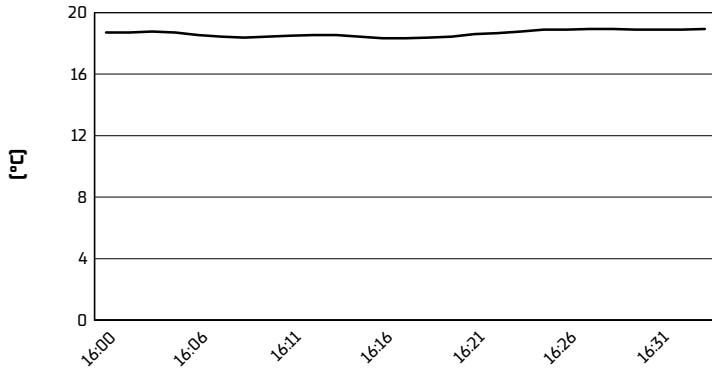
Phillip Island 4.445 m

Grand Ridge Brewery Australian Round, 23-25 February 2024

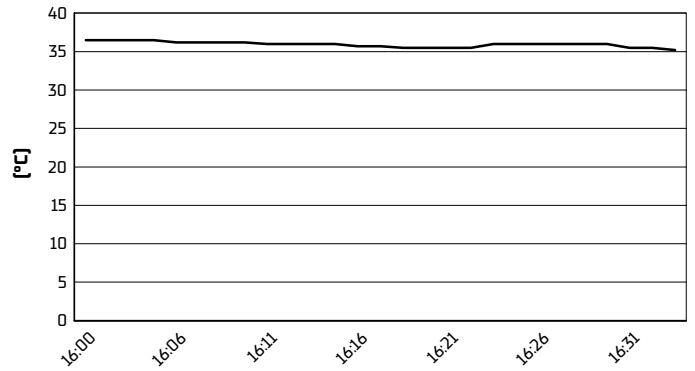
Weather Report Race 1

Session started 16:01 - Session ended 16:33


Air Temperature



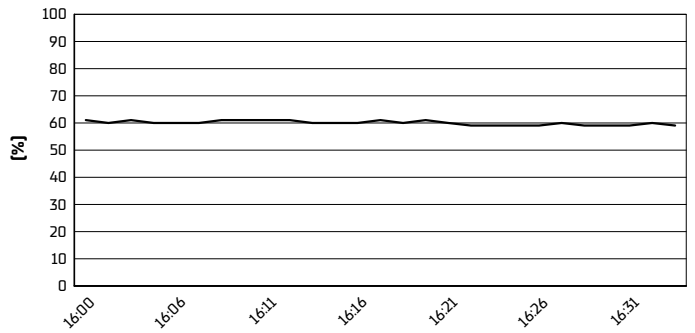
Track Temperature



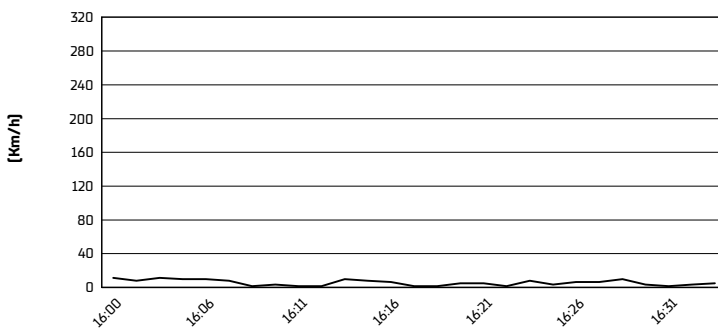
Air Pressure



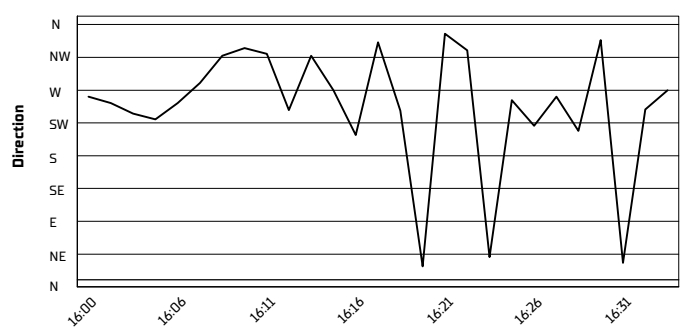
Humidity



Wind Speed



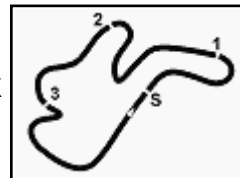
Wind Direction



24/02/2024

These data/results cannot be reproduced, stored and/or transmitted in whole or in part by any manner of electronic, mechanical, photocopying, recording, broadcasting or otherwise now known or herein after developed without the previous express consent by the copyright owner, except for reproduction in daily press and regular printed publications on sale to the public within 60 days of the event related to those data/results and always provided that copyright symbol appears together as follows below.

© DORNA WSBK ORGANIZATION Srl 2024


Grand Ridge Brewery Australian Round, 23-25 February 2024
Pit Times Race 1
Pit Intervention Time: 63 secs

No.	Rider	Bike		Race Time	Local Time	Pit Time
1	A. BAUTISTA	Ducati Panigale V4R	PIT IN	13'53.014	16:14'14.712	1'04.255
			PIT OUT	14'57.269	16:15'18.967	
5	P. OETTL	Yamaha YZF R1	PIT IN	16'35.000	16:16'56.698	1'04.696
			PIT OUT	17'39.696	16:18'01.394	
9	D. PETRUCCI	Ducati Panigale V4R	PIT IN	14'58.155	16:15'19.853	1'08.938
			PIT OUT	16'07.093	16:16'28.791	
11	N. BULEGA	Ducati Panigale V4R	PIT IN	13'26.850	16:13'48.548	1'03.068
			PIT OUT	14'29.918	16:14'51.616	
14	S. LOWES	Ducati Panigale V4R	PIT IN	14'59.166	16:15'20.864	1'08.410
			PIT OUT	16'07.576	16:16'29.274	
21	M. RINALDI	Ducati Panigale V4R	PIT IN	13'34.648	16:13'56.346	1'04.000
			PIT OUT	14'38.648	16:15'00.346	
22	A. LOWES	Kawasaki ZX-10RR	PIT IN	13'27.971	16:13'49.669	1'03.684
			PIT OUT	14'31.655	16:14'53.353	
27	A. NORRODIN	Honda CBR1000 RR-R	PIT IN	15'19.051	16:15'40.749	1'04.170
			PIT OUT	16'23.221	16:16'44.919	
28	B. RAY	Yamaha YZF R1	PIT IN	15'39.419	16:16'01.117	1'03.181
			PIT OUT	16'42.600	16:17'04.298	
29	A. IANNONE	Ducati Panigale V4R	PIT IN	13'27.211	16:13'48.909	1'03.719
			PIT OUT	14'30.930	16:14'52.628	
31	G. GERLOFF	BMW M 1000 RR	PIT IN	15'03.558	16:15'25.256	1'04.100
			PIT OUT	16'07.658	16:16'29.356	
45	S. REDDING	BMW M 1000 RR	PIT IN	16'32.753	16:16'54.451	1'02.594
			PIT OUT	17'35.347	16:17'57.045	
47	A. BASSANI	Kawasaki ZX-10RR	PIT IN	15'03.319	16:15'25.017	1'03.433
			PIT OUT	16'06.752	16:16'28.450	
53	T. RABAT	Kawasaki ZX-10RR	PIT IN	15'17.619	16:15'39.317	1'03.643
			PIT OUT	16'21.262	16:16'42.960	
54	T. RAZGATLIOGLU	BMW M 1000 RR	PIT IN	13'28.199	16:13'49.897	1'02.755
			PIT OUT	14'30.954	16:14'52.652	
55	A. LOCATELLI	Yamaha YZF R1	PIT IN	16'27.243	16:16'48.941	1'04.094
			PIT OUT	17'31.337	16:17'53.035	
60	M. VAN DER MARK	BMW M 1000 RR	PIT IN	16'29.976	16:16'51.674	1'03.542
			PIT OUT	17'33.518	16:17'55.216	
65	J. REA	Yamaha YZF R1	PIT IN	13'33.095	16:13'54.793	1'24.244
			PIT OUT	14'57.339	16:15'19.037	
77	D. AEGERTER	Yamaha YZF R1	PIT IN	15'00.337	16:15'22.035	1'04.476
			PIT OUT	16'04.813	16:16'26.511	
87	R. GARDNER	Yamaha YZF R1	PIT IN	5'10.687	16:05'32.385	
95	T. MACKENZIE	Honda CBR1000 RR-R	PIT IN	15'18.094	16:15'39.792	1'07.314
			PIT OUT	16'25.408	16:16'47.106	
97	X. VIERGE	Honda CBR1000 RR-R	PIT IN	16'33.300	16:16'54.998	1'04.066
			PIT OUT	17'37.366	16:17'59.064	