

## Gaerne Estoril Round, 28-30 May 2021

### Results Tissot Superpole Race

Laps 10 = 41,820 Km - Time of Race 16'13.053 - Avg. 154,721 km/h

Pos	Grid	No. Rider	Nat	Team	Bike	Class	LL	Gap	Rel.	Fastest Lap	Speed	Qualifying	Speed
1	1	<b>1 J. REA</b>	GBR	Kawasaki Racing Team WorldSBK	Kawasaki ZX-10RR		10			1'36.670	320,5	1'35.876	319,5
2	3	<b>54 T. RAZGATLIOGLU</b>	TUR	Pata Yamaha with BRIXX WorldSBK	Yamaha YZF R1		10	<b>0.690</b>	0.690	1'36.734	318,6	1'36.164	317,6
3	2	<b>45 S. REDDING</b>	GBR	Aruba.it Racing - Ducati	Ducati Panigale V4 R		10	<b>1.180</b>	0.490	1'36.760	325,3	1'36.047	324,3
4	4	<b>31 G. GERLOFF</b>	USA	GRT Yamaha WorldSBK Team	Yamaha YZF R1	IND	10	<b>2.059</b>	0.879	1'36.755	319,5	1'36.350	317,6
5	6	<b>21 M. RINALDI</b>	ITA	Aruba.it Racing - Ducati	Ducati Panigale V4 R		10	<b>3.583</b>	1.524	1'36.933	325,3	1'36.532	321,4
6	10	<b>22 A. LOWES</b>	GBR	Kawasaki Racing Team WorldSBK	Kawasaki ZX-10RR		10	<b>3.623</b>	0.040	1'36.909	324,3	1'37.049	321,4
7	5	<b>66 T. SYKES</b>	GBR	BMW Motorrad WorldSBK Team	BMW M 1000 RR		10	<b>7.062</b>	3.439	1'37.291	318,6	1'36.369	317,6
8	13	<b>50 E. LAVERTY</b>	IRL	RC Squadra Corse	BMW M 1000 RR	IND	10	<b>7.831</b>	0.769	1'37.233	322,4	1'37.266	321,4
9	15	<b>7 C. DAVIES</b>	GBR	Team GoEleven	Ducati Panigale V4 R	IND	10	<b>8.969</b>	1.138	1'36.823	328,3	1'37.422	320,5
10	18	<b>19 A. BAUTISTA</b>	ESP	Team HRC	Honda CBR1000 RR-R		10	<b>9.581</b>	0.612	1'37.220	328,3	1'37.731	326,3
11	9	<b>55 A. LOCATELLI</b>	ITA	Pata Yamaha with BRIXX WorldSBK	Yamaha YZF R1		10	<b>10.013</b>	0.432	1'37.485	316,7	1'37.031	321,4
12	8	<b>53 T. RABAT</b>	ESP	Barni Racing Team	Ducati Panigale V4 R	IND	10	<b>10.850</b>	0.837	1'37.512	323,4	1'36.892	325,3
13	12	<b>60 M. VAN DER MARK</b>	NED	BMW Motorrad WorldSBK Team	BMW M 1000 RR		10	<b>11.419</b>	0.569	1'37.408	319,5	1'37.193	319,5
14	17	<b>47 A. BASSANI</b>	ITA	Motocorsa Racing	Ducati Panigale V4 R	IND	10	<b>15.703</b>	4.284	1'37.602	320,5	1'37.657	321,4
15	16	<b>3 K. NOZANE</b>	JPN	GRT Yamaha WorldSBK Team	Yamaha YZF R1	IND	10	<b>16.678</b>	0.975	1'37.619	318,6	1'37.611	315,8
16	14	<b>91 L. HASLAM</b>	GBR	Team HRC	Honda CBR1000 RR-R		10	<b>16.810</b>	0.132	1'38.102	321,4	1'37.399	326,3
17	19	<b>32 I. VINALES</b>	ESP	Orelac Racing VerdNatura	Kawasaki ZX-10RR	IND	10	<b>20.194</b>	3.384	1'38.331	313,0	1'38.512	315,8
18	11	<b>94 J. FOLGER</b>	GER	Bonovo MGM Racing	BMW M 1000 RR	IND	10	<b>22.250</b>	2.056	1'38.113	318,6	1'37.128	319,5
19	21	<b>84 L. CRESSON</b>	BEL	TPR Team Pedercini Racing	Kawasaki ZX-10RR	IND	10	<b>39.192</b>	16.942	1'40.098	313,0	1'40.008	313,0
20	20	<b>23 C. PONSSON</b>	FRA	Alstare Yamaha	Yamaha YZF R1	IND	10	<b>1'01.246</b>	22.054	1'39.827	313,0	1'38.854	316,7
-----Not Classified-----													
RET	22	<b>76 S. CAVALIERI</b>	ITA	TPR Team Pedercini Racing	Kawasaki ZX-10RR	IND	8	<b>2 Laps</b>		1'40.248	309,5	1'40.288	304,2
RET	7	<b>44 L. MAHIAS</b>	FRA	Kawasaki Puccetti Racing	Kawasaki ZX-10RR	IND	1	<b>9 Laps</b>			310,3	1'36.863	314,0

AIR	Humidity:	72%	Temp:	19°C
TRACK	Condition:	Dry	Temp:	31°C

Records	Pole (SP)	2021	J.Rea	1'35.876	157,03 Km/h
	Race (SPRC)	2020	T.Razgatliloglu	1'36.594	155,86 Km/h
	All Times (SP)	2021	J.Rea	1'35.876	157,03 Km/h
Race Fastest Lap		Lap 8	J.Rea	1'36.670	155,74 Km/h

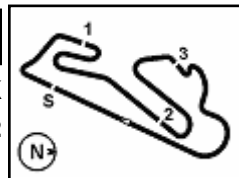
LAP LEADERS				
No. Rider	From	To	Laps	Total
<b>45 S. REDDING</b>	1	1	1	1
<b>54 T. RAZGATLIOGLU</b>	2	4	3	3
<b>1 J. REA</b>	5	10	6	6

TOTAL LEADER LAPS	
No. Rider	Laps
<b>45 S. REDDING</b>	36
<b>1 J. REA</b>	35
<b>54 T. RAZGATLIOGLU</b>	6

Start 11:00 End 11:17 The results are provisional until the end of the time limit for protests and appeals and the completion of the technical checks.

30/05/2021  
 These data/results cannot be reproduced, stored and/or transmitted in whole or in part by any manner of electronic, mechanical, photocopying, recording, broadcasting or otherwise now known or herein after developed without the previous express consent by the copyright owner, except for reproduction in daily press and regular printed publications on sale to the public within 60 days of the event related to those data/results and always provided that copyright symbol appears together as follows below.

© DORNA WSBK ORGANIZATION Srl 2021



## Gaerne Estoril Round, 28-30 May 2021 Results Tissot Superpole Race

### Race Highlights

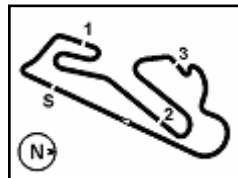
Time	No. Rider	Description
10.58.01		Warm-up Lap Start
11.00.40		Start
11.01.54		No Jump Start
11.02.57	23 Ponsson	Crashed - Turn 3
11.03.17	23 Ponsson	Re-joined
11.03.26	44 Mahias	Crashed - Turn 4
11.03.35	44 Mahias	Not Actively Competing
11.14.32	76 Cavalieri	Entered Pits
11.15.08	76 Cavalieri	Retired
11.17.51		End Of Session

30/05/2021      Start      End      The results are provisional until the end of the time limit for protests and appeals  
11:00      11:17      and the completion of the technical checks.

These data/results cannot be reproduced, stored and/or transmitted in whole or in part by any manner of electronic, mechanical, photocopying, recording, broadcasting or otherwise now known or herein after developed without the previous express consent by the copyright owner, except for reproduction in daily press and regular printed publications on sale to the public within 60 days of the event related to those data/results and always provided that copyright symbol appears together as follows below.

© DORNA WSBK ORGANIZATION Srl 2021





Circuito Estoril 4.182 m

**Gaerne Estoril Round, 28-30 May 2021**  
**Championship Standings**

1 / 2

	Points	Points From First	Points From Previous	May 23	May 30	June 13	July 4	July 25	August 8	August 22	September 5	September 19	September 26	October 3	October 16	November 14		
				ARAGON	ESTORIL	MISANO	DONINGTON	ASSEN	MOST	NAVARRA	MAGNY-COURS	BARCELONA	JEREZ	PORTIMAO	VILLICUM	MANDALIKA		
1 <b>REA</b> Jonathan (GBR)	85			25 20 12 12	16													
2 <b>REDDING</b> Scott (GBR)	72	13		13 25 2	25 7													
3 <b>RAZGATLIOGLU</b> Toprak (TUR)	59	26	13	16 10 4	20 9													
4 <b>LOWES</b> Alex (GBR)	49	36	10	20 16 9	4													
5 <b>GERLOFF</b> Garrett (USA)	42	43	7	7 9 7	13 6													
6 <b>VAN DER MARK</b> Michael (NED)	30	55	12	5 11 5	9													
7 <b>SYKES</b> Tom (GBR)	28	57	2	10 13 3	2													
8 <b>DAVIES</b> Chaz (GBR)	28	57	0	11 6	10 1													
9 <b>RINALDI</b> Michael Ruben (ITA)	25	60	3	9	11 5													
10 <b>LOCATELLI</b> Andrea (ITA)	19	66	6	6 7	6													
11 <b>BAUTISTA</b> Alvaro (ESP)	16	69	3	5 3	8													
12 <b>HASLAM</b> Leon (GBR)	12	73	4	8	4													
13 <b>BASSANI</b> Axel (ITA)	11	74	1	4 2	5													
14 <b>MAHIAS</b> Lucas (FRA)	10	75	1	1 6	3													
15 <b>FOLGER</b> Jonas (GER)	8	77	2	8														
16 <b>NOZANE</b> Kohta (JPN)	8	77	0	2 4 1	1													
17 <b>RABAT</b> Tito (ESP)	7	78	1		7													
18 <b>VINALES</b> Isaac (ESP)	6	79	1	3 3														
19 <b>LAVERTY</b> Eugene (IRL)	2	83	4		2													
20 <b>PONSSON</b> Christophe (FRA)	1	84	1	1														

30/05/2021

These data/results cannot be reproduced, stored and/or transmitted in whole or in part by any manner of electronic, mechanical, photocopying, recording, broadcasting or otherwise now known or herein after developed without the previous express consent by the copyright owner, except for reproduction in daily press and regular printed publications on sale to the public within 60 days of the event related to those data/results and always provided that copyright symbol appears together as follows below.

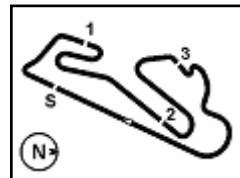
© DORNA WSBK ORGANIZATION Srl 2021

**FICR PERUGIA TIMING**


Official Tyre Supplier



Official Timekeeper



Circuito Estoril 4.182 m

**Gaerne Estoril Round, 28-30 May 2021  
Championship Standings**

Points	Points From First	Points From Previous	May 23	May 30	June 13	July 4	July 25	August 8	August 22	September 5	September 19	September 26	October 3	October 16	November 14	
			ARAGON	ESTORIL	MISANO	DONINGTON	ASSEN	MOST	NAVARRA	MAGNY-COURS	BARCELONA	JEREZ	PORTIMAO	VILLICUM	MANDALIKA	
<b>Independent Riders</b>																
1	<b>GERLOFF</b> Garrett (USA)	42	7	9	13											
			7	6												
2	<b>DAVIES</b> Chaz (GBR)	28	14	11	10											
				6	1											
3	<b>BASSANI</b> Axel (ITA)	11	31	17	4	2	5									
4	<b>MAHIAS</b> Lucas (FRA)	10	32	1	1	6	3									
5	<b>FOLGER</b> Jonas (GER)	8	34	2		8										
6	<b>NOZANE</b> Kohta (JPN)	8	34	0	2	4	1									
					1											
7	<b>RABAT</b> Tito (ESP)	7	35	1			7									
8	<b>VINALES</b> Isaac (ESP)	6	36	1	3	3										
9	<b>LAVERTY</b> Eugene (IRL)	2	40	4			2									
10	<b>PONSSON</b> Christophe (FRA)	1	41	1		1										

30/05/2021

These data/results cannot be reproduced, stored and/or transmitted in whole or in part by any manner of electronic, mechanical, photocopying, recording, broadcasting or otherwise now known or herein after developed without the previous express consent by the copyright owner, except for reproduction in daily press and regular printed publications on sale to the public within 60 days of the event related to those data/results and always provided that copyright symbol appears together as follows below.

© DORNA WSBK ORGANIZATION Srl 2021

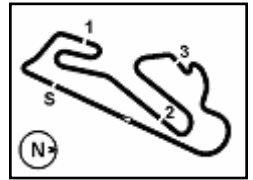
FICR PERUGIA TIMING



Official Tyre Supplier



Official Timekeeper



Circuito Estoril 4.182 m

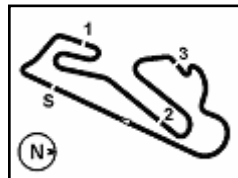
**Gaerne Estoril Round, 28-30 May 2021**  
**Starting Grid - Race 2 (21 Laps x 4,182 km = 87,822 km)**

1	1	<b>1 REA J.</b> Kawasaki	2	<b>54 RAZGATLIOGLU T.</b> Yamaha	3	<b>45 REDDING S.</b> Ducati
2	4	<b>31 GERLOFF G.</b> Yamaha	5	<b>21 RINALDI M.</b> Ducati	6	<b>22 LOWES A.</b> Kawasaki
3	7	<b>66 SYKES T.</b> BMW	8	<b>50 LAVERTY E.</b> BMW	9	<b>7 DAVIES C.</b> Ducati
4	10	<b>44 MAHIAS L.</b> Kawasaki	11	<b>53 RABAT T.</b> Ducati	12	<b>55 LOCATELLI A.</b> Yamaha
5	13	<b>94 FOLGER J.</b> BMW	14	<b>60 VAN DER MARK M.</b> BMW	15	<b>91 HASLAM L.</b> Honda
6	16	<b>3 NOZANE K.</b> Yamaha	17	<b>47 BASSANI A.</b> Ducati	18	<b>19 BAUTISTA A.</b> Honda
7	19	<b>32 VINALES I.</b> Kawasaki	20	<b>23 PONSSON C.</b> Yamaha	21	<b>84 CRESSON L.</b> Kawasaki
8	22	<b>76 CAVALIERI S.</b> Kawasaki				

30/05/2021 The Race Director .....

These data/results cannot be reproduced, stored and/or transmitted in whole or in part by any manner of electronic, mechanical, photocopying, recording, broadcasting or otherwise now known or herein after developed without the previous express consent by the copyright owner, except for reproduction in daily press and regular printed publications on sale to the public within 60 days of the event related to those data/results and always provided that copyright symbol appears together as follows below. © DORNA WSBK ORGANIZATION Srl 2021





Circuito Estoril 4.182 m

**Gaerne Estoril Round, 28-30 May 2021**
**Lap Chart Tissot Superpole Race**

		Lap									
	1	2	3	4	5	6	7	8	9	10	
1	45	54	54	54	1	1	1	1	1	1	1
2	1	45	45	1	54	54	54	54	54	54	54
3	54	1	1	31	31	31	31	31	45	45	45
4	31	31	31	45	45	45	45	31	31	31	31
5	21	21	21	21	21	21	21	21	21	21	21
6	66	22	22	22	22	22	22	22	22	22	22
7	22	66	66	66	66	66	66	66	66	66	66
8	50	50	50	50	50	50	50	50	50	50	50
9	53	53	53	53	53	53	53	53	7	7	7
10	44	55	55	55	55	55	55	7	55	19	19
11	55	3	7	3	7	7	7	7	55	19	55
12	3	7	3	7	19	19	19	19	53	53	53
13	60	60	60	60	3	60	60	60	60	60	60
14	91	91	19	19	60	3	3	3	47	47	47
15	7	19	91	91	47	47	47	47	3	3	3
16	19	32	47	47	91	91	91	91	91	91	91
17	32	47	32	32	32	32	32	32	32	32	32
18	94	94	94	94	94	94	94	94	94	94	94
19	47	84	76	84	84	84	84	84	84	84	84
20	23	76	84	76	76	76	76	23	23	23	23
21	84	23	23	23	23	23	23	76			
22	76										

Final Result		
1	<b>1 J. REA</b>	Laps 10
2	<b>54 T. RAZGATLIOGLU</b>	0.690
3	<b>45 S. REDDING</b>	1.180
4	<b>31 G. GERLOFF</b>	2.059
5	<b>21 M. RINALDI</b>	3.583
6	<b>22 A. LOWES</b>	3.623
7	<b>66 T. SYKES</b>	7.062
8	<b>50 E. LAVERTY</b>	7.831
9	<b>7 C. DAVIES</b>	8.969
10	<b>19 A. BAUTISTA</b>	9.581
11	<b>55 A. LOCATELLI</b>	10.013
12	<b>53 T. RABAT</b>	10.850
13	<b>60 M. VAN DER MARK</b>	11.419
14	<b>47 A. BASSANI</b>	15.703
15	<b>3 K. NOZANE</b>	16.678
16	<b>91 L. HASLAM</b>	16.810
17	<b>32 I. VINALES</b>	20.194
18	<b>94 J. FOLGER</b>	22.250
19	<b>84 L. CRESSON</b>	39.192
20	<b>23 C. PONSSON</b>	1'01.246
RET	<b>76 S. CAVALIERI</b>	2 Laps
RET	<b>44 L. MAHIAS</b>	9 Laps

30/05/2021

These data/results cannot be reproduced, stored and/or transmitted in whole or in part by any manner of electronic, mechanical, photocopying, recording, broadcasting or otherwise now known or herein after developed without the previous express consent by the copyright owner, except for reproduction in daily press and regular printed publications on sale to the public within 60 days of the event related to those data/results and always provided that copyright symbol appears together as follows below.

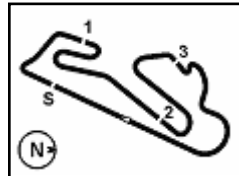
© DORNA WSBK ORGANIZATION Srl 2021

**FCR PERIGIA TIMING**


Official Tyre Supplier



Official Timekeeper



Circuito Estoril 4.182 m

## Gaerne Estoril Round, 28-30 May 2021

### Lap Chart Tissot Superpole Race

2 / 3

#### Lap 1

1	45	S.Redding	1'41.031
2	1	J.Rea	0.088
3	54	T.Razgatioglu	0.167
4	31	G.Gerloff	0.388
5	21	M.Rinaldi	0.549
6	66	T.Sykes	1.098
7	22	A.Lowes	1.273
8	50	E.Laverty	1.703
9	53	T.Rabat	2.013
10	44	L.Mahias	2.061
11	55	A.Locatelli	2.321
12	3	K.Nozone	2.610
13	60	M.van der Mark	3.488
14	91	L.Haslam	3.529
15	7	C.Davies	3.570
16	19	A.Bautista	3.631
17	32	I.Vinales	4.089
18	94	J.Folger	4.385
19	47	A.Bassani	4.495
20	23	C.Ponsson	5.264
21	84	L.Cresson	5.757
22	76	S.Cavalieri	6.070

#### Lap 2

1	54	T.Razgatioglu	3'18.147
2	45	S.Redding	0.070
3	1	J.Rea	0.147
4	31	G.Gerloff	0.428
5	21	M.Rinaldi	0.789
6	22	A.Lowes	1.637
7	66	T.Sykes	1.787
8	50	E.Laverty	1.978
9	53	T.Rabat	2.502
10	55	A.Locatelli	2.853
11	3	K.Nozone	3.113
12	7	C.Davies	3.277
13	60	M.van der Mark	3.882
14	91	L.Haslam	4.635
15	19	A.Bautista	4.648
16	32	I.Vinales	5.344
17	47	A.Bassani	5.402
18	94	J.Folger	5.987
19	84	L.Cresson	9.694
20	76	S.Cavalieri	9.770
21	23	C.Ponsson	35.343

#### Lap 3

1	54	T.Razgatioglu	4'54.881
2	45	S.Redding	0.172
3	1	J.Rea	0.261
4	31	G.Gerloff	0.690
5	21	M.Rinaldi	1.048
6	22	A.Lowes	1.812
7	66	T.Sykes	2.720
8	50	E.Laverty	3.112
9	53	T.Rabat	3.280
10	55	A.Locatelli	3.724
11	7	C.Davies	3.827
12	3	K.Nozone	4.281
13	60	M.van der Mark	4.556
14	19	A.Bautista	5.134
15	91	L.Haslam	6.003
16	47	A.Bassani	6.918
17	32	I.Vinales	6.941
18	94	J.Folger	7.366
19	76	S.Cavalieri	13.284
20	84	L.Cresson	13.409
21	23	C.Ponsson	38.825

#### Lap 4

1	54	T.Razgatioglu	6'31.680
2	1	J.Rea	0.187
3	31	G.Gerloff	0.646

4	45	S.Redding	0.916
5	21	M.Rinaldi	1.182
6	22	A.Lowes	1.967
7	66	T.Sykes	3.212
8	50	E.Laverty	3.778
9	53	T.Rabat	4.255
10	55	A.Locatelli	4.805
11	3	K.Nozone	5.469
12	7	C.Davies	5.477
13	60	M.van der Mark	5.539
14	19	A.Bautista	5.579
15	91	L.Haslam	7.534
16	47	A.Bassani	7.721
17	32	I.Vinales	8.891
18	94	J.Folger	9.281
19	84	L.Cresson	16.708
20	76	S.Cavalieri	17.357
21	23	C.Ponsson	41.853

#### Lap 5

1	1	J.Rea	8'08.574
2	54	T.Razgatioglu	0.008
3	31	G.Gerloff	0.622
4	45	S.Redding	0.932
5	21	M.Rinaldi	1.293
6	22	A.Lowes	2.085
7	66	T.Sykes	3.682
8	50	E.Laverty	4.117
9	53	T.Rabat	5.191
10	55	A.Locatelli	5.396
11	7	C.Davies	5.832
12	19	A.Bautista	6.897
13	3	K.Nozone	6.970
14	60	M.van der Mark	7.039
15	47	A.Bassani	9.548
16	91	L.Haslam	9.552
17	32	I.Vinales	10.424
18	94	J.Folger	10.808
19	84	L.Cresson	20.144
20	76	S.Cavalieri	20.918
21	23	C.Ponsson	44.974

#### Lap 6

1	1	J.Rea	9'45.588
2	54	T.Razgatioglu	0.348
3	31	G.Gerloff	0.686
4	45	S.Redding	1.034
5	21	M.Rinaldi	1.546
6	22	A.Lowes	2.017
7	66	T.Sykes	4.240
8	50	E.Laverty	4.664
9	53	T.Rabat	5.940
10	55	A.Locatelli	6.321
11	7	C.Davies	6.673
12	19	A.Bautista	7.315
13	60	M.van der Mark	8.003
14	3	K.Nozone	8.357
15	47	A.Bassani	10.260
16	91	L.Haslam	11.227
17	32	I.Vinales	11.911
18	94	J.Folger	12.243
19	84	L.Cresson	23.707
20	76	S.Cavalieri	24.709
21	23	C.Ponsson	47.928

#### Lap 7

1	1	J.Rea	11'22.346
2	54	T.Razgatioglu	0.388
3	31	G.Gerloff	0.942
4	45	S.Redding	1.036
5	21	M.Rinaldi	2.071
6	22	A.Lowes	2.557
7	66	T.Sykes	4.906
8	50	E.Laverty	5.452
9	53	T.Rabat	6.907

10	55	A.Locatelli	7.063
11	7	C.Davies	7.121
12	19	A.Bautista	7.841
13	60	M.van der Mark	8.889
14	3	K.Nozone	10.364
15	47	A.Bassani	11.317
16	91	L.Haslam	12.699
17	32	I.Vinales	13.725
18	94	J.Folger	14.101
19	84	L.Cresson	27.665
20	76	S.Cavalieri	28.582
21	23	C.Ponsson	51.276

#### Lap 8

1	1	J.Rea	12'59.016
2	54	T.Razgatioglu	0.794
3	45	S.Redding	1.249
4	31	G.Gerloff	1.690
5	21	M.Rinaldi	2.628
6	22	A.Lowes	2.961
7	66	T.Sykes	5.876
8	50	E.Laverty	6.367
9	53	T.Rabat	7.910
10	7	C.Davies	7.986
11	55	A.Locatelli	8.318
12	19	A.Bautista	8.597
13	60	M.van der Mark	9.803
14	3	K.Nozone	12.432
15	47	A.Bassani	12.591
16	91	L.Haslam	14.193
17	32	I.Vinales	16.255
18	94	J.Folger	16.320
19	84	L.Cresson	31.494
20	23	C.Ponsson	54.631
21	76	S.Cavalieri	1'05.631

#### Lap 9

1	1	J.Rea	14'35.884
2	54	T.Razgatioglu	0.923
3	45	S.Redding	1.323
4	31	G.Gerloff	2.055
5	21	M.Rinaldi	3.209
6	22	A.Lowes	3.351
7	66	T.Sykes	6.518
8	50	E.Laverty	7.148
9	7	C.Davies	8.947
10	55	A.Locatelli	9.309
11	19	A.Bautista	9.323
12	53	T.Rabat	10.012
13	60	M.van der Mark	10.666
14	47	A.Bassani	14.588
15	3	K.Nozone	14.612
16	91	L.Haslam	15.589
17	32	I.Vinales	18.466
18	94	J.Folger	20.535
19	84	L.Cresson	35.517
20	23	C.Ponsson	57.716

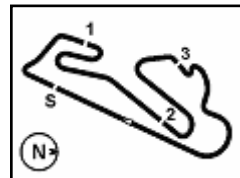
#### Lap 10

1	1	J.Rea	16'13.053
2	54	T.Razgatioglu	0.690
3	45	S.Redding	1.180
4	31	G.Gerloff	2.059
5	21	M.Rinaldi	3.583
6	22	A.Lowes	3.623
7	66	T.Sykes	7.062
8	50	E.Laverty	7.831
9	7	C.Davies	8.969
10	19	A.Bautista	9.581
11	55	A.Locatelli	10.013
12	53	T.Rabat	10.850
13	60	M.van der Mark	11.419
14	47	A.Bassani	15.703
15	3	K.Nozone	16.678
16	91	L.Haslam	16.810

30/05/2021

These data/results cannot be reproduced, stored and/or transmitted in whole or in part by any manner of electronic, mechanical, photocopying, recording, broadcasting or otherwise now known or herein after developed without the previous express consent by the copyright owner, except for reproduction in daily press and regular printed publications on sale to the public within 60 days of the event related to those data/results and always provided that copyright symbol appears together as follows below.

© DORNA WSBK ORGANIZATION Srl 2021



## Gaerne Estoril Round, 28-30 May 2021

### Lap Chart Tissot Superpole Race

#### Race Pace Comparison

	1 Rea	54 Raz	45 Red	31 Ger	21 Rin	22 Low	66 Syk	50 Lav	7 Dav	19 Bau	55 Loc	53 Rab	60 vdM	47 Bas
1	1'41.119	1'41.198	1'41.031	1'41.419	1'41.580	1'42.304	1'42.129	1'42.734	1'44.601	1'44.662	1'43.352	1'43.044	1'44.519	1'45.526
2	1'37.175	1'36.949	1'37.186	1'37.156	1'37.356	1'37.480	1'37.805	1'37.391	<b>1'36.823</b>	1'38.133	1'37.648	1'37.605	1'37.510	1'38.023
3	1'36.848	<b>1'36.734</b>	1'36.836	1'36.996	1'36.993	<b>1'36.909</b>	1'37.667	1'37.868	1'37.284	<b>1'37.220</b>	1'37.605	<b>1'37.512</b>	<b>1'37.408</b>	1'38.250
4	1'36.725	1'36.799	1'37.543	<b>1'36.755</b>	<b>1'36.933</b>	1'36.954	<b>1'37.291</b>	1'37.465	1'38.449	1'37.244	1'37.880	1'37.774	1'37.782	<b>1'37.602</b>
5	1'36.707	1'36.902	1'36.910	1'36.870	1'37.005	1'37.012	1'37.364	<b>1'37.233</b>	1'37.249	1'38.212	<b>1'37.485</b>	1'37.830	1'38.394	1'38.721
6	1'37.014	1'37.354	1'37.116	1'37.078	1'37.267	1'36.946	1'37.572	1'37.561	1'37.855	1'37.432	1'37.939	1'37.763	1'37.978	1'37.726
7	1'36.758	1'36.798	<b>1'36.760</b>	1'37.014	1'37.283	1'37.298	1'37.424	1'37.546	1'37.206	1'37.284	1'37.500	1'37.725	1'37.644	1'37.815
8	<b>1'36.670</b>	1'37.076	1'36.883	1'37.418	1'37.227	1'37.074	1'37.640	1'37.585	1'37.535	1'37.426	1'37.925	1'37.673	1'37.584	1'37.944
9	1'36.868	1'36.997	1'36.942	1'37.233	1'37.449	1'37.258	1'37.510	1'37.649	1'37.829	1'37.594	1'37.859	1'38.970	1'37.731	1'38.865
10	1'37.169	1'36.936	1'37.026	1'37.173	1'37.543	1'37.441	1'37.713	1'37.852	1'37.191	1'37.427	1'37.873	1'38.007	1'37.922	1'38.284

	3 Noz	91 Has	32 Vin	94 Fol	84 Cre	23 Pon	76 Cav	44 Mah
1	1'43.641	1'44.560	1'45.120	1'45.416	1'46.788	1'46.295	1'47.101	1'43.092
2	<b>1'37.619</b>	1'38.222	1'38.371	1'38.718	1'41.053	2'07.195	1'40.816	
3	1'37.902	<b>1'38.102</b>	<b>1'38.331</b>	<b>1'38.113</b>	1'40.449	1'40.216	<b>1'40.248</b>	
4	1'37.987	1'38.330	1'38.749	1'38.714	<b>1'40.098</b>	<b>1'39.827</b>	1'40.872	
5	1'38.395	1'38.912	1'38.427	1'38.421	1'40.330	1'40.015	1'40.455	
6	1'38.401	1'38.689	1'38.501	1'38.449	1'40.577	1'39.968	1'40.805	
7	1'38.765	1'38.230	1'38.572	1'38.616	1'40.716	1'40.106	1'40.631	
8	1'38.738	1'38.164	1'39.200	1'38.889	1'40.499	1'40.025	2'13.719	
9	1'39.048	1'38.264	1'39.079	1'41.083	1'40.891	1'39.953		
10	1'39.235	1'38.390	1'38.897	1'38.884	1'40.844	1'40.699		

30/05/2021

These data/results cannot be reproduced, stored and/or transmitted in whole or in part by any manner of electronic, mechanical, photocopying, recording, broadcasting or otherwise now known or herein after developed without the previous express consent by the copyright owner, except for reproduction in daily press and regular printed publications on sale to the public within 60 days of the event related to those data/results and always provided that copyright symbol appears together as follows below.

© DORNA WSBK ORGANIZATION Srl 2021

FICR PERUGIA TIMING



Official Tyre Supplier



Official Timekeeper



## Gaerne Estoril Round, 28-30 May 2021 Best Sectors & Speed Tissot Superspole Race

### RESULTS

1	1 J. REA	Kawasaki ZX-10RR	Laps 10
2	54 T. RAZGATLIOGLU	Yamaha YZF R1	0.690
3	45 S. REDDING	Ducati Panigale V4 R	1.180
4	31 G. GERLOFF	Yamaha YZF R1	2.059
5	21 M. RINALDI	Ducati Panigale V4 R	3.583
6	22 A. LOWES	Kawasaki ZX-10RR	3.623
7	66 T. SYKES	BMW M 1000 RR	7.062
8	50 E. LAVERTY	BMW M 1000 RR	7.831
9	7 C. DAVIES	Ducati Panigale V4 R	8.969
10	19 A. BAUTISTA	Honda CBR1000 RR-R	9.581
11	55 A. LOCATELLI	Yamaha YZF R1	10.013
12	53 T. RABAT	Ducati Panigale V4 R	10.850
13	60 M. VAN DER MARK	BMW M 1000 RR	11.419
14	47 A. BASSANI	Ducati Panigale V4 R	15.703
15	3 K. NOZANE	Yamaha YZF R1	16.678
16	91 L. HASLAM	Honda CBR1000 RR-R	16.810
17	32 I. VINALES	Kawasaki ZX-10RR	20.194
18	94 J. FOLGER	BMW M 1000 RR	22.250
19	84 L. CRESSON	Kawasaki ZX-10RR	39.192
20	23 C. PONSSON	Yamaha YZF R1	1'01.246
RET	76 S. CAVALIERI	Kawasaki ZX-10RR	2 Laps
RET	44 L. MAHIAS	Kawasaki ZX-10RR	9 Laps

### SPEED

1	19 A. BAUTISTA	Honda CBR1000 RR-R	328,3
2	7 C. DAVIES	Ducati Panigale V4 R	328,3
3	21 M. RINALDI	Ducati Panigale V4 R	325,3
4	45 S. REDDING	Ducati Panigale V4 R	325,3
5	22 A. LOWES	Kawasaki ZX-10RR	324,3
6	53 T. RABAT	Ducati Panigale V4 R	323,4
7	50 E. LAVERTY	BMW M 1000 RR	322,4
8	91 L. HASLAM	Honda CBR1000 RR-R	321,4
9	1 J. REA	Kawasaki ZX-10RR	320,5
10	47 A. BASSANI	Ducati Panigale V4 R	320,5
11	60 M. VAN DER MARK	BMW M 1000 RR	319,5
12	31 G. GERLOFF	Yamaha YZF R1	319,5
13	94 J. FOLGER	BMW M 1000 RR	318,6
14	66 T. SYKES	BMW M 1000 RR	318,6
15	3 K. NOZANE	Yamaha YZF R1	318,6
16	54 T. RAZGATLIOGLU	Yamaha YZF R1	318,6
17	55 A. LOCATELLI	Yamaha YZF R1	316,7
18	32 I. VINALES	Kawasaki ZX-10RR	313,0
19	23 C. PONSSON	Yamaha YZF R1	313,0
20	84 L. CRESSON	Kawasaki ZX-10RR	313,0
21	44 L. MAHIAS	Kawasaki ZX-10RR	310,3
22	76 S. CAVALIERI	Kawasaki ZX-10RR	309,5

### SEG. 1

1	54 T. RAZGATLIOGLU	19.495
2	7 C. DAVIES	19.629
3	45 S. REDDING	19.632
4	31 G. GERLOFF	19.652
5	50 E. LAVERTY	19.693
6	1 J. REA	19.712
7	55 A. LOCATELLI	19.713
8	19 A. BAUTISTA	19.744
9	66 T. SYKES	19.753
10	60 M. VAN DER MARK	19.754
11	22 A. LOWES	19.759
12	21 M. RINALDI	19.763
13	91 L. HASLAM	19.836
14	53 T. RABAT	19.850
15	3 K. NOZANE	19.851
16	47 A. BASSANI	19.858
17	94 J. FOLGER	19.866
18	32 I. VINALES	20.046
19	44 L. MAHIAS	20.083
20	23 C. PONSSON	20.161
21	84 L. CRESSON	20.342
22	76 S. CAVALIERI	20.363

### SEG. 2

1	1 J. REA	23.389
2	31 G. GERLOFF	23.390
3	45 S. REDDING	23.408
4	7 C. DAVIES	23.480
5	54 T. RAZGATLIOGLU	23.483
6	21 M. RINALDI	23.491
7	22 A. LOWES	23.549
8	66 T. SYKES	23.551
9	50 E. LAVERTY	23.560
10	60 M. VAN DER MARK	23.567
11	19 A. BAUTISTA	23.636
12	47 A. BASSANI	23.651
13	53 T. RABAT	23.658
14	55 A. LOCATELLI	23.668
15	91 L. HASLAM	23.767
16	3 K. NOZANE	23.774
17	32 I. VINALES	23.828
18	94 J. FOLGER	23.858
19	44 L. MAHIAS	24.071
20	23 C. PONSSON	24.203
21	84 L. CRESSON	24.287
22	76 S. CAVALIERI	24.311

### SEG. 3

1	1 J. REA	22.720
2	22 A. LOWES	22.727
3	54 T. RAZGATLIOGLU	22.750
4	45 S. REDDING	22.757
5	31 G. GERLOFF	22.850
6	3 K. NOZANE	22.877
7	7 C. DAVIES	22.890
8	21 M. RINALDI	22.900
9	60 M. VAN DER MARK	22.975
10	66 T. SYKES	22.976
11	55 A. LOCATELLI	22.977
12	19 A. BAUTISTA	22.979
13	50 E. LAVERTY	22.988
14	47 A. BASSANI	23.006
15	53 T. RABAT	23.025
16	91 L. HASLAM	23.079
17	94 J. FOLGER	23.144
18	32 I. VINALES	23.277
19	44 L. MAHIAS	23.370
20	76 S. CAVALIERI	23.585
21	84 L. CRESSON	23.597
22	23 C. PONSSON	23.603

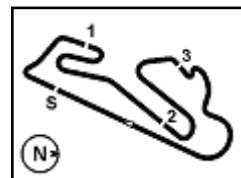
### SEG. 4

1	1 J. REA	30.541
2	21 M. RINALDI	30.593
3	54 T. RAZGATLIOGLU	30.609
4	31 G. GERLOFF	30.625
5	7 C. DAVIES	30.671
6	53 T. RABAT	30.701
7	22 A. LOWES	30.702
8	19 A. BAUTISTA	30.741
9	66 T. SYKES	30.747
10	55 A. LOCATELLI	30.748
11	45 S. REDDING	30.776
12	50 E. LAVERTY	30.824
13	47 A. BASSANI	30.833
14	3 K. NOZANE	30.840
15	60 M. VAN DER MARK	30.848
16	32 I. VINALES	30.959
17	44 L. MAHIAS	31.018
18	94 J. FOLGER	31.094
19	91 L. HASLAM	31.106
20	23 C. PONSSON	31.521
21	84 L. CRESSON	31.723
22	76 S. CAVALIERI	31.748

30/05/2021

These data/results cannot be reproduced, stored and/or transmitted in whole or in part by any manner of electronic, mechanical, photocopying, recording, broadcasting or otherwise now known or herein after developed without the previous express consent by the copyright owner, except for reproduction in daily press and regular printed publications on sale to the public within 60 days of the event related to those data/results and always provided that copyright symbol appears together as follows below.

© DORNA WSBK ORGANIZATION Srl 2021



## Gaerne Estoril Round, 28-30 May 2021 Chronological Analysis Tissot Superpole Race

Circuito Estoril 4.182 m

Start at 11:00'30.988

1 / 3

1° 1 J. REA (1'36.670)							
Lap	Seg.1	Seg.2	Seg.3	Seg.4	Lap Time	km/h	Local Time
1		23.600	23.077	30.764	1'41.119		11:02'12.107
2	19.972	23.751	22.847	30.605	1'37.175	318,6	11:03'49.282
3	19.784	23.619	22.814	30.631	1'36.848	319,5	11:05'26.130
4	19.783	23.558	22.843	<b>30.541</b>	1'36.725	<b>320,5</b>	11:07'02.855
5	19.832	<b>23.389</b>	22.746	30.740	1'36.707	318,6	11:08'39.562
6	19.932	23.446	22.768	30.868	1'37.014	310,3	11:10'16.576
7	19.731	23.485	22.758	30.784	1'36.758	314,9	11:11'53.334
8	<b>19.712</b>	23.459	<b>22.720</b>	30.779	<b>1'36.670</b>	314,9	11:13'30.004
9	19.723	23.493	22.742	30.910	1'36.868	314,9	11:15'06.872
10	19.766	23.518	22.888	30.997	1'37.169	316,7	11:16'44.041
Race Time 16'13.053							

9	19.864	23.634	23.011	30.940	1'37.449	321,4	11:15'10.081
10	<b>19.763</b>	23.681	23.082	31.017	1'37.543	322,4	11:16'47.624
Race Time 16'16.636							

2° 54 T. RAZGATLIOGLU (1'36.734)							
Lap	Seg.1	Seg.2	Seg.3	Seg.4	Lap Time	km/h	Local Time
1		23.678	22.978	<b>30.609</b>	1'41.198		11:02'12.186
2	19.750	23.535	22.857	30.807	1'36.949	317,6	11:03'49.135
3	19.562	23.537	<b>22.750</b>	30.885	<b>1'36.734</b>	312,1	11:05'25.869
4	<b>19.495</b>	23.498	22.915	30.891	1'36.799	314,0	11:07'02.668
5	19.508	<b>23.483</b>	22.826	31.085	1'36.902	314,9	11:08'39.570
6	20.060	23.519	22.857	30.918	1'37.354	312,1	11:10'16.924
7	19.627	23.509	22.856	30.806	1'36.798	317,6	11:11'53.722
8	19.711	23.521	22.865	30.979	1'37.076	<b>318,6</b>	11:13'30.798
9	19.594	23.535	22.855	31.013	1'36.997	315,8	11:15'07.795
10	19.568	23.503	22.881	30.984	1'36.936	315,8	11:16'44.731
Race Time 16'13.743							

6° 22 A. LOWES (1'36.909)							
Lap	Seg.1	Seg.2	Seg.3	Seg.4	Lap Time	km/h	Local Time
1		24.072	23.041	30.764	1'42.304		11:02'13.292
2	19.815	23.686	22.924	31.055	1'37.480	314,9	11:03'50.772
3	19.788	<b>23.549</b>	<b>22.727</b>	30.845	<b>1'36.909</b>	<b>320,5</b>	11:05'27.681
4	19.767	23.612	22.820	30.755	1'36.954	<b>324,3</b>	11:07'04.635
5	19.848	23.620	22.818	30.726	1'37.012	318,6	11:08'41.647
6	19.775	23.575	22.811	30.785	1'36.946	320,5	11:10'18.593
7	19.845	23.624	23.033	30.796	1'37.298	317,6	11:11'55.891
8	<b>19.759</b>	23.604	22.910	30.801	1'37.074	320,5	11:13'32.965
9	19.807	23.746	23.003	<b>30.702</b>	1'37.258	320,5	11:15'10.223
10	19.923	23.696	22.911	30.911	1'37.441	318,6	11:16'47.664
Race Time 16'16.676							

3° 45 S. REDDING (1'36.760)							
Lap	Seg.1	Seg.2	Seg.3	Seg.4	Lap Time	km/h	Local Time
1		23.461	<b>22.757</b>	30.977	1'41.031		11:02'12.019
2	19.895	23.737	22.778	<b>30.776</b>	1'37.186	317,6	11:03'49.205
3	19.688	23.538	22.792	30.818	1'36.836	314,0	11:05'26.041
4	19.684	23.432	23.585	30.842	1'37.543	320,5	11:07'03.584
5	19.796	23.479	22.842	30.793	1'36.910	323,4	11:08'40.494
6	19.836	23.510	22.895	30.875	1'37.116	323,4	11:10'17.610
7	19.701	<b>23.408</b>	22.823	30.828	<b>1'36.760</b>	324,3	11:11'54.370
8	19.703	23.459	22.894	30.827	1'36.883	<b>325,3</b>	11:13'31.253
9	<b>19.632</b>	23.483	22.912	30.915	1'36.942	322,4	11:15'08.195
10	19.642	23.470	22.935	30.979	1'37.026	323,4	11:16'45.221
Race Time 16'14.233							

7° 66 T. SYKES (1'37.291)							
Lap	Seg.1	Seg.2	Seg.3	Seg.4	Lap Time	km/h	Local Time
1		23.975	23.055	<b>30.747</b>	1'42.129		11:02'13.117
2	19.762	23.697	23.048	31.298	1'37.805	316,7	11:03'50.922
3	20.006	23.713	23.044	30.904	1'37.667	310,3	11:05'28.589
4	<b>19.753</b>	<b>23.551</b>	23.030	30.957	<b>1'37.291</b>	<b>318,6</b>	11:07'05.880
5	19.843	23.676	22.986	30.859	1'37.364	316,7	11:08'43.244
6	19.871	23.688	22.982	31.031	1'37.572	317,6	11:10'20.816
7	19.834	23.637	<b>22.976</b>	30.977	1'37.424	317,6	11:11'58.240
8	19.867	23.686	23.102	30.985	1'37.640	316,7	11:13'35.880
9	19.811	23.675	23.149	30.875	1'37.510	314,9	11:15'13.390
10	19.819	23.764	23.119	31.011	1'37.713	316,7	11:16'51.103
Race Time 16'20.115							

4° 31 G. GERLOFF (1'36.755)							
Lap	Seg.1	Seg.2	Seg.3	Seg.4	Lap Time	km/h	Local Time
1		23.786	22.975	30.631	1'41.419		11:02'12.407
2	19.821	23.779	22.931	<b>30.625</b>	1'37.156	318,6	11:03'49.563
3	19.733	23.578	22.857	30.828	1'36.996	<b>319,5</b>	11:05'26.559
4	19.671	23.449	<b>22.850</b>	30.785	<b>1'36.755</b>	318,6	11:07'03.314
5	19.681	23.402	22.901	30.886	1'36.870	318,6	11:08'40.184
6	19.922	23.409	22.928	30.819	1'37.078	<b>319,5</b>	11:10'17.262
7	<b>19.652</b>	<b>23.390</b>	22.968	31.004	1'37.014	318,6	11:11'54.276
8	19.886	23.574	23.059	30.899	1'37.418	317,6	11:13'31.694
9	19.734	23.579	22.964	30.956	1'37.233	<b>319,5</b>	11:15'08.927
10	19.731	23.545	22.985	30.912	1'37.173	318,6	11:16'46.100
Race Time 16'15.112							

8° 50 E. LAVERTY (1'37.233)							
Lap	Seg.1	Seg.2	Seg.3	Seg.4	Lap Time	km/h	Local Time
1		24.132	<b>22.988</b>	30.858	1'42.734		11:02'13.722
2	<b>19.693</b>	23.632	23.104	30.962	1'37.391	320,5	11:03'51.113
3	20.108	23.778	23.074	30.908	1'37.868	310,3	11:05'28.981
4	19.817	<b>23.560</b>	22.999	31.089	1'37.465	<b>322,4</b>	11:07'06.446
5	19.735	23.639	23.035	<b>30.824</b>	<b>1'37.233</b>	319,5	11:08'43.679
6	19.855	23.653	23.118	30.935	1'37.561	<b>322,4</b>	11:10'21.240
7	19.823	23.699	23.035	30.989	1'37.546	321,4	11:11'58.786
8	19.774	23.653	23.087	31.071	1'37.585	320,5	11:13'36.371
9	19.867	23.633	23.120	31.029	1'37.649	313,0	11:15'14.020
10	19.839	23.719	23.173	31.121	1'37.852	319,5	11:16'51.872
Race Time 16'20.884							

5° 21 M. RINALDI (1'36.933)							
Lap	Seg.1	Seg.2	Seg.3	Seg.4	Lap Time	km/h	Local Time
1		23.828	22.997	<b>30.593</b>	1'41.580		11:02'12.568
2	19.950	23.632	23.078	30.696	1'37.356	305,9	11:03'49.924
3	19.852	23.589	<b>22.900</b>	30.652	1'36.993	318,6	11:05'26.917
4	19.779	<b>23.491</b>	22.914	30.749	<b>1'36.933</b>	<b>325,3</b>	11:07'03.850
5	19.820	23.494	22.949	30.742	1'37.005	323,4	11:08'40.855
6	19.842	23.604	23.033	30.788	1'37.267	<b>325,3</b>	11:10'18.122
7	19.867	23.612	22.956	30.848	1'37.283	323,4	11:11'55.405
8	19.778	23.652	22.950	30.847	1'37.227	322,4	11:13'32.632

9° 7 C. DAVIES (1'36.823)							
Lap	Seg.1	Seg.2	Seg.3	Seg.4	Lap Time	km/h	Local Time
1		24.837	23.228	31.190	1'44.601		11:02'15.589
2	19.686	<b>23.480</b>	22.986	<b>30.671</b>	<b>1'36.823</b>	325,3	11:03'52.412
3	19.798	23.585	23.034	30.867	1'37.284	323,4	11:05'29.696
4	20.511	23.675	23.040	31.223	1'38.449	<b>328,3</b>	11:07'08.145
5	19.764	23.630	23.019	30.836	1'37.249	321,4	11:08'45.394
6	19.730	23.621	23.551	30.953	1'37.855	323,4	11:10'23.249
7	19.816	23.550	22.974	30.866	1'37.206	323,4	11:12'00.455
8	19.790	23.603	23.124	31.018	1'37.535	323,4	11:13'37.990
9	19.876	23.995	<b>22.890</b>	31.068	1'37.829	322,4	11:15'15.819
10	<b>19.629</b>	23.540	22.946	31.076	1'37.191	317,6	11:16'53.010
Race Time 16'22.022							

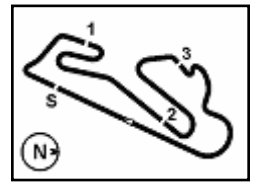
10° 19 A. BAUTISTA (1'37.220)							
Lap	Seg.1	Seg.2	Seg.3	Seg.4	Lap Time	km/h	Local Time
1		24.727	23.231	31.043	1'44.662		11:02'15.650
2	20.164	23.992	23.008	30.969	1'38.133	306,8	11:03'53.783
3	19.766	23.734	<b>22.979</b>	<b>30.741</b>	<b>1'37.220</b>	321,4	11:05'31.003
4	19.778	23.681	23.040	30.745	1'37.244	325,3	11:07'08.247
5	20.105	23.895	23.015	31.197	1'38.212	314,0	11:08'46.459

30/05/2021 P = Pits In/Out - C = Lap Time Cancelled

These data/results cannot be reproduced, stored and/or transmitted in whole or in part by any manner of electronic, mechanical, photocopying, recording, broadcasting or otherwise now known or herein after developed without the previous express consent by the copyright owner, except for reproduction in daily press and regular printed publications on sale to the public within 60 days of the event related to those data/results and always provided that copyright symbol appears together as follows below.

© DORNA WSBK ORGANIZATION Srl 2021





## Gaerne Estoril Round, 28-30 May 2021 Chronological Analysis Tissot Superpole Race

Circuito Estoril 4.182 m

Start at 11:00'30.988

2 / 3

6	19.762	23.714	22.992	30.964	1'37.432	<b>328,3</b>	11:10'23.891	3	<b>19.851</b>	24.060	22.993	30.998	1'37.902	316,7	11:05'30.150
7	19.813	<b>23.636</b>	23.011	30.824	1'37.284	326,3	11:12'01.175	4	19.884	<b>23.774</b>	22.929	31.400	1'37.987	<b>318,6</b>	11:07'08.137
8	19.816	23.669	23.068	30.873	1'37.426	327,3	11:13'38.601	5	20.062	23.913	22.979	31.441	1'38.395	307,7	11:08'46.532
9	19.800	23.793	23.070	30.931	1'37.594	323,4	11:15'16.195	6	20.314	23.864	23.016	31.207	1'38.401	314,0	11:10'24.933
10	<b>19.744</b>	23.668	23.040	30.975	1'37.427	324,3	11:16'53.622	7	19.926	24.006	23.210	31.623	1'38.765	316,7	11:12'03.698

Race Time 16'22.634

11° 55 A. LOCATELLI (1'37.485)							
Lap	Seg.1	Seg.2	Seg.3	Seg.4	Lap Time	km/h	Local Time
1		24.276	23.166	30.917	1'43.352		11:02'14.340
2	19.979	23.848	23.073	<b>30.748</b>	1'37.648	310,3	11:03'51.988
3	19.876	<b>23.668</b>	23.125	30.936	1'37.605	<b>316,7</b>	11:05'29.593
4	20.212	23.729	23.023	30.916	1'37.880	314,9	11:07'07.473
5	<b>19.713</b>	23.695	23.074	31.003	<b>1'37.485</b>	314,9	11:08'44.958
6	19.931	23.798	23.316	30.894	1'37.939	313,0	11:10'22.897
7	19.862	23.678	<b>22.977</b>	30.983	1'37.500	315,8	11:12'00.397
8	20.032	23.741	23.119	31.033	1'37.925	314,9	11:13'38.322
9	19.782	23.910	23.176	30.991	1'37.859	315,8	11:15'16.181
10	20.013	23.744	23.061	31.055	1'37.873	311,2	11:16'54.054

Race Time 16'23.066

12° 53 T. RABAT (1'37.512)							
Lap	Seg.1	Seg.2	Seg.3	Seg.4	Lap Time	km/h	Local Time
1		24.306	23.157	30.741	1'43.044		11:02'14.032
2	19.919	<b>23.658</b>	23.097	30.931	1'37.605	317,6	11:03'51.637
3	20.044	23.742	<b>23.025</b>	<b>30.701</b>	<b>1'37.512</b>	321,4	11:05'29.149
4	20.068	23.722	23.069	30.915	1'37.774	314,9	11:07'06.923
5	19.952	23.792	23.126	30.960	1'37.830	319,5	11:08'44.753
6	19.948	23.726	23.104	30.985	1'37.763	322,4	11:10'22.516
7	19.980	23.686	23.042	31.017	1'37.725	322,4	11:12'00.241
8	<b>19.850</b>	23.728	23.051	31.044	1'37.673	<b>323,4</b>	11:13'37.914
9	19.902	24.833	23.192	31.043	1'38.970	321,4	11:15'16.884
10	20.035	23.758	23.127	31.087	1'38.007	317,6	11:16'54.891

Race Time 16'23.903

13° 60 M. VAN DER MARK (1'37.408)							
Lap	Seg.1	Seg.2	Seg.3	Seg.4	Lap Time	km/h	Local Time
1		24.738	23.349	31.222	1'44.519		11:02'15.507
2	19.999	<b>23.567</b>	<b>22.975</b>	30.969	1'37.510	318,6	11:03'53.017
3	19.937	23.645	22.978	<b>30.848</b>	<b>1'37.408</b>	316,7	11:05'30.425
4	19.946	23.667	23.169	31.000	1'37.782	315,8	11:07'08.207
5	20.365	23.852	23.137	31.040	1'38.394	310,3	11:08'46.601
6	20.095	23.645	23.160	31.078	1'37.978	315,8	11:10'24.579
7	19.805	23.717	23.075	31.047	1'37.644	317,6	11:12'02.223
8	<b>19.754</b>	23.616	23.066	31.148	1'37.584	<b>319,5</b>	11:13'39.807
9	19.873	23.743	23.148	30.967	1'37.731	317,6	11:15'17.538
10	19.943	23.717	23.229	31.033	1'37.922	315,8	11:16'55.460

Race Time 16'24.472

14° 47 A. BASSANI (1'37.602)							
Lap	Seg.1	Seg.2	Seg.3	Seg.4	Lap Time	km/h	Local Time
1		24.708	23.853	31.062	1'45.526		11:02'16.514
2	19.983	23.873	23.293	30.874	1'38.023	<b>320,5</b>	11:03'54.537
3	20.291	<b>23.651</b>	23.292	31.016	1'38.250	<b>320,5</b>	11:05'32.787
4	19.995	23.686	23.088	<b>30.833</b>	<b>1'37.602</b>	317,6	11:07'10.389
5	20.044	23.869	23.347	31.461	1'38.721	311,2	11:08'49.110
6	20.012	23.701	23.009	31.004	1'37.726	315,8	11:10'26.836
7	20.016	23.665	<b>23.006</b>	31.128	1'37.815	318,6	11:12'04.651
8	<b>19.858</b>	23.822	23.116	31.148	1'37.944	<b>320,5</b>	11:13'42.595
9	20.130	24.020	23.395	31.320	1'38.865	309,5	11:15'21.460
10	20.047	23.790	23.160	31.287	1'38.284	311,2	11:16'59.744

Race Time 16'28.756

15° 3 K. NOZANE (1'37.619)							
Lap	Seg.1	Seg.2	Seg.3	Seg.4	Lap Time	km/h	Local Time
1		24.735	22.995	<b>30.840</b>	1'43.641		11:02'14.629
2	20.027	23.811	<b>22.877</b>	30.904	<b>1'37.619</b>	308,6	11:03'52.248

16° 91 L. HASLAM (1'38.102)							
Lap	Seg.1	Seg.2	Seg.3	Seg.4	Lap Time	km/h	Local Time
1		24.575	23.306	31.452	1'44.560		11:02'15.548
2	20.155	23.871	<b>23.079</b>	31.117	1'38.222	317,6	11:03'53.770
3	20.030	<b>23.767</b>	23.199	<b>31.106</b>	<b>1'38.102</b>	315,8	11:05'31.872
4	19.854	23.798	23.345	31.333	1'38.330	<b>321,4</b>	11:07'10.202
5	20.005	23.902	23.374	31.631	1'38.912	318,6	11:08'49.114
6	20.139	24.104	23.229	31.217	1'38.689	313,0	11:10'27.803
7	19.945	23.876	23.153	31.256	1'38.230	317,6	11:12'06.033
8	<b>19.836</b>	23.878	23.154	31.296	1'38.164	319,5	11:13'44.197
9	19.891	23.885	23.190	31.298	1'38.264	319,5	11:15'22.461
10	19.931	23.893	23.373	31.193	1'38.390	318,6	11:17'00.851

Race Time 16'29.863

17° 32 I. VINALES (1'38.331)							
Lap	Seg.1	Seg.2	Seg.3	Seg.4	Lap Time	km/h	Local Time
1		24.888	23.791	<b>30.959</b>	1'45.120		11:02'16.108
2	20.147	23.871	23.346	31.007	1'38.371	<b>313,0</b>	11:03'54.479
3	20.073	<b>23.828</b>	23.284	31.146	<b>1'38.331</b>	310,3	11:05'32.810
4	20.446	23.848	23.311	31.144	1'38.749	312,1	11:07'11.559
5	20.092	23.852	23.369	31.114	1'38.427	311,2	11:08'49.986
6	<b>20.046</b>	23.888	<b>23.277</b>	31.290	1'38.501	312,1	11:10'28.487
7	20.075	23.926	23.278	31.293	1'38.572	<b>313,0</b>	11:12'07.059
8	20.140	24.044	23.533	31.483	1'39.200	311,2	11:13'46.259
9	20.255	23.992	23.403	31.429	1'39.079	308,6	11:15'25.338
10	20.093	23.992	23.321	31.491	1'38.897	307,7	11:17'04.235

Race Time 16'33.247

18° 94 J. FOLGER (1'38.113)							
Lap	Seg.1	Seg.2	Seg.3	Seg.4	Lap Time	km/h	Local Time
1		24.747	23.776	31.136	1'45.416		11:02'16.404
2	20.298	24.012	23.304	31.104	1'38.718	301,7	11:03'55.122
3	19.956	23.919	<b>23.144</b>	<b>31.094</b>	<b>1'38.113</b>	<b>318,6</b>	11:05'33.235
4	20.164	23.940	23.389	31.221	1'38.714	<b>318,6</b>	11:07'11.949
5	19.997	<b>23.858</b>	23.349	31.217	1'38.421	315,8	11:08'50.370
6	19.989	23.888	23.322	31.250	1'38.449	<b>318,6</b>	11:10'28.819
7	20.054	23.926	23.363	31.273	1'38.616	317,6	11:12'07.435
8	19.989	23.975	23.602	31.323	1'38.889	314,9	11:13'46.324
9	22.050	24.186	23.416	31.431	1'41.083	314,9	11:15'27.407
10	<b>19.866</b>	24.077	23.498	31.443	1'38.884	316,7	11:17'06.291

Race Time 16'35.303

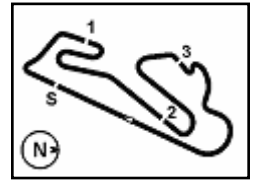
19° 84 L. CRESSON (1'40.098)							
Lap	Seg.1	Seg.2	Seg.3	Seg.4	Lap Time	km/h	Local Time
1		24.877	24.032	31.766	1'46.788		11:02'17.776
2	20.428	24.768	23.750	32.107	1'41.053	<b>313,0</b>	11:03'58.829
3	20.768	<b>24.287</b>	23.671	<b>31.723</b>	1'40.449	306,8	11:05'39.278
4	<b>20.342</b>	24.295	23.609	31.852	<b>1'40.098</b>	310,3	11:07'19.376
5	20.462	24.317	<b>23.597</b>	31.954	1'40.330	302,5	11:08'59.706
6	20.417	24.372	23.656	32.132	1'40.577	302,5	11:10'40.283
7	20.548	24.393	23.857	31.918	1'40.716	300,0	11:12'20.999
8	20.495	24.396	23.666	31.942	1'40.499	300,8	11:14'01.498
9	20.448	24.513	23.856	32.074	1'40.891	303,4	11:15'42.389
10	20.439	24.675	23.845	31.885	1'40.844	303,4	11:17'23.233

Race Time 16'52.245

30/05/2021 P = Pits In/Out - C = Lap Time Cancelled

These data/results cannot be reproduced, stored and/or transmitted in whole or in part by any manner of electronic, mechanical, photocopying, recording, broadcasting or otherwise now known or herein after developed without the previous express consent by the copyright owner, except for reproduction in daily press and regular printed publications on sale to the public within 60 days of the event related to those data/results and always provided that copyright symbol appears together as follows below.

© DORNA WSBK ORGANIZATION Srl 2021



## Gaerne Estoril Round, 28-30 May 2021 Chronological Analysis Tissot Superpole Race

Start at 11:00'30.988

20° 23 C. PONSSON (1'39.827)							
Lap	Seg.1	Seg.2	Seg.3	Seg.4	Lap Time	km/h	Local Time
1		24.894	23.930	<b>31.521</b>	1'46.295		11:02'17.283
2	<b>20.161</b>	49.227	25.602	32.205	2'07.195	<b>313,0</b>	11:04'24.478
3	20.550	24.243	23.733	31.690	1'40.216	305,1	11:06'04.694
4	20.255	24.214	<b>23.603</b>	31.755	<b>1'39.827</b>	308,6	11:07'44.521
5	20.500	<b>24.203</b>	23.615	31.697	1'40.015	306,8	11:09'24.536
6	20.338	24.254	23.681	31.695	1'39.968	306,8	11:11'04.504
7	20.264	24.248	23.860	31.734	1'40.106	307,7	11:12'44.610
8	20.320	24.327	23.705	31.673	1'40.025	307,7	11:14'24.635
9	20.277	24.244	23.671	31.761	1'39.953	306,8	11:16'04.588
10	20.244	24.338	24.005	32.112	1'40.699	307,7	11:17'45.287
Race Time 17'14.299							

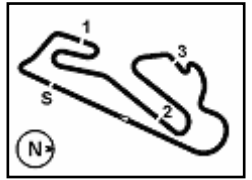
RET 76 S. CAVALIERI (1'40.248)							
Lap	Seg.1	Seg.2	Seg.3	Seg.4	Lap Time	km/h	Local Time
1		25.111	23.911	<b>31.748</b>	1'47.101		11:02'18.089
2	20.451	24.833	23.711	31.821	1'40.816	304,2	11:03'58.905
3	<b>20.363</b>	24.365	23.602	31.918	<b>1'40.248</b>	<b>309,5</b>	11:05'39.153
4	20.717	24.607	23.606	31.942	1'40.872	301,7	11:07'20.025
5	20.643	<b>24.311</b>	23.610	31.891	1'40.455	301,7	11:09'00.480
6	20.702	24.463	<b>23.585</b>	32.055	1'40.805	302,5	11:10'41.285
7	20.581	24.468	23.598	31.984	1'40.631	299,2	11:12'21.916
8	20.592	24.888	36.242	51.997	2'13.719P	300,0	11:14'35.635
Race Time 14'04.647							

RET 44 L. MAHIAS							
Lap	Seg.1	Seg.2	Seg.3	Seg.4	Lap Time	km/h	Local Time
1		<b>24.071</b>	<b>23.370</b>	<b>31.018</b>	1'43.092		11:02'14.080
Race Time 1'43.092							

30/05/2021 P = Pits In/Out - C = Lap Time Cancelled

These data/results cannot be reproduced, stored and/or transmitted in whole or in part by any manner of electronic, mechanical, photocopying, recording, broadcasting or otherwise now known or herein after developed without the previous express consent by the copyright owner, except for reproduction in daily press and regular printed publications on sale to the public within 60 days of the event related to those data/results and always provided that copyright symbol appears together as follows below.

© DORNA WSBK ORGANIZATION Srl 2021



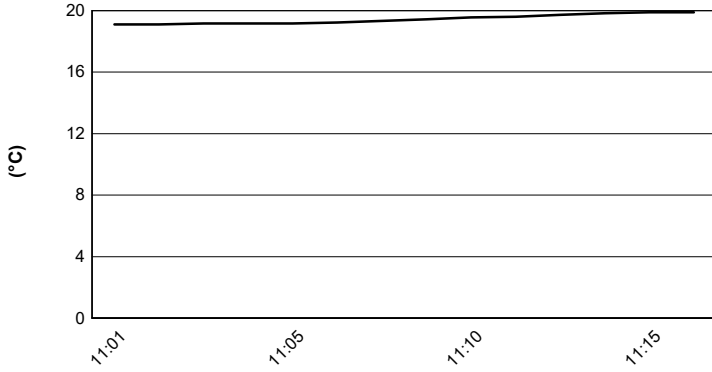
Circuito Estoril 4.182 m

Gaerne Estoril Round, 28-30 May 2021

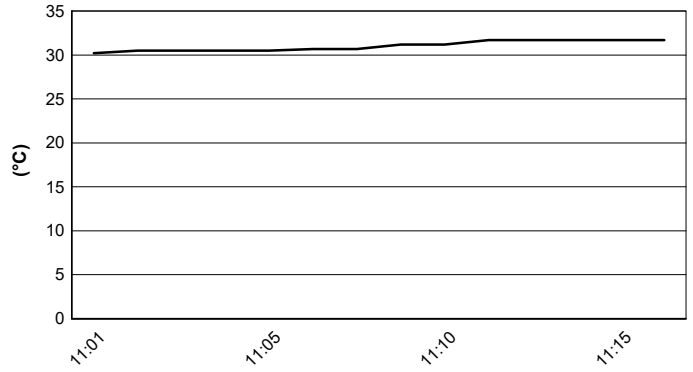
Weather Report Tissot Superpole Race

Session started 11:01 - Session ended 11:17


### Air Temperature



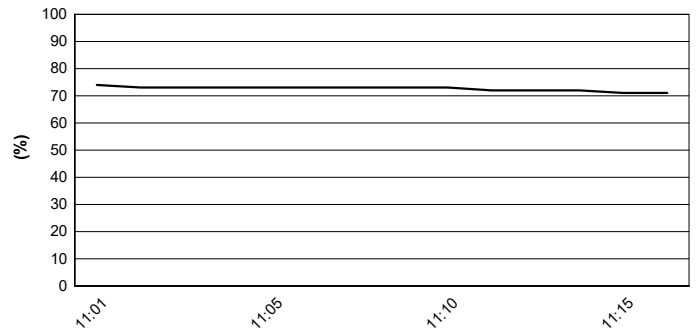
### Track Temperature



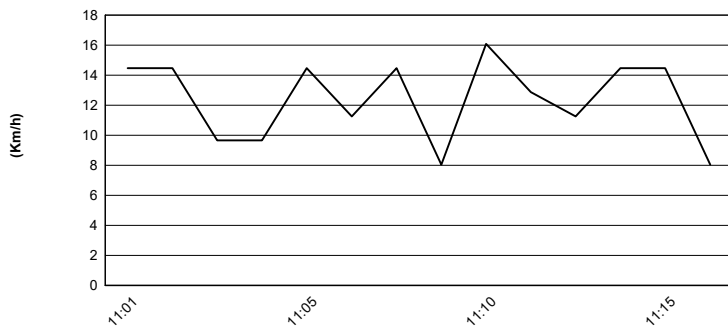
### Air Pressure



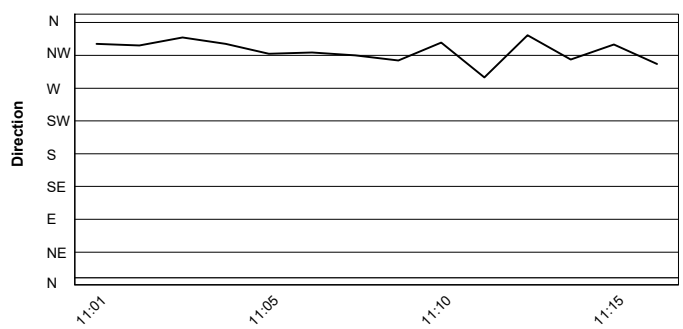
### Humidity



### Wind Speed



### Wind Direction

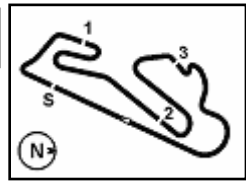


30/05/2021

These data/results cannot be reproduced, stored and/or transmitted in whole or in part by any manner of electronic, mechanical, photocopying, recording, broadcasting or otherwise now known or herein after developed without the previous express consent by the copyright owner, except for reproduction in daily press and regular printed publications on sale to the public within 60 days of the event related to those data/results and always provided that copyright symbol appears together as follows below.

© DORNA WSBK ORGANIZATION Srl 2021





**Gaerne Estoril Round, 28-30 May 2021**  
**Manufacturers Standings**

Circuito Estoril 4.182 m

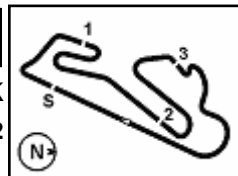
	Points	Points From First	Points From Previous	May 23	May 30	June 13	July 4	July 25	August 8	August 22	September 5	September 19	September 26	October 3	October 16	November 14		
				ARAGON	ESTORIL	MISANO	DONINGTON	ASSEN	MOST	NAVARRA	MAGNY-COURS	BARCELONA	JEREZ	PORTIMAO	VILLICUM	MANDALIKA		
1 KAWASAKI	85			25 20 12	16 12													
2 DUCATI	76	9		13 25 6	25 7													
3 YAMAHA	62	23	14	16 10 7	20 9													
4 BMW	40	45	22	10 13 5	9 3													
5 HONDA	24	61	16	8 5 3	8													

30/05/2021 First Line: Race 1 & 2 - Second Line: Tissot Superpole Race

These data/results cannot be reproduced, stored and/or transmitted in whole or in part by any manner of electronic, mechanical, photocopying, recording, broadcasting or otherwise now known or herein after developed without the previous express consent by the copyright owner, except for reproduction in daily press and regular printed publications on sale to the public within 60 days of the event related to those data/results and always provided that copyright symbol appears together as follows below.

© DORNA WSBK ORGANIZATION Srl 2021





Circuito Estoril 4.182 m

**Gaerne Estoril Round, 28-30 May 2021**  
**Tissot Superpole Award**

	Points	Points From First	Points From Previous	May 23 ARAGON	May 30 ESTORIL	June 13 MISANO	July 4 DONINGTON	July 25 ASSEN	August 8 MOST	August 22 NAVARRA	September 5 MAGNY-COURS	September 19 BARCELONA	September 26 JEREZ	October 3 PORTIMAO	October 16 VILLICUM	November 14 MANDALIKA			
1 <b>REA</b> Jonathan (GBR)	48			12 12	12 12														
2 <b>REDDING</b> Scott (GBR)	27	21		9 2	9 7														
3 <b>GERLOFF</b> Garrett (USA)	23	25	4	4 7	6 6														
4 <b>RAZGATLIOGLU</b> Toprak (TUR)	20	28	3	4	7 9														
5 <b>LOWES</b> Alex (GBR)	19	29	1	6 9	4														
6 <b>SYKES</b> Tom (GBR)	15	33	4	7	5 3														
7 <b>DAVIES</b> Chaz (GBR)	12	36	3	5 6	1														
8 <b>RINALDI</b> Michael Ruben (ITA)	10	38	2	1	4 5														
9 <b>VAN DER MARK</b> Michael (NED)	5	43	5	5															
10 <b>BAUTISTA</b> Alvaro (ESP)	5	43	0	2 3															
11 <b>HASLAM</b> Leon (GBR)	3	45	2	3															
12 <b>MAHIAS</b> Lucas (FRA)	3	45	0		3														
13 <b>RABAT</b> Tito (ESP)	2	46	1		2														
14 <b>LAVERTY</b> Eugene (IRL)	2	46	0		2														
15 <b>LOCATELLI</b> Andrea (ITA)	1	47	1		1														
16 <b>NOZANE</b> Kohta (JPN)	1	47	0	1															

30/05/2021 Odd points columns: Tissot Superpole Even points columns: Tissot Superpole Race

These data/results cannot be reproduced, stored and/or transmitted in whole or in part by any manner of electronic, mechanical, photocopying, recording, broadcasting or otherwise now known or herein after developed without the previous express consent by the copyright owner, except for reproduction in daily press and regular printed publications on sale to the public within 60 days of the event related to those data/results and always provided that copyright symbol appears together as follows below.

© DORNA WSBK ORGANIZATION Srl 2021