

Autodrom Most 4.212 m

Czech Round, 19-21 July 2024

Results Tissot Superpole Race

Laps 10 = 42,120 Km - Time of Race 15'20.668 - Avg. 164,698 km/h

1 / 2

Pos	Grid	No. Rider	Nat	Team	Bike	Class	LL	Gap	Rel.	Fastest Lap	Speed	Qualifying	Speed
1	1	54 T. RAZGATLIOGLU	TUR	ROKIT BMW Motorrad WorldSBK Team	BMW M1000 RR		10			1'31.180	303,3	1'30.064	299,2
2	4	11 N. BULEGA	ITA	Aruba.it Racing - Ducati	Ducati Panigale V4R		10	3.812	3.812	1'31.513	298,4	1'30.857	296,8
3	3	22 A. LOWES	GBR	Kawasaki Racing Team WorldSBK	Kawasaki ZX-10RR		10	4.251	0.439	1'31.431	297,6	1'30.758	293,6
4	6	9 D. PETRUCCI	ITA	Barni Spark Racing Team	Ducati Panigale V4R	IND	10	6.534	2.283	1'31.765	300,0	1'30.997	299,2
5	5	87 R. GARDNER	AUS	GYTR GRT Yamaha WorldSBK Team	Yamaha YZF R1		10	6.673	0.139	1'31.724	295,2	1'30.889	291,2
6	9	55 A. LOCATELLI	ITA	Pata Prometeon Yamaha	Yamaha YZF R1		10	7.510	0.837	1'31.854	296,8	1'31.110	296,8
7	2	29 A. IANNONE	ITA	Team GoEleven	Ducati Panigale V4R	IND	10	7.556	0.046	1'31.697	302,5	1'30.729	300,0
8	15	65 J. REA	GBR	Pata Prometeon Yamaha	Yamaha YZF R1		10	10.044	2.488	1'31.873	298,4	1'31.467	292,8
9 P	16	60 M. VAN DER MARK	NED	ROKIT BMW Motorrad WorldSBK Team	BMW M1000 RR		10	10.100	0.056	1'31.822	303,3	1'31.493	299,2
10	10	21 M. RINALDI	ITA	Team Motocorsa Racing	Ducati Panigale V4R	IND	10	10.928	0.828	1'32.190	300,0	1'31.170	299,2
11	14	97 X. VIERGE	ESP	Team HRC	Honda CBR1000 RR-R		10	11.291	0.363	1'32.086	299,2	1'31.465	300,0
12	8	31 G. GERLOFF	USA	Bonovo Action BMW	BMW M1000 RR		10	12.532	1.241	1'32.267	302,5	1'31.082	300,0
13	18	47 A. BASSANI	ITA	Kawasaki Racing Team WorldSBK	Kawasaki ZX-10RR		10	14.128	1.596	1'32.091	300,0	1'31.618	296,0
14	13	7 I. LECUONA	ESP	Team HRC	Honda CBR1000 RR-R		10	14.133	0.005	1'32.186	299,2	1'31.390	299,2
15	19	53 T. RABAT	ESP	Kawasaki Puccetti Racing	Kawasaki ZX-10RR	IND	10	17.553	3.420	1'32.672	295,2	1'32.113	296,0
16	21	28 B. RAY	GBR	Yamaha Motoxrcing WorldSBK Team	Yamaha YZF R1	IND	10	17.899	0.346	1'32.554	291,2	1'32.216	295,2
17	20	5 P. OETTL	GER	GMT94 Yamaha	Yamaha YZF R1	IND	10	19.060	1.161	1'32.677	296,0	1'32.123	291,2
18	17	77 D. AEGERTER	SUI	GYTR GRT Yamaha WorldSBK Team	Yamaha YZF R1		10	25.346	6.286	1'32.332	292,8	1'31.533	295,2
19	22	36 L. MERCADO	ARG	PETRONAS MIE Racing Honda	Honda CBR1000 RR-R	IND	10	27.054	1.708	1'33.307	293,6	1'32.961	293,6
20	23	79 H. GILLIM	USA	PETRONAS MIE Racing Honda	Honda CBR1000 RR-R	IND	10	29.199	2.145	1'33.549	288,2	1'33.756	293,6
-----Not Classified-----													
NC	7	1 A. BAUTISTA	ESP	Aruba.it Racing - Ducati	Ducati Panigale V4R		10	37.007		1'31.343	302,5	1'31.017	302,5
RET	11	45 S. REDDING	GBR	Bonovo Action BMW	BMW M1000 RR		2	8 Laps		1'32.925	300,8	1'31.229	300,0
RET	12	14 S. LOWES	GBR	ELF Marc VDS Racing Team	Ducati Panigale V4R	IND	2	8 Laps		1'32.627	298,4	1'31.345	295,2

AIR	Humidity:	50%	Temp:	27°C
TRACK	Condition:	Dry	Temp:	40°C

Records	Pole [SP]	2024	T.Razgatioglu	1'30.064	168,360 Km/h
	Race [SPRC]	2022	T.Razgatioglu	1'31.180	166,300 Km/h
	All Times [SP]	2024	T.Razgatioglu	1'30.064	168,360 Km/h
Race Fastest Lap		Lap 6	T.Razgatioglu	1'31.180	166,300 Km/h

LAP LEADERS					
No. Rider	From	To	Laps	Total	
11 N. BULEGA	1	3	3	3	
54 T. RAZGATLIOGLU	4	10	7	7	

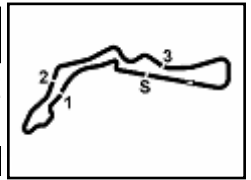
TOTAL LEADER LAPS				
No. Rider	Laps			
54 T. RAZGATLIOGLU	138	87 R. GARDNER	5	
11 N. BULEGA	54			
1 A. BAUTISTA	36			
24 N. SPINELLI	14			
29 A. IANNONE	10			
22 A. LOWES	9			
14 S. LOWES	5			
55 A. LOCATELLI	5			

Start 11:00 End 11:18 The results are provisional until the end of the time limit for protests and appeals and the completion of the technical checks.

21/07/2024

These data/results cannot be reproduced, stored and/or transmitted in whole or in part by any manner of electronic, mechanical, photocopying, recording, broadcasting or otherwise now known or herein after developed without the previous express consent by the copyright owner, except for reproduction in daily press and regular printed publications on sale to the public within 60 days of the event related to those data/results and always provided that copyright symbol appears together as follows below.

© DORNA WSBK ORGANIZATION Srl 2024



Czech Round, 19-21 July 2024
Results Tissot Superpole Race

Race Highlights

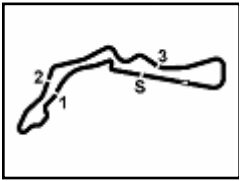
Time	No. Rider	Description
09.45.00		Official Ambient Temperature: 25.4 degrees
10.45.00		Sighting Lap Started
10.57.49		Warm Up Lap Started
11.00.18		Start of Session
11.01.11	77 D. AEGERTER	#77 Crashed - Rejoined - Turn 10
11.02.02	7 I. LECUONA	#7 Current Lap Time Cancelled - Exceeded Track Limits - Turn 1
11.02.14	7 I. LECUONA	#7 Under Investigation - Course Cutting - Turn 1
11.03.37	5 P. OETTL	#5 Current Lap Time Cancelled - Exceeded Track Limits - Turn 1
11.03.48	14 S. LOWES	#14 Crashed - Turn 1
11.03.49	45 S. REDDING	#45 Crashed - Turn 1
11.04.21	45 S. REDDING	#45 Current Lap Time Cancelled - Exceeded Track Limits - Turn 1
11.04.51		No Jump Starts
11.05.09	5 P. OETTL	#5 Under Investigation - Course Cutting - Turn 1
11.05.32	14 S. LOWES	#14 Not Actively Competing
11.05.32	45 S. REDDING	#45 Not Actively Competing
11.06.05	14 S. LOWES	#14 Medical Centre
11.08.09	97 X. VIERGE	#97 Current Lap Time Cancelled - Exceeded Track Limits - Turn 1
11.08.24	7 I. LECUONA	#7 No Further Action - Course Cutting - Turn 1
11.08.52	97 X. VIERGE	#97 Under Investigation - Course Cutting - Turn 1
11.10.02	97 X. VIERGE	#97 No Further Action - Course Cutting - Turn 1
11.11.40	5 P. OETTL	#5 No Further Action - Course Cutting - Turn 1
11.14.19	11 N. BULEGA	#11 On the Gravel - Rejoined - Turn 1
11.14.24	1 A. BAUTISTA	#1 Crashed - Turn 1
11.14.37	1 A. BAUTISTA	#1 Rejoined
11.15.59	1 A. BAUTISTA	#1 Entered Pit Lane
11.16.23	1 A. BAUTISTA	Not Classified
11.16.49	1 A. BAUTISTA	#1 not classified - chequered flag inside pit lane
11.17.01		Podium Confirmed
11.18.40		End of Session
11.46.00	60 M. VAN DER MARK	#60 Penalized to Drop 1 Position - Overtake under Yellow Flag - Turn 1

Start End The results are provisional until the end of the time limit for protests and appeals and the completion of the technical checks.

21/07/2024 11:00 11:18

These data/results cannot be reproduced, stored and/or transmitted in whole or in part by any manner of electronic, mechanical, photocopying, recording, broadcasting or otherwise now known or herein after developed without the previous express consent by the copyright owner, except for reproduction in daily press and regular printed publications on sale to the public within 60 days of the event related to those data/results and always provided that copyright symbol appears together as follows below.

© DORNA WSBK ORGANIZATION Srl 2024



Czech Round, 19–21 July 2024 Riders Standings

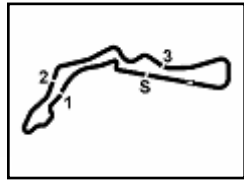
	Points	Points From First	Points From Previous	February 25 PHILLIP ISLAND	March 24 BARCELONA	April 21 ASSEN	June 16 MISANO	July 14 DONINGTON PARK	July 21 MOST	August 11 PORTIMAO	September 8 MAGNY-COURS	September 22 CREMONA CIRCUIT	September 29 ARAGON	October 13 ESTORIL	October 20 JEREZ					
1 RAZGATLIOGLU Toprak (TUR)	278			11 7	25 16 12	20 25 1	25 25 12	25 25 12	25 12											
2 BULEGA Nicolo (ITA)	219	59		25 11 5	20 20 6	5 8 9	20 20 9	13 20 9	10 9											
3 BAUTISTA Alvaro (ESP)	199	79	20	1 20 6	16 25 7	16 20 12	16 16 16	16 11 4	13											
4 LOWES Alex (GBR)	172	106	27	13 25 12	10 10 5	11 7	11 13 7	20 16 5	7											
5 LOCATELLI Andrea (ITA)	129	149	43	20 9	11 3 2	4 11 4	13 11 6	10 9 3	9 4											
6 PETRUCCI Danilo (ITA)	111	167	18	8 16 3	9 11 3		7 10 1	9 10 1	20 6											
7 IANNONE Andrea (ITA)	107	171	4	16 13 9	13 9	13	9 5 5	5 5	16 3											
8 GARDNER Remy (AUS)	99	179	8	4 4	1 9 1	13 16 6	10 8 8	6 5 5	11 5											
9 VAN DER MARK Michael (NED)	85	193	14	9 7 4	7 13 4	9 7 2	8	7 4 7	7 1											
10 REA Jonathan (GBR)	65	213	20		8	10 5	6 2	11 8 7	6 2											
11 AEGERTER Dominique (SUI)	64	214	1	10 6 3	8 7	3 9		8 7 3												
12 BASSANI Axel (ITA)	50	228	14	4 5 6	6	7	5 9 4	4 6												
13 GERLOFF Garrett (USA)	46	232	4	7 8 4	4 6	4	4	2 3 8												
14 REDDING Scott (GBR)	43	235	3	5	5	8	1 4 13	6 1												
15 LOWES Sam (GBR)	40	238	3	3 9 2	4	10 3	3	2 4												
16 RINALDI Michael Ruben (ITA)	29	249	11	2 10 1	5	3	2	1 5												
17 VIERGE Xavi (ESP)	28	250	1	6 3 2	2 2	6 6		1 2												
18 SPINELLI Nicholas (ITA)	25	253	3			25														
19 LECUONA Iker (ESP)	24	254	1		3		6 7 3	3 2												
20 MACKENZIE Tarran (GBR)	7	271	17			2 5														
21 OETTL Philipp (GER)	5	273	2	2		2	1													
22 RABAT Tito (ESP)	4	274	1		1	1	2													
23 PIRRO Michele (ITA)	3	275	1				3													
24 RAY Bradley (GBR)	2	276	1	1		1														

21/07/2024

First Line: Race 1 & 2 - Second Line: Tissot Superpole Race

These data/results cannot be reproduced, stored and/or transmitted in whole or in part by any manner of electronic, mechanical, photocopying, recording, broadcasting or otherwise now known or herein after developed without the previous express consent by the copyright owner, except for reproduction in daily press and regular printed publications on sale to the public within 60 days of the event related to those data/results and always provided that copyright symbol appears together as follows below.

© DORNA WSBK ORGANIZATION Srl 2024



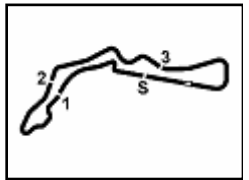
Czech Round, 19–21 July 2024 Riders Standings

Points	Points From First	Points From Previous	Independent Riders															
			February 25 PHILIP ISLAND	March 24 BARCELONA	April 21 ASSEN	June 16 MISANO	July 14 DONINGTON PARK	July 21 MOST	August 11 PORTIMAO	September 8 MAGNY-COURS	September 22 CREMONA CIRCUIT	September 29 ARAGON	October 13 ESTORIL	October 20 JEREZ				
1	PETRUCCI Danilo (ITA)	111	8 16	9 11 3		7 10 1	9 10 1	20 6										
2	IANNONE Andrea (ITA)	107 4	16 13	13 9	13	9 5 5	5	16 3										
3	LOWES Sam (GBR)	40 71 67	3 9 2	4	10 3	3	2	4										
4	RINALDI Michael Ruben (ITA)	29 82 11	2 10 1	5	3 2	1	5											
5	SPINELLI Nicholas (ITA)	25 86 4			25													
6	MACKENZIE Tarran (GBR)	7 104 18			2 5													
7	OETTL Philipp (GER)	5 106 2	2		2	1												
8	RABAT Tito (ESP)	4 107 1		1	1	2												
9	RAY Bradley (GBR)	2 109 2	1		1													

21/07/2024 First Line: Race 1 & 2 - Second Line: Tissot Superpole Race

These data/results cannot be reproduced, stored and/or transmitted in whole or in part by any manner of electronic, mechanical, photocopying, recording, broadcasting or otherwise now known or herein after developed without the previous express consent by the copyright owner, except for reproduction in daily press and regular printed publications on sale to the public within 60 days of the event related to those data/results and always provided that copyright symbol appears together as follows below.

© DORNA WSBK ORGANIZATION Srl 2024



Autodrom Most 4.212 m

Czech Round, 19–21 July 2024

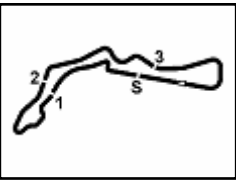
Manufacturers Standings

	Points	Points From First	Points From Previous	February 25 PHILLIP ISLAND		March 24 BARCELONA		April 21 ASSEN		June 16 MISANO		July 14 DONINGTON PARK		July 21 MOST		August 11 PORTIMAO		September 8 MAGNY-COURS		September 22 CREMONA CIRCUIT		September 29 ARAGON		October 13 ESTORIL		October 20 JEREZ		
				1	2	1	2	1	2	1	2	1	2	1	2	1	2	1	2	1	2	1	2	1	2	1	2	
1	BMW	287		11	8	25	16	20	25	25	25	25	25	25														
				7		12		2		12		12		12														
2	DUCATI	285	2	25	20	20	25	25	20	20	20	16	20	20														
				6		9		12		9		9		9														
3	KAWASAKI	173	114	112	13	25	10	10	11	1	11	13	20	16														
				12		5		7		7		7	5		7													
4	YAMAHA	165	122	8	20	6	11	9	13	16	13	11	11	9	11													
				9		2		6		6		6	7		5													
5	HONDA	49	238	116	6	3	3	2	6	6	6	7	3	2	2													
											3																	

21/07/2024 First Line: Race 1 & 2 - Second Line: Tissot Superpole Race

These data/results cannot be reproduced, stored and/or transmitted in whole or in part by any manner of electronic, mechanical, photocopying, recording, broadcasting or otherwise now known or herein after developed without the previous express consent by the copyright owner, except for reproduction in daily press and regular printed publications on sale to the public within 60 days of the event related to those data/results and always provided that copyright symbol appears together as follows below.

© DORNA WSBK ORGANIZATION Srl 2024



Czech Round, 19–21 July 2024

Teams Standings

		February 25 PHILIP ISLAND	March 24 BARCELONA	April 21 ASSEN	June 16 MISANO	July 14 DOWINGTON PARK	July 21 MOST	August 11 PORTIMAO	September 8 MAGNY-COURS	September 22 CREMONA CIRCUIT	September 29 ARAGON	October 13 ESTORIL	October 20 JEREZ
1 Aruba.it Racing - Ducati	418												
BULEGA Nicola	219	25 5	11 20	20 6	5 8	9 20	20 9	13 20	9 9				
BAUTISTA Alvaro	199	1 6	20 20	16 7	25 12	16 20	16 16	16 11	4 13				
PIRRO Michele						→							
2 ROKIT BMW Motorrad WorldSBK Team	363 [-55]												
RAZGATLIOGLU Toprak	278	11 7	25 16	20 12	25 1	25 12	25 12	25 12	25 12				
VAN DER MARK Michael	85	9 7	7 13	9 4	7 2	8 7	8 4	7 4	7 1				
3 Kawasaki Racing Team WorldSBK	222 [-196]												
LOWES Alex	172	13 12	25 10	10 5	11 7	11 7	13 5	20 6	16 7				
BASSANI Axel	50	4 5	6 6	7 7	5 4	9 4	6 6						
4 Pata Prometeon Yamaha	194 [-224]												
LOCATELLI Andrea	129	20 9	11 3	4 2	11 4	13 6	11 3	10 9	9 4				
REA Jonathan	65		8	10 5	6 2	11 7	8 2	6 7	6 2				
5 GYTR GRT Yamaha WorldSBK Team	163 [-255]												
GARDNER Remy	99	4 4	1 9	1 1	13 6	16 6	10 8	6 5	11 5				
AEGERTER Dominique	64	10 3	6 8	7 7	3 9	9 3	8 7	7 3					
6 Barni Spark Racing Team	136 [-282]												
PETRUCCI Danilo	111	8 16	9 11	3 3		7 10	1 1	9 10	20 6				
SPINELLI Nicholas	25			25									
7 Team GoEleven	107 [-311]												
IANNONE Andrea	107	16 13	13 9		13	9 5	5 5	16 3					
8 Bonovo Action BMW	89 [-329]												
GERLOFF Garrett	46	7 8	4 6		4	4	2 3	8					
REDDING Scott	43	5	5	8	1	4	13 6	1					
9 Team HRC	52 [-366]												
VIERGE Xavi	28	6 3	2 2	6 6			1	2					
LECUONA Iker	24		3		6 3	7 3	3 2						
10 ELF Marc VDS Racing Team	40 [-378]												
LOWES Sam	40	3 2	9 4		10 3	3	2	4					
11 Team Motocorsa Racing	29 [-389]												
RINALDI Michael Ruben	29	2 1	10 5		3	2	1	5					
12 PETRONAS MIE Racing Honda	7 [-411]												

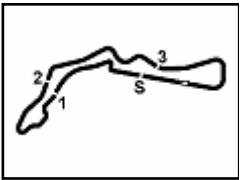
21/07/2024

These data/results cannot be reproduced, stored and/or transmitted in whole or in part by any manner of electronic, mechanical, photocopying, recording, broadcasting or otherwise now known or herein after developed without the previous express consent by the copyright owner, except for reproduction in daily press and regular printed publications on sale to the public within 60 days of the event related to those data/results and always provided that copyright symbol appears together as follows below.

© DORNA WSBK ORGANIZATION Srl 2024

FICR PERUGIA TIMING





Czech Round, 19–21 July 2024

Teams Standings

		February 25 PHILIP ISLAND	March 24 BARCELONA	April 21 ASSEN	June 16 MISANO	July 14 DONINGTON PARK	July 21 MOST	August 11 PORTIMAO	September 8 MAGNY-COURS	September 22 CREMONA CIRCUIT	September 29 ARAGON	October 13 ESTORIL	October 20 JEREZ	
MACKENZIE Tarran	7			2 5										
13 GMT94 Yamaha					5	[-413]								
DETTL Philipp	5	2		2	1									
14 Kawasaki Puccetti Racing					4	[-414]								
RABAT Tito	4		1	1	2									
15 Yamaha Motoxracing WorldSBK Team					2	[-416]								
RAY Bradley	2	1		1										

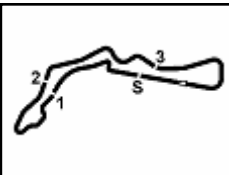
21/07/2024

These data/results cannot be reproduced, stored and/or transmitted in whole or in part by any manner of electronic, mechanical, photocopying, recording, broadcasting or otherwise now known or herein after developed without the previous express consent by the copyright owner, except for reproduction in daily press and regular printed publications on sale to the public within 60 days of the event related to those data/results and always provided that copyright symbol appears together as follows below.

© DORNA WSBK ORGANIZATION Srl 2024

FICR PERUGIA TIMING





Czech Round, 19-21 July 2024

Teams Standings

	February 25 PHILLIP ISLAND	March 24 BARCELONA	April 21 ASSEN	June 16 MISANO	July 14 DONINGTON PARK	July 21 MOST	August 11 PORTIMAO	September 8 MAGNY-COURS	September 22 CREMONA CIRCUIT	September 29 ARAGON	October 13 ESTORIL	October 20 JEREZ
--	-------------------------------	-----------------------	-------------------	-------------------	---------------------------	-----------------	-----------------------	----------------------------	---------------------------------	------------------------	-----------------------	---------------------

Referent Teams												
1 Aruba.it Racing - Ducati 418												
BULEGA Nicolo	219	25 5	11 20	20 6	5 8	9 20	20 9	13 9	20 10	9		
BAUTISTA Alvaro	199	1 6	20 25	16 7	16 12	20 20	16 16	16 4	11 13			
PIRRO Michele												
2 ROKIT BMW Motorrad WorldSBK Team 363 [-55]												
RAZGATLIOGLU Toprak	278	11 7	25 12	16 12	20 1	25 25	25 12	25 12	25 12			
VAN DER MARK Michael	85	9 7	7 13	4 7	9 2	7 7	8	7 4	7 1			
3 Kawasaki Racing Team WorldSBK 222 [-196]												
LOWES Alex	172	13 12	25 10	10 5	10 7	11 7	11 7	13 5	16 7	7		
BASSANI Axel	50	4 5	6	6	7	5 4	9 4	6	6			
4 Pata Prometeon Yamaha 194 [-224]												
LOCATELLI Andrea	129	20 9	11 3	3 2	4 4	11 11	13 6	10 3	9 9	4		
REA Jonathan	65		8	10	5	6	2	11 7	8 6	2		
5 GYTR GRT Yamaha WorldSBK Team 163 [-255]												
GARDNER Remy	99	4 4	1 9	9 1	13 6	16 6	10 8	6 5	11 5			
AEGERTER Dominique	64	10 3	6 8	7 7	3 3	9		8 7	3			
6 Bonovo Action BMW 89 [-329]												
GERLOFF Garrett	46	7 8	4 6		4	4		2 3	8			
REDDING Scott	43	5	5	8		1 4		13 6	1			
7 Team HRC 52 [-366]												
VIERGE Xavi	28	6 3	2 2	2 6	6 6			1	2			
LECUONA Iker	24		3			6 3	7 3	2				

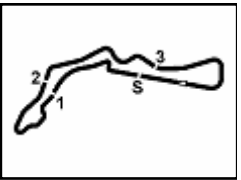
21/07/2024

These data/results cannot be reproduced, stored and/or transmitted in whole or in part by any manner of electronic, mechanical, photocopying, recording, broadcasting or otherwise now known or herein after developed without the previous express consent by the copyright owner, except for reproduction in daily press and regular printed publications on sale to the public within 60 days of the event related to those data/results and always provided that copyright symbol appears together as follows below.

© DORNA WSBK ORGANIZATION Srl 2024

FICR PERUGIA TIMING





Czech Round, 19–21 July 2024

Teams Standings

	February 25 PHILIP ISLAND	March 24 BARCELONA	April 21 ASSEN	June 16 MISANO	July 14 DONINGTON PARK	July 21 MOST	August 11 PORTIMAO	September 8 MAGNY-COURS	September 22 CREMONA CIRCUIT	September 29 ARAGON	October 13 ESTORIL	October 20 JEREZ
--	------------------------------	-----------------------	-------------------	-------------------	---------------------------	-----------------	-----------------------	----------------------------	---------------------------------	------------------------	-----------------------	---------------------

Independent Teams												
1 Barni Spark Racing Team 136												
PETRUCCI Danilo	111	8 16	9 11		7 10	9 10	20					
SPINELLI Nicholas	25			25								
2 Team GoEleven 107 (-29)												
IANNONE Andrea	107	16 13	13 9		13 5	5	16 3					
3 ELF Marc VDS Racing Team 40 (-96)												
LOWES Sam	40	3 9	4		10 3	2	4					
4 Team Motocorsa Racing 29 (-107)												
RINALDI Michael Ruben	29	2 10	5		3 2	1	5					
5 PETRONAS MIE Racing Honda 7 (-129)												
MACKENZIE Tarran	7			2 5								
6 GMT94 Yamaha 5 (-131)												
OETTL Philipp	5	2			2 1							
7 Kawasaki Puccetti Racing 4 (-132)												
RABAT Tito	4		1		1 2							
8 Yamaha Motoxrcing WorldSBK Team 2 (-134)												
RAY Bradley	2	1		1								

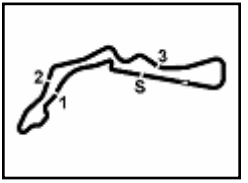
21/07/2024

These data/results cannot be reproduced, stored and/or transmitted in whole or in part by any manner of electronic, mechanical, photocopying, recording, broadcasting or otherwise now known or herein after developed without the previous express consent by the copyright owner, except for reproduction in daily press and regular printed publications on sale to the public within 60 days of the event related to those data/results and always provided that copyright symbol appears together as follows below.

© DORNA WSBK ORGANIZATION Srl 2024

FICR PERUGIA TIMING





Czech Round, 19–21 July 2024

Tissot Superpole Award

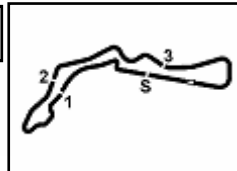
Autodrom Most 4.212 m

Points	Points From First	Points From Previous	February 25		March 24		April 21		June 16		July 14		July 21		August 11		September 8		September 22		September 29		October 13		October 20		
			PHILLIP ISLAND	BARCELONA	ASSEN	MISANO	DONINGTON PARK	MOST	PORTIMAO	MAGNY-COURS	CREMONA CIRCUIT	ARAGON	ESTORIL	JEREZ													
1	RAZGATLIOGLU Toprak (TUR)	116	5	7	12	12	7	1	12	12	12	12	12	12													
2	BULEGA Nicolo (ITA)	101	15	12	5	9	6	9	9	9	9	9	9	6	9												
3	LOWES Alex (GBR)	72	44	29	7	12	3	5	5	7	6	7	1	5	7	7											
4	IANNONE Andrea (ITA)	46	70	26	9	7	9	1	3	5				9	3												
5	LOCATELLI Andrea (ITA)	41	75	5	4	9	1	2	4	4	6	3	3	1	4												
6	BAUTISTA Alvaro (ESP)	41	75	0	1	6	7	3	12	5		4	3														
7	GARDNER Remy (AUS)	37	79	4	3	4	2	1	4	6	7			5	5												
8	REA Jonathan (GBR)	30	86	7				12	5	2	2	7	2														
9	LOWES Sam (GBR)	28	88	2	2	2	5	6	3	2	6	2															
10	AEGERTER Dominique (SUI)	19	97	9	6	3	4		1	5																	
11	VAN DER MARK Michael (NED)	17	99	2		6	4	2		4			1														
12	PETRUCCI Danilo (ITA)	15	101	2			3		1	1	4	6															
13	REDDING Scott (GBR)	13	103	2						7	6																
14	BASSANI Axel (ITA)	4	112	9					4																		
15	RINALDI Michael Ruben (ITA)	3	113	1	1		2																				
16	LECUONA Iker (ESP)	3	113	0					3																		
17	GERLOFF Garrett (USA)	2	114	1								2															

21/07/2024 Odd points columns: Tissot Superpole Even points columns: Tissot Superpole Race

These data/results cannot be reproduced, stored and/or transmitted in whole or in part by any manner of electronic, mechanical, photocopying, recording, broadcasting or otherwise now known or herein after developed without the previous express consent by the copyright owner, except for reproduction in daily press and regular printed publications on sale to the public within 60 days of the event related to those data/results and always provided that copyright symbol appears together as follows below.

© DORNA WSBK ORGANIZATION Srl 2024



Czech Round, 19-21 July 2024

Best Sectors & Speed Tisot Superpole Race

Autodrom Most 4.212 m

RESULTS

Pos	No	Rider	Team	Laps
1	54	T. RAZGATLIOGLU	BMW M 1000 RR	10
2	11	N. BULEGA	Ducati Panigale V4R	3.812
3	22	A. LOWES	Kawasaki ZX-10RR	4.251
4	9	D. PETRUCCI	Ducati Panigale V4R	6.534
5	87	R. GARDNER	Yamaha YZF R1	6.673
6	55	A. LOCATELLI	Yamaha YZF R1	7.510
7	29	A. IANNONE	Ducati Panigale V4R	7.556
8	65	J. REA	Yamaha YZF R1	10.044
9	60	M. VAN DER MARK	BMW M 1000 RR	10.100
10	21	M. RINALDI	Ducati Panigale V4R	10.928
11	97	X. VIERGE	Honda CBR1000 RR-R	11.291
12	31	G. GERLOFF	BMW M 1000 RR	12.532
13	47	A. BASSANI	Kawasaki ZX-10RR	14.128
14	7	I. LECUONA	Honda CBR1000 RR-R	14.133
15	53	T. RABAT	Kawasaki ZX-10RR	17.553
16	28	B. RAY	Yamaha YZF R1	17.899
17	5	P. OETTL	Yamaha YZF R1	19.060
18	77	D. AEGERTER	Yamaha YZF R1	25.346
19	36	L. MERCADO	Honda CBR1000 RR-R	27.054
20	79	H. GILLIM	Honda CBR1000 RR-R	29.199
NC	1	A. BAUTISTA	Ducati Panigale V4R	37.007
RET	45	S. REDDING	BMW M 1000 RR	8 Laps
RET	14	S. LOWES	Ducati Panigale V4R	8 Laps

SPEED

Pos	No	Rider	Team	Speed
1	60	M. VAN DER MARK	BMW M 1000 RR	303,3
2	54	T. RAZGATLIOGLU	BMW M 1000 RR	303,3
3	1	A. BAUTISTA	Ducati Panigale V4R	302,5
4	29	A. IANNONE	Ducati Panigale V4R	302,5
5	31	G. GERLOFF	BMW M 1000 RR	302,5
6	45	S. REDDING	BMW M 1000 RR	300,8
7	9	D. PETRUCCI	Ducati Panigale V4R	300,0
8	21	M. RINALDI	Ducati Panigale V4R	300,0
9	47	A. BASSANI	Kawasaki ZX-10RR	300,0
10	97	X. VIERGE	Honda CBR1000 RR-R	299,2
11	7	I. LECUONA	Honda CBR1000 RR-R	299,2
12	14	S. LOWES	Ducati Panigale V4R	298,4
13	65	J. REA	Yamaha YZF R1	298,4
14	11	N. BULEGA	Ducati Panigale V4R	298,4
15	22	A. LOWES	Kawasaki ZX-10RR	297,6
16	55	A. LOCATELLI	Yamaha YZF R1	296,8
17	5	P. OETTL	Yamaha YZF R1	296,0
18	53	T. RABAT	Kawasaki ZX-10RR	295,2
19	87	R. GARDNER	Yamaha YZF R1	295,2
20	36	L. MERCADO	Honda CBR1000 RR-R	293,6
21	77	D. AEGERTER	Yamaha YZF R1	292,8
22	28	B. RAY	Yamaha YZF R1	291,2
23	79	H. GILLIM	Honda CBR1000 RR-R	288,2

SEG. 1

1	54	T. RAZGATLIOGLU	21.817
2	1	A. BAUTISTA	21.864
3	97	X. VIERGE	21.984
4	11	N. BULEGA	21.986
5	31	G. GERLOFF	22.038
6	22	A. LOWES	22.050
7	9	D. PETRUCCI	22.059
8	29	A. IANNONE	22.070
9	87	R. GARDNER	22.082
10	65	J. REA	22.090
11	60	M. VAN DER MARK	22.111
12	55	A. LOCATELLI	22.125
13	21	M. RINALDI	22.133
14	47	A. BASSANI	22.133
15	7	I. LECUONA	22.169
16	53	T. RABAT	22.289
17	5	P. OETTL	22.298
18	77	D. AEGERTER	22.321
19	28	B. RAY	22.349
20	14	S. LOWES	22.479
21	79	H. GILLIM	22.502
22	36	L. MERCADO	22.566
23	45	S. REDDING	22.688

SEG. 2

1	54	T. RAZGATLIOGLU	22.648
2	22	A. LOWES	22.752
3	55	A. LOCATELLI	22.797
4	1	A. BAUTISTA	22.800
5	87	R. GARDNER	22.800
6	29	A. IANNONE	22.820
7	11	N. BULEGA	22.837
8	65	J. REA	22.844
9	9	D. PETRUCCI	22.909
10	60	M. VAN DER MARK	22.945
11	7	I. LECUONA	22.957
12	47	A. BASSANI	22.968
13	21	M. RINALDI	22.974
14	28	B. RAY	22.982
15	97	X. VIERGE	22.990
16	45	S. REDDING	23.007
17	77	D. AEGERTER	23.023
18	53	T. RABAT	23.065
19	31	G. GERLOFF	23.075
20	5	P. OETTL	23.081
21	14	S. LOWES	23.087
22	79	H. GILLIM	23.284
23	36	L. MERCADO	23.337

SEG. 3

1	22	A. LOWES	24.003
2	9	D. PETRUCCI	24.039
3	1	A. BAUTISTA	24.052
4	87	R. GARDNER	24.057
5	29	A. IANNONE	24.071
6	11	N. BULEGA	24.088
7	21	M. RINALDI	24.123
8	65	J. REA	24.131
9	55	A. LOCATELLI	24.140
10	60	M. VAN DER MARK	24.147
11	54	T. RAZGATLIOGLU	24.157
12	47	A. BASSANI	24.161
13	77	D. AEGERTER	24.182
14	7	I. LECUONA	24.189
15	97	X. VIERGE	24.205
16	31	G. GERLOFF	24.210
17	14	S. LOWES	24.252
18	28	B. RAY	24.310
19	53	T. RABAT	24.335
20	45	S. REDDING	24.380
21	5	P. OETTL	24.399
22	36	L. MERCADO	24.407
23	79	H. GILLIM	24.599

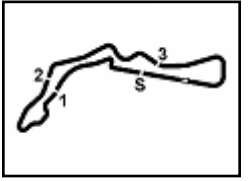
SEG. 4

1	11	N. BULEGA	22.419
2	54	T. RAZGATLIOGLU	22.447
3	1	A. BAUTISTA	22.467
4	60	M. VAN DER MARK	22.475
5	29	A. IANNONE	22.522
6	22	A. LOWES	22.543
7	65	J. REA	22.552
8	9	D. PETRUCCI	22.560
9	87	R. GARDNER	22.575
10	77	D. AEGERTER	22.584
11	55	A. LOCATELLI	22.595
12	21	M. RINALDI	22.625
13	47	A. BASSANI	22.630
14	31	G. GERLOFF	22.631
15	14	S. LOWES	22.636
16	97	X. VIERGE	22.652
17	7	I. LECUONA	22.694
18	5	P. OETTL	22.745
19	28	B. RAY	22.757
20	53	T. RABAT	22.772
21	45	S. REDDING	22.820
22	36	L. MERCADO	22.894
23	79	H. GILLIM	22.963

21/07/2024

These data/results cannot be reproduced, stored and/or transmitted in whole or in part by any manner of electronic, mechanical, photocopying, recording, broadcasting or otherwise now known or herein after developed without the previous express consent by the copyright owner, except for reproduction in daily press and regular printed publications on sale to the public within 60 days of the event related to those data/results and always provided that copyright symbol appears together as follows below.

© DORNA WSBK ORGANIZATION Srl 2024



Czech Round, 19–21 July 2024
Lap Chart Tissot Superpole Race

		Lap									
	1	2	3	4	5	6	7	8	9	10	
1	11	11	11	54	54	54	54	54	54	54	54
2	1	1	54	11	11	11	11	11	11	11	11
3	54	54	1	1	1	1	1	1	1	1	22
4	9	22	22	22	22	22	22	22	22	22	9
5	22	9	9	87	87	87	87	87	87	87	87
6	55	87	87	9	9	9	9	9	9	9	55
7	87	55	55	55	55	55	55	55	55	55	29
8	97	29	29	29	29	29	29	29	29	29	60
9	29	97	97	97	97	60	60	60	65	65	65
10	21	65	65	65	60	65	65	65	60	21	21
11	65	21	21	21	65	21	21	21	21	21	97
12	31	31	60	60	21	31	31	97	97	31	31
13	45	60	31	31	31	97	97	31	31	47	47
14	60	45	47	47	47	47	47	47	47	47	7
15	7	14	7	7	7	7	7	7	7	7	53
16	14	47	53	53	53	53	53	53	53	28	28
17	47	53	28	28	28	28	28	28	28	28	5
18	53	7	5	5	5	5	5	5	5	5	77
19	5	28	36	36	36	36	36	36	36	36	36
20	28	5	79	79	79	79	77	77	77	77	79
21	36	36	77	77	77	77	79	79	79	79	1
22	79	79									
23	77	77									

Final Result		
1	54 T. RAZGATLIOGLU	Laps 10
2	11 N. BULEGA	3.812
3	22 A. LOWES	4.251
4	9 D. PETRUCCI	6.534
5	87 R. GARDNER	6.673
6	55 A. LOCATELLI	7.510
7	29 A. IANNONE	7.556
8	65 J. REA	10.044
9	60 M. VAN DER MARK (P)	10.100
10	21 M. RINALDI	10.928
11	97 X. VIERGE	11.291
12	31 G. GERLOFF	12.532
13	47 A. BASSANI	14.128
14	7 I. LECUONA	14.133
15	53 T. RABAT	17.553
16	28 B. RAY	17.899
17	5 P. OETTL	19.060
18	77 D. AEGERTER	25.346
19	36 L. MERCADO	27.054
20	79 H. GILLUM	29.199
NC	1 A. BAUTISTA	37.007
RET	45 S. REDDING	8 Laps
RET	14 S. LOWES	8 Laps

21/07/2024

These data/results cannot be reproduced, stored and/or transmitted in whole or in part by any manner of electronic, mechanical, photocopying, recording, broadcasting or otherwise now known or herein after developed without the previous express consent by the copyright owner, except for reproduction in daily press and regular printed publications on sale to the public within 60 days of the event related to those data/results and always provided that copyright symbol appears together as follows below.

© DORNA WSBK ORGANIZATION Srl 2024

Czech Round, 19-21 July 2024

Lap Chart Tissot Superpole Race

Autodrom Most 4.212 m

2 / 3

Lap 1		
1	11 N.Bulega	1'36.761
2	1 A.Bautista	0.442
3	54 T.Razgatlioglu	0.571
4	9 D.Petrucci	0.653
5	22 A.Lowes	0.736
6	55 A.Locatelli	1.022
7	87 R.Gardner	1.157
8	97 X.Vierge	1.686
9	29 A.Iannone	2.118
10	21 M.Rinaldi	2.333
11	65 J.Rea	2.536
12	31 G.Gerloff	2.933
13	45 S.Redding	3.055
14	60 M.van der Mark	3.147
15	7 I.Lecuona	3.306
16	14 S.Lowes	3.460
17	47 A.Bassani	3.753
18	53 T.Rabat	4.436
19	5 P.Oettl	4.851
20	28 B.Ray	4.949
21	36 L.Mercado	5.551
22	79 H.Gillim	6.421
23	77 D.Aegerter	15.328

Lap 4		
1	54 T.Razgatlioglu	6'11.803
2	11 N.Bulega	0.177
3	1 A.Bautista	0.425
4	22 A.Lowes	0.863
5	87 R.Gardner	2.814
6	9 D.Petrucci	3.008
7	55 A.Locatelli	3.394
8	29 A.Iannone	3.458
9	97 X.Vierge	4.288
10	65 J.Rea	4.644
11	21 M.Rinaldi	4.782
12	60 M.van der Mark	4.835
13	31 G.Gerloff	5.236
14	47 A.Bassani	6.113
15	7 I.Lecuona	8.197
16	53 T.Rabat	8.968
17	28 B.Ray	9.531
18	5 P.Oettl	9.965
19	36 L.Mercado	11.646
20	79 H.Gillim	14.134
21	77 D.Aegerter	18.033

Lap 5		
1	54 T.Razgatlioglu	7'43.186
2	11 N.Bulega	0.307
3	1 A.Bautista	1.122
4	22 A.Lowes	1.637
5	87 R.Gardner	3.221
6	9 D.Petrucci	3.671
7	55 A.Locatelli	3.968
8	29 A.Iannone	4.227
9	97 X.Vierge	5.026
10	60 M.van der Mark	5.570
11	65 J.Rea	5.765
12	21 M.Rinaldi	6.024
13	31 G.Gerloff	6.473
14	47 A.Bassani	6.931
15	7 I.Lecuona	9.030
16	53 T.Rabat	10.414
17	28 B.Ray	10.702
18	5 P.Oettl	11.259
19	36 L.Mercado	14.215
20	79 H.Gillim	16.485
21	77 D.Aegerter	19.039

Lap 6		
1	54 T.Razgatlioglu	9'14.366
2	11 N.Bulega	0.662
3	1 A.Bautista	1.340
4	22 A.Lowes	2.299
5	87 R.Gardner	3.997
6	9 D.Petrucci	4.428
7	55 A.Locatelli	4.747
8	29 A.Iannone	5.100
9	60 M.van der Mark	6.301
10	65 J.Rea	6.590
11	21 M.Rinaldi	7.379
12	31 G.Gerloff	7.590
13	97 X.Vierge	7.878
14	47 A.Bassani	8.407
15	7 I.Lecuona	10.142
16	53 T.Rabat	11.906
17	28 B.Ray	12.228
18	5 P.Oettl	12.957
19	36 L.Mercado	16.736
20	79 H.Gillim	19.342
21	77 D.Aegerter	20.310

Lap 7		
1	54 T.Razgatlioglu	10'45.708
2	11 N.Bulega	0.863

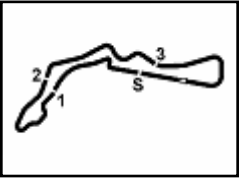
3	1 A.Bautista	1.341
4	22 A.Lowes	2.699
5	87 R.Gardner	4.403
6	9 D.Petrucci	4.851
7	55 A.Locatelli	5.259
8	29 A.Iannone	5.961
9	60 M.van der Mark	7.353
10	65 J.Rea	7.571
11	21 M.Rinaldi	8.227
12	31 G.Gerloff	8.569
13	97 X.Vierge	8.924
14	47 A.Bassani	9.720
15	7 I.Lecuona	11.327
16	53 T.Rabat	13.578
17	28 B.Ray	13.838
18	5 P.Oettl	14.516
19	36 L.Mercado	19.290
20	77 D.Aegerter	22.258
21	79 H.Gillim	22.838

Lap 8		
1	54 T.Razgatlioglu	12'17.243
2	11 N.Bulega	0.934
3	1 A.Bautista	1.275
4	22 A.Lowes	2.979
5	87 R.Gardner	5.022
6	9 D.Petrucci	5.191
7	55 A.Locatelli	6.021
8	29 A.Iannone	6.668
9	60 M.van der Mark	8.123
10	65 J.Rea	8.330
11	21 M.Rinaldi	9.133
12	97 X.Vierge	9.827
13	31 G.Gerloff	10.518
14	47 A.Bassani	11.408
15	7 I.Lecuona	12.202
16	53 T.Rabat	14.977
17	28 B.Ray	15.168
18	5 P.Oettl	15.987
19	36 L.Mercado	21.821
20	77 D.Aegerter	23.295
21	79 H.Gillim	25.512

Lap 9		
1	54 T.Razgatlioglu	13'48.659
2	11 N.Bulega	1.455
3	1 A.Bautista	1.574
4	22 A.Lowes	3.776
5	87 R.Gardner	6.087
6	9 D.Petrucci	6.123
7	55 A.Locatelli	6.954
8	29 A.Iannone	7.460
9	65 J.Rea	9.162
10	60 M.van der Mark	9.232
11	21 M.Rinaldi	10.064
12	97 X.Vierge	10.581
13	31 G.Gerloff	11.749
14	47 A.Bassani	12.850
15	7 I.Lecuona	13.146
16	53 T.Rabat	16.660
17	28 B.Ray	16.925
18	5 P.Oettl	17.714
19	36 L.Mercado	24.732
20	77 D.Aegerter	24.794
21	79 H.Gillim	27.659

Lap 10		
1	54 T.Razgatlioglu	15'20.668
2	11 N.Bulega	3.812
3	22 A.Lowes	4.251
4	9 D.Petrucci	6.534
5	87 R.Gardner	6.673
6	55 A.Locatelli	7.510

21/07/2024
 These data/results cannot be reproduced, stored and/or transmitted in whole or in part by any manner of electronic, mechanical, photocopying, recording, broadcasting or otherwise now known or herein after developed without the previous express consent by the copyright owner, except for reproduction in daily press and regular printed publications on sale to the public within 60 days of the event related to those data/results and always provided that copyright symbol appears together as follows below.
 © DORNA WSBK ORGANIZATION Srl 2024



Czech Round, 19-21 July 2024
Lap Chart Tissot Superpole Race

Race Pace Comparison

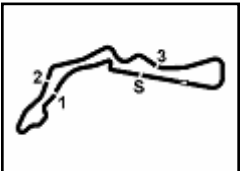
	54 Raz	11 Bul	22 ALo	9 Pet	87 Gar	55 Loc	29 Ian	65 Rea	60 vdM	21 Rin	97 Vie	31 Ger	47 Bas	7 Lec
1	1'37.332	1'36.761	1'37.497	1'37.414	1'37.918	1'37.783	1'38.879	1'39.297	1'39.908	1'39.094	1'38.447	1'39.694	1'40.514	1'40.067
2	1'31.561	1'31.607	1'31.889	1'32.238	1'32.152	1'32.554	1'31.941	1'32.026	1'32.112	1'32.394	1'32.565	1'32.267	1'32.502	1'34.372
3	1'31.298	1'31.750	1'31.431	1'31.778	1'31.724	1'32.039	1'31.697	1'31.873	1'31.822	1'32.308	1'32.086	1'32.294	1'32.809	1'33.375
4	1'31.612	1'31.862	1'31.849	1'33.381	1'32.823	1'32.821	1'32.744	1'33.251	1'32.796	1'32.789	1'32.993	1'32.784	1'32.091	1'32.186
5	1'31.383	1'31.513	1'32.157	1'32.046	1'31.790	1'31.957	1'32.152	1'32.504	1'32.118	1'32.625	1'32.121	1'32.620	1'32.201	1'32.216
6	1'31.180	1'31.535	1'31.842	1'31.937	1'31.956	1'31.959	1'32.053	1'32.005	1'31.911	1'32.535	1'34.032	1'32.297	1'32.656	1'32.292
7	1'31.342	1'31.543	1'31.742	1'31.765	1'31.748	1'31.854	1'32.203	1'32.323	1'32.394	1'32.190	1'32.388	1'32.321	1'32.655	1'32.527
8	1'31.535	1'31.606	1'31.815	1'31.875	1'32.154	1'32.297	1'32.242	1'32.294	1'32.305	1'32.441	1'32.438	1'33.484	1'33.223	1'32.410
9	1'31.416	1'31.937	1'32.213	1'32.348	1'32.481	1'32.349	1'32.208	1'32.248	1'32.525	1'32.347	1'32.170	1'32.647	1'32.858	1'32.360
10	1'32.009	1'34.366	1'32.484	1'32.420	1'32.595	1'32.565	1'32.105	1'32.891	1'32.662	1'32.873	1'32.719	1'32.792	1'33.287	1'32.996

	53 Rab	28 Ray	5 Det	77 Aeg	36 Mer	79 Gil	1 Bau	45 Red	14 SLo
1	1'41.197	1'41.710	1'41.612	1'52.089	1'42.312	1'43.182	1'37.203	1'39.816	1'40.221
2	1'32.791	1'33.141	1'33.385	1'32.332	1'33.307	1'34.152	1'31.577	1'32.925	1'32.627
3	1'34.051	1'33.814	1'34.012	1'32.752	1'34.210	1'34.327	1'31.651		
4	1'32.732	1'32.669	1'32.759	1'32.663	1'33.620	1'34.276	1'31.797		
5	1'32.829	1'32.554	1'32.677	1'32.389	1'33.952	1'33.734	1'32.080		
6	1'32.672	1'32.706	1'32.878	1'32.451	1'33.701	1'34.037	1'31.398		
7	1'33.014	1'32.952	1'32.901	1'33.290	1'33.896	1'34.838	1'31.343		
8	1'32.934	1'32.865	1'33.006	1'32.572	1'34.066	1'34.209	1'31.469		
9	1'33.099	1'33.173	1'33.143	1'32.915	1'34.327	1'33.563	1'31.715		
10	1'32.902	1'32.983	1'33.355	1'32.561	1'34.331	1'33.549	2'07.442		

21/07/2024

These data/results cannot be reproduced, stored and/or transmitted in whole or in part by any manner of electronic, mechanical, photocopying, recording, broadcasting or otherwise now known or herein after developed without the previous express consent by the copyright owner, except for reproduction in daily press and regular printed publications on sale to the public within 60 days of the event related to those data/results and always provided that copyright symbol appears together as follows below.

© DORNA WSBK ORGANIZATION Srl 2024



Autodrom Most 4.212 m

Czech Round, 19-21 July 2024

Chronological Analysis Tissot Superpole Race

Start at 11:00:12.704

1 / 3

1° 54 T. RAZGATLIOGLU [1'31.180]							
Lap	Seg1	Seg2	Seg3	Seg4	Lap Time	km/h	Local Time
1		23.103	24.504	22.874	1'37.332	208,7	11:01'50.036
2	22.068	22.860	24.186	22.447	1'31.561	303,3	11:03'21.597
3	21.908	22.707	24.157	22.526	1'31.298	302,5	11:04'52.895
4	22.042	22.736	24.276	22.558	1'31.612	300,0	11:06'24.507
5	21.956	22.702	24.225	22.500	1'31.383	296,0	11:07'55.890
6	21.817	22.684	24.165	22.514	1'31.180	296,0	11:09'27.070
7	21.825	22.698	24.283	22.536	1'31.342	296,0	11:10'58.412
8	21.895	22.648	24.322	22.670	1'31.535	296,0	11:12'29.947
9	21.829	22.734	24.310	22.543	1'31.416	295,2	11:14'01.363
10	21.930	22.907	24.453	22.719	1'32.009	296,0	11:15'33.372
Race Time 15'20.668							

9	22.194	23.057	24.313	22.917	1'32.481	290,5	11:14'07.450
10	22.369	23.246	24.331	22.649	1'32.595	288,2	11:15'40.045
Race Time 15'27.341							

2° 11 N. BULEGA [1'31.513]							
Lap	Seg1	Seg2	Seg3	Seg4	Lap Time	km/h	Local Time
1		23.086	24.148	22.500	1'36.761	215,7	11:01'49.465
2	22.155	22.886	24.147	22.419	1'31.607	292,0	11:03'21.072
3	21.986	22.887	24.297	22.580	1'31.750	293,6	11:04'52.822
4	22.349	22.879	24.193	22.441	1'31.862	292,0	11:06'24.684
5	22.080	22.837	24.135	22.461	1'31.513	298,4	11:07'56.197
6	22.165	22.846	24.088	22.436	1'31.535	296,8	11:09'27.732
7	22.030	22.894	24.139	22.480	1'31.543	294,4	11:10'59.275
8	21.987	22.875	24.184	22.560	1'31.606	295,2	11:12'30.881
9	22.137	22.978	24.272	22.550	1'31.937	294,4	11:14'02.818
10	24.060	23.320	24.337	22.649	1'34.366	295,2	11:15'37.184
Race Time 15'24.480							

6° 55 A. LOCATELLI [1'31.854]								
Lap	Seg1	Seg2	Seg3	Seg4	Lap Time	km/h	Local Time	
1			23.134	24.204	22.664	1'37.783	217,4	11:01'50.487
2	22.453	23.061	24.385	22.655	1'32.554	295,2	11:03'23.041	
3	22.209	22.928	24.209	22.693	1'32.039	296,0	11:04'55.080	
4	22.814	23.026	24.359	22.622	1'32.821	293,6	11:06'27.901	
5	22.425	22.797	24.140	22.595	1'31.957	293,6	11:07'59.858	
6	22.274	22.920	24.162	22.603	1'31.959	296,8	11:09'31.817	
7	22.125	22.959	24.166	22.604	1'31.854	294,4	11:11'03.671	
8	22.161	23.034	24.313	22.789	1'32.297	294,4	11:12'35.968	
9	22.249	23.008	24.363	22.729	1'32.349	293,6	11:14'08.317	
10	22.350	23.033	24.401	22.781	1'32.565	292,8	11:15'40.882	
Race Time 15'28.178								

3° 22 A. LOWES [1'31.431]							
Lap	Seg1	Seg2	Seg3	Seg4	Lap Time	km/h	Local Time
1		22.986	24.146	22.664	1'37.497	206,0	11:01'50.201
2	22.419	22.752	24.049	22.669	1'31.889	297,6	11:03'22.090
3	22.066	22.819	24.003	22.543	1'31.431	294,4	11:04'53.521
4	22.216	22.873	24.183	22.577	1'31.849	292,0	11:06'25.370
5	22.123	23.099	24.235	22.700	1'32.157	288,2	11:07'57.527
6	22.184	22.812	24.055	22.791	1'31.842	291,2	11:09'29.369
7	22.050	22.868	24.093	22.731	1'31.742	290,5	11:11'01.111
8	22.065	22.814	24.226	22.710	1'31.815	290,5	11:12'32.926
9	22.269	22.910	24.232	22.802	1'32.213	288,9	11:14'05.139
10	22.390	23.019	24.254	22.821	1'32.484	289,7	11:15'37.623
Race Time 15'24.919							

7° 29 A. IANNONE [1'31.697]								
Lap	Seg1	Seg2	Seg3	Seg4	Lap Time	km/h	Local Time	
1			23.317	24.542	22.667	1'38.879	209,9	11:01'51.583
2	22.127	22.820	24.320	22.674	1'31.941	298,4	11:03'23.524	
3	22.183	22.868	24.071	22.575	1'31.697	298,4	11:04'55.221	
4	22.889	22.982	24.271	22.602	1'32.744	302,5	11:06'27.965	
5	22.624	22.893	24.113	22.522	1'32.152	300,8	11:08'00.117	
6	22.133	22.949	24.264	22.707	1'32.053	300,8	11:09'32.170	
7	22.220	23.126	24.152	22.705	1'32.203	299,2	11:11'04.373	
8	22.286	23.090	24.202	22.664	1'32.242	296,0	11:12'36.615	
9	22.070	23.035	24.445	22.658	1'32.208	296,0	11:14'08.823	
10	22.286	22.911	24.247	22.661	1'32.105	296,8	11:15'40.928	
Race Time 15'28.224								

4° 9 D. PETRUCCI [1'31.765]							
Lap	Seg1	Seg2	Seg3	Seg4	Lap Time	km/h	Local Time
1		23.187	24.219	22.700	1'37.414	215,3	11:01'50.118
2	22.668	22.971	24.039	22.560	1'32.238	296,0	11:03'22.356
3	22.152	22.911	24.114	22.601	1'31.778	300,0	11:04'54.134
4	22.832	23.195	24.689	22.665	1'33.381	298,4	11:06'27.515
5	22.202	23.011	24.216	22.617	1'32.046	299,2	11:07'59.561
6	22.205	22.909	24.192	22.631	1'31.937	296,8	11:09'31.498
7	22.059	22.923	24.213	22.570	1'31.765	297,6	11:11'03.263
8	22.154	22.954	24.171	22.596	1'31.875	296,0	11:12'35.138
9	22.145	23.128	24.245	22.830	1'32.348	299,2	11:14'07.486
10	22.185	23.258	24.308	22.669	1'32.420	292,8	11:15'39.906
Race Time 15'27.202							

8° 65 J. REA [1'31.873]								
Lap	Seg1	Seg2	Seg3	Seg4	Lap Time	km/h	Local Time	
1			23.635	24.485	22.591	1'39.297	220,9	11:01'52.001
2	22.170	23.072	24.232	22.552	1'32.026	296,8	11:03'24.027	
3	22.262	22.844	24.131	22.636	1'31.873	292,8	11:04'55.900	
4	22.689	22.974	24.823	22.765	1'33.251	298,4	11:06'29.151	
5	22.559	22.952	24.354	22.639	1'32.504	292,8	11:08'01.655	
6	22.090	22.987	24.255	22.673	1'32.005	295,2	11:09'33.660	
7	22.191	23.024	24.373	22.735	1'32.323	292,8	11:11'05.983	
8	22.098	23.203	24.302	22.691	1'32.294	293,6	11:12'38.277	
9	22.135	22.990	24.343	22.780	1'32.248	293,6	11:14'10.525	
10	22.661	23.083	24.374	22.773	1'32.891	289,7	11:15'43.416	
Race Time 15'30.712								

5° 87 R. GARDNER [1'31.724]							
Lap	Seg1	Seg2	Seg3	Seg4	Lap Time	km/h	Local Time
1		23.051	24.211	22.575	1'37.918	209,5	11:01'50.622
2	22.479	23.036	24.057	22.580	1'32.152	292,0	11:03'22.774
3	22.139	22.889	24.104	22.592	1'31.724	294,4	11:04'54.498
4	22.577	23.252	24.405	22.589	1'32.823	295,2	11:06'27.321
5	22.082	22.809	24.227	22.672	1'31.790	290,5	11:07'59.111
6	22.221	22.832	24.249	22.654	1'31.956	291,2	11:09'31.067
7	22.134	22.800	24.140	22.674	1'31.748	290,5	11:11'02.815
8	22.233	22.896	24.316	22.709	1'32.154	290,5	11:12'34.969

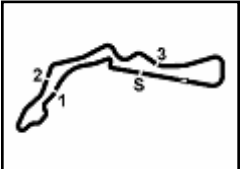
9° 60 M. VAN DER MARK [1'31.822]								
Lap	Seg1	Seg2	Seg3	Seg4	Lap Time	km/h	Local Time	
1			23.896	24.477	22.619	1'39.908	225,5	11:01'52.612
2	22.330	22.945	24.147	22.690	1'32.112	303,3	11:03'24.724	
3	22.161	22.980	24.206	22.475	1'31.822	302,5	11:04'56.546	
4	22.647	23.122	24.275	22.752	1'32.796	299,2	11:06'29.342	
5	22.190	23.056	24.239	22.633	1'32.118	303,3	11:08'01.460	
6	22.111	22.985	24.170	22.645	1'31.911	296,0	11:09'33.371	
7	22.359	23.037	24.308	22.690	1'32.394	295,2	11:11'05.765	
8	22.195	23.188	24.282	22.640	1'32.305	295,2	11:12'38.070	
9	22.126	23.159	24.635	22.605	1'32.525	294,4	11:14'10.595	
10	22.378	23.162	24.384	22.738	1'32.662	297,6	11:15'43.257	
Race Time 15'30.553 + 0.215Pen								

21/07/2024 P = Pits In/Out - C = Lap Time Cancelled

10° 21 M. RINALDI [1'32.190]								
Lap	Seg1	Seg2	Seg3	Seg4	Lap Time	km/h	Local Time	
1			23.494	24.421	22.653	1'39.094	222,7	11:01'51.798
2	22.279	23.367	24.123	22.625	1'32.394	300,0	11:03'24.192	
3	22.276	22.997	24.286	22.749	1'32.308	300,0	11:04'56.500	
4	22.557	22.974	24.428	22.830	1'32.789	298,4	11:06'29.289	
5	22.657	23.065	24.199	22.704	1'32.625	299,2	11:08'01.914	

These data/results cannot be reproduced, stored and/or transmitted in whole or in part by any manner of electronic, mechanical, photocopying, recording, broadcasting or otherwise now known or herein after developed without the previous express consent by the copyright owner, except for reproduction in daily press and regular printed publications on sale to the public within 60 days of the event related to those data/results and always provided that copyright symbol appears together as follows below.

© DORNA WSBK ORGANIZATION Srl 2024



Czech Round, 19-21 July 2024

Chronological Analysis Tissot Superpole Race

Start at 11:00'12.704

2 / 3

Lap	Seg.1	Seg.2	Seg.3	Seg.4	Lap Time	km/h	Local Time
6	22.310	23.200	24.224	22.801	1'32.535	297,6	11:09'34.449
7	22.219	23.089	24.174	22.708	1'32.190	296,8	11:11'06.639
8	22.184	23.158	24.347	22.752	1'32.441	296,8	11:12'39.080
9	22.133	23.125	24.309	22.780	1'32.347	296,0	11:14'11.427
10	22.323	23.193	24.473	22.884	1'32.873	295,2	11:15'44.300

Race Time 15'31.596

11° 97 X. VIERGE [1'32.086]							
Lap	Seg.1	Seg.2	Seg.3	Seg.4	Lap Time	km/h	Local Time

1		23.146	24.356	22.670	1'38.447	223,6	11:01'51.151
2	22.199	23.062	24.627	22.677	1'32.565	296,8	11:03'23.716
3	22.159	22.990	24.205	22.732	1'32.086	296,8	11:04'55.802
4	22.659	23.068	24.558	22.708	1'32.993	296,8	11:06'28.795
5	22.092	22.992	24.385	22.652	1'32.121	296,0	11:08'00.916
6	23.668	23.303	24.270	22.791	1'34.032C	296,0	11:09'34.948
7	22.062	23.230	24.380	22.716	1'32.388	299,2	11:11'07.336
8	22.077	23.162	24.466	22.733	1'32.438	297,6	11:12'39.774
9	21.984	23.046	24.355	22.785	1'32.170	296,0	11:14'11.944
10	22.222	23.154	24.406	22.937	1'32.719	296,0	11:15'44.663

Race Time 15'31.959

12° 31 G. GERLOFF [1'32.267]							
Lap	Seg.1	Seg.2	Seg.3	Seg.4	Lap Time	km/h	Local Time

1		23.491	24.930	22.824	1'39.694	217,4	11:01'52.398
2	22.100	23.143	24.263	22.761	1'32.267	301,6	11:03'24.665
3	22.378	23.075	24.210	22.631	1'32.294	300,8	11:04'56.959
4	22.344	23.357	24.395	22.688	1'32.784	300,0	11:06'29.743
5	22.386	23.146	24.341	22.747	1'32.620	301,6	11:08'02.363
6	22.107	23.146	24.325	22.719	1'32.297	300,0	11:09'34.660
7	22.182	23.098	24.341	22.700	1'32.321	302,5	11:11'06.981
8	22.038	24.305	24.320	22.821	1'33.484	300,8	11:12'40.465
9	22.282	23.143	24.453	22.769	1'32.647	298,4	11:14'13.112
10	22.265	23.194	24.468	22.865	1'32.792	297,6	11:15'45.904

Race Time 15'33.200

13° 47 A. BASSANI [1'32.091]							
Lap	Seg.1	Seg.2	Seg.3	Seg.4	Lap Time	km/h	Local Time

1		24.323	24.306	22.687	1'40.514	227,3	11:01'53.218
2	22.448	23.052	24.222	22.780	1'32.502	295,2	11:03'25.720
3	22.829	22.996	24.284	22.700	1'32.809	296,8	11:04'58.529
4	22.240	22.968	24.216	22.667	1'32.091	293,6	11:06'30.620
5	22.133	23.277	24.161	22.630	1'32.201	296,0	11:08'02.821
6	22.417	23.096	24.313	22.830	1'32.656	300,0	11:09'35.477
7	22.340	23.119	24.371	22.825	1'32.655	295,2	11:11'08.132
8	22.256	23.505	24.590	22.872	1'33.223	294,4	11:12'41.355
9	22.368	23.169	24.438	22.883	1'32.858	293,6	11:14'14.213
10	22.511	23.292	24.456	23.028	1'33.287	293,6	11:15'47.500

Race Time 15'34.796

14° 71 L. LECUONA [1'32.186]							
Lap	Seg.1	Seg.2	Seg.3	Seg.4	Lap Time	km/h	Local Time

1		24.065	24.455	22.927	1'40.067	220,5	11:01'52.771
2	24.079	23.179	24.305	22.809	1'34.372C	299,2	11:03'27.143
3	22.799	23.468	24.353	22.755	1'33.375	292,8	11:05'00.518
4	22.342	22.957	24.189	22.698	1'32.186	289,7	11:06'32.704
5	22.169	23.078	24.275	22.694	1'32.216	289,7	11:08'04.920
6	22.257	23.043	24.226	22.766	1'32.292	288,9	11:09'37.212
7	22.247	23.066	24.422	22.792	1'32.527	288,2	11:11'09.739
8	22.228	23.073	24.322	22.787	1'32.410	288,9	11:12'42.149
9	22.226	23.041	24.361	22.732	1'32.360	289,7	11:14'14.509
10	22.352	23.311	24.404	22.929	1'32.996	293,6	11:15'47.505

Race Time 15'34.801

15° 53 T. RABAT [1'32.672]							
Lap	Seg.1	Seg.2	Seg.3	Seg.4	Lap Time	km/h	Local Time

1		24.828	24.705	22.826	1'41.197	229,2	11:01'53.901
2	22.491	23.065	24.406	22.829	1'32.791	291,2	11:03'26.692

21/07/2024 P = Pits In/Out - C = Lap Time Cancelled

These data/results cannot be reproduced, stored and/or transmitted in whole or in part by any manner of electronic, mechanical, photocopying, recording, broadcasting or otherwise now known or herein after developed without the previous express consent by the copyright owner, except for reproduction in daily press and regular printed publications on sale to the public within 60 days of the event related to those data/results and always provided that copyright symbol appears together as follows below.

© DORNA WSBK ORGANIZATION Srl 2024

3	23.165	23.435	24.679	22.772	1'34.051	294,4	11:05'00.743
4	22.497	23.105	24.352	22.778	1'32.732	295,2	11:06'33.475
5	22.457	23.142	24.335	22.895	1'32.829	294,4	11:08'06.304
6	22.289	23.132	24.435	22.816	1'32.672	289,7	11:09'38.976
7	22.492	23.245	24.385	22.892	1'33.014	293,6	11:11'11.990
8	22.439	23.133	24.475	22.887	1'32.934	292,8	11:12'44.924
9	22.530	23.168	24.493	22.908	1'33.099	291,2	11:14'18.023
10	22.395	23.073	24.441	22.993	1'32.902	292,0	11:15'50.925

Race Time 15'38.221

16° 28 B. RAY [1'32.554]							
Lap	Seg.1	Seg.2	Seg.3	Seg.4	Lap Time	km/h	Local Time

1		24.587	24.386	22.767	1'41.710	226,9	11:01'54.414
2	22.761	23.236	24.386	22.758	1'33.141	290,5	11:03'27.555
3	23.043	23.428	24.413	22.930	1'33.814	290,5	11:05'01.369
4	22.566	23.004	24.352	22.757	1'32.669	287,4	11:06'34.038
5	22.349	23.041	24.310	22.854	1'32.554	289,7	11:08'06.592
6	22.509	22.982	24.353	22.862	1'32.706	288,9	11:09'39.298
7	22.483	23.230	24.394	22.845	1'32.952	289,7	11:11'12.250
8	22.457	23.157	24.408	22.843	1'32.865	291,2	11:12'45.115
9	22.685	23.239	24.407	22.842	1'33.173	290,5	11:14'18.288
10	22.605	23.140	24.394	22.844	1'32.983	291,2	11:15'51.271

Race Time 15'38.567

17° 5 P. OETTL [1'32.677]							
Lap	Seg.1	Seg.2	Seg.3	Seg.4	Lap Time	km/h	Local Time

1		24.711	24.700	22.828	1'41.612	227,3	11:01'54.316
2	22.664	23.297	24.443	22.981	1'33.385	291,2	11:03'27.701
3	23.686	23.101	24.376	22.849	1'34.012C	296,0	11:05'01.713
4	22.473	23.142	24.399	22.745	1'32.759	291,2	11:06'34.472
5	22.331	23.081	24.409	22.856	1'32.677	290,5	11:08'07.149
6	22.312	23.271	24.417	22.878	1'32.878	288,2	11:09'40.027
7	22.298	23.185	24.501	22.917	1'32.901	288,9	11:11'12.928
8	22.431	23.142	24.525	22.908	1'33.006	289,7	11:12'45.934
9	22.442	23.304	24.541	22.856	1'33.143	288,9	11:14'19.077
10	22.503	23.158	24.565	23.129	1'33.355	290,5	11:15'52.432

Race Time 15'39.728

18° 77 D. AEGERTER [1'32.332]							
Lap	Seg.1	Seg.2	Seg.3	Seg.4	Lap Time	km/h	Local Time

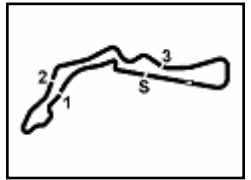
1		35.089	25.042	22.891	1'52.089	226,9	11:02'04.793
2	22.321	23.245	24.182	22.584	1'32.332	290,5	11:03'37.125
3	22.717	23.023	24.188	22.824	1'32.752	289,7	11:05'09.877
4	22.592	23.145	24.265	22.661	1'32.663	284,5	11:06'42.540
5	22.384	23.073	24.220	22.712	1'32.389	289,7	11:08'14.929
6	22.345	23.101	24.326	22.679	1'32.451	288,9	11:09'47.380
7	22.447	23.150	24.810	22.883	1'33.290	290,5	11:11'20.670
8	22.415	23.039	24.360	22.758	1'32.572	289,7	11:12'53.242
9	22.352	23.076	24.486	23.001	1'32.915	291,2	11:14'26.157
10	22.326	23.058	24.353	22.824	1'32.561	292,8	11:15'58.718

Race Time 15'46.014

19° 36 L. MERCADO [1'33.307]							
Lap	Seg.1	Seg.2	Seg.3	Seg.4	Lap Time	km/h	Local Time

1		24.862	24.575	22.948	1'42.312	229,2	11:01'55.016
2	22.669	23.337	24.407	22.894	1'33.307	293,6	11:03'28.323
3	23.181	23.525	24.547	22.957	1'34.210	292,0	11:05'02.533
4	22.580	23.418	24.600	23.022	1'33.620	292,0	11:06'36.153
5	22.638	23.447	24.804	23.063	1'33.952	290,5	11:08'10.105
6	22.686	23.424	24.554	23.037	1'33.701	288,2	11:09'43.806
7	22.566	23.398	24.754	23.178	1'33.896	288,2	11:11'17.702
8	22.710	23.465	24.772	23.119	1'34.066	285,9	11:12'51.768
9	22.707	23.711	24.703	23.206	1'34.327	287,4	11:14'26.095
10	22.850	23.549	24.797	23.135	1'34.331	288,2	11:16'00.426

</



Czech Round, 19–21 July 2024

Chronological Analysis Tissot Superpole Race

Start at 11:00'12.704

20° 79 H. GILLIM [1'33.549]							
Lap	Seg.1	Seg.2	Seg.3	Seg.4	Lap Time	km/h	Local Time
1		24.840	24.980	23.255	1'43.182	225,5	11:01'55.886
2	22.863	23.515	24.713	23.061	1'34.152	288,2	11:03'30.038
3	23.169	23.423	24.688	23.047	1'34.327	285,2	11:05'04.365
4	22.838	23.412	24.761	23.265	1'34.276	285,9	11:06'38.641
5	22.502	23.508	24.725	22.999	1'33.734	286,7	11:08'12.375
6	22.510	23.805	24.682	23.040	1'34.037	286,7	11:09'46.412
7	22.966	23.564	25.217	23.091	1'34.838	286,7	11:11'21.250
8	22.785	23.465	24.896	23.063	1'34.209	287,4	11:12'55.459
9	22.674	23.284	24.642	22.963	1'33.563	286,7	11:14'29.022
10	22.532	23.407	24.599	23.011	1'33.549	285,2	11:16'02.571

Race Time 15'49.867

NC 1 A. BAUTISTA [1'31.343]							
Lap	Seg.1	Seg.2	Seg.3	Seg.4	Lap Time	km/h	Local Time
1		23.085	24.351	22.597	1'37.203	221,8	11:01'49.907
2	22.039	22.845	24.212	22.481	1'31.577	299,2	11:03'21.484
3	22.177	22.800	24.116	22.558	1'31.651	300,0	11:04'53.135
4	22.200	22.935	24.117	22.545	1'31.797	295,2	11:06'24.932
5	22.101	23.442	24.070	22.467	1'32.080	296,8	11:07'57.012
6	21.914	22.881	24.052	22.551	1'31.398	298,4	11:09'28.410
7	21.864	22.903	24.099	22.477	1'31.343	299,2	11:10'59.753
8	21.978	22.855	24.073	22.563	1'31.469	297,6	11:12'31.222
9	21.993	22.966	24.207	22.549	1'31.715	296,8	11:14'02.937
10	40.412	24.278	25.609	37.143	2'07.442P	302,5	11:16'10.379

Race Time 15'57.675

RET 45 S. REDDING [1'32.925]							
Lap	Seg.1	Seg.2	Seg.3	Seg.4	Lap Time	km/h	Local Time
1		23.866	24.565	22.820	1'39.816	219,2	11:01'52.520
2	22.688	23.007	24.380	22.850	1'32.925	300,8	11:03'25.445
3						296,0	

Race Time 3'12.741

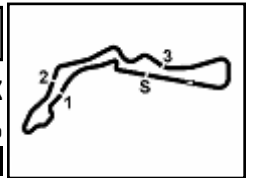
RET 14 S. LOWES [1'32.627]							
Lap	Seg.1	Seg.2	Seg.3	Seg.4	Lap Time	km/h	Local Time
1		24.218	24.269	22.636	1'40.221	223,2	11:01'52.925
2	22.479	23.087	24.252	22.809	1'32.627	296,0	11:03'25.552
3						298,4	

Race Time 3'12.848

21/07/2024 P = Pits In/Out - C = Lap Time Cancelled

These data/results cannot be reproduced, stored and/or transmitted in whole or in part by any manner of electronic, mechanical, photocopying, recording, broadcasting or otherwise now known or herein after developed without the previous express consent by the copyright owner, except for reproduction in daily press and regular printed publications on sale to the public within 60 days of the event related to those data/results and always provided that copyright symbol appears together as follows below.

© DORNA WSBK ORGANIZATION Srl 2024



Autodrom Most 4.212 m

Czech Round, 19–21 July 2024

Best Laps & Speeds

No.	Rider	Nat	Best Lap		FP1		FP2		FP3		SP		RC1		WUP		SPRC	
			LL	SPD	LL	SPD	LL	SPD	LL	SPD	LL	SPD	LL	SPD	LL	SPD	LL	SPD
1	54 T. RAZGATLIOGLU BMW M 1000 RR	TUR	1'30.064 92 303,3		1'31.947 16 297,6	1'31.519 22 298,4	1'30.719 10 301,6	1'30.064 7 299,2	1'31.540 22 296,8	1'31.205 5 299,2	1'31.180 10 303,3							
2	29 A. IANNONE Ducati Panigale V4R	ITA	1'30.729 91 305,0		1'33.254 17 300,0	1'32.426 21 298,4	1'31.509 8 305,0	1'30.729 7 300,0	1'32.002 22 300,0	1'31.889 6 299,2	1'31.697 10 302,5							
3	22 A. LOWES Kawasaki ZX-10RR	GBR	1'30.758 89 298,4		1'32.595 18 295,2	1'32.052 20 292,8	1'31.735 12 295,2	1'30.758 7 293,6	1'32.408 17 298,4	1'32.403 5 292,8	1'31.431 10 297,6							
4	11 N. BULEGA Ducati Panigale V4R	ITA	1'30.857 94 300,0		1'32.507 19 300,0	1'32.071 21 296,8	1'31.595 10 296,0	1'30.857 7 296,8	1'32.047 22 300,0	1'31.338 5 297,6	1'31.513 10 298,4							
5	87 R. GARDNER Yamaha YZF R1	AUS	1'30.889 96 295,2		1'32.233 19 295,2	1'32.277 23 293,6	1'32.001 9 292,8	1'30.889 7 291,2	1'32.160 22 293,6	1'31.416 6 293,6	1'31.724 10 295,2							
6	9 D. PETRUCCI Ducati Panigale V4R	ITA	1'30.997 92 301,6		1'32.362 19 300,8	1'32.110 19 298,4	1'31.979 9 301,6	1'30.997 7 299,2	1'32.194 22 297,6	1'31.578 6 300,8	1'31.765 10 300,0							
7	1 A. BAUTISTA Ducati Panigale V4R	ESP	1'31.017 98 305,0		1'32.240 21 300,8	1'31.622 22 305,0	1'31.538 11 303,3	1'31.017 7 302,5	1'32.289 22 301,6	1'31.771 5 296,8	1'31.343 10 302,5							
8	31 G. GERLOFF BMW M 1000 RR	USA	1'31.082 97 302,5		1'33.540 19 298,4	1'32.461 22 299,2	1'31.907 11 299,2	1'31.082 7 300,0	1'32.431 22 300,0	1'31.725 6 301,6	1'32.267 10 302,5							
9	55 A. LOCATELLI Yamaha YZF R1	ITA	1'31.110 95 300,8		1'33.031 20 296,0	1'32.369 18 294,4	1'31.626 12 295,2	1'31.110 7 296,8	1'32.397 22 300,8	1'31.903 6 294,4	1'31.854 10 296,8							
10	21 M. RINALDI Ducati Panigale V4R	ITA	1'31.170 75 300,0		1'32.800 16 296,0	4 229,2	1'31.985 10 296,0	1'31.170 7 299,2	1'32.773 22 299,2	1'32.032 6 296,0	1'32.190 10 300,0							
11	45 S. REDDING BMW M 1000 RR	GBR	1'31.229 86 300,8		1'32.365 16 296,0	1'32.846 21 295,2	1'32.056 12 295,2	1'31.229 7 300,0	1'32.623 22 300,0	1'32.312 6 296,8	1'32.925 2 300,8							
12	14 S. LOWES Ducati Panigale V4R	GBR	1'31.345 84 298,4		1'33.611 18 291,2	1'32.448 18 294,4	1'32.290 12 292,8	1'31.345 7 295,2	1'32.794 22 294,4	1'32.399 5 289,7	1'32.627 2 298,4							
13	7 I. LECUONA Honda CBR1000 RR-R	ESP	1'31.390 79 300,8		1'32.538 18 295,2	1'33.095 19 293,6	1'32.136 10 295,2	1'31.390 7 299,2	1'33.158 9 300,8	1'32.266 6 290,5	1'32.186 10 299,2							
14	97 X. VIERGE Honda CBR1000 RR-R	ESP	1'31.465 86 303,3		1'33.014 19 299,2	1'33.155 12 298,4	1'32.381 10 300,8	1'31.465 7 300,0	1'32.990 22 299,2	1'32.320 6 303,3	1'32.086 10 299,2							
15	65 J. REA Yamaha YZF R1	GBR	1'31.467 90 298,4		1'32.465 17 292,8	1'32.033 21 293,6	1'32.502 10 297,6	1'31.467 4 292,8	1'32.516 22 298,4	1'31.758 6 293,6	1'31.873 10 298,4							
16	60 M. VAN DER MARK BMW M 1000 RR	NED	1'31.493 92 303,3		1'33.197 22 300,0	1'32.335 20 298,4	1'32.010 9 298,4	1'31.493 4 299,2	1'32.493 22 300,8	1'31.805 5 299,2	1'31.822 10 303,3							
17	77 D. AEGERTER Yamaha YZF R1	SUI	1'31.533 90 299,2		1'33.671 20 292,8	1'32.501 16 299,2	1'32.575 9 294,4	1'31.533 7 295,2	1'32.912 22 296,8	1'32.558 6 297,6	1'32.332 10 292,8							
18	47 A. BASSANI Kawasaki ZX-10RR	ITA	1'31.618 89 300,0		1'33.209 19 295,2	1'32.521 13 295,2	1'32.099 12 292,8	1'31.618 7 296,0	1'33.055 22 297,6	1'32.382 6 294,4	1'32.091 10 300,0							
19	28 B. RAY Yamaha YZF R1	GBR	1'32.003 92 295,2		1'33.456 18 288,9	1'33.011 19 291,2	1'32.003 10 289,7	1'32.216 7 295,2	1'33.295 22 292,8	1'32.573 6 292,8	1'32.554 10 291,2							
20	53 T. RABAT Kawasaki ZX-10RR	ESP	1'32.113 94 299,2		1'33.609 17 296,0	1'32.962 22 299,2	1'32.933 10 295,2	1'32.113 7 296,0	1'33.327 22 297,6	1'33.101 6 296,0	1'32.672 10 295,2							
21	5 P. OETTL Yamaha YZF R1	GER	1'32.123 95 296,0		1'34.300 19 288,2	1'33.550 21 289,7	1'32.406 10 290,5	1'32.123 7 291,2	1'33.386 22 292,8	1'33.000 6 291,2	1'32.677 10 296,0							
22	36 L. MERCADO Honda CBR1000 RR-R	ARG	1'32.961 91 295,2		1'34.772 18 292,8	1'33.993 18 292,8	1'33.212 10 291,2	1'32.961 7 293,6	1'34.159 22 295,2	1'33.382 6 291,2	1'33.307 10 293,6							
23	79 H. GILLIM Honda CBR1000 RR-R	USA	1'33.549 93 293,6		1'35.726 18 288,9	1'34.350 18 288,9	1'34.293 10 291,2	1'33.756 9 293,6	1'34.046 22 288,9	1'33.716 6 288,9	1'33.549 10 288,2							

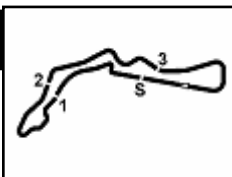
21/07/2024

These data/results cannot be reproduced, stored and/or transmitted in whole or in part by any manner of electronic, mechanical, photocopying, recording, broadcasting or otherwise now known or herein after developed without the previous express consent by the copyright owner, except for reproduction in daily press and regular printed publications on sale to the public within 60 days of the event related to those data/results and always provided that copyright symbol appears together as follows below.

© DORNA WSBK ORGANIZATION Srl 2024

FICR PERUGIA TIMING





Autodrom Most 4.212 m

Czech Round, 19-21 July 2024

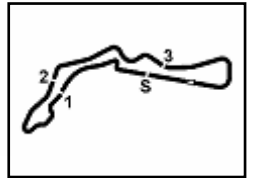
Fastest Laps Tissot Superpole Race

No.	Rider	Nat	Team	Bike	Class	Lap	Time	Gap
1	54 T. RAZGATLIOGLU	TUR	ROKIT BMW Motorrad WorldSBK Team	BMW M 1000 RR		6	1'31.180	
2	1 A. BAUTISTA	ESP	Aruba.it Racing - Ducati	Ducati Panigale V4R		7	1'31.343	0.163
3	22 A. LOWES	GBR	Kawasaki Racing Team WorldSBK	Kawasaki ZX-10RR		3	1'31.431	0.251
4	11 N. BULEGA	ITA	Aruba.it Racing - Ducati	Ducati Panigale V4R		5	1'31.513	0.333
5	29 A. IANNONE	ITA	Team GoEleven	Ducati Panigale V4R	IND	3	1'31.697	0.517
6	87 R. GARDNER	AUS	GYTR GRT Yamaha WorldSBK Team	Yamaha YZF R1		3	1'31.724	0.544
7	9 D. PETRUCCI	ITA	Barni Spark Racing Team	Ducati Panigale V4R	IND	7	1'31.765	0.585
8	60 M. VAN DER MARK	NED	ROKIT BMW Motorrad WorldSBK Team	BMW M 1000 RR		3	1'31.822	0.642
9	55 A. LOCATELLI	ITA	Pata Prometeon Yamaha	Yamaha YZF R1		7	1'31.854	0.674
10	65 J. REA	GBR	Pata Prometeon Yamaha	Yamaha YZF R1		3	1'31.873	0.693
11	97 X. VIERGE	ESP	Team HRC	Honda CBR1000 RR-R		3	1'32.086	0.906
12	47 A. BASSANI	ITA	Kawasaki Racing Team WorldSBK	Kawasaki ZX-10RR		4	1'32.091	0.911
13	7 I. LECUONA	ESP	Team HRC	Honda CBR1000 RR-R		4	1'32.186	1.006
14	21 M. RINALDI	ITA	Team Motocorsa Racing	Ducati Panigale V4R	IND	7	1'32.190	1.010
15	31 G. GERLOFF	USA	Bonovo Action BMW	BMW M 1000 RR		2	1'32.267	1.087
16	77 D. AEGERTER	SUI	GYTR GRT Yamaha WorldSBK Team	Yamaha YZF R1		2	1'32.332	1.152
17	28 B. RAY	GBR	Yamaha Motoxracing WorldSBK Team	Yamaha YZF R1	IND	5	1'32.554	1.374
18	14 S. LOWES	GBR	ELF Marc VDS Racing Team	Ducati Panigale V4R	IND	2	1'32.627	1.447
19	53 T. RABAT	ESP	Kawasaki Puccetti Racing	Kawasaki ZX-10RR	IND	6	1'32.672	1.492
20	5 P. OETTL	GER	GMT94 Yamaha	Yamaha YZF R1	IND	5	1'32.677	1.497
21	45 S. REDDING	GBR	Bonovo Action BMW	BMW M 1000 RR		2	1'32.925	1.745
22	36 L. MERCADO	ARG	PETRONAS MIE Racing Honda	Honda CBR1000 RR-R	IND	2	1'33.307	2.127
23	79 H. GILLIM	USA	PETRONAS MIE Racing Honda	Honda CBR1000 RR-R	IND	10	1'33.549	2.369

21/07/2024

These data/results cannot be reproduced, stored and/or transmitted in whole or in part by any manner of electronic, mechanical, photocopying, recording, broadcasting or otherwise now known or herein after developed without the previous express consent by the copyright owner, except for reproduction in daily press and regular printed publications on sale to the public within 60 days of the event related to those data/results and always provided that copyright symbol appears together as follows below.

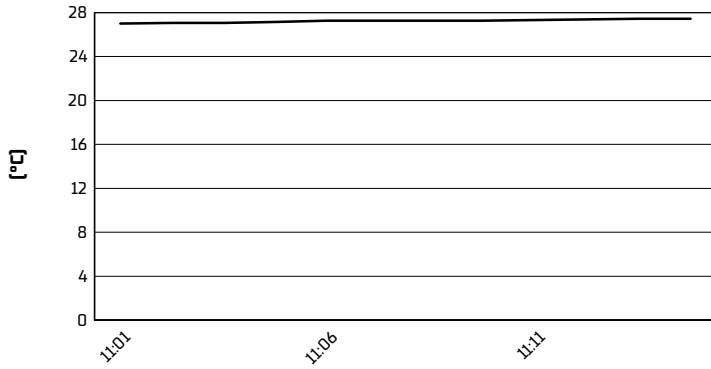
© DORNA WSBK ORGANIZATION Srl 2024



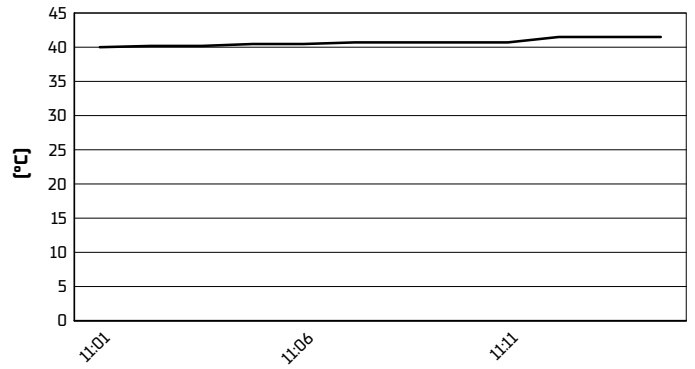
Autodrom Most 4.212 m

Czech Round, 19-21 July 2024
Weather Report Tissot Superpole Race
Session started 11:00 - Session ended 11:18


Air Temperature



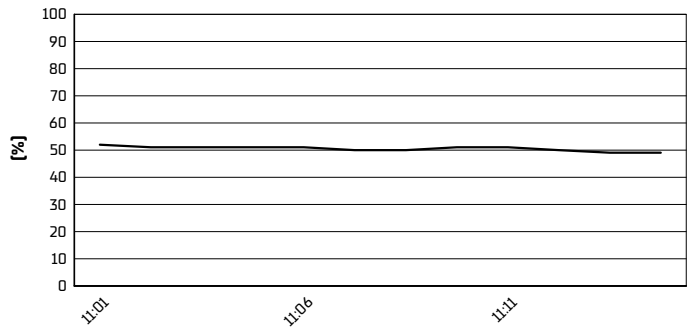
Track Temperature



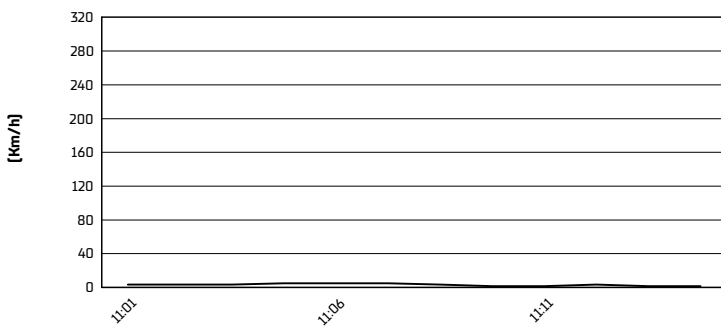
Air Pressure



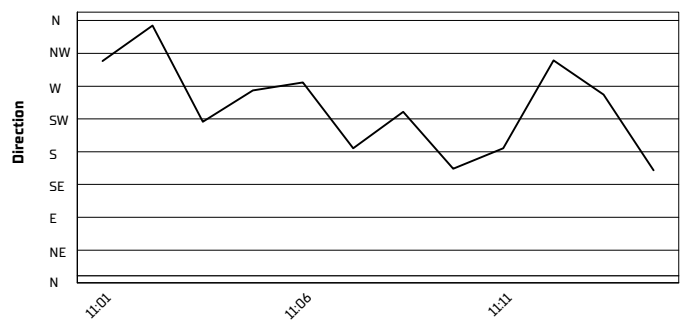
Humidity



Wind Speed



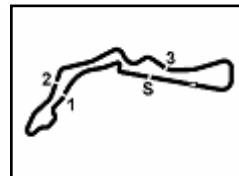
Wind Direction



21/07/2024

These data/results cannot be reproduced, stored and/or transmitted in whole or in part by any manner of electronic, mechanical, photocopying, recording, broadcasting or otherwise now known or herein after developed without the previous express consent by the copyright owner, except for reproduction in daily press and regular printed publications on sale to the public within 60 days of the event related to those data/results and always provided that copyright symbol appears together as follows below.

© DORNA WSBK ORGANIZATION Srl 2024



Autodrom Most 4.212 m

Czech Round, 19-21 July 2024
Starting Grid - Race 2 [22 Laps x 4,212 km = 92,664 km]

1	1	54 RAZGATLIOGLU T. BMW	2	11 BULEGA N. Ducati	3	22 LOWES A. Kawasaki
2	4	9 PETRUCCI D. Ducati	5	87 GARDNER R. Yamaha	6	55 LOCATELLI A. Yamaha
3	7	29 IANNONE A. Ducati	8	65 REA J. Yamaha	9	60 VAN DER MARK M. BMW
4	10	1 BAUTISTA A. Ducati	11	31 GERLOFF G. BMW	12	21 RINALDI M. Ducati
5	13	45 REDDING S. BMW	14	7 LECUONA I. Honda	15	97 VIERGE X. Honda
6	16	77 AEGERTER D. Yamaha	17	47 BASSANI A. Kawasaki	18	53 RABAT T. Kawasaki
7	19	5 OETTL P. Yamaha	20	28 RAY B. Yamaha	21	36 MERCADO L. Honda
8	22	79 GILLIM H. Honda				

N.14 (Lowes S.) will not take part in the race. Declared unfit after Superpole Race

21/07/2024 The Race Director

These data/results cannot be reproduced, stored and/or transmitted in whole or in part by any manner of electronic, mechanical, photocopying, recording, broadcasting or otherwise now known or herein after developed without the previous express consent by the copyright owner, except for reproduction in daily press and regular printed publications on sale to the public within 60 days of the event related to those data/results and always provided that copyright symbol appears together as follows below. © DORNA WSBK ORGANIZATION Srl 2024