

Tissot Czech Round, 6-8 August 2021

Results Tissot Superpole Race

Laps 10 = 42,120 Km - Time of Race 15'28.861 - Avg. 163,245 km/h

Autodrom Most 4.212 m

1 / 2

Pos	Grid	No.	Rider	Nat	Team	Bike	Class	LL	Gap	Rel.	Fastest Lap	Speed	Qualifying	Speed
1	2	54	T. RAZGATLIOGLU	TUR	Pata Yamaha with BRIXX WorldSBK	Yamaha YZF R1		10			1'32.033	286,5	1'31.751	287,2
2	3	45	S. REDDING	GBR	Aruba.it Racing - Ducati	Ducati Panigale V4 R		10	0.496	0.496	1'32.050	295,1	1'32.158	291,1
3	1	1	J. REA	GBR	Kawasaki Racing Team WorldSBK	Kawasaki ZX-10RR		10	1.384	0.888	1'31.996	290,3	1'31.684	285,7
4	6	55	A. LOCATELLI	ITA	Pata Yamaha with BRIXX WorldSBK	Yamaha YZF R1		10	5.765	4.381	1'32.546	289,5	1'32.335	288,8
5	4	66	T. SYKES	GBR	BMW Motorrad WorldSBK Team	BMW M 1000 RR		10	8.694	2.929	1'32.929	287,2	1'32.173	286,5
6	5	31	G. GERLOFF	USA	GRT Yamaha WorldSBK Team	Yamaha YZF R1	IND	10	9.306	0.612	1'32.821	291,9	1'32.238	287,2
7	9	22	A. LOWES	GBR	Kawasaki Racing Team WorldSBK	Kawasaki ZX-10RR		10	10.152	0.846	1'32.747	291,1	1'32.559	288,8
8	10	47	A. BASSANI	ITA	Motocorsa Racing	Ducati Panigale V4 R	IND	10	11.216	1.064	1'32.608	295,9	1'32.911	289,5
9	11	19	A. BAUTISTA	ESP	Team HRC	Honda CBR1000 RR-R		10	11.514	0.298	1'32.971	298,3	1'32.928	291,9
10	8	21	M. RINALDI	ITA	Aruba.it Racing - Ducati	Ducati Panigale V4 R		10	12.344	0.830	1'32.993	295,1	1'32.530	295,1
11	17	60	M. VAN DER MARK	NED	BMW Motorrad WorldSBK Team	BMW M 1000 RR		10	12.518	0.174	1'32.580	292,7	1'33.994	288,8
12	12	17	M. FRITZ	GER	IXS-YART Yamaha	Yamaha YZF R1	IND	10	14.342	1.824	1'33.011	285,0	1'33.164	282,0
13	7	91	L. HASLAM	GBR	Team HRC	Honda CBR1000 RR-R		10	15.591	1.249	1'33.096	294,3	1'32.352	288,8
14	16	7	C. DAVIES	GBR	Team GoEleven	Ducati Panigale V4 R	IND	10	22.917	7.326	1'33.427	290,3	1'33.607	288,8
15	18	3	K. NOZANE	JPN	GRT Yamaha WorldSBK Team	Yamaha YZF R1	IND	10	24.924	2.007	1'34.022	288,0	1'34.167	285,7
16	20	23	C. PONSSON	FRA	Gil Motor Sport-Yamaha	Yamaha YZF R1	IND	10	30.155	5.231	1'34.604	282,0	1'34.444	283,5
17	19	32	I. VINALES	ESP	Orelac Racing VerdNatura	Kawasaki ZX-10RR	IND	10	30.249	0.094	1'34.368	284,2	1'34.280	285,0
18	21	94	J. FOLGER	GER	Bonovo MGM Racing	BMW M 1000 RR	IND	10	30.804	0.555	1'34.855	289,5	1'34.499	288,8
19	22	84	L. CRESSON	BEL	OUTDO TPR Team Pedercini Racing	Kawasaki ZX-10RR	IND	10	37.768	6.964	1'35.404	282,0	1'35.936	280,5
20	23	14	J. URIBE	USA	OUTDO TPR Team Pedercini Racing	Kawasaki ZX-10RR	IND	10	52.907	15.139	1'36.226	280,5	1'36.118	277,6
-----Not Classified-----														
RET	14	52	A. DELBIANCO	ITA	MIE Racing Honda Racing	Honda CBR1000 RR-R	IND	8	2 Laps		1'34.303	290,3	1'33.434	285,0
RET	15	53	T. RABAT	ESP	Barni Racing Team	Ducati Panigale V4 R	IND	8	2 Laps		1'34.493	289,5	1'33.470	288,8
RET	13	98	K. HANIKA	CZE	IXS-YART Yamaha	Yamaha YZF R1	IND	3	7 Laps		1'37.897	255,9	1'33.249	283,5

AIR	Humidity:	60%	Temp:	21°C
TRACK	Condition:	Dry	Temp:	33°C

Records	Pole (SP)	2021	J.Rea	1'31.684	165,39 Km/h
	Race (RC1)	2021	T.Razgatliloglu	1'32.697	163,58 Km/h
	All Times (SP)	2021	J.Rea	1'31.684	165,39 Km/h
	Race Fastest Lap (New Record)	Lap 3	J.Rea	1'31.996	164,82 Km/h

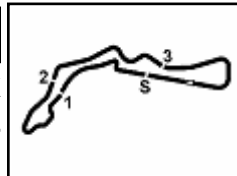
LAP LEADERS				
No.	Rider	From	To	Total
54	T. RAZGATLIOGLU	1	10	10

TOTAL LEADER LAPS	
No.	Rider
1	J. REA
54	T. RAZGATLIOGLU
45	S. REDDING
21	M. RINALDI
55	A. LOCATELLI

08/08/2021 11:00 11:16 The results are provisional until the end of the time limit for protests and appeals and the completion of the technical checks.

These data/results cannot be reproduced, stored and/or transmitted in whole or in part by any manner of electronic, mechanical, photocopying, recording, broadcasting or otherwise now known or herein after developed without the previous express consent by the copyright owner, except for reproduction in daily press and regular printed publications on sale to the public within 60 days of the event related to those data/results and always provided that copyright symbol appears together as follows below.

© DORNA WSBK ORGANIZATION Srl 2021



Tissot Czech Round, 6-8 August 2021 Results Tissot Superpole Race

Race Highlights

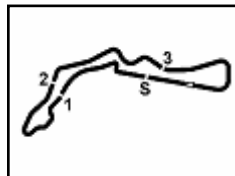
Time	No. Rider	Description
10.57.47		Warm-up Lap Start
11.00.24		Start
11.05.11	98 Hanika	Entered Pits
11.05.23	52 Delbianco	Double Long Lap Penalty - Jump Start
11.07.28	98 Hanika	Retired
11.11.49	53 Rabat	On the Gravel - Re-Joined - Turn 1
11.13.14	52 Delbianco	Entered Pits
11.13.17	53 Rabat	Entered Pits
11.14.09	52 Delbianco	Retired
11.14.13	53 Rabat	Retired
11.16.38		End Of Session

08/08/2021 Start End The results are provisional until the end of the time limit for protests and appeals
11:00 11:16 and the completion of the technical checks.

These data/results cannot be reproduced, stored and/or transmitted in whole or in part by any manner of electronic, mechanical, photocopying, recording, broadcasting or otherwise now known or herein after developed without the previous express consent by the copyright owner, except for reproduction in daily press and regular printed publications on sale to the public within 60 days of the event related to those data/results and always provided that copyright symbol appears together as follows below.

© DORNA WSBK ORGANIZATION Srl 2021





Autodrom Most 4.212 m

Tissot Czech Round, 6-8 August 2021 Championship Standings

1 / 2

Points	Points From First	Points From Previous	May 23		May 30		June 13		July 4		July 25		August 8		August 22		September 5		September 19		September 26		October 3		October 16		November 14			
			ARAGON	ESTORIL	MISANO	DONINGTON	ASSEN	MOST	NAVARRA	MAGNY-COURS	BARCELONA	JEREZ	PORTIMAO	VILLICUM	MANDALIKA															
1	REA Jonathan (GBR)	250	25	20	16	25	16	16	20	25	25																			
2	RAZGATLIOGLU Toprak (TUR)	243	7	16	10	20	16	20	25	25	16	25																		
3	REDDING Scott (GBR)	191	59	52	13	25	25	13	13	13	20	20	20																	
4	LOWES Alex (GBR)	133	117	58	20	16	13	11	10	16	10	9	3																	
5	RINALDI Michael Ruben (ITA)	124	126	9	9	11	5	25	20	4	8	8	13																	
6	GERLOFF Garrett (USA)	119	131	5	7	9	13	4	11	9	20	10	10																	
7	SYKES Tom (GBR)	114	136	5	10	13	2	8	8	4	13	16	9	1	7															
8	LOCATELLI Andrea (ITA)	106	144	8	6	7	6	11	7	7	5	11	16	16																
9	VAN DER MARK Michael (NED)	104	146	2	5	11	9	10	6	6	11	11	13	10																
10	DAVIES Chaz (GBR)	85	165	19	11	10	20		5	9	7	13																		
11	BAUTISTA Alvaro (ESP)	78	172	7	5	8	9	10	8	8	6	11	9	1																
12	BASSANI Axel (ITA)	73	177	5	4	2	5	5	9	9	6	3	6	7	11	2														
13	HASLAM Leon (GBR)	63	187	10	8	4	4	2	10	7	8	6	8																	
14	MAHIAS Lucas (FRA)	36	214	27	1	6	3	2	5	5	7	4																		
15	RABAT Tito (ESP)	23	227	13		7	6	1	2	2	5																			
16	NOZANE Kohta (JPN)	23	227	0	2	4	1	3	3	3		4	2																	
17	VINALES Isaac (ESP)	19	231	4	3	3	1		1	5	2	4																		
18	LAVERTY Eugene (IRL)	14	236	5		7	2	1	3	1																				
19	FOLGER Jonas (GER)	8	242	6	8																									
20	MERCADO Leandro (ARG)	7	243	1						4	3																			
21	FRITZ Marvin (GER)	6	244	1								6																		
22	PONSSON Christophe (FRA)	6	244	0	1							5																		
23	CRESSON Loris (BEL)	3	247	3						3																				
24	MANTOVANI Andrea (ITA)	2	248	1						2																				
25	MOSSEY Luke (GBR)	2	248	0					2																					

08/08/2021

These data/results cannot be reproduced, stored and/or transmitted in whole or in part by any manner of electronic, mechanical, photocopying, recording, broadcasting or otherwise now known or herein after developed without the previous express consent by the copyright owner, except for reproduction in daily press and regular printed publications on sale to the public within 60 days of the event related to those data/results and always provided that copyright symbol appears together as follows below.

© DORNA WSBK ORGANIZATION Srl 2021

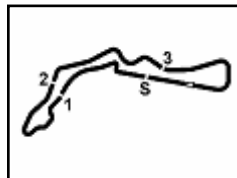
FICR PERUGIA TIMING



Official Tyre Supplier



Official Timekeeper



Autodrom Most 4.212 m

Tissot Czech Round, 6-8 August 2021 Championship Standings

2 / 2

Points	Points From First	Points From Previous	Independent Riders														
			May 23 ARAGON	May 30 ESTORIL	June 13 MISANO	July 4 DONINGTON	July 25 ASSEN	August 8 MOST	August 22 NAVARRA	September 5 MAGNY-COURS	September 19 BARCELONA	September 26 JEREZ	October 3 PORTIMAO	October 16 VILLICUM	November 14 MANDALIKA		
1	GERLOFF Garrett (USA)	119	7 9 7	13 6	4 11 2	9 20 5	10 2	10 4									
2	DAVIES Chaz (GBR)	85 34	11 6	10 20 1		5 9 2	7 13 1										
3	BASSANI Axel (ITA)	73 46 12	4 2	5 5 4	9 9 4	6 3	6 7	11 2									
4	MAHIAS Lucas (FRA)	36 83 37	1 6	3 2	5 5	7 4 3											
5	RABAT Tito (ESP)	23 96 13		7 6	1 2	2	5										
6	NOZANE Kohta (JPN)	23 96 0	2 4 1	1 3	3 3		4 2										
7	VINALES Isaac (ESP)	19 100 4	3 3	1		1	5 2	4									
8	LAVERTY Eugene (IRL)	14 105 5		7 2	1	3 1											
9	FOLGER Jonas (GER)	8 111 6	8														
10	MERCADO Leandro (ARG)	7 112 1					4 3										
11	FRITZ Marvin (GER)	6 113 1						6									
12	PONSSON Christophe (FRA)	6 113 0	1					5									
13	CRESSON Loris (BEL)	3 116 3					3										
14	MANTOVANI Andrea (ITA)	2 117 1					2										
15	MOSSEY Luke (GBR)	2 117 0				2											

08/08/2021

These data/results cannot be reproduced, stored and/or transmitted in whole or in part by any manner of electronic, mechanical, photocopying, recording, broadcasting or otherwise now known or herein after developed without the previous express consent by the copyright owner, except for reproduction in daily press and regular printed publications on sale to the public within 60 days of the event related to those data/results and always provided that copyright symbol appears together as follows below.

© DORNA WSBK ORGANIZATION Srl 2021

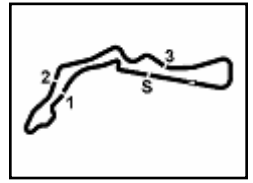
FICR PERUGIA TIMING



Official Tyre Supplier



Official Timekeeper



Autodrom Most 4.212 m

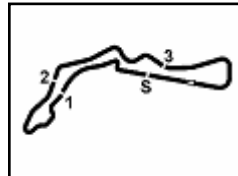
Tissot Czech Round, 6-8 August 2021

Starting Grid - Race 2 (22 Laps x 4,212 km = 92,664 km)

1	1	54 RAZGATLIOGLU T. Yamaha	2	45 REDDING S. Ducati	3	1 REA J. Kawasaki
2	4	55 LOCATELLI A. Yamaha	5	66 SYKES T. BMW	6	31 GERLOFF G. Yamaha
3	7	22 LOWES A. Kawasaki	8	47 BASSANI A. Ducati	9	19 BAUTISTA A. Honda
4	10	91 HASLAM L. Honda	11	21 RINALDI M. Ducati	12	17 FRITZ M. Yamaha
5	13	98 HANIKA K. Yamaha	14	52 DELBIANCO A. Honda	15	53 RABAT T. Ducati
6	16	7 DAVIES C. Ducati	17	60 VAN DER MARK M. BMW	18	3 NOZANE K. Yamaha
7	19	32 VINALES I. Kawasaki	20	23 PONSSON C. Yamaha	21	94 FOLGER J. BMW
8	22	84 CRESSON L. Kawasaki	23	14 URIBE J. Kawasaki		

08/08/2021 The Race Director

These data/results cannot be reproduced, stored and/or transmitted in whole or in part by any manner of electronic, mechanical, photocopying, recording, broadcasting or otherwise now known or herein after developed without the previous express consent by the copyright owner, except for reproduction in daily press and regular printed publications on sale to the public within 60 days of the event related to those data/results and always provided that copyright symbol appears together as follows below. © DORNA WSBK ORGANIZATION Srl 2021



Autodrom Most 4.212 m

1 / 3

Tissot Czech Round, 6-8 August 2021
Lap Chart Tissot Superpole Race

Lap		1	2	3	4	5	6	7	8	9	10
1	54	54	54	54	54	54	54	54	54	54	54
2	1	1	1	1	1	1	1	1	1	1	45
3	55	45	45	45	45	45	45	45	45	45	1
4	45	55	55	55	55	55	55	55	55	55	55
5	66	66	66	66	66	66	66	66	66	66	66
6	22	22	31	22	22	47	22	22	22	22	31
7	31	31	22	31	47	22	47	47	31	22	
8	21	21	47	47	31	31	31	31	47	47	
9	47	47	21	21	21	21	21	21	19	19	
10	91	19	19	19	19	19	19	19	21	21	
11	19	17	17	17	17	17	17	60	60	60	
12	17	91	91	91	91	60	60	17	17	17	
13	53	53	60	60	60	91	91	91	91	91	
14	3	60	3	3	3	3	3	3	7	7	
15	52	3	53	52	52	7	7	7	3	3	
16	60	52	52	53	53	52	52	32	32	23	
17	23	23	7	7	7	53	53	23	23	32	
18	32	32	32	32	32	32	32	94	94	94	
19	7	7	23	23	23	23	23	84	84	84	
20	94	94	94	94	94	94	94	14	14	14	
21	84	84	84	84	84	84	84	52			
22	14	14	14	14	14	14	14	53			
23	98	98	98								

Final Result		
1	54 T. RAZGATLIOGLU	Laps 10
2	45 S. REDDING	0.496
3	1 J. REA	1.384
4	55 A. LOCATELLI	5.765
5	66 T. SYKES	8.694
6	31 G. GERLOFF	9.306
7	22 A. LOWES	10.152
8	47 A. BASSANI	11.216
9	19 A. BAUTISTA	11.514
10	21 M. RINALDI	12.344
11	60 M. VAN DER MARK	12.518
12	17 M. FRITZ	14.342
13	91 L. HASLAM	15.591
14	7 C. DAVIES	22.917
15	3 K. NOZANE	24.924
16	23 C. PONSSON	30.155
17	32 I. VINALES	30.249
18	94 J. FOLGER	30.804
19	84 L. CRESSON	37.768
20	14 J. URIBE	52.907
RET	52 A. DELBIANCO	2 Laps
RET	53 T. RABAT	2 Laps
RET	98 K. HANIKA	7 Laps

08/08/2021

These data/results cannot be reproduced, stored and/or transmitted in whole or in part by any manner of electronic, mechanical, photocopying, recording, broadcasting or otherwise now known or herein after developed without the previous express consent by the copyright owner, except for reproduction in daily press and regular printed publications on sale to the public within 60 days of the event related to those data/results and always provided that copyright symbol appears together as follows below.

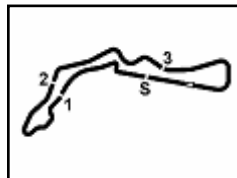
© DORNA WSBK ORGANIZATION Srl 2021

FCR PERIGIA TIMING


Official Tyre Supplier



Official Timekeeper



Autodrom Most 4.212 m

Tissot Czech Round, 6-8 August 2021
Lap Chart Tissot Superpole Race
2 / 3

Lap 1		
1	54 T.Razgatioglu	1'37.035
2	1 J.Rea	0.131
3	55 A.Locatelli	0.675
4	45 S.Redding	0.785
5	66 T.Sykes	1.639
6	22 A.Lowes	1.839
7	31 G.Gerloff	2.002
8	21 M.Rinaldi	2.496
9	47 A.Bassani	2.722
10	91 L.Haslam	2.833
11	19 A.Bautista	3.055
12	17 M.Fritz	3.258
13	53 T.Rabat	4.359
14	3 K.Nozone	4.739
15	52 A.Delbianco	4.836
16	60 M.van der Mark	4.875
17	23 C.Ponsson	5.547
18	32 I.Vinales	5.601
19	7 C.Davies	5.839
20	94 J.Folger	7.005
21	84 L.Cresson	7.379
22	14 J.Urbe	7.742
23	98 K.Hanika	8.080

Lap 4		
1	54 T.Razgatioglu	6'13.365
2	1 J.Rea	0.157
3	45 S.Redding	1.125
4	55 A.Locatelli	2.257
5	66 T.Sykes	4.241
6	22 A.Lowes	4.508
7	31 G.Gerloff	4.663
8	47 A.Bassani	4.838
9	21 M.Rinaldi	5.673
10	19 A.Bautista	6.310
11	17 M.Fritz	6.564
12	91 L.Haslam	7.178
13	60 M.van der Mark	8.065
14	3 K.Nozone	11.040
15	52 A.Delbianco	11.805
16	53 T.Rabat	12.461
17	7 C.Davies	12.508
18	32 I.Vinales	14.275
19	23 C.Ponsson	15.082
20	94 J.Folger	15.590
21	84 L.Cresson	17.340
22	14 J.Urbe	20.334

2	1 J.Rea	0.147
3	45 S.Redding	1.322
4	55 A.Locatelli	4.136
5	66 T.Sykes	7.285
6	22 A.Lowes	8.243
7	47 A.Bassani	8.588
8	31 G.Gerloff	8.717
9	21 M.Rinaldi	9.488
10	19 A.Bautista	9.792
11	17 M.Fritz	10.303
12	60 M.van der Mark	10.449
13	91 L.Haslam	12.136
14	3 K.Nozone	18.074
15	7 C.Davies	18.399
16	52 A.Delbianco	20.637
17	53 T.Rabat	20.795
18	32 I.Vinales	22.257
19	23 C.Ponsson	23.386
20	94 J.Folger	24.062
21	84 L.Cresson	28.069
22	14 J.Urbe	36.782

7	22 A.Lowes	10.152
8	47 A.Bassani	11.216
9	19 A.Bautista	11.514
10	21 M.Rinaldi	12.344
11	60 M.van der Mark	12.518
12	17 M.Fritz	14.342
13	91 L.Haslam	15.591
14	7 C.Davies	22.917
15	3 K.Nozone	24.924
16	23 C.Ponsson	30.155
17	32 I.Vinales	30.249
18	94 J.Folger	30.804
19	84 L.Cresson	37.768
20	14 J.Urbe	52.907

Lap 2		
1	54 T.Razgatioglu	3'09.242
2	1 J.Rea	0.175
3	45 S.Redding	0.941
4	55 A.Locatelli	1.099
5	66 T.Sykes	2.370
6	22 A.Lowes	2.725
7	31 G.Gerloff	2.939
8	21 M.Rinaldi	3.348
9	47 A.Bassani	3.428
10	19 A.Bautista	4.232
11	17 M.Fritz	4.437
12	91 L.Haslam	4.906
13	53 T.Rabat	6.665
14	60 M.van der Mark	6.765
15	3 K.Nozone	7.026
16	52 A.Delbianco	7.170
17	23 C.Ponsson	9.372
18	32 I.Vinales	9.404
19	7 C.Davies	9.445
20	94 J.Folger	9.733
21	84 L.Cresson	10.644
22	14 J.Urbe	11.837
23	98 K.Hanika	13.770

Lap 5		
1	54 T.Razgatioglu	7'45.426
2	1 J.Rea	0.259
3	45 S.Redding	1.190
4	55 A.Locatelli	2.950
5	66 T.Sykes	5.434
6	22 A.Lowes	6.039
7	47 A.Bassani	6.128
8	31 G.Gerloff	6.290
9	21 M.Rinaldi	6.846
10	19 A.Bautista	7.590
11	17 M.Fritz	7.965
12	91 L.Haslam	9.006
13	60 M.van der Mark	9.164
14	3 K.Nozone	13.408
15	52 A.Delbianco	14.368
16	53 T.Rabat	14.893
17	7 C.Davies	14.935
18	32 I.Vinales	16.964
19	23 C.Ponsson	18.222
20	94 J.Folger	18.448
21	84 L.Cresson	21.076
22	14 J.Urbe	25.019

Lap 8		
1	54 T.Razgatioglu	12'22.575
2	1 J.Rea	1.560
3	45 S.Redding	1.719
4	55 A.Locatelli	5.094
5	66 T.Sykes	8.475
6	22 A.Lowes	9.020
7	47 A.Bassani	9.688
8	31 G.Gerloff	9.799
9	21 M.Rinaldi	10.765
10	19 A.Bautista	10.935
11	60 M.van der Mark	11.493
12	17 M.Fritz	12.262
13	91 L.Haslam	13.731
14	3 K.Nozone	20.921
15	7 C.Davies	20.959
16	32 I.Vinales	25.916
17	23 C.Ponsson	26.237
18	94 J.Folger	27.026
19	84 L.Cresson	32.082
20	14 J.Urbe	43.467
21	52 A.Delbianco	54.636
22	53 T.Rabat	58.274

Lap 9		
1	54 T.Razgatioglu	13'55.391
2	1 J.Rea	1.596
3	45 S.Redding	1.671
4	55 A.Locatelli	5.399
5	66 T.Sykes	8.908
6	22 A.Lowes	9.762
7	31 G.Gerloff	9.805
8	47 A.Bassani	10.912
9	19 A.Bautista	11.412
10	21 M.Rinaldi	11.947
11	60 M.van der Mark	12.144
12	17 M.Fritz	13.643
13	91 L.Haslam	14.930
14	7 C.Davies	22.104
15	3 K.Nozone	22.936
16	32 I.Vinales	28.503
17	23 C.Ponsson	28.741
18	94 J.Folger	29.270
19	84 L.Cresson	35.326
20	14 J.Urbe	48.723

Lap 3		
1	54 T.Razgatioglu	4'41.332
2	1 J.Rea	0.081
3	45 S.Redding	1.108
4	55 A.Locatelli	1.555
5	66 T.Sykes	3.345
6	31 G.Gerloff	3.670
7	22 A.Lowes	3.794
8	47 A.Bassani	3.946
9	21 M.Rinaldi	4.713
10	19 A.Bautista	5.372
11	17 M.Fritz	5.586
12	91 L.Haslam	6.115
13	60 M.van der Mark	7.518
14	3 K.Nozone	9.051
15	53 T.Rabat	9.351
16	52 A.Delbianco	9.535
17	7 C.Davies	11.114
18	32 I.Vinales	11.682
19	23 C.Ponsson	12.511
20	94 J.Folger	12.768
21	84 L.Cresson	13.969
22	14 J.Urbe	15.973
23	98 K.Hanika	31.860

Lap 6		
1	54 T.Razgatioglu	9'17.801
2	1 J.Rea	0.156
3	45 S.Redding	1.133
4	55 A.Locatelli	3.740
5	66 T.Sykes	6.333
6	47 A.Bassani	7.172
7	22 A.Lowes	7.340
8	31 G.Gerloff	7.520
9	21 M.Rinaldi	8.462
10	19 A.Bautista	8.753
11	17 M.Fritz	9.022
12	60 M.van der Mark	9.702
13	91 L.Haslam	10.741
14	3 K.Nozone	15.537
15	7 C.Davies	17.031
16	52 A.Delbianco	17.558
17	53 T.Rabat	17.751
18	32 I.Vinales	19.536
19	23 C.Ponsson	21.025
20	94 J.Folger	21.208
21	84 L.Cresson	24.826
22	14 J.Urbe	32.378

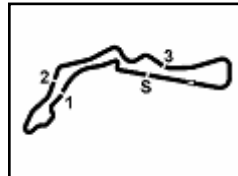
Lap 10		
1	54 T.Razgatioglu	15'28.861
2	45 S.Redding	0.496
3	1 J.Rea	1.384
4	55 A.Locatelli	5.765
5	66 T.Sykes	8.694
6	31 G.Gerloff	9.306

Lap 7		
1	54 T.Razgatioglu	10'50.285

08/08/2021

These data/results cannot be reproduced, stored and/or transmitted in whole or in part by any manner of electronic, mechanical, photocopying, recording, broadcasting or otherwise now known or herein after developed without the previous express consent by the copyright owner, except for reproduction in daily press and regular printed publications on sale to the public within 60 days of the event related to those data/results and always provided that copyright symbol appears together as follows below.

© DORNA WSBK ORGANIZATION Srl 2021


Tissot Czech Round, 6-8 August 2021
Lap Chart Tissot Superpole Race
Race Pace Comparison

	54 Raz	45 Red	1 Rea	55 Loc	66 Syk	31 Ger	22 Low	47 Bas	19 Bau	21 Rin	60 vdM	17 Fri	91 Has	7 Dav
1	1'37.035	1'37.820	1'37.166	1'37.710	1'38.674	1'39.037	1'38.874	1'39.757	1'40.090	1'39.531	1'41.910	1'40.293	1'39.868	1'42.874
2	1'32.207	1'32.363	1'32.251	1'32.631	1'32.938	1'33.144	1'33.093	1'32.913	1'33.384	1'33.059	1'34.097	1'33.386	1'34.280	1'35.813
3	1'32.090	1'32.257	1'31.996	1'32.546	1'33.065	1'32.821	1'33.159	1'32.608	1'33.230	1'33.455	1'32.843	1'33.239	1'33.299	1'33.759
4	1'32.033	1'32.050	1'32.109	1'32.735	1'32.929	1'33.026	1'32.747	1'32.925	1'32.971	1'32.993	1'32.580	1'33.011	1'33.096	1'33.427
5	1'32.061	1'32.126	1'32.163	1'32.754	1'33.254	1'33.688	1'33.592	1'33.351	1'33.341	1'33.234	1'33.160	1'33.462	1'33.889	1'34.488
6	1'32.375	1'32.318	1'32.272	1'33.165	1'33.274	1'33.605	1'33.676	1'33.419	1'33.538	1'33.991	1'32.913	1'33.432	1'34.110	1'34.471
7	1'32.484	1'32.673	1'32.475	1'32.880	1'33.436	1'33.681	1'33.387	1'33.900	1'33.523	1'33.510	1'33.231	1'33.765	1'33.879	1'33.852
8	1'32.290	1'32.687	1'33.703	1'33.248	1'33.480	1'33.372	1'33.067	1'33.390	1'33.433	1'33.567	1'33.334	1'34.249	1'33.885	1'34.850
9	1'32.816	1'32.768	1'32.852	1'33.121	1'33.249	1'32.822	1'33.558	1'34.040	1'33.293	1'33.998	1'33.467	1'34.197	1'34.015	1'33.961
10	1'33.470	1'32.295	1'33.258	1'33.836	1'33.256	1'32.971	1'33.860	1'33.774	1'33.572	1'33.867	1'33.844	1'34.169	1'34.131	1'34.283

	3 Noz	23 Pon	32 Vin	94 Fol	84 Cre	14 Uri	52 Del	53 Rab	98 Han
1	1'41.774	1'42.582	1'42.636	1'44.040	1'44.414	1'44.777	1'41.871	1'41.394	1'45.115
2	1'34.494	1'36.032	1'36.010	1'34.935	1'35.472	1'36.302	1'34.541	1'34.513	1'37.897
3	1'34.115	1'35.229	1'34.368	1'35.125	1'35.415	1'36.226	1'34.455	1'34.776	1'50.180
4	1'34.022	1'34.604	1'34.626	1'34.855	1'35.404	1'36.394	1'34.303	1'35.143	
5	1'34.429	1'35.201	1'34.750	1'34.919	1'35.797	1'36.746	1'34.624	1'34.493	
6	1'34.504	1'35.178	1'34.947	1'35.135	1'36.125	1'39.734	1'35.565	1'35.233	
7	1'35.021	1'34.845	1'35.205	1'35.338	1'35.727	1'36.888	1'35.563	1'35.528	
8	1'35.137	1'35.141	1'35.949	1'35.254	1'36.303	1'38.975	2'06.289	2'09.769	
9	1'34.831	1'35.320	1'35.403	1'35.060	1'36.060	1'38.072			
10	1'35.458	1'34.884	1'35.216	1'35.004	1'35.912	1'37.654			

08/08/2021

These data/results cannot be reproduced, stored and/or transmitted in whole or in part by any manner of electronic, mechanical, photocopying, recording, broadcasting or otherwise now known or herein after developed without the previous express consent by the copyright owner, except for reproduction in daily press and regular printed publications on sale to the public within 60 days of the event related to those data/results and always provided that copyright symbol appears together as follows below.

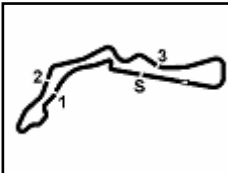
© DORNA WSBK ORGANIZATION Srl 2021

FIGR PERUGIA TIMING


Official Tyre Supplier



Official Timekeeper



Tissot Czech Round, 6-8 August 2021 Best Sectors & Speed Tissot Superpole Race

RESULTS

1	54 T. RAZGATLIOGLU	Yamaha YZF R1	Laps 10
2	45 S. REDDING	Ducati Panigale V4 R	0.496
3	1 J. REA	Kawasaki ZX-10RR	1.384
4	55 A. LOCATELLI	Yamaha YZF R1	5.765
5	66 T. SYKES	BMW M 1000 RR	8.694
6	31 G. GERLOFF	Yamaha YZF R1	9.306
7	22 A. LOWES	Kawasaki ZX-10RR	10.152
8	47 A. BASSANI	Ducati Panigale V4 R	11.216
9	19 A. BAUTISTA	Honda CBR1000 RR-R	11.514
10	21 M. RINALDI	Ducati Panigale V4 R	12.344
11	60 M. VAN DER MARK	BMW M 1000 RR	12.518
12	17 M. FRITZ	Yamaha YZF R1	14.342
13	91 L. HASLAM	Honda CBR1000 RR-R	15.591
14	7 C. DAVIES	Ducati Panigale V4 R	22.917
15	3 K. NOZANE	Yamaha YZF R1	24.924
16	23 C. PONSSON	Yamaha YZF R1	30.155
17	32 I. VINALES	Kawasaki ZX-10RR	30.249
18	94 J. FOLGER	BMW M 1000 RR	30.804
19	84 L. CRESSON	Kawasaki ZX-10RR	37.768
20	14 J. URIBE	Kawasaki ZX-10RR	52.907
RET	52 A. DELBIANCO	Honda CBR1000 RR-R	2 Laps
RET	53 T. RABAT	Ducati Panigale V4 R	2 Laps
RET	98 K. HANIKA	Yamaha YZF R1	7 Laps

SPEED

1	19 A. BAUTISTA	Honda CBR1000 RR-R	298,3
2	47 A. BASSANI	Ducati Panigale V4 R	295,9
3	45 S. REDDING	Ducati Panigale V4 R	295,1
4	21 M. RINALDI	Ducati Panigale V4 R	295,1
5	91 L. HASLAM	Honda CBR1000 RR-R	294,3
6	60 M. VAN DER MARK	BMW M 1000 RR	292,7
7	31 G. GERLOFF	Yamaha YZF R1	291,9
8	22 A. LOWES	Kawasaki ZX-10RR	291,1
9	7 C. DAVIES	Ducati Panigale V4 R	290,3
10	52 A. DELBIANCO	Honda CBR1000 RR-R	290,3
11	1 J. REA	Kawasaki ZX-10RR	290,3
12	55 A. LOCATELLI	Yamaha YZF R1	289,5
13	53 T. RABAT	Ducati Panigale V4 R	289,5
14	94 J. FOLGER	BMW M 1000 RR	289,5
15	3 K. NOZANE	Yamaha YZF R1	288,0
16	66 T. SYKES	BMW M 1000 RR	287,2
17	54 T. RAZGATLIOGLU	Yamaha YZF R1	286,5
18	17 M. FRITZ	Yamaha YZF R1	285,0
19	32 I. VINALES	Kawasaki ZX-10RR	284,2
20	84 L. CRESSON	Kawasaki ZX-10RR	282,0
21	23 C. PONSSON	Yamaha YZF R1	282,0
22	14 J. URIBE	Kawasaki ZX-10RR	280,5
23	98 K. HANIKA	Yamaha YZF R1	255,9

SEG. 1

1	54 T. RAZGATLIOGLU	22.310
2	45 S. REDDING	22.391
3	1 J. REA	22.432
4	60 M. VAN DER MARK	22.534
5	7 C. DAVIES	22.547
6	66 T. SYKES	22.580
7	19 A. BAUTISTA	22.600
8	47 A. BASSANI	22.639
9	55 A. LOCATELLI	22.652
10	22 A. LOWES	22.659
11	31 G. GERLOFF	22.694
12	91 L. HASLAM	22.749
13	21 M. RINALDI	22.771
14	17 M. FRITZ	22.795
15	3 K. NOZANE	22.896
16	53 T. RABAT	22.967
17	52 A. DELBIANCO	23.022
18	94 J. FOLGER	23.081
19	32 I. VINALES	23.111
20	23 C. PONSSON	23.228
21	84 L. CRESSON	23.311
22	14 J. URIBE	23.470
23	98 K. HANIKA	24.318

SEG. 2

1	45 S. REDDING	22.748
2	54 T. RAZGATLIOGLU	22.752
3	1 J. REA	22.812
4	22 A. LOWES	22.867
5	21 M. RINALDI	22.909
6	17 M. FRITZ	22.913
7	47 A. BASSANI	22.931
8	60 M. VAN DER MARK	22.934
9	31 G. GERLOFF	22.934
10	55 A. LOCATELLI	22.978
11	66 T. SYKES	23.007
12	91 L. HASLAM	23.083
13	7 C. DAVIES	23.121
14	19 A. BAUTISTA	23.128
15	3 K. NOZANE	23.180
16	52 A. DELBIANCO	23.400
17	53 T. RABAT	23.405
18	32 I. VINALES	23.407
19	23 C. PONSSON	23.431
20	94 J. FOLGER	23.504
21	84 L. CRESSON	23.727
22	14 J. URIBE	23.757
23	98 K. HANIKA	24.011

SEG. 3

1	1 J. REA	24.024
2	45 S. REDDING	24.088
3	55 A. LOCATELLI	24.119
4	54 T. RAZGATLIOGLU	24.179
5	47 A. BASSANI	24.180
6	17 M. FRITZ	24.185
7	31 G. GERLOFF	24.200
8	91 L. HASLAM	24.229
9	60 M. VAN DER MARK	24.269
10	19 A. BAUTISTA	24.295
11	22 A. LOWES	24.311
12	21 M. RINALDI	24.380
13	66 T. SYKES	24.468
14	32 I. VINALES	24.510
15	3 K. NOZANE	24.517
16	53 T. RABAT	24.529
17	7 C. DAVIES	24.617
18	52 A. DELBIANCO	24.724
19	23 C. PONSSON	24.734
20	94 J. FOLGER	24.773
21	84 L. CRESSON	24.910
22	98 K. HANIKA	25.028
23	14 J. URIBE	25.257

SEG. 4

1	1 J. REA	22.595
2	55 A. LOCATELLI	22.627
3	45 S. REDDING	22.662
4	54 T. RAZGATLIOGLU	22.685
5	47 A. BASSANI	22.703
6	66 T. SYKES	22.729
7	19 A. BAUTISTA	22.736
8	31 G. GERLOFF	22.765
9	22 A. LOWES	22.775
10	91 L. HASLAM	22.797
11	21 M. RINALDI	22.809
12	17 M. FRITZ	22.811
13	60 M. VAN DER MARK	22.843
14	7 C. DAVIES	22.945
15	32 I. VINALES	23.018
16	3 K. NOZANE	23.061
17	52 A. DELBIANCO	23.094
18	94 J. FOLGER	23.098
19	23 C. PONSSON	23.107
20	53 T. RABAT	23.160
21	84 L. CRESSON	23.393
22	98 K. HANIKA	23.588
23	14 J. URIBE	23.602

08/08/2021

These data/results cannot be reproduced, stored and/or transmitted in whole or in part by any manner of electronic, mechanical, photocopying, recording, broadcasting or otherwise now known or herein after developed without the previous express consent by the copyright owner, except for reproduction in daily press and regular printed publications on sale to the public within 60 days of the event related to those data/results and always provided that copyright symbol appears together as follows below.

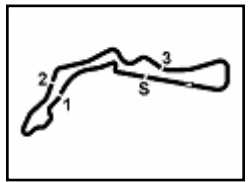
© DORNA WSBK ORGANIZATION Srl 2021

FICR PERUGIA TIMING


Official Tyre Supplier



Official Timekeeper



Tissot Czech Round, 6-8 August 2021 Chronological Analysis Tissot Superpole Race

Autodrom Most 4.212 m

Start at 11:00'10.826

1 / 3

1° 54 T. RAZGATLIOGLU (1'32.033)							
Lap	Seg.1	Seg.2	Seg.3	Seg.4	Lap Time	km/h	Local Time
1		22.829	24.183	22.737	1'37.035		11:01'47.861
2	22.391	22.841	24.252	22.723	1'32.207	284,2	11:03'20.068
3	22.391	22.788	24.201	22.710	1'32.090	285,0	11:04'52.158
4	22.417	22.752	24.179	22.685	1'32.033	285,0	11:06'24.191
5	22.310	22.803	24.196	22.752	1'32.061	285,0	11:07'56.252
6	22.432	22.872	24.239	22.832	1'32.375	284,2	11:09'28.627
7	22.426	22.773	24.389	22.896	1'32.484	284,2	11:11'01.111
8	22.324	22.814	24.293	22.859	1'32.290	286,5	11:12'33.401
9	22.551	22.992	24.383	22.890	1'32.816	283,5	11:14'06.217
10	22.562	23.205	24.664	23.039	1'33.470	285,0	11:15'39.687
Race Time 15'28.861							

9	22.886	23.029	24.468	22.866	1'33.249	282,7	11:14'15.125
10	22.580	23.102	24.588	22.986	1'33.256	285,0	11:15'48.381
Race Time 15'37.555							

2° 45 S. REDDING (1'32.050)							
Lap	Seg.1	Seg.2	Seg.3	Seg.4	Lap Time	km/h	Local Time
1		23.059	24.121	22.662	1'37.820		11:01'48.646
2	22.522	22.959	24.088	22.794	1'32.363	295,1	11:03'21.009
3	22.581	22.874	24.132	22.670	1'32.257	292,7	11:04'53.266
4	22.391	22.748	24.150	22.761	1'32.050	290,3	11:06'25.316
5	22.414	22.846	24.105	22.761	1'32.126	290,3	11:07'57.442
6	22.439	22.942	24.180	22.757	1'32.318	290,3	11:09'29.760
7	22.561	22.991	24.284	22.837	1'32.673	290,3	11:11'02.433
8	22.670	22.969	24.248	22.800	1'32.687	291,1	11:12'35.120
9	22.771	22.991	24.277	22.729	1'32.768	293,5	11:14'07.888
10	22.497	22.932	24.116	22.750	1'32.295	292,7	11:15'40.183
Race Time 15'29.357							

6° 31 G. GERLOFF (1'32.821)							
Lap	Seg.1	Seg.2	Seg.3	Seg.4	Lap Time	km/h	Local Time
1		23.254	24.568	22.836	1'39.037		11:01'49.863
2	22.892	23.085	24.215	22.952	1'33.144	291,9	11:03'23.007
3	22.697	22.971	24.388	22.765	1'32.821	291,1	11:04'55.828
4	22.870	23.119	24.200	22.837	1'33.026	288,0	11:06'28.854
5	22.784	23.225	24.479	23.200	1'33.688	289,5	11:08'02.542
6	22.996	23.173	24.528	22.908	1'33.605	284,2	11:09'36.147
7	22.902	23.278	24.519	22.982	1'33.681	288,8	11:11'09.828
8	22.764	23.178	24.456	22.974	1'33.372	291,1	11:12'43.200
9	22.694	22.934	24.253	22.941	1'32.822	289,5	11:14'16.022
10	22.719	23.011	24.330	22.911	1'32.971	286,5	11:15'48.993
Race Time 15'38.167							

3° 1 J. REA (1'31.996)							
Lap	Seg.1	Seg.2	Seg.3	Seg.4	Lap Time	km/h	Local Time
1		22.932	24.065	22.595	1'37.166		11:01'47.992
2	22.483	22.853	24.126	22.789	1'32.251	289,5	11:03'20.243
3	22.473	22.812	24.024	22.687	1'31.996	288,8	11:04'52.239
4	22.432	22.921	24.071	22.685	1'32.109	290,3	11:06'24.348
5	22.469	22.825	24.126	22.743	1'32.163	289,5	11:07'56.511
6	22.492	22.925	24.176	22.679	1'32.272	286,5	11:09'28.783
7	22.467	23.023	24.193	22.792	1'32.475	289,5	11:11'01.258
8	23.597	23.063	24.262	22.781	1'33.703	289,5	11:12'34.961
9	22.767	23.022	24.318	22.745	1'32.852	285,0	11:14'07.813
10	22.840	22.989	24.491	22.938	1'33.258	285,0	11:15'41.071
Race Time 15'30.245							

7° 22 A. LOWES (1'32.747)							
Lap	Seg.1	Seg.2	Seg.3	Seg.4	Lap Time	km/h	Local Time
1		23.167	24.311	22.775	1'38.874		11:01'49.700
2	22.889	22.867	24.520	22.817	1'33.093	285,7	11:03'22.793
3	22.715	22.965	24.474	23.005	1'33.159	288,8	11:04'55.952
4	22.659	22.967	24.322	22.799	1'32.747	291,1	11:06'28.699
5	22.833	23.125	24.580	23.054	1'33.592	288,0	11:08'02.291
6	23.150	23.107	24.527	22.892	1'33.676	284,2	11:09'35.967
7	22.833	23.050	24.492	23.012	1'33.387	289,5	11:11'09.354
8	22.814	22.999	24.372	22.882	1'33.067	285,0	11:12'42.421
9	22.862	23.072	24.510	23.114	1'33.558	285,0	11:14'15.979
10	23.036	23.255	24.532	23.037	1'33.860	284,2	11:15'49.839
Race Time 15'39.013							

4° 55 A. LOCATELLI (1'32.546)							
Lap	Seg.1	Seg.2	Seg.3	Seg.4	Lap Time	km/h	Local Time
1		23.041	24.236	22.658	1'37.710		11:01'48.536
2	22.855	22.978	24.119	22.679	1'32.631	287,2	11:03'21.167
3	22.739	23.021	24.159	22.627	1'32.546	288,8	11:04'53.713
4	22.689	23.072	24.194	22.780	1'32.735	289,5	11:06'26.448
5	22.654	23.008	24.266	22.826	1'32.754	286,5	11:07'59.202
6	22.898	23.067	24.321	22.879	1'33.165	285,7	11:09'32.367
7	22.666	23.033	24.340	22.841	1'32.880	285,0	11:11'05.247
8	22.707	23.112	24.426	23.003	1'33.248	286,5	11:12'38.495
9	22.652	23.122	24.418	22.929	1'33.121	285,0	11:14'11.616
10	22.849	23.231	24.593	23.163	1'33.836	284,2	11:15'45.452
Race Time 15'34.626							

8° 47 A. BASSANI (1'32.608)							
Lap	Seg.1	Seg.2	Seg.3	Seg.4	Lap Time	km/h	Local Time
1		23.424	24.489	22.929	1'39.757		11:01'50.583
2	22.915	22.931	24.278	22.789	1'32.913	292,7	11:03'23.496
3	22.639	22.959	24.307	22.703	1'32.608	295,9	11:04'56.104
4	22.836	23.084	24.180	22.825	1'32.925	295,1	11:06'29.029
5	22.797	23.239	24.396	22.919	1'33.351	293,5	11:08'02.380
6	22.799	23.164	24.558	22.898	1'33.419	290,3	11:09'35.799
7	23.158	23.192	24.551	22.999	1'33.900	288,8	11:11'09.699
8	22.774	23.219	24.458	22.939	1'33.390	289,5	11:12'43.089
9	23.167	23.203	24.689	22.981	1'34.040	289,5	11:14'17.129
10	22.757	23.286	24.695	23.036	1'33.774	289,5	11:15'50.903
Race Time 15'40.077							

5° 66 T. SYKES (1'32.929)							
Lap	Seg.1	Seg.2	Seg.3	Seg.4	Lap Time	km/h	Local Time
1		23.129	24.524	22.796	1'38.674		11:01'49.500
2	22.671	23.036	24.502	22.729	1'32.938	287,2	11:03'22.438
3	22.738	23.007	24.581	22.739	1'33.065	287,2	11:04'55.503
4	22.663	23.019	24.517	22.730	1'32.929	286,5	11:06'28.432
5	22.779	23.151	24.563	22.761	1'33.254	285,0	11:08'01.686
6	22.853	23.038	24.524	22.859	1'33.274	283,5	11:09'34.960
7	22.778	23.039	24.616	23.003	1'33.436	285,7	11:11'08.396
8	22.820	23.176	24.550	22.934	1'33.480	283,5	11:12'41.876

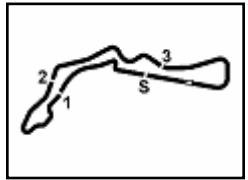
9° 19 A. BAUTISTA (1'32.971)							
Lap	Seg.1	Seg.2	Seg.3	Seg.4	Lap Time	km/h	Local Time
1		23.402	24.368	22.896	1'40.090		11:01'50.916
2	22.885	23.270	24.295	22.934	1'33.384	298,3	11:03'24.300
3	22.665	23.191	24.420	22.954	1'33.230	295,9	11:04'57.530
4	22.672	23.245	24.318	22.736	1'32.971	293,5	11:06'30.501
5	22.600	23.243	24.617	22.881	1'33.341	295,9	11:08'03.842
6	22.791	23.190	24.613	22.944	1'33.538	294,3	11:09'37.380
7	22.766	23.272	24.535	22.950	1'33.523	295,1	11:11'10.903
8	22.642	23.295	24.649	22.847	1'33.433	295,9	11:12'44.336
9	22.620	23.128	24.562	22.983	1'33.293	298,3	11:14'17.629
10	22.622	23.250	24.570	23.130	1'33.572	293,5	11:15'51.201
Race Time 15'40.375							

08/08/2021 P = Pits In/Out - C = Lap Time Cancelled

10° 21 M. RINALDI (1'32.993)							
Lap	Seg.1	Seg.2	Seg.3	Seg.4	Lap Time	km/h	Local Time
1		23.453	24.501	22.877	1'39.531		11:01'50.357
2	22.877	22.909	24.413	22.860	1'33.059	294,3	11:03'23.416
3	23.104	23.037	24.456	22.858	1'33.455	293,5	11:04'56.871
4	22.777	23.027	24.380	22.809	1'32.993	295,1	11:06'29.864
5	22.845	23.114	24.419	22.856	1'33.234	292,7	11:08'03.098

These data/results cannot be reproduced, stored and/or transmitted in whole or in part by any manner of electronic, mechanical, photocopying, recording, broadcasting or otherwise now known or herein after developed without the previous express consent by the copyright owner, except for reproduction in daily press and regular printed publications on sale to the public within 60 days of the event related to those data/results and always provided that copyright symbol appears together as follows below.

© DORNA WSBK ORGANIZATION Srl 2021



Tissot Czech Round, 6-8 August 2021 Chronological Analysis Tissot Superpole Race

Autodrom Most 4.212 m

Start at 11:00'10.826

2 / 3

6	23.061	23.276	24.687	22.967	1'33.991	291,1	11:09'37.089	3	22.896	23.340	24.818	23.061	1'34.115	288,0	11:05'01.209
7	22.862	23.254	24.540	22.854	1'33.510	291,9	11:11'10.599	4	23.019	23.180	24.754	23.069	1'34.022	283,5	11:06'35.231
8	22.771	23.283	24.637	22.876	1'33.567	293,5	11:12'44.166	5	22.987	23.501	24.739	23.202	1'34.429	283,5	11:08'09.660
9	23.026	23.378	24.535	23.059	1'33.998	292,7	11:14'18.164	6	23.097	23.295	24.859	23.253	1'34.504	279,8	11:09'44.164
10	22.866	23.364	24.603	23.034	1'33.867	293,5	11:15'52.031	7	23.236	23.504	24.931	23.350	1'35.021	282,0	11:11'19.185

Race Time 15'41.205

11° 60 M. VAN DER MARK (1'32.580)

Lap	Seg.1	Seg.2	Seg.3	Seg.4	Lap Time	km/h	Local Time
1		23.781	24.919	23.051	1'41.910		11:01'52.736
2	22.761	23.280	24.714	23.342	1'34.097	292,7	11:03'26.833
3	22.689	22.945	24.295	22.914	1'32.843	288,0	11:04'59.676
4	22.534	22.934	24.269	22.843	1'32.580	285,0	11:06'32.256
5	22.682	23.073	24.498	22.907	1'33.160	287,2	11:08'05.416
6	22.639	22.988	24.414	22.872	1'32.913	288,0	11:09'38.329
7	22.780	23.095	24.435	22.921	1'33.231	287,2	11:11'11.560
8	22.643	23.130	24.588	22.973	1'33.334	290,3	11:12'44.894
9	22.729	23.163	24.551	23.024	1'33.467	286,5	11:14'18.361
10	22.816	23.405	24.602	23.021	1'33.844	289,5	11:15'52.205

Race Time 15'41.379

12° 17 M. FRITZ (1'33.011)

Lap	Seg.1	Seg.2	Seg.3	Seg.4	Lap Time	km/h	Local Time
1		23.488	24.185	22.811	1'40.293		11:01'51.119
2	23.207	22.927	24.218	23.034	1'33.386	284,2	11:03'24.505
3	22.839	22.992	24.239	23.169	1'33.239	285,0	11:04'57.744
4	22.795	22.976	24.385	22.855	1'33.011	282,7	11:06'30.755
5	22.847	22.913	24.548	23.154	1'33.462	282,0	11:08'04.217
6	22.956	23.071	24.370	23.035	1'33.432	280,5	11:09'37.649
7	23.064	23.116	24.494	23.091	1'33.765	282,7	11:11'11.414
8	23.286	23.116	24.669	23.178	1'34.249	282,0	11:12'45.663
9	23.228	23.241	24.570	23.158	1'34.197	279,1	11:14'19.860
10	23.204	23.202	24.601	23.162	1'34.169	278,4	11:15'54.029

Race Time 15'43.203

13° 91 L. HASLAM (1'33.096)

Lap	Seg.1	Seg.2	Seg.3	Seg.4	Lap Time	km/h	Local Time
1		23.374	24.407	22.879	1'39.868		11:01'50.694
2	23.943	23.296	24.229	22.812	1'34.280	294,3	11:03'24.974
3	22.881	23.178	24.443	22.797	1'33.299	290,3	11:04'58.273
4	22.749	23.083	24.391	22.873	1'33.096	289,5	11:06'31.369
5	22.982	23.447	24.607	22.853	1'33.889	287,2	11:08'05.258
6	23.172	23.211	24.875	22.852	1'34.110	285,0	11:09'39.368
7	22.899	23.358	24.754	22.868	1'33.879	285,7	11:11'13.247
8	22.987	23.350	24.688	22.860	1'33.885	285,7	11:12'47.132
9	22.972	23.360	24.719	22.964	1'34.015	286,5	11:14'21.147
10	23.038	23.346	24.745	23.002	1'34.131	285,7	11:15'55.278

Race Time 15'44.452

14° 7 C. DAVIES (1'33.427)

Lap	Seg.1	Seg.2	Seg.3	Seg.4	Lap Time	km/h	Local Time
1		24.201	24.789	23.082	1'42.874		11:01'53.700
2	23.725	23.620	24.984	23.484	1'35.813	282,7	11:03'29.513
3	23.076	23.121	24.617	22.945	1'33.759	286,5	11:05'03.272
4	22.547	23.251	24.621	23.008	1'33.427	288,8	11:06'36.699
5	23.166	23.552	24.729	23.041	1'34.488	288,8	11:08'11.187
6	22.902	23.446	25.175	22.948	1'34.471	290,3	11:09'45.658
7	22.829	23.249	24.619	23.155	1'33.852	288,0	11:11'19.510
8	23.147	23.761	24.784	23.158	1'34.850	287,2	11:12'54.360
9	22.779	23.329	24.722	23.131	1'33.961	284,2	11:14'28.321
10	22.766	23.484	24.747	23.286	1'34.283	285,7	11:16'02.604

Race Time 15'51.778

15° 3 K. NOZANE (1'34.022)

Lap	Seg.1	Seg.2	Seg.3	Seg.4	Lap Time	km/h	Local Time
1		23.846	24.818	23.102	1'41.774		11:01'52.600
2	23.373	23.427	24.517	23.177	1'34.494	287,2	11:03'27.094

16° 23 C. PONSSON (1'34.604)

Lap	Seg.1	Seg.2	Seg.3	Seg.4	Lap Time	km/h	Local Time
1		23.925	24.870	23.273	1'42.582		11:01'53.408
2	23.497	23.596	25.336	23.603	1'36.032	280,5	11:03'29.440
3	23.643	23.498	24.981	23.107	1'35.229	276,2	11:05'04.669
4	23.270	23.431	24.734	23.169	1'34.604	282,0	11:06'39.273
5	23.228	23.845	24.798	23.330	1'35.201	280,5	11:08'14.474
6	23.286	23.491	25.120	23.281	1'35.178	277,6	11:09'49.652
7	23.236	23.503	24.856	23.250	1'34.845	278,4	11:11'24.497
8	23.339	23.697	24.889	23.216	1'35.141	279,8	11:12'59.638
9	23.486	23.608	24.887	23.339	1'35.320	280,5	11:14'34.958
10	23.235	23.536	24.793	23.320	1'34.884	279,8	11:16'09.842

Race Time 15'59.016

17° 32 I. VINALES (1'34.368)

Lap	Seg.1	Seg.2	Seg.3	Seg.4	Lap Time	km/h	Local Time
1		24.290	24.744	23.067	1'42.636		11:01'53.462
2	23.755	23.568	25.156	23.531	1'36.010	284,2	11:03'29.472
3	23.433	23.407	24.510	23.018	1'34.368	279,8	11:05'03.840
4	23.195	23.439	24.852	23.140	1'34.626	282,7	11:06'38.466
5	23.111	23.616	24.812	23.211	1'34.750	282,7	11:08'13.216
6	23.293	23.672	24.803	23.179	1'34.947	282,0	11:09'48.163
7	23.458	23.680	24.821	23.246	1'35.205	279,1	11:11'23.368
8	23.727	23.821	25.050	23.351	1'35.949	280,5	11:12'59.317
9	23.642	23.606	24.923	23.232	1'35.403	278,4	11:14'34.720
10	23.248	23.542	24.934	23.492	1'35.216	276,9	11:16'09.936

Race Time 15'59.110

18° 94 J. FOLGER (1'34.855)

Lap	Seg.1	Seg.2	Seg.3	Seg.4	Lap Time	km/h	Local Time
1		24.380	25.167	23.466	1'44.040		11:01'54.866
2	23.280	23.565	24.773	23.317	1'34.935	289,5	11:03'29.801
3	23.578	23.504	24.870	23.173	1'35.125	281,3	11:05'04.926
4	23.277	23.595	24.882	23.101	1'34.855	285,7	11:06'39.781
5	23.081	23.688	24.940	23.210	1'34.919	288,8	11:08'14.700
6	23.349	23.609	25.079	23.098	1'35.135	286,5	11:09'49.835
7	23.374	23.561	25.041	23.362	1'35.338	285,7	11:11'25.173
8	23.464	23.586	24.950	23.254	1'35.254	285,7	11:13'00.427
9	23.142	23.725	25.046	23.147	1'35.060	286,5	11:14'35.487
10	23.120	23.677	24.949	23.258	1'35.004	288,0	11:16'10.491

Race Time 15'59.665

19° 84 L. CRESSON (1'35.404)

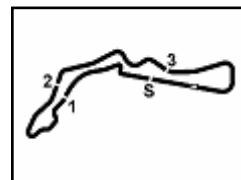
Lap	Seg.1	Seg.2	Seg.3	Seg.4	Lap Time	km/h	Local Time
1		24.303	25.224	23.981	1'44.414		11:01'55.240
2	23.332	23.764	24.950	23.426	1'35.472	282,0	11:03'30.712
3	23.311	23.772	24.939	23.393	1'35.415	281,3	11:05'06.127
4	23.353	23.727	24.910	23.414	1'35.404	279,1	11:06'41.531
5	23.407	23.867	24.989	23.534	1'35.797	276,9	11:08'17.328
6	23.623	23.770	25.257	23.475	1'36.125	269,3	11:09'53.453
7	23.373	23.792	25.138	23.424	1'35.727	276,2	11:11'29.180
8	23.425	23.889	25.132	23.857	1'36.303	274,8	11:13'05.483
9	23.453	23.811	25.240	23.556	1'36.060	274,8	11:14'41.543
10	23.439	23.935	25.098	23.440	1'35.912	274,8	11:16'17.455

Race Time 16'06.629

08/08/2021 P = Pits In/Out - C = Lap Time Cancelled

These data/results cannot be reproduced, stored and/or transmitted in whole or in part by any manner of electronic, mechanical, photocopying, recording, broadcasting or otherwise now known or herein after developed without the previous express consent by the copyright owner, except for reproduction in daily press and regular printed publications on sale to the public within 60 days of the event related to those data/results and always provided that copyright symbol appears together as follows below.

© DORNA WSBK ORGANIZATION Srl 2021



Autodrom Most 4.212 m

3 / 3

Tissot Czech Round, 6-8 August 2021
Chronological Analysis Tissot Superpole Race

Start at 11:00'10.826

20° 14 J. URIBE (1'36.226)							
Lap	Seg.1	Seg.2	Seg.3	Seg.4	Lap Time	km/h	Local Time
1		24.525	25.349	23.654	1'44.777		11:01'55.603
2	23.504	23.878	25.318	23.602	1'36.302	280,5	11:03'31.905
3	23.470	23.757	25.358	23.641	1'36.226	276,9	11:05'08.131
4	23.557	23.960	25.257	23.620	1'36.394	276,2	11:06'44.525
5	23.513	24.180	25.260	23.793	1'36.746	274,1	11:08'21.271
6	26.511	24.183	25.420	23.620	1'39.734	272,0	11:10'01.005
7	23.484	24.103	25.494	23.807	1'36.888	272,0	11:11'37.893
8	25.040	24.399	25.508	24.028	1'38.975	272,0	11:13'16.868
9	24.335	24.275	25.756	23.706	1'38.072	267,3	11:14'54.940
10	23.562	24.301	25.669	24.122	1'37.654	271,4	11:16'32.594
Race Time 16'21.768							

RET 52 A. DELBIANCO (1'34.303)							
Lap	Seg.1	Seg.2	Seg.3	Seg.4	Lap Time	km/h	Local Time
1		23.943	24.985	23.113	1'41.871		11:01'52.697
2	23.162	23.414	24.767	23.198	1'34.541	290,3	11:03'27.238
3	23.033	23.470	24.769	23.183	1'34.455	283,5	11:05'01.693
4	23.085	23.400	24.724	23.094	1'34.303	286,5	11:06'35.996
5	23.022	23.483	24.821	23.298	1'34.624	279,1	11:08'10.620
6	23.181	23.541	25.590	23.253	1'35.565	276,2	11:09'46.185
7	23.256	23.635	25.231	23.441	1'35.563	276,2	11:11'21.748
8	29.305	28.477	26.049	42.458	2'06.289P	273,4	11:13'28.037
Race Time 13'17.211							

RET 53 T. RABAT (1'34.493)							
Lap	Seg.1	Seg.2	Seg.3	Seg.4	Lap Time	km/h	Local Time
1		23.879	24.529	23.329	1'41.394		11:01'52.220
2	23.101	23.405	24.561	23.446	1'34.513	286,5	11:03'26.733
3	23.086	23.499	25.031	23.160	1'34.776	288,8	11:05'01.509
4	23.528	23.716	24.715	23.184	1'35.143	285,0	11:06'36.652
5	22.967	23.647	24.671	23.208	1'34.493	289,5	11:08'11.145
6	23.274	23.617	25.138	23.204	1'35.233	284,2	11:09'46.378
7	23.173	23.767	25.154	23.434	1'35.528	282,0	11:11'21.906
8	28.102	30.452	28.396	42.819	2'09.769P	289,5	11:13'31.675
Race Time 13'20.849							

RET 98 K. HANIKA (1'37.897)							
Lap	Seg.1	Seg.2	Seg.3	Seg.4	Lap Time	km/h	Local Time
1		24.320	25.028	23.704	1'45.115		11:01'55.941
2	24.969	24.011	25.329	23.588	1'37.897	252,3	11:03'33.838
3	24.318	24.167	25.370	36.325	1'50.180P	255,9	11:05'24.018
Race Time 5'13.192							

08/08/2021 P = Pits In/Out - C = Lap Time Cancelled

These data/results cannot be reproduced, stored and/or transmitted in whole or in part by any manner of electronic, mechanical, photocopying, recording, broadcasting or otherwise now known or herein after developed without the previous express consent by the copyright owner, except for reproduction in daily press and regular printed publications on sale to the public within 60 days of the event related to those data/results and always provided that copyright symbol appears together as follows below.

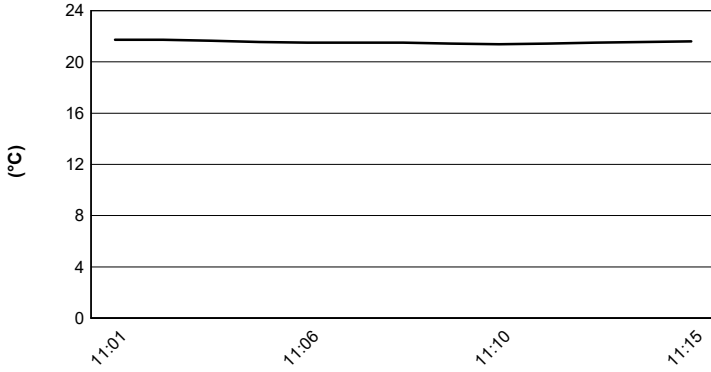
© DORNA WSBK ORGANIZATION Srl 2021



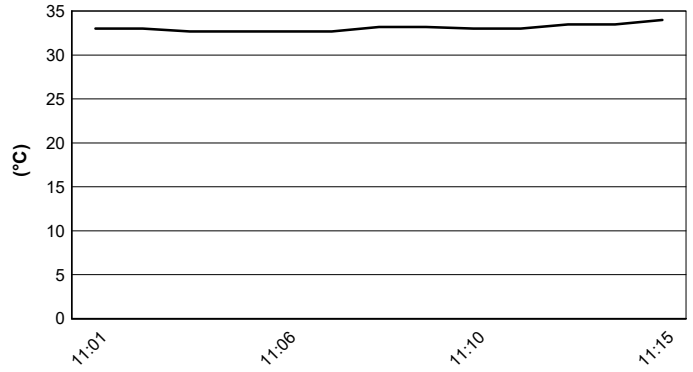
Tissot Czech Round, 6-8 August 2021
Weather Report Tissot Superpole Race
 Session started 11:00 - Session ended 11:16

Autodrom Most 4.212 m


Air Temperature



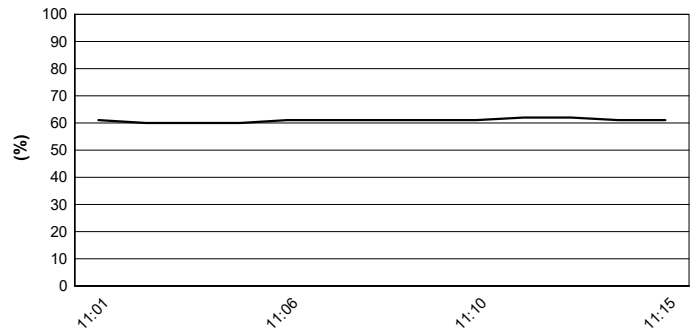
Track Temperature



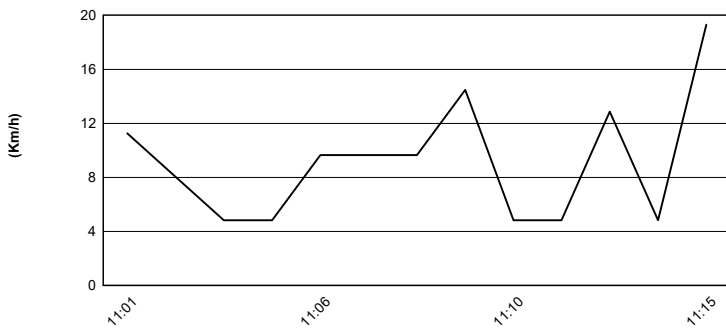
Air Pressure



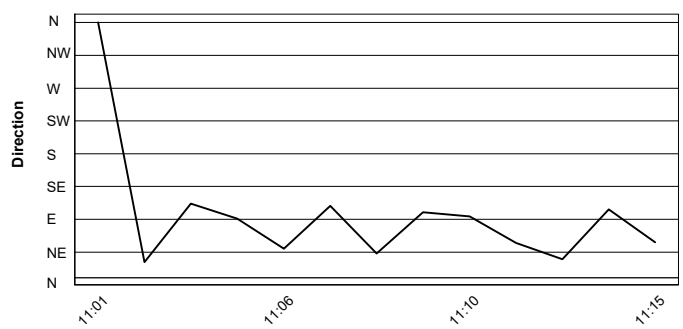
Humidity



Wind Speed



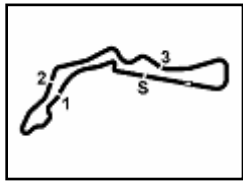
Wind Direction



08/08/2021

These data/results cannot be reproduced, stored and/or transmitted in whole or in part by any manner of electronic, mechanical, photocopying, recording, broadcasting or otherwise now known or herein after developed without the previous express consent by the copyright owner, except for reproduction in daily press and regular printed publications on sale to the public within 60 days of the event related to those data/results and always provided that copyright symbol appears together as follows below.

© DORNA WSBK ORGANIZATION Srl 2021



Tissot Czech Round, 6-8 August 2021
Manufacturers Standings

Autodrom Most 4.212 m

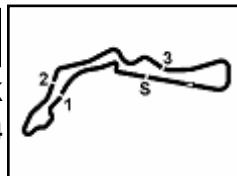
	Points	Points From First	Points From Previous	May 23	May 30	June 13	July 4	July 25	August 8	August 22	September 5	September 19	September 26	October 3	October 16	November 14		
				ARAGON	ESTORIL	MISANO	DONINGTON	ASSEN	MOST	NAVARRA	MAGNY-COURS	BARCELONA	JEREZ	PORTIMAO	VILLICUM	MANDALIKA		
1 KAWASAKI	264			25 20 12	16 25 12	16 16 7	20 10 12	25 25 12	4 7									
2 YAMAHA	263	1		16 10 7	20 16 9	20 25 9	25 25 5	16 16 7	25 12									
3 DUCATI	252	12	11	13 25 6	25 20 7	25 20 12	6 13 2	20 20 9	20 9									
4 BMW	143	121	109	10 13 5	9 10 3	8 6 3	13 16 9	13 10 3	7 5									
5 HONDA	103	161	40	8 5 3	8 9	10 8	10 7 6	8 11	9 1									

08/08/2021 First Line: Race 1 & 2 - Second Line: Tissot Superpole Race

These data/results cannot be reproduced, stored and/or transmitted in whole or in part by any manner of electronic, mechanical, photocopying, recording, broadcasting or otherwise now known or herein after developed without the previous express consent by the copyright owner, except for reproduction in daily press and regular printed publications on sale to the public within 60 days of the event related to those data/results and always provided that copyright symbol appears together as follows below.

© DORNA WSBK ORGANIZATION Srl 2021





Tissot Czech Round, 6-8 August 2021

Tissot Superpole Award

Autodrom Most 4.212 m

	Points	Points From First	Points From Previous	May 23		May 30		June 13		July 4		July 25		August 8		August 22		September 5		September 19		September 26		October 3		October 16		November 14		
				ARAGON	ESTORIL	MISANO	DONINGTON	ASSEN	MOST	NAVARRA	MAGNY-COURS	BARCELONA	JEREZ	PORTIMAO	VILLICUM	MANDALIKA														
1 REA Jonathan (GBR)	134			12	12	12	12	12	7	12	12	12	12	12	7															
2 RAZGATLIOGLU Toprak (TUR)	79	55		4	7	9	9	9	4	9	7	9	12																	
3 REDDING Scott (GBR)	72	62	7	9	2	9	7	7	6	4	7	5	7	9																
4 SYKES Tom (GBR)	53	81	19	7	5	3	5	3	7	9	3	6	5																	
5 RINALDI Michael Ruben (ITA)	47	87	6	1	4	5	6	12	2	6	9	2																		
6 LOWES Alex (GBR)	47	87	0	6	9	4	4	5	6	5	4	1	3																	
7 GERLOFF Garrett (USA)	46	88	1	4	7	6	6	2	5	5	2	5	4																	
8 VAN DER MARK Michael (NED)	22	112	24	5					9	7	1																			
9 LOCATELLI Andrea (ITA)	22	112	0		1		1		1	3	6	4	6																	
10 HASLAM Leon (GBR)	17	117	5	3					3	6	2	3																		
11 DAVIES Chaz (GBR)	16	118	1	5	6	1			1	2	1																			
12 MAHIAS Lucas (FRA)	9	125	7		3	3			3																					
13 BASSANI Axel (ITA)	8	126	1				2	4						2																
14 BAUTISTA Alvaro (ESP)	7	127	1	2	3		1					1																		
15 FOLGER Jonas (GER)	4	130	3							4																				
16 LAVERTY Eugene (IRL)	2	132	2			2																								
17 RABAT Tito (ESP)	2	132	0		2																									
18 NOZANE Kohta (JPN)	1	133	1	1																										

08/08/2021 Odd points columns: Tissot Superpole Even points columns: Tissot Superpole Race

These data/results cannot be reproduced, stored and/or transmitted in whole or in part by any manner of electronic, mechanical, photocopying, recording, broadcasting or otherwise now known or herein after developed without the previous express consent by the copyright owner, except for reproduction in daily press and regular printed publications on sale to the public within 60 days of the event related to those data/results and always provided that copyright symbol appears together as follows below.

© DORNA WSBK ORGANIZATION Srl 2021

