

Phillip Island 4.445 m

1 / 2

Yamaha Finance Australian Round, 28 February - 1 March 2020 Results Tissot Superpole Race

Laps 10 = 44,450 Km - Time of Race 15'18.421 - Avg. 174,234 km/h

| Pos | Grid | No. | Rider | Nat | Team | Bike | Class | LL | Gap | Rel. | Fastest Lap | Speed | Qualifying | Speed |
|-----|------|-----|-----------------|-----|------------------------------------|----------------------|-------|----|--------|--------|-------------|-------|------------|-------|
| 1 | 3 | 1 | J. REA | GBR | Kawasaki Racing Team WorldSBK | Kawasaki ZX-10RR | | 10 | | | 1'31.028 | 318,6 | 1'29.598 | 315,8 |
| 2 | 4 | 54 | T. RAZGATLIOGLU | TUR | PATA YAMAHA WorldSBK Official Team | Yamaha YZF R1 | | 10 | 0.067 | 0.067 | 1'31.044 | 325,3 | 1'29.769 | 314,0 |
| 3 | 2 | 45 | S. REDDING | GBR | ARUBA.IT Racing - Ducati | Ducati Panigale V4 R | | 10 | 0.072 | 0.005 | 1'30.684 | 326,3 | 1'29.569 | 314,9 |
| 4 | 8 | 22 | A. LOWES | GBR | Kawasaki Racing Team WorldSBK | Kawasaki ZX-10RR | | 10 | 0.205 | 0.133 | 1'31.012 | 329,3 | 1'30.043 | 322,4 |
| 5 | 6 | 60 | M. VAN DER MARK | NED | PATA YAMAHA WorldSBK Official Team | Yamaha YZF R1 | | 10 | 1.088 | 0.883 | 1'30.944 | 324,3 | 1'29.863 | 316,7 |
| 6 | 1 | 66 | T. SYKES | GBR | BMW Motorrad WorldSBK Team | BMW S1000 RR | | 10 | 1.631 | 0.543 | 1'31.161 | 324,3 | 1'29.230 | 309,5 |
| 7 | 7 | 76 | L. BAZ | FRA | Ten Kate Racing Yamaha | Yamaha YZF R1 | IND | 10 | 1.849 | 0.218 | 1'31.046 | 320,5 | 1'29.970 | 301,7 |
| 8 | 5 | 91 | L. HASLAM | GBR | Team HRC | Honda CBR1000RR-R | | 10 | 7.145 | 5.296 | 1'31.158 | 327,3 | 1'29.859 | 317,6 |
| 9 | 13 | 21 | M. RINALDI | ITA | Team GOELEVELN | Ducati Panigale V4 R | IND | 10 | 7.219 | 0.074 | 1'31.170 | 324,3 | 1'30.793 | 315,8 |
| 10 | 10 | 77 | M. SCHEIB | CHI | ORELAC Racing VERDNATURA | Kawasaki ZX-10RR | IND | 10 | 7.433 | 0.214 | 1'31.515 | 322,4 | 1'30.349 | 313,0 |
| 11 | 12 | 11 | S. CORTESE | GER | OUTDO Kawasaki TPR | Kawasaki ZX-10RR | IND | 10 | 9.678 | 2.245 | 1'31.461 | 314,0 | 1'30.072 | 309,5 |
| 12 | 9 | 12 | X. FORES | ESP | Kawasaki Puccetti Racing | Kawasaki ZX-10RR | IND | 10 | 10.744 | 1.066 | 1'31.373 | 317,6 | 1'30.222 | 309,5 |
| 13 | 15 | 7 | C. DAVIES | GBR | ARUBA.IT Racing - Ducati | Ducati Panigale V4 R | | 10 | 11.124 | 0.380 | 1'31.554 | 330,3 | 1'30.966 | 318,6 |
| 14 | 11 | 64 | F. CARICASULO | ITA | GRT Yamaha WorldSBK Junior Team | Yamaha YZF R1 | IND | 10 | 31.961 | 20.837 | 1'31.407 | 315,8 | 1'30.369 | 314,0 |
| 15 | 16 | 13 | T. TAKAHASHI | JPN | MIE Racing Althea HONDA Team | Honda CBR1000RR-R | IND | 10 | 36.341 | 4.380 | 1'33.911 | 314,0 | 1'33.879 | 303,4 |
| 16 | 14 | 19 | A. BAUTISTA | ESP | Team HRC | Honda CBR1000RR-R | | 7 | 3 Laps | 3 Laps | 1'32.796 | 329,3 | 1'30.963 | 321,4 |

| | | | | |
|-------|------------|-----|-------|------|
| AIR | Humidity: | 56% | Temp: | 25°C |
| TRACK | Condition: | Dry | Temp: | 23°C |

| | | | | | |
|------------------|----------------|-------|-----------|----------|-------------|
| Records | Pole (SP) | 2020 | T.Sykes | 1'29.230 | 179,33 Km/h |
| | Race (SPRC) | 2019 | J.Rea | 1'30.075 | 177,65 Km/h |
| | All Times (SP) | 2020 | T.Sykes | 1'29.230 | 179,33 Km/h |
| Race Fastest Lap | | Lap 3 | S.Redding | 1'30.684 | 176,46 Km/h |

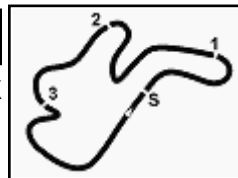
| LAP LEADERS | | | | | |
|-------------|--------|------|----|------|-------|
| No. | Rider | From | To | Laps | Total |
| 1 | J. REA | 1 | 10 | 10 | 10 |

| TOTAL LEADER LAPS | | |
|-------------------|-----------------|------|
| No. | Rider | Laps |
| 66 | T. SYKES | 11 |
| 1 | J. REA | 10 |
| 54 | T. RAZGATLIOGLU | 6 |
| 45 | S. REDDING | 3 |
| 60 | M. VAN DER MARK | 2 |

Start 01/03/2020 12:00 End 12:17 The results are provisional until the end of the time limit for protests and appeals and the completion of the technical checks.

These data/results cannot be reproduced, stored and/or transmitted in whole or in part by any manner of electronic, mechanical, photocopying, recording, broadcasting or otherwise now known or herein after developed without the previous express consent by the copyright owner, except for reproduction in daily press and regular printed publications on sale to the public within 60 days of the event related to those data/results and always provided that copyright symbol appears together as follows below.

© DORNA WSBK ORGANIZATION Srl 2020



Yamaha Finance Australian Round, 28 February - 1 March 2020 Results Tissot Superpole Race

Race Highlights

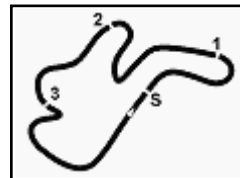
| Time | No. Rider | Description |
|----------|---------------|-------------------|
| 11.58.07 | | Warm-up Lap Start |
| 12.00.42 | | Start |
| 12.01.41 | | No Jump Start |
| 12.02.00 | 64 Caricasulo | Crashed - Turn 10 |
| 12.02.12 | 64 Caricasulo | Re-joined |
| 12.03.07 | 19 Bautista | Crashed - Turn 6 |
| 12.03.41 | 19 Bautista | Re-joined |
| 12.05.30 | 19 Bautista | Entered Pits |
| 12.09.23 | 19 Bautista | Exited Pits |
| 12.17.24 | | End Of Session |

01/03/2020 Start End The results are provisional until the end of the time limit for protests and appeals
12:00 12:17 and the completion of the technical checks.

These data/results cannot be reproduced, stored and/or transmitted in whole or in part by any manner of electronic, mechanical, photocopying, recording, broadcasting or otherwise now known or herein after developed without the previous express consent by the copyright owner, except for reproduction in daily press and regular printed publications on sale to the public within 60 days of the event related to those data/results and always provided that copyright symbol appears together as follows below.

© DORNA WSBK ORGANIZATION Srl 2020





Phillip Island 4.445 m

1 / 3

Yamaha Finance Australian Round, 28 February - 1 March 2020

Lap Chart Tissot Superpole Race

| | | Lap | | | | | | | | | |
|----|----|-----|----|----|----|----|----|----|----|----|----|
| | 1 | 2 | 3 | 4 | 5 | 6 | 7 | 8 | 9 | 10 | |
| 1 | 1 | 1 | 1 | 1 | 1 | 1 | 1 | 1 | 1 | 1 | 1 |
| 2 | 54 | 54 | 54 | 45 | 45 | 45 | 54 | 54 | 54 | 54 | 54 |
| 3 | 66 | 66 | 45 | 54 | 54 | 54 | 45 | 45 | 45 | 45 | 45 |
| 4 | 60 | 45 | 76 | 76 | 22 | 22 | 60 | 22 | 22 | 22 | 22 |
| 5 | 76 | 76 | 60 | 22 | 60 | 60 | 22 | 60 | 60 | 60 | 60 |
| 6 | 45 | 60 | 22 | 60 | 66 | 66 | 66 | 76 | 66 | 66 | 66 |
| 7 | 22 | 22 | 66 | 66 | 76 | 76 | 76 | 66 | 76 | 76 | 76 |
| 8 | 12 | 12 | 12 | 12 | 12 | 21 | 21 | 21 | 21 | 21 | 91 |
| 9 | 19 | 21 | 21 | 21 | 21 | 77 | 77 | 91 | 91 | 91 | 21 |
| 10 | 21 | 11 | 11 | 11 | 11 | 91 | 91 | 77 | 77 | 77 | 77 |
| 11 | 77 | 77 | 77 | 77 | 77 | 11 | 7 | 7 | 11 | 11 | 11 |
| 12 | 11 | 7 | 7 | 91 | 91 | 7 | 11 | 11 | 12 | 12 | 12 |
| 13 | 7 | 91 | 91 | 7 | 7 | 12 | 12 | 12 | 7 | 7 | 7 |
| 14 | 91 | 13 | 13 | 13 | 13 | 13 | 13 | 13 | 64 | 64 | 64 |
| 15 | 13 | 64 | 64 | 64 | 64 | 64 | 64 | 64 | 13 | 13 | 13 |
| 16 | 64 | 19 | 19 | 19 | 19 | 19 | 19 | | | | |

| Final Result | | |
|--------------|--------------------|---------|
| 1 | 1 J. REA | Laps 10 |
| 2 | 54 T. RAZGATLIOGLU | 0.067 |
| 3 | 45 S. REDDING | 0.072 |
| 4 | 22 A. LOWES | 0.205 |
| 5 | 60 M. VAN DER MARK | 1.088 |
| 6 | 66 T. SYKES | 1.631 |
| 7 | 76 L. BAZ | 1.849 |
| 8 | 91 L. HASLAM | 7.145 |
| 9 | 21 M. RINALDI | 7.219 |
| 10 | 77 M. SCHEIB | 7.433 |
| 11 | 11 S. CORTESE | 9.678 |
| 12 | 12 X. FORES | 10.744 |
| 13 | 7 C. DAVIES | 11.124 |
| 14 | 64 F. CARICASULO | 31.961 |
| 15 | 13 T. TAKAHASHI | 36.341 |
| 16 | 19 A. BAUTISTA | 3 Laps |

01/03/2020

These data/results cannot be reproduced, stored and/or transmitted in whole or in part by any manner of electronic, mechanical, photocopying, recording, broadcasting or otherwise now known or herein after developed without the previous express consent by the copyright owner, except for reproduction in daily press and regular printed publications on sale to the public within 60 days of the event related to those data/results and always provided that copyright symbol appears together as follows below.

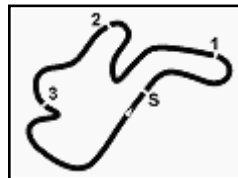
© DORNA WSBK ORGANIZATION Srl 2020

FCR PERUGIA TIMING


Official Tyre Supplier



Official Timekeeper



Phillip Island 4.445 m

2 / 3

Yamaha Finance Australian Round, 28 February - 1 March 2020

Lap Chart Tissot Superpole Race

Lap 1

| | | | |
|----|----|----------------|----------|
| 1 | 1 | J.Rea | 1'36.122 |
| 2 | 54 | T.Razgatioglu | 0.064 |
| 3 | 66 | T.Sykes | 0.192 |
| 4 | 60 | M.van der Mark | 0.261 |
| 5 | 76 | L.Baz | 0.419 |
| 6 | 45 | S.Redding | 0.604 |
| 7 | 22 | A.Lowes | 0.918 |
| 8 | 12 | X.Fores | 1.351 |
| 9 | 19 | A.Bautista | 2.230 |
| 10 | 21 | M.Rinaldi | 2.482 |
| 11 | 77 | M.Scheib | 2.587 |
| 12 | 11 | S.Cortese | 2.688 |
| 13 | 7 | C.Davies | 3.065 |
| 14 | 91 | L.Haslam | 3.862 |
| 15 | 13 | T.Takahashi | 5.211 |
| 16 | 64 | F.Caricasulo | 24.633 |

| | | | |
|----|----|----------------|----------|
| 1 | 1 | J.Rea | 7'41.125 |
| 2 | 45 | S.Redding | 0.111 |
| 3 | 54 | T.Razgatioglu | 0.145 |
| 4 | 22 | A.Lowes | 0.524 |
| 5 | 60 | M.van der Mark | 0.991 |
| 6 | 66 | T.Sykes | 1.256 |
| 7 | 76 | L.Baz | 1.654 |
| 8 | 12 | X.Fores | 3.676 |
| 9 | 21 | M.Rinaldi | 3.709 |
| 10 | 11 | S.Cortese | 4.320 |
| 11 | 77 | M.Scheib | 4.362 |
| 12 | 91 | L.Haslam | 4.630 |
| 13 | 7 | C.Davies | 4.982 |
| 14 | 13 | T.Takahashi | 17.509 |
| 15 | 64 | F.Caricasulo | 27.752 |
| 16 | 19 | A.Bautista | |

| | | | |
|----|----|----------------|--------|
| 4 | 22 | A.Lowes | 0.411 |
| 5 | 60 | M.van der Mark | 1.091 |
| 6 | 66 | T.Sykes | 1.636 |
| 7 | 76 | L.Baz | 1.765 |
| 8 | 21 | M.Rinaldi | 6.421 |
| 9 | 91 | L.Haslam | 6.474 |
| 10 | 77 | M.Scheib | 6.586 |
| 11 | 11 | S.Cortese | 8.585 |
| 12 | 12 | X.Fores | 9.206 |
| 13 | 7 | C.Davies | 10.856 |
| 14 | 64 | F.Caricasulo | 31.470 |
| 15 | 13 | T.Takahashi | 32.020 |

Lap 10

| | | | |
|----|----|----------------|-----------|
| 1 | 1 | J.Rea | 15'18.421 |
| 2 | 54 | T.Razgatioglu | 0.067 |
| 3 | 45 | S.Redding | 0.072 |
| 4 | 22 | A.Lowes | 0.205 |
| 5 | 60 | M.van der Mark | 1.088 |
| 6 | 66 | T.Sykes | 1.631 |
| 7 | 76 | L.Baz | 1.849 |
| 8 | 91 | L.Haslam | 7.145 |
| 9 | 21 | M.Rinaldi | 7.219 |
| 10 | 77 | M.Scheib | 7.433 |
| 11 | 11 | S.Cortese | 9.678 |
| 12 | 12 | X.Fores | 10.744 |
| 13 | 7 | C.Davies | 11.124 |
| 14 | 64 | F.Caricasulo | 31.961 |
| 15 | 13 | T.Takahashi | 36.341 |

Lap 2

| | | | |
|----|----|----------------|----------|
| 1 | 1 | J.Rea | 3'07.217 |
| 2 | 54 | T.Razgatioglu | 0.066 |
| 3 | 66 | T.Sykes | 0.449 |
| 4 | 45 | S.Redding | 0.467 |
| 5 | 76 | L.Baz | 0.688 |
| 6 | 60 | M.van der Mark | 1.032 |
| 7 | 22 | A.Lowes | 1.041 |
| 8 | 12 | X.Fores | 1.629 |
| 9 | 21 | M.Rinaldi | 2.557 |
| 10 | 11 | S.Cortese | 3.224 |
| 11 | 77 | M.Scheib | 3.401 |
| 12 | 7 | C.Davies | 3.768 |
| 13 | 91 | L.Haslam | 3.925 |
| 14 | 13 | T.Takahashi | 8.027 |
| 15 | 64 | F.Caricasulo | 26.512 |
| 16 | 19 | A.Bautista | |

Lap 6

| | | | |
|----|----|----------------|----------|
| 1 | 1 | J.Rea | 9'12.727 |
| 2 | 45 | S.Redding | 0.107 |
| 3 | 54 | T.Razgatioglu | 0.157 |
| 4 | 22 | A.Lowes | 0.246 |
| 5 | 60 | M.van der Mark | 0.624 |
| 6 | 66 | T.Sykes | 0.862 |
| 7 | 76 | L.Baz | 1.109 |
| 8 | 21 | M.Rinaldi | 4.295 |
| 9 | 77 | M.Scheib | 4.548 |
| 10 | 91 | L.Haslam | 4.817 |
| 11 | 11 | S.Cortese | 5.349 |
| 12 | 7 | C.Davies | 5.626 |
| 13 | 12 | X.Fores | 5.889 |
| 14 | 13 | T.Takahashi | 20.788 |
| 15 | 64 | F.Caricasulo | 28.087 |
| 16 | 19 | A.Bautista | |

Lap 7

| | | | |
|----|----|----------------|-----------|
| 1 | 1 | J.Rea | 10'43.953 |
| 2 | 54 | T.Razgatioglu | 0.130 |
| 3 | 45 | S.Redding | 0.235 |
| 4 | 60 | M.van der Mark | 0.793 |
| 5 | 22 | A.Lowes | 0.825 |
| 6 | 66 | T.Sykes | 1.064 |
| 7 | 76 | L.Baz | 1.182 |
| 8 | 21 | M.Rinaldi | 4.734 |
| 9 | 77 | M.Scheib | 4.837 |
| 10 | 91 | L.Haslam | 5.106 |
| 11 | 7 | C.Davies | 6.260 |
| 12 | 11 | S.Cortese | 6.818 |
| 13 | 12 | X.Fores | 7.086 |
| 14 | 13 | T.Takahashi | 24.317 |
| 15 | 64 | F.Caricasulo | 28.817 |
| 16 | 19 | A.Bautista | |

Lap 8

| | | | |
|----|----|----------------|-----------|
| 1 | 1 | J.Rea | 12'15.468 |
| 2 | 54 | T.Razgatioglu | 0.165 |
| 3 | 45 | S.Redding | 0.204 |
| 4 | 22 | A.Lowes | 0.582 |
| 5 | 60 | M.van der Mark | 1.074 |
| 6 | 76 | L.Baz | 1.636 |
| 7 | 66 | T.Sykes | 1.693 |
| 8 | 21 | M.Rinaldi | 5.468 |
| 9 | 91 | L.Haslam | 5.647 |
| 10 | 77 | M.Scheib | 5.760 |
| 11 | 7 | C.Davies | 6.791 |
| 12 | 11 | S.Cortese | 7.436 |
| 13 | 12 | X.Fores | 7.778 |
| 14 | 13 | T.Takahashi | 28.092 |
| 15 | 64 | F.Caricasulo | 29.462 |

Lap 9

| | | | |
|---|----|---------------|-----------|
| 1 | 1 | J.Rea | 13'46.888 |
| 2 | 54 | T.Razgatioglu | 0.095 |
| 3 | 45 | S.Redding | 0.180 |

Lap 3

| | | | |
|----|----|----------------|----------|
| 1 | 1 | J.Rea | 4'38.245 |
| 2 | 54 | T.Razgatioglu | 0.082 |
| 3 | 45 | S.Redding | 0.123 |
| 4 | 76 | L.Baz | 0.706 |
| 5 | 60 | M.van der Mark | 0.948 |
| 6 | 22 | A.Lowes | 1.055 |
| 7 | 66 | T.Sykes | 1.553 |
| 8 | 12 | X.Fores | 2.267 |
| 9 | 21 | M.Rinaldi | 3.054 |
| 10 | 11 | S.Cortese | 3.907 |
| 11 | 77 | M.Scheib | 4.028 |
| 12 | 7 | C.Davies | 4.315 |
| 13 | 91 | L.Haslam | 4.477 |
| 14 | 13 | T.Takahashi | 11.713 |
| 15 | 64 | F.Caricasulo | 26.891 |
| 16 | 19 | A.Bautista | |

Lap 4

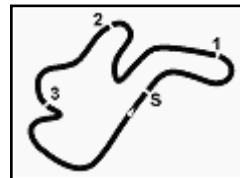
| | | | |
|----|----|----------------|----------|
| 1 | 1 | J.Rea | 6'09.717 |
| 2 | 45 | S.Redding | 0.093 |
| 3 | 54 | T.Razgatioglu | 0.359 |
| 4 | 76 | L.Baz | 0.539 |
| 5 | 22 | A.Lowes | 0.595 |
| 6 | 60 | M.van der Mark | 0.792 |
| 7 | 66 | T.Sykes | 1.242 |
| 8 | 12 | X.Fores | 2.643 |
| 9 | 21 | M.Rinaldi | 3.136 |
| 10 | 11 | S.Cortese | 3.896 |
| 11 | 77 | M.Scheib | 4.104 |
| 12 | 91 | L.Haslam | 4.496 |
| 13 | 7 | C.Davies | 4.836 |
| 14 | 13 | T.Takahashi | 14.622 |
| 15 | 64 | F.Caricasulo | 27.099 |
| 16 | 19 | A.Bautista | |

Lap 5

01/03/2020

These data/results cannot be reproduced, stored and/or transmitted in whole or in part by any manner of electronic, mechanical, photocopying, recording, broadcasting or otherwise now known or herein after developed without the previous express consent by the copyright owner, except for reproduction in daily press and regular printed publications on sale to the public within 60 days of the event related to those data/results and always provided that copyright symbol appears together as follows below.

© DORNA WSBK ORGANIZATION Srl 2020



Phillip Island 4.445 m

3 / 3

Yamaha Finance Australian Round, 28 February - 1 March 2020
Lap Chart Tissot Superpole Race
Race Pace Comparison

| | 1 Rea | 54 Raz | 45 Red | 22 Low | 60 vdM | 66 Syk | 76 Baz | 91 Has | 21 Rin | 77 Sch | 11 Cor | 12 For | 7 Dav | 64 Car |
|----|-----------------|-----------------|-----------------|-----------------|-----------------|-----------------|-----------------|-----------------|-----------------|-----------------|-----------------|-----------------|-----------------|-----------------|
| 1 | 1'36.122 | 1'36.186 | 1'36.726 | 1'37.040 | 1'36.383 | 1'36.314 | 1'36.541 | 1'39.984 | 1'38.604 | 1'38.709 | 1'38.810 | 1'37.473 | 1'39.187 | 2'00.755 |
| 2 | 1'31.095 | 1'31.097 | 1'30.958 | 1'31.218 | 1'31.866 | 1'31.352 | 1'31.364 | 1'31.158 | 1'31.170 | 1'31.909 | 1'31.631 | 1'31.373 | 1'31.798 | 1'32.974 |
| 3 | 1'31.028 | 1'31.044 | 1'30.684 | 1'31.042 | 1'30.944 | 1'32.132 | 1'31.046 | 1'31.580 | 1'31.525 | 1'31.655 | 1'31.711 | 1'31.666 | 1'31.575 | 1'31.407 |
| 4 | 1'31.472 | 1'31.749 | 1'31.442 | 1'31.012 | 1'31.316 | 1'31.161 | 1'31.305 | 1'31.491 | 1'31.554 | 1'31.548 | 1'31.461 | 1'31.848 | 1'31.993 | 1'31.680 |
| 5 | 1'31.408 | 1'31.194 | 1'31.426 | 1'31.337 | 1'31.607 | 1'31.422 | 1'32.523 | 1'31.542 | 1'31.981 | 1'31.666 | 1'31.832 | 1'32.441 | 1'31.554 | 1'32.061 |
| 6 | 1'31.602 | 1'31.614 | 1'31.598 | 1'31.324 | 1'31.235 | 1'31.208 | 1'31.057 | 1'31.789 | 1'32.188 | 1'31.788 | 1'32.631 | 1'33.815 | 1'32.246 | 1'31.937 |
| 7 | 1'31.226 | 1'31.199 | 1'31.354 | 1'31.805 | 1'31.395 | 1'31.428 | 1'31.299 | 1'31.515 | 1'31.665 | 1'31.515 | 1'32.695 | 1'32.423 | 1'31.860 | 1'31.956 |
| 8 | 1'31.515 | 1'31.550 | 1'31.484 | 1'31.272 | 1'31.796 | 1'32.144 | 1'31.969 | 1'32.056 | 1'32.249 | 1'32.438 | 1'32.133 | 1'32.207 | 1'32.046 | 1'32.160 |
| 9 | 1'31.420 | 1'31.350 | 1'31.396 | 1'31.249 | 1'31.437 | 1'31.363 | 1'31.549 | 1'32.247 | 1'32.373 | 1'32.246 | 1'32.569 | 1'32.848 | 1'35.485 | 1'33.428 |
| 10 | 1'31.533 | 1'31.505 | 1'31.425 | 1'31.327 | 1'31.530 | 1'31.528 | 1'31.617 | 1'32.204 | 1'32.331 | 1'32.380 | 1'32.626 | 1'33.071 | 1'31.801 | 1'32.024 |

| | 13 Tak | 19 Bau |
|----|-----------------|-----------------|
| 1 | 1'41.333 | 1'38.352 |
| 2 | 1'33.911 | 7'08.093 |
| 3 | 1'34.714 | 1'47.745 |
| 4 | 1'34.381 | 1'32.975 |
| 5 | 1'34.295 | 1'32.796 |
| 6 | 1'34.881 | 1'32.838 |
| 7 | 1'34.755 | 1'33.705 |
| 8 | 1'35.290 | |
| 9 | 1'35.348 | |
| 10 | 1'35.854 | |

01/03/2020

These data/results cannot be reproduced, stored and/or transmitted in whole or in part by any manner of electronic, mechanical, photocopying, recording, broadcasting or otherwise now known or herein after developed without the previous express consent by the copyright owner, except for reproduction in daily press and regular printed publications on sale to the public within 60 days of the event related to those data/results and always provided that copyright symbol appears together as follows below.

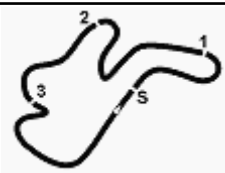
© DORNA WSBK ORGANIZATION Srl 2020

FIGR PERUGIA TIMING


Official Tyre Supplier



Official Timekeeper



Phillip Island 4.445 m

Yamaha Finance Australian Round, 28 February - 1 March 2020

Best Sectors & Speed Tissot Superpole Race

| RESULTS | | | |
|---------|--------------------|----------------------|---------|
| 1 | 1 J. REA | Kawasaki ZX-10RR | Laps 10 |
| 2 | 54 T. RAZGATLIOGLU | Yamaha YZF R1 | 0.067 |
| 3 | 45 S. REDDING | Ducati Panigale V4 R | 0.072 |
| 4 | 22 A. LOWES | Kawasaki ZX-10RR | 0.205 |
| 5 | 60 M. VAN DER MARK | Yamaha YZF R1 | 1.088 |
| 6 | 66 T. SYKES | BMW S1000 RR | 1.631 |
| 7 | 76 L. BAZ | Yamaha YZF R1 | 1.849 |
| 8 | 91 L. HASLAM | Honda CBR1000RR-R | 7.145 |
| 9 | 21 M. RINALDI | Ducati Panigale V4 R | 7.219 |
| 10 | 77 M. SCHEIB | Kawasaki ZX-10RR | 7.433 |
| 11 | 11 S. CORTESE | Kawasaki ZX-10RR | 9.678 |
| 12 | 12 X. FORES | Kawasaki ZX-10RR | 10.744 |
| 13 | 7 C. DAVIES | Ducati Panigale V4 R | 11.124 |
| 14 | 64 F. CARICASULO | Yamaha YZF R1 | 31.961 |
| 15 | 13 T. TAKAHASHI | Honda CBR1000RR-R | 36.341 |
| 16 | 19 A. BAUTISTA | Honda CBR1000RR-R | 3 Laps |

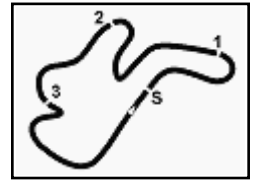
| SPEED | | | |
|-------|--------------------|----------------------|-------|
| 1 | 7 C. DAVIES | Ducati Panigale V4 R | 330,3 |
| 2 | 19 A. BAUTISTA | Honda CBR1000RR-R | 329,3 |
| 3 | 22 A. LOWES | Kawasaki ZX-10RR | 329,3 |
| 4 | 91 L. HASLAM | Honda CBR1000RR-R | 327,3 |
| 5 | 45 S. REDDING | Ducati Panigale V4 R | 326,3 |
| 6 | 54 T. RAZGATLIOGLU | Yamaha YZF R1 | 325,3 |
| 7 | 66 T. SYKES | BMW S1000 RR | 324,3 |
| 8 | 60 M. VAN DER MARK | Yamaha YZF R1 | 324,3 |
| 9 | 21 M. RINALDI | Ducati Panigale V4 R | 324,3 |
| 10 | 77 M. SCHEIB | Kawasaki ZX-10RR | 322,4 |
| 11 | 76 L. BAZ | Yamaha YZF R1 | 320,5 |
| 12 | 1 J. REA | Kawasaki ZX-10RR | 318,6 |
| 13 | 12 X. FORES | Kawasaki ZX-10RR | 317,6 |
| 14 | 64 F. CARICASULO | Yamaha YZF R1 | 315,8 |
| 15 | 11 S. CORTESE | Kawasaki ZX-10RR | 314,0 |
| 16 | 13 T. TAKAHASHI | Honda CBR1000RR-R | 314,0 |

| SEG. 1 | | SEG. 2 | | SEG. 3 | | SEG. 4 | |
|--------|---------------------------|--------|---------------------------|--------|---------------------------|--------|---------------------------|
| 1 | 22 A. LOWES 21.566 | 1 | 45 S. REDDING 26.290 | 1 | 76 L. BAZ 17.226 | 1 | 11 S. CORTESE 25.203 |
| 2 | 45 S. REDDING 21.573 | 2 | 1 J. REA 26.338 | 2 | 60 M. VAN DER MARK 17.245 | 2 | 12 X. FORES 25.204 |
| 3 | 1 J. REA 21.576 | 3 | 54 T. RAZGATLIOGLU 26.356 | 3 | 66 T. SYKES 17.296 | 3 | 45 S. REDDING 25.224 |
| 4 | 76 L. BAZ 21.598 | 4 | 66 T. SYKES 26.433 | 4 | 45 S. REDDING 17.331 | 4 | 91 L. HASLAM 25.275 |
| 5 | 54 T. RAZGATLIOGLU 21.638 | 5 | 60 M. VAN DER MARK 26.457 | 5 | 91 L. HASLAM 17.343 | 5 | 54 T. RAZGATLIOGLU 25.291 |
| 6 | 11 S. CORTESE 21.692 | 6 | 22 A. LOWES 26.475 | 6 | 22 A. LOWES 17.345 | 6 | 21 M. RINALDI 25.291 |
| 7 | 91 L. HASLAM 21.702 | 7 | 7 C. DAVIES 26.533 | 7 | 54 T. RAZGATLIOGLU 17.364 | 7 | 64 F. CARICASULO 25.293 |
| 8 | 60 M. VAN DER MARK 21.720 | 8 | 76 L. BAZ 26.535 | 8 | 77 M. SCHEIB 17.371 | 8 | 76 L. BAZ 25.317 |
| 9 | 19 A. BAUTISTA 21.724 | 9 | 91 L. HASLAM 26.557 | 9 | 12 X. FORES 17.384 | 9 | 22 A. LOWES 25.334 |
| 10 | 66 T. SYKES 21.736 | 10 | 12 X. FORES 26.575 | 10 | 1 J. REA 17.413 | 10 | 60 M. VAN DER MARK 25.377 |
| 11 | 64 F. CARICASULO 21.741 | 11 | 21 M. RINALDI 26.596 | 11 | 21 M. RINALDI 17.416 | 11 | 7 C. DAVIES 25.379 |
| 12 | 7 C. DAVIES 21.748 | 12 | 77 M. SCHEIB 26.602 | 12 | 7 C. DAVIES 17.419 | 12 | 66 T. SYKES 25.401 |
| 13 | 21 M. RINALDI 21.763 | 13 | 11 S. CORTESE 26.646 | 13 | 11 S. CORTESE 17.448 | 13 | 77 M. SCHEIB 25.408 |
| 14 | 12 X. FORES 21.770 | 14 | 64 F. CARICASULO 26.679 | 14 | 64 F. CARICASULO 17.478 | 14 | 1 J. REA 25.471 |
| 15 | 77 M. SCHEIB 21.848 | 15 | 19 A. BAUTISTA 26.972 | 15 | 19 A. BAUTISTA 17.497 | 15 | 19 A. BAUTISTA 25.500 |
| 16 | 13 T. TAKAHASHI 22.382 | 16 | 13 T. TAKAHASHI 27.341 | 16 | 13 T. TAKAHASHI 18.055 | 16 | 13 T. TAKAHASHI 26.070 |

01/03/2020

These data/results cannot be reproduced, stored and/or transmitted in whole or in part by any manner of electronic, mechanical, photocopying, recording, broadcasting or otherwise now known or herein after developed without the previous express consent by the copyright owner, except for reproduction in daily press and regular printed publications on sale to the public within 60 days of the event related to those data/results and always provided that copyright symbol appears together as follows below.

© DORNA WSBK ORGANIZATION Srl 2020



Yamaha Finance Australian Round, 28 February - 1 March 2020

Chronological Analysis Tissot Superpole Race

Phillip Island 4.445 m

Start at 12:00'29.874

1 / 2

| 1° | | 1 J. REA (1'31.028) | | | | | |
|---------------------|---------------|---------------------|---------------|---------------|-----------------|--------------|--------------|
| Lap | Seg.1 | Seg.2 | Seg.3 | Seg.4 | Lap Time | km/h | Local Time |
| 1 | | 26.338 | 17.413 | 25.471 | 1'36.122 | | 12:02'05.996 |
| 2 | 21.731 | 26.429 | 17.428 | 25.507 | 1'31.095 | 317,6 | 12:03'37.091 |
| 3 | 21.576 | 26.383 | 17.490 | 25.579 | 1'31.028 | 317,6 | 12:05'08.119 |
| 4 | 21.652 | 26.823 | 17.434 | 25.563 | 1'31.472 | 318,6 | 12:06'39.591 |
| 5 | 21.805 | 26.499 | 17.482 | 25.622 | 1'31.408 | 317,6 | 12:08'10.999 |
| 6 | 21.713 | 26.628 | 17.665 | 25.596 | 1'31.602 | 317,6 | 12:09'42.601 |
| 7 | 21.821 | 26.398 | 17.474 | 25.533 | 1'31.226 | 317,6 | 12:11'13.827 |
| 8 | 21.863 | 26.545 | 17.554 | 25.553 | 1'31.515 | 316,7 | 12:12'45.342 |
| 9 | 21.727 | 26.651 | 17.524 | 25.518 | 1'31.420 | 317,6 | 12:14'16.762 |
| 10 | 21.692 | 26.756 | 17.463 | 25.622 | 1'31.533 | 318,6 | 12:15'48.295 |
| Race Time 15'18.421 | | | | | | | |

| | | | | | | | |
|---------------------|--------|--------|--------|--------|----------|-------|--------------|
| 9 | 21.764 | 26.503 | 17.463 | 25.707 | 1'31.437 | 320,5 | 12:14'17.853 |
| 10 | 21.781 | 26.576 | 17.525 | 25.648 | 1'31.530 | 320,5 | 12:15'49.383 |
| Race Time 15'19.509 | | | | | | | |

| 2° | | 54 T. RAZGATLIOGLU (1'31.044) | | | | | |
|---------------------|---------------|-------------------------------|---------------|---------------|-----------------|--------------|--------------|
| Lap | Seg.1 | Seg.2 | Seg.3 | Seg.4 | Lap Time | km/h | Local Time |
| 1 | | 26.381 | 17.437 | 25.412 | 1'36.186 | | 12:02'06.060 |
| 2 | 21.765 | 26.609 | 17.432 | 25.291 | 1'31.097 | 318,6 | 12:03'37.157 |
| 3 | 21.638 | 26.433 | 17.478 | 25.495 | 1'31.044 | 321,4 | 12:05'08.201 |
| 4 | 21.668 | 27.086 | 17.485 | 25.510 | 1'31.749 | 315,8 | 12:06'39.950 |
| 5 | 21.717 | 26.649 | 17.364 | 25.464 | 1'31.194 | 322,4 | 12:08'11.144 |
| 6 | 21.965 | 26.574 | 17.564 | 25.511 | 1'31.614 | 321,4 | 12:09'42.758 |
| 7 | 21.930 | 26.356 | 17.376 | 25.537 | 1'31.199 | 321,4 | 12:11'13.957 |
| 8 | 21.817 | 26.599 | 17.522 | 25.612 | 1'31.550 | 322,4 | 12:12'45.507 |
| 9 | 21.752 | 26.356 | 17.770 | 25.472 | 1'31.350 | 318,6 | 12:14'16.857 |
| 10 | 21.688 | 26.448 | 17.612 | 25.757 | 1'31.505 | 325,3 | 12:15'48.362 |
| Race Time 15'18.488 | | | | | | | |

| 6° | | 66 T. SYKES (1'31.161) | | | | | |
|---------------------|---------------|------------------------|---------------|---------------|-----------------|--------------|--------------|
| Lap | Seg.1 | Seg.2 | Seg.3 | Seg.4 | Lap Time | km/h | Local Time |
| 1 | | 26.468 | 17.360 | 25.401 | 1'36.314 | | 12:02'06.188 |
| 2 | 21.750 | 26.658 | 17.376 | 25.568 | 1'31.352 | 321,4 | 12:03'37.540 |
| 3 | 21.936 | 27.082 | 17.439 | 25.675 | 1'32.132 | 310,3 | 12:05'09.672 |
| 4 | 21.736 | 26.433 | 17.296 | 25.696 | 1'31.161 | 321,4 | 12:06'40.833 |
| 5 | 21.839 | 26.715 | 17.347 | 25.521 | 1'31.422 | 320,5 | 12:08'12.255 |
| 6 | 21.738 | 26.531 | 17.365 | 25.574 | 1'31.208 | 322,4 | 12:09'43.463 |
| 7 | 21.785 | 26.694 | 17.394 | 25.555 | 1'31.428 | 324,3 | 12:11'14.891 |
| 8 | 21.840 | 27.437 | 17.338 | 25.529 | 1'32.144 | 322,4 | 12:12'47.035 |
| 9 | 21.849 | 26.571 | 17.353 | 25.590 | 1'31.363 | 321,4 | 12:14'18.398 |
| 10 | 21.914 | 26.530 | 17.469 | 25.615 | 1'31.528 | 319,5 | 12:15'49.926 |
| Race Time 15'20.052 | | | | | | | |

| 3° | | 45 S. REDDING (1'30.684) | | | | | |
|---------------------|---------------|--------------------------|---------------|---------------|-----------------|--------------|--------------|
| Lap | Seg.1 | Seg.2 | Seg.3 | Seg.4 | Lap Time | km/h | Local Time |
| 1 | | 26.552 | 17.407 | 25.224 | 1'36.726 | | 12:02'06.600 |
| 2 | 21.631 | 26.762 | 17.331 | 25.234 | 1'30.958 | 326,3 | 12:03'37.558 |
| 3 | 21.573 | 26.290 | 17.453 | 25.368 | 1'30.684 | 321,4 | 12:05'08.242 |
| 4 | 21.744 | 26.799 | 17.430 | 25.469 | 1'31.442 | 318,6 | 12:06'39.684 |
| 5 | 21.818 | 26.647 | 17.425 | 25.536 | 1'31.426 | 319,5 | 12:08'11.110 |
| 6 | 21.834 | 26.560 | 17.627 | 25.577 | 1'31.598 | 318,6 | 12:09'42.708 |
| 7 | 21.840 | 26.704 | 17.423 | 25.387 | 1'31.354 | 321,4 | 12:11'14.062 |
| 8 | 21.811 | 26.727 | 17.431 | 25.515 | 1'31.484 | 323,4 | 12:12'45.546 |
| 9 | 21.801 | 26.552 | 17.597 | 25.446 | 1'31.396 | 324,3 | 12:14'16.942 |
| 10 | 21.690 | 26.737 | 17.453 | 25.545 | 1'31.425 | 324,3 | 12:15'48.367 |
| Race Time 15'18.493 | | | | | | | |

| 7° | | 76 L. BAZ (1'31.046) | | | | | |
|---------------------|---------------|----------------------|---------------|---------------|-----------------|--------------|--------------|
| Lap | Seg.1 | Seg.2 | Seg.3 | Seg.4 | Lap Time | km/h | Local Time |
| 1 | | 26.660 | 17.226 | 25.317 | 1'36.541 | | 12:02'06.415 |
| 2 | 21.702 | 27.037 | 17.307 | 25.318 | 1'31.364 | 319,5 | 12:03'37.779 |
| 3 | 21.792 | 26.553 | 17.283 | 25.418 | 1'31.046 | 318,6 | 12:05'08.825 |
| 4 | 21.598 | 26.660 | 17.437 | 25.610 | 1'31.305 | 314,9 | 12:06'40.130 |
| 5 | 22.076 | 27.305 | 17.557 | 25.585 | 1'32.523 | 319,5 | 12:08'12.653 |
| 6 | 21.645 | 26.535 | 17.346 | 25.531 | 1'31.057 | 317,6 | 12:09'43.710 |
| 7 | 21.693 | 26.714 | 17.352 | 25.540 | 1'31.299 | 320,5 | 12:11'15.009 |
| 8 | 21.851 | 27.066 | 17.362 | 25.690 | 1'31.969 | 319,5 | 12:12'46.978 |
| 9 | 22.040 | 26.686 | 17.301 | 25.522 | 1'31.549 | 314,9 | 12:14'18.527 |
| 10 | 21.890 | 26.690 | 17.413 | 25.624 | 1'31.617 | 318,6 | 12:15'50.144 |
| Race Time 15'20.270 | | | | | | | |

| 4° | | 22 A. LOWES (1'31.012) | | | | | |
|---------------------|---------------|------------------------|---------------|---------------|-----------------|--------------|--------------|
| Lap | Seg.1 | Seg.2 | Seg.3 | Seg.4 | Lap Time | km/h | Local Time |
| 1 | | 26.681 | 17.345 | 25.361 | 1'37.040 | | 12:02'06.914 |
| 2 | 21.566 | 26.800 | 17.516 | 25.336 | 1'31.218 | 327,3 | 12:03'38.132 |
| 3 | 21.622 | 26.702 | 17.384 | 25.334 | 1'31.042 | 328,3 | 12:05'09.174 |
| 4 | 21.654 | 26.475 | 17.422 | 25.461 | 1'31.012 | 328,3 | 12:06'40.186 |
| 5 | 21.680 | 26.793 | 17.366 | 25.498 | 1'31.337 | 324,3 | 12:08'11.523 |
| 6 | 21.739 | 26.648 | 17.488 | 25.449 | 1'31.324 | 327,3 | 12:09'42.847 |
| 7 | 21.947 | 26.908 | 17.393 | 25.557 | 1'31.805 | 329,3 | 12:11'14.652 |
| 8 | 21.654 | 26.685 | 17.396 | 25.537 | 1'31.272 | 325,3 | 12:12'45.924 |
| 9 | 21.621 | 26.559 | 17.496 | 25.573 | 1'31.249 | 325,3 | 12:14'17.173 |
| 10 | 21.690 | 26.670 | 17.431 | 25.536 | 1'31.327 | 327,3 | 12:15'48.500 |
| Race Time 15'18.626 | | | | | | | |

| 8° | | 91 L. HASLAM (1'31.158) | | | | | |
|---------------------|---------------|-------------------------|---------------|---------------|-----------------|--------------|--------------|
| Lap | Seg.1 | Seg.2 | Seg.3 | Seg.4 | Lap Time | km/h | Local Time |
| 1 | | 28.815 | 17.343 | 25.275 | 1'39.984 | | 12:02'09.858 |
| 2 | 21.702 | 26.609 | 17.379 | 25.468 | 1'31.158 | 327,3 | 12:03'41.016 |
| 3 | 21.869 | 26.789 | 17.422 | 25.500 | 1'31.580 | 326,3 | 12:05'12.596 |
| 4 | 21.772 | 26.750 | 17.500 | 25.469 | 1'31.491 | 320,5 | 12:06'44.087 |
| 5 | 21.801 | 26.610 | 17.552 | 25.579 | 1'31.542 | 326,3 | 12:08'15.629 |
| 6 | 22.069 | 26.744 | 17.483 | 25.493 | 1'31.789 | 317,6 | 12:09'47.418 |
| 7 | 21.870 | 26.557 | 17.486 | 25.602 | 1'31.515 | 326,3 | 12:11'18.933 |
| 8 | 22.011 | 26.721 | 17.606 | 25.718 | 1'32.056 | 323,4 | 12:12'50.989 |
| 9 | 22.046 | 26.854 | 17.446 | 25.901 | 1'32.247 | 322,4 | 12:14'23.236 |
| 10 | 21.898 | 26.878 | 17.647 | 25.781 | 1'32.204 | 327,3 | 12:15'55.440 |
| Race Time 15'25.566 | | | | | | | |

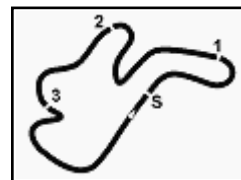
| 5° | | 60 M. VAN DER MARK (1'30.944) | | | | | |
|-----|---------------|-------------------------------|---------------|---------------|-----------------|--------------|--------------|
| Lap | Seg.1 | Seg.2 | Seg.3 | Seg.4 | Lap Time | km/h | Local Time |
| 1 | | 26.546 | 17.245 | 25.377 | 1'36.383 | | 12:02'06.257 |
| 2 | 21.770 | 26.994 | 17.611 | 25.491 | 1'31.866 | 320,5 | 12:03'38.123 |
| 3 | 21.752 | 26.457 | 17.299 | 25.436 | 1'30.944 | 321,4 | 12:05'09.067 |
| 4 | 21.885 | 26.606 | 17.341 | 25.484 | 1'31.316 | 323,4 | 12:06'40.383 |
| 5 | 21.720 | 27.101 | 17.318 | 25.468 | 1'31.607 | 324,3 | 12:08'11.990 |
| 6 | 21.792 | 26.532 | 17.434 | 25.477 | 1'31.235 | 322,4 | 12:09'43.225 |
| 7 | 21.750 | 26.556 | 17.428 | 25.661 | 1'31.395 | 323,4 | 12:11'14.620 |
| 8 | 21.883 | 26.771 | 17.412 | 25.730 | 1'31.796 | 317,6 | 12:12'46.416 |

| 9° | | 21 M. RINALDI (1'31.170) | | | | | |
|---------------------|---------------|--------------------------|---------------|---------------|-----------------|--------------|--------------|
| Lap | Seg.1 | Seg.2 | Seg.3 | Seg.4 | Lap Time | km/h | Local Time |
| 1 | | 27.295 | 17.456 | 25.533 | 1'38.604 | | 12:02'08.478 |
| 2 | 21.763 | 26.680 | 17.436 | 25.291 | 1'31.170 | 324,3 | 12:03'39.648 |
| 3 | 21.880 | 26.656 | 17.600 | 25.389 | 1'31.525 | 323,4 | 12:05'11.173 |
| 4 | 21.887 | 26.614 | 17.605 | 25.448 | 1'31.554 | 323,4 | 12:06'42.727 |
| 5 | 21.853 | 26.743 | 17.832 | 25.553 | 1'31.981 | 323,4 | 12:08'14.708 |
| 6 | 22.208 | 26.908 | 17.435 | 25.637 | 1'32.188 | 321,4 | 12:09'46.896 |
| 7 | 21.903 | 26.596 | 17.610 | 25.556 | 1'31.665 | 321,4 | 12:11'18.561 |
| 8 | 22.040 | 26.843 | 17.679 | 25.687 | 1'32.249 | 320,5 | 12:12'50.810 |
| 9 | 22.017 | 26.867 | 17.416 | 26.073 | 1'32.373 | 318,6 | 12:14'23.183 |
| 10 | 22.071 | 26.897 | 17.652 | 25.711 | 1'32.331 | 315,8 | 12:15'55.514 |
| Race Time 15'25.640 | | | | | | | |

01/03/2020 P = Pits In/Out - C = Lap Time Cancelled

These data/results cannot be reproduced, stored and/or transmitted in whole or in part by any manner of electronic, mechanical, photocopying, recording, broadcasting or otherwise now known or herein after developed without the previous express consent by the copyright owner, except for reproduction in daily press and regular printed publications on sale to the public within 60 days of the event related to those data/results and always provided that copyright symbol appears together as follows below.

© DORNA WSBK ORGANIZATION Srl 2020



Phillip Island 4.445 m

Yamaha Finance Australian Round, 28 February - 1 March 2020

Chronological Analysis Tissot Superpole Race

Start at 12:00'29.874

2 / 2

| | | | | | | | | | | | | | | | |
|----|---------------|---------------|--------|--------|-----------------|-------|--------------|---|--------|--------|---------------|--------|----------|-------|--------------|
| 6 | 21.956 | 26.690 | 17.484 | 25.658 | 1'31.788 | 321,4 | 12:09'47.149 | 3 | 22.494 | 27.508 | 18.417 | 26.295 | 1'34.714 | 311,2 | 12:05'19.832 |
| 7 | 21.848 | 26.602 | 17.550 | 25.515 | 1'31.515 | 319,5 | 12:11'18.664 | 4 | 22.644 | 27.385 | 18.200 | 26.152 | 1'34.381 | 307,7 | 12:06'54.213 |
| 8 | 22.058 | 27.131 | 17.618 | 25.631 | 1'32.438 | 320,5 | 12:12'51.102 | 5 | 22.467 | 27.658 | 18.055 | 26.115 | 1'34.295 | 306,8 | 12:08'28.508 |
| 9 | 22.065 | 26.863 | 17.548 | 25.770 | 1'32.246 | 315,8 | 12:14'23.348 | 6 | 22.477 | 27.678 | 18.370 | 26.356 | 1'34.881 | 309,5 | 12:10'03.389 |
| 10 | 22.016 | 26.936 | 17.627 | 25.801 | 1'32.380 | 319,5 | 12:15'55.728 | 7 | 22.554 | 27.490 | 18.307 | 26.404 | 1'34.755 | 307,7 | 12:11'38.144 |

Race Time 15'25.854

| 11° 11 S. CORTESE (1'31.461) | | | | | | | |
|------------------------------|-------|-------|-------|-------|----------|------|------------|
| Lap | Seg.1 | Seg.2 | Seg.3 | Seg.4 | Lap Time | km/h | Local Time |

| | | | | | | | |
|----|---------------|---------------|---------------|---------------|-----------------|--------------|--------------|
| 1 | | 27.364 | 17.452 | 25.203 | 1'38.810 | | 12:02'08.684 |
| 2 | 21.886 | 26.847 | 17.448 | 25.450 | 1'31.631 | 311,2 | 12:03'40.315 |
| 3 | 21.692 | 26.998 | 17.598 | 25.423 | 1'31.711 | 312,1 | 12:05'12.026 |
| 4 | 21.756 | 26.646 | 17.608 | 25.451 | 1'31.461 | 314,0 | 12:06'43.487 |
| 5 | 21.757 | 26.841 | 17.599 | 25.635 | 1'31.832 | 313,0 | 12:08'15.319 |
| 6 | 22.190 | 27.189 | 17.708 | 25.544 | 1'32.631 | 309,5 | 12:09'47.950 |
| 7 | 21.880 | 27.341 | 17.759 | 25.715 | 1'32.695 | 313,0 | 12:11'20.645 |
| 8 | 21.874 | 26.973 | 17.766 | 25.520 | 1'32.133 | 312,1 | 12:12'52.778 |
| 9 | 21.929 | 27.145 | 17.778 | 25.717 | 1'32.569 | 312,1 | 12:14'25.347 |
| 10 | 21.975 | 26.955 | 17.833 | 25.863 | 1'32.626 | 311,2 | 12:15'57.973 |

Race Time 15'28.099

| 12° 12 X. FORES (1'31.373) | | | | | | | |
|----------------------------|-------|-------|-------|-------|----------|------|------------|
| Lap | Seg.1 | Seg.2 | Seg.3 | Seg.4 | Lap Time | km/h | Local Time |

| | | | | | | | |
|----|---------------|---------------|---------------|---------------|-----------------|--------------|--------------|
| 1 | | 26.758 | 17.384 | 25.204 | 1'37.473 | | 12:02'07.347 |
| 2 | 21.770 | 26.575 | 17.413 | 25.615 | 1'31.373 | 317,6 | 12:03'38.720 |
| 3 | 21.861 | 26.670 | 17.576 | 25.559 | 1'31.666 | 317,6 | 12:05'10.386 |
| 4 | 21.936 | 26.734 | 17.584 | 25.594 | 1'31.848 | 316,7 | 12:06'42.234 |
| 5 | 22.104 | 26.884 | 17.709 | 25.744 | 1'32.441 | 316,7 | 12:08'14.675 |
| 6 | 23.230 | 27.303 | 17.659 | 25.623 | 1'33.815 | 311,2 | 12:09'48.490 |
| 7 | 21.991 | 26.876 | 17.725 | 25.831 | 1'32.423 | 317,6 | 12:11'20.913 |
| 8 | 22.031 | 26.912 | 17.635 | 25.629 | 1'32.207 | 317,6 | 12:12'53.120 |
| 9 | 22.215 | 27.072 | 17.708 | 25.853 | 1'32.848 | 316,7 | 12:14'25.968 |
| 10 | 22.111 | 27.148 | 17.831 | 25.981 | 1'33.071 | 315,8 | 12:15'59.039 |

Race Time 15'29.165

| 13° 7 C. DAVIES (1'31.554) | | | | | | | |
|----------------------------|-------|-------|-------|-------|----------|------|------------|
| Lap | Seg.1 | Seg.2 | Seg.3 | Seg.4 | Lap Time | km/h | Local Time |

| | | | | | | | |
|----|---------------|---------------|---------------|---------------|-----------------|--------------|--------------|
| 1 | | 27.690 | 17.419 | 25.379 | 1'39.187 | | 12:02'09.061 |
| 2 | 21.748 | 26.819 | 17.642 | 25.589 | 1'31.798 | 329,3 | 12:03'40.859 |
| 3 | 21.912 | 26.533 | 17.696 | 25.434 | 1'31.575 | 330,3 | 12:05'12.434 |
| 4 | 21.799 | 26.992 | 17.585 | 25.617 | 1'31.993 | 324,3 | 12:06'44.427 |
| 5 | 21.809 | 26.540 | 17.553 | 25.652 | 1'31.554 | 330,3 | 12:08'15.981 |
| 6 | 22.081 | 26.880 | 17.610 | 25.675 | 1'32.246 | 328,3 | 12:09'48.227 |
| 7 | 21.930 | 26.658 | 17.567 | 25.705 | 1'31.860 | 325,3 | 12:11'20.087 |
| 8 | 21.987 | 26.705 | 17.652 | 25.702 | 1'32.046 | 328,3 | 12:12'52.133 |
| 9 | 24.827 | 27.080 | 17.709 | 25.869 | 1'35.485 | 329,3 | 12:14'27.618 |
| 10 | 21.927 | 26.617 | 17.614 | 25.643 | 1'31.801 | 326,3 | 12:15'59.419 |

Race Time 15'29.545

| 14° 64 F. CARICASULO (1'31.407) | | | | | | | |
|---------------------------------|-------|-------|-------|-------|----------|------|------------|
| Lap | Seg.1 | Seg.2 | Seg.3 | Seg.4 | Lap Time | km/h | Local Time |

| | | | | | | | |
|----|---------------|---------------|---------------|---------------|-----------------|--------------|--------------|
| 1 | | 27.292 | 17.478 | 48.116 | 2'00.755 | | 12:02'30.629 |
| 2 | 22.499 | 27.096 | 17.862 | 25.517 | 1'32.974 | 309,5 | 12:04'03.603 |
| 3 | 21.807 | 26.739 | 17.568 | 25.293 | 1'31.407 | 313,0 | 12:05'35.010 |
| 4 | 21.741 | 26.679 | 17.722 | 25.538 | 1'31.680 | 313,0 | 12:07'06.690 |
| 5 | 21.867 | 26.892 | 17.842 | 25.460 | 1'32.061 | 315,8 | 12:08'38.751 |
| 6 | 21.810 | 26.815 | 17.695 | 25.617 | 1'31.937 | 314,0 | 12:10'10.688 |
| 7 | 21.747 | 26.915 | 17.753 | 25.541 | 1'31.956 | 313,0 | 12:11'42.644 |
| 8 | 21.935 | 26.865 | 17.765 | 25.595 | 1'32.160 | 313,0 | 12:13'14.804 |
| 9 | 21.892 | 27.297 | 18.273 | 25.966 | 1'33.428 | 314,0 | 12:14'48.232 |
| 10 | 21.856 | 26.911 | 17.684 | 25.573 | 1'32.024 | 312,1 | 12:16'20.256 |

Race Time 15'50.382

| 15° 13 T. TAKAHASHI (1'33.911) | | | | | | | |
|--------------------------------|-------|-------|-------|-------|----------|------|------------|
| Lap | Seg.1 | Seg.2 | Seg.3 | Seg.4 | Lap Time | km/h | Local Time |

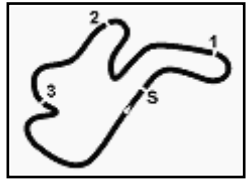
| | | | | | | | |
|---|---------------|---------------|--------|---------------|-----------------|--------------|--------------|
| 1 | | 27.949 | 18.144 | 26.070 | 1'41.333 | | 12:02'11.207 |
| 2 | 22.382 | 27.341 | 18.089 | 26.099 | 1'33.911 | 314,0 | 12:03'45.118 |

01/03/2020

P = Pits In/Out - C = Lap Time Cancelled

These data/results cannot be reproduced, stored and/or transmitted in whole or in part by any manner of electronic, mechanical, photocopying, recording, broadcasting or otherwise now known or herein after developed without the previous express consent by the copyright owner, except for reproduction in daily press and regular printed publications on sale to the public within 60 days of the event related to those data/results and always provided that copyright symbol appears together as follows below.

© DORNA WSBK ORGANIZATION Srl 2020



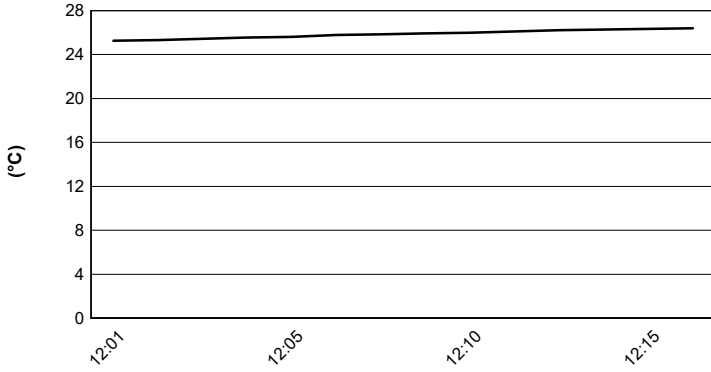
Phillip Island 4.445 m

Yamaha Finance Australian Round, 28 February - 1 March 2020

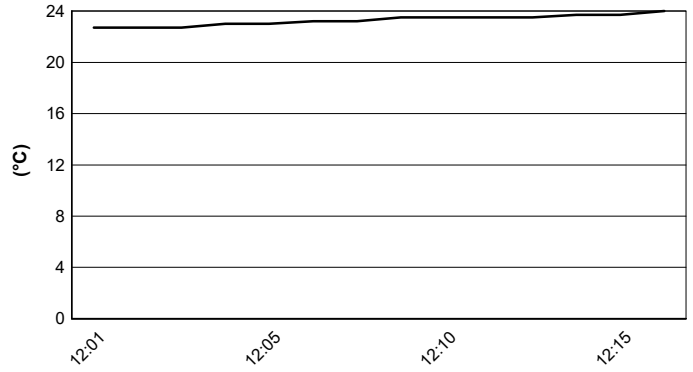
Weather Report Tissot Superpole Race

Session started 12:01 - Session ended 12:17

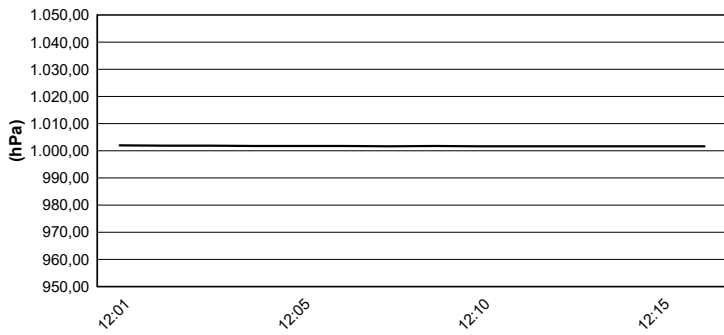
Air Temperature



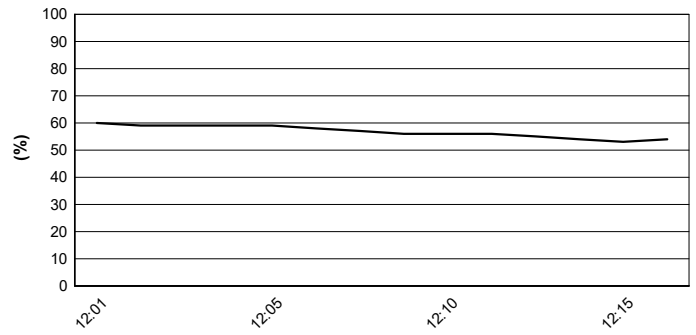
Track Temperature



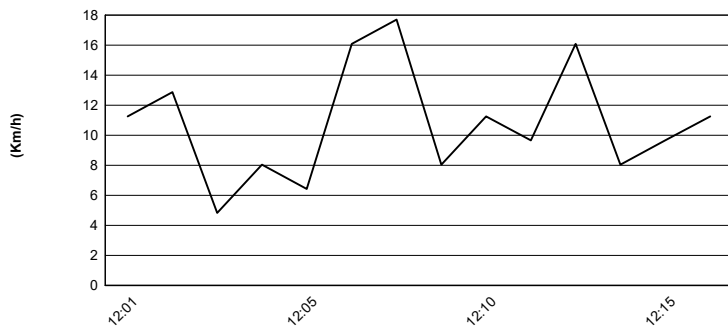
Air Pressure



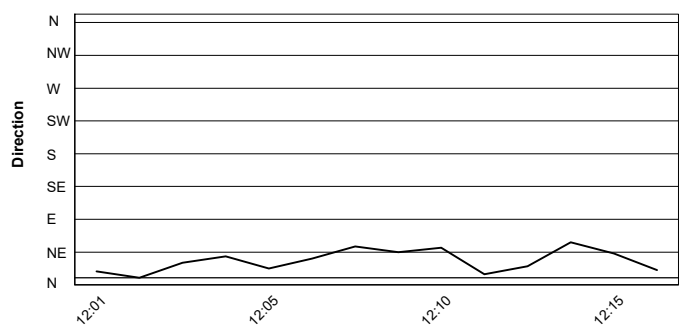
Humidity



Wind Speed



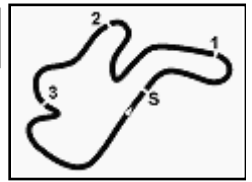
Wind Direction



01/03/2020

These data/results cannot be reproduced, stored and/or transmitted in whole or in part by any manner of electronic, mechanical, photocopying, recording, broadcasting or otherwise now known or herein after developed without the previous express consent by the copyright owner, except for reproduction in daily press and regular printed publications on sale to the public within 60 days of the event related to those data/results and always provided that copyright symbol appears together as follows below.

© DORNA WSBK ORGANIZATION Srl 2020



Phillip Island 4.445 m

Yamaha Finance Australian Round, 28 February - 1 March 2020
Manufacturers Standings

| | Points | Points From First | Points From Previous | March 1 PHILLIP ISLAND | March 15 LOSAIL | March 29 JEREZ | April 19 ASSEN | May 10 IMOLA | May 24 ARAGON | June 14 MISANO | July 5 DONINGTON | August 2 OSCHERSLEBEN | September 6 PORTIMAO | September 20 BARCELONA | September 27 MAGNY-COURS | October 11 SAN JUAN | | |
|------------|--------|-------------------|----------------------|---------------------------|--------------------|-------------------|-------------------|-----------------|------------------|-------------------|---------------------|--------------------------|-------------------------|---------------------------|-----------------------------|------------------------|--|--|
| 1 YAMAHA | 34 | | | 25 9 | | | | | | | | | | | | | | |
| 2 KAWASAKI | 32 | 2 | | 20 12 | | | | | | | | | | | | | | |
| 3 DUCATI | 23 | 11 | 9 | 16 7 | | | | | | | | | | | | | | |
| 4 HONDA | 13 | 21 | 10 | 11 2 | | | | | | | | | | | | | | |
| 5 BMW | 11 | 23 | 2 | 7 4 | | | | | | | | | | | | | | |

01/03/2020 First Line: Race 1 & 2 - Second Line: Tissot Superpole Race

These data/results cannot be reproduced, stored and/or transmitted in whole or in part by any manner of electronic, mechanical, photocopying, recording, broadcasting or otherwise now known or herein after developed without the previous express consent by the copyright owner, except for reproduction in daily press and regular printed publications on sale to the public within 60 days of the event related to those data/results and always provided that copyright symbol appears together as follows below.

© DORNA WSBK ORGANIZATION Srl 2020

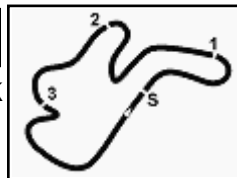
FICR PERUGIA TIMING



Official Tyre Supplier



Official Timekeeper



Phillip Island 4.445 m

Yamaha Finance Australian Round, 28 February - 1 March 2020 Tissot Superpole Award

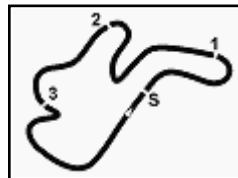
| | Points | Points From First | Points From Previous | March 1 | March 15 | March 29 | April 19 | May 10 | May 24 | June 14 | July 5 | August 2 | September 6 | September 20 | September 27 | October 11 | |
|-----------------------------------|--------|-------------------|----------------------|----------------|----------|----------|----------|--------|--------|---------|-----------|--------------|-------------|--------------|--------------|------------|--|
| | | | | PHILLIP ISLAND | LOSAIL | JEREZ | ASSEN | IMOLA | ARAGON | MISANO | DONINGTON | OSCHERSLEBEN | PORTIMAO | BARCELONA | MAGNY-COURS | SAN JUAN | |
| 1 REA Jonathan (GBR) | 19 | | | 7 12 | | | | | | | | | | | | | |
| 2 SYKES Tom (GBR) | 16 | 3 | | 12 4 | | | | | | | | | | | | | |
| 3 REDDING Scott (GBR) | 16 | 3 | 0 | 9 7 | | | | | | | | | | | | | |
| 4 RAZGATLIOGLU Toprak (TUR) | 15 | 4 | 1 | 6 9 | | | | | | | | | | | | | |
| 5 VAN DER MARK Michael (NED) | 9 | 10 | 6 | 4 5 | | | | | | | | | | | | | |
| 6 LOWES Alex (GBR) | 8 | 11 | 1 | 2 6 | | | | | | | | | | | | | |
| 7 HASLAM Leon (GBR) | 7 | 12 | 1 | 5 2 | | | | | | | | | | | | | |
| 8 BAZ Loris (FRA) | 6 | 13 | 1 | 3 3 | | | | | | | | | | | | | |
| 9 CORTESE Sandro (GER) | 1 | 18 | 5 | 1 | | | | | | | | | | | | | |
| 10 RINALDI Michael Ruben (ITA) | 1 | 18 | 0 | 1 | | | | | | | | | | | | | |

01/03/2020 Odd points columns: Tissot Superpole Even points columns: Tissot Superpole Race

These data/results cannot be reproduced, stored and/or transmitted in whole or in part by any manner of electronic, mechanical, photocopying, recording, broadcasting or otherwise now known or herein after developed without the previous express consent by the copyright owner, except for reproduction in daily press and regular printed publications on sale to the public within 60 days of the event related to those data/results and always provided that copyright symbol appears together as follows below.

© DORNA WSBK ORGANIZATION Srl 2020





Phillip Island 4.445 m

**Yamaha Finance Australian Round, 28 February - 1 March 2020
Championship Standings**

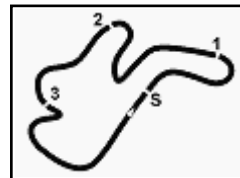
1 / 2

| | Points | Points From First | Points From Previous | March 1 PHILLIP ISLAND | March 15 LOSAIL | March 29 JEREZ | April 19 ASSEN | May 10 IMOLA | May 24 ARAGON | June 14 MISANO | July 5 DONINGTON | August 2 OSCHERSLEBEN | September 6 PORTIMAO | September 20 BARCELONA | September 27 MAGNY-COURS | October 11 SAN JUAN | | | |
|--|--------|-------------------|----------------------|---------------------------|--------------------|-------------------|-------------------|-----------------|------------------|-------------------|---------------------|--------------------------|-------------------------|---------------------------|-----------------------------|------------------------|--|--|--|
| 1 RAZGATLIOGLU Toprak (TUR) | 34 | | | 25 9 | | | | | | | | | | | | | | | |
| 2 LOWES Alex (GBR) | 26 | 8 | | 20 6 | | | | | | | | | | | | | | | |
| 3 REDDING Scott (GBR) | 23 | 11 | 3 | 16 7 | | | | | | | | | | | | | | | |
| 4 VAN DER MARK Michael (NED) | 18 | 16 | 5 | 13 5 | | | | | | | | | | | | | | | |
| 5 HASLAM Leon (GBR) | 13 | 21 | 5 | 11 2 | | | | | | | | | | | | | | | |
| 6 BAZ Loris (FRA) | 12 | 22 | 1 | 9 3 | | | | | | | | | | | | | | | |
| 7 REA Jonathan (GBR) | 12 | 22 | 0 | 12 | | | | | | | | | | | | | | | |
| 8 SYKES Tom (GBR) | 11 | 23 | 1 | 7 4 | | | | | | | | | | | | | | | |
| 9 BAUTISTA Alvaro (ESP) | 10 | 24 | 1 | 10 | | | | | | | | | | | | | | | |
| 10 DAVIES Chaz (GBR) | 8 | 26 | 2 | 8 | | | | | | | | | | | | | | | |
| 11 RINALDI Michael Ruben (ITA) | 7 | 27 | 1 | 6 1 | | | | | | | | | | | | | | | |
| 12 LAVERTY Eugene (IRL) | 5 | 29 | 2 | 5 | | | | | | | | | | | | | | | |
| 13 CARICASULO Federico (ITA) | 4 | 30 | 1 | 4 | | | | | | | | | | | | | | | |
| 14 CORTESE Sandro (GER) | 3 | 31 | 1 | 3 | | | | | | | | | | | | | | | |
| 15 GERLOFF Garrett (USA) | 2 | 32 | 1 | 2 | | | | | | | | | | | | | | | |
| 16 SCHEIB Maximilian (CHI) | 1 | 33 | 1 | 1 | | | | | | | | | | | | | | | |

01/03/2020 First Line: Race 1 & 2 - Second Line: Tissot Superpole Race

These data/results cannot be reproduced, stored and/or transmitted in whole or in part by any manner of electronic, mechanical, photocopying, recording, broadcasting or otherwise now known or herein after developed without the previous express consent by the copyright owner, except for reproduction in daily press and regular printed publications on sale to the public within 60 days of the event related to those data/results and always provided that copyright symbol appears together as follows below.

© DORNA WSBK ORGANIZATION Srl 2020



Phillip Island 4.445 m

**Yamaha Finance Australian Round, 28 February - 1 March 2020
Championship Standings**

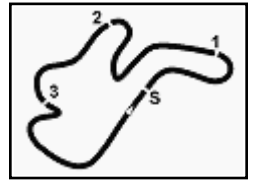
| Points | Points From First | Points From Previous | March 1 | March 15 | March 29 | April 19 | May 10 | May 24 | June 14 | July 5 | August 2 | September 6 | September 20 | September 27 | October 11 | |
|---------------------------|---------------------------------------|----------------------|----------------|----------|----------|----------|--------|--------|---------|-----------|--------------|-------------|--------------|--------------|------------|--|
| | | | PHILLIP ISLAND | LOSAIL | JEREZ | ASSEN | IMOLA | ARAGON | MISANO | DONINGTON | OSCHERSLEBEN | PORTIMAO | BARCELONA | MAGNY-COURS | SAN JUAN | |
| Independent Riders | | | | | | | | | | | | | | | | |
| 1 | BAZ Loris (FRA) | 12 | 9 3 | | | | | | | | | | | | | |
| 2 | RINALDI Michael Ruben (ITA) | 7 5 | 6 1 | | | | | | | | | | | | | |
| 3 | CARICASULO Federico (ITA) | 4 8 3 | 4 | | | | | | | | | | | | | |
| 4 | CORTESE Sandro (GER) | 3 9 1 | 3 | | | | | | | | | | | | | |
| 5 | GERLOFF Garrett (USA) | 2 10 1 | 2 | | | | | | | | | | | | | |
| 6 | SCHEIB Maximilian (CHI) | 1 11 1 | 1 | | | | | | | | | | | | | |

01/03/2020 First Line: Race 1 & 2 - Second Line: Tissot Superspole Race

These data/results cannot be reproduced, stored and/or transmitted in whole or in part by any manner of electronic, mechanical, photocopying, recording, broadcasting or otherwise now known or herein after developed without the previous express consent by the copyright owner, except for reproduction in daily press and regular printed publications on sale to the public within 60 days of the event related to those data/results and always provided that copyright symbol appears together as follows below.

© DORNA WSBK ORGANIZATION Srl 2020





Phillip Island 4.445 m

Yamaha Finance Australian Round, 28 February - 1 March 2020

Starting Grid - Race 2

22 Laps x 4,445 km = 97,790 km

| | | | | | | |
|---|----------------------|----------------------------|------------------------------|------------------------------|-------------------------|--------------------------|
| 1 | 1 REA J. Kawasaki | 2 | 54 RAZGATLIOGLU T. Yamaha | 3 | 45 REDDING S. Ducati | |
| 2 | 4 | 22 LOWES A. Kawasaki | 5 | 60 VAN DER MARK M. Yamaha | 6 | 66 SYKES T. BMW |
| 3 | 7 | 76 BAZ L. Yamaha | 8 | 91 HASLAM L. Honda | 9 | 21 RINALDI M. Ducati |
| 4 | 10 | 11 CORTESE S. Kawasaki | 11 | 12 FORES X. Kawasaki | 12 | 77 SCHEIB M. Kawasaki |
| 5 | 13 | 64 CARICASULO F. Yamaha | 14 | 19 BAUTISTA A. Honda | 15 | 7 DAVIES C. Ducati |
| 6 | 16 | 13 TAKAHASHI T. Honda | | | | |

01/03/2020 The Race Director

These data/results cannot be reproduced, stored and/or transmitted in whole or in part by any manner of electronic, mechanical, photocopying, recording, broadcasting or otherwise now known or herein after developed without the previous express consent by the copyright owner, except for reproduction in daily press and regular printed publications on sale to the public within 60 days of the event related to those data/results and always provided that copyright symbol appears together as follows below.

© DORNA WSBK ORGANIZATION Srl 2020

FKR PERUGIA TIMING



Official Tyre Supplier



Official Timekeeper