

Portimao 4.592 m

1 / 2

Motul Portuguese Round, 7 - 9 August 2020

Results Tissot Superpole Race

Laps 10 = 45,920 Km - Time of Race 17'00.623 - Avg. 161,972 km/h

Pos	Grid	No. Rider	Nat	Team	Bike	Class	LL	Gap	Rel.	Fastest Lap	Speed	Qualifying	Speed
1	1	1 J. REA	GBR	Kawasaki Racing Team WorldSBK	Kawasaki ZX-10RR		10			1'41.371	307,8	1'40.676	307,8
2	2	54 T. RAZGATLIOGLU	TUR	PATA YAMAHA WorldSBK Official Team	Yamaha YZF R1		10	2.946	2.946	1'41.485	312,3	1'40.954	313,2
3	6	76 L. BAZ	FRA	Ten Kate Racing Yamaha	Yamaha YZF R1	IND	10	4.748	1.802	1'41.674	309,6	1'41.354	307,8
4	3	22 A. LOWES	GBR	Kawasaki Racing Team WorldSBK	Kawasaki ZX-10RR		10	5.374	0.626	1'41.835	307,0	1'41.074	310,5
5	8	45 S. REDDING	GBR	ARUBA.IT Racing - Ducati	Ducati Panigale V4 R		10	6.605	1.231	1'41.954	303,5	1'41.436	312,3
6	4	66 T. SYKES	GBR	BMW Motorrad WorldSBK Team	BMW S1000 RR		10	7.723	1.118	1'41.786	304,4	1'41.240	309,6
7	5	60 M. VAN DER MARK	NED	PATA YAMAHA WorldSBK Official Team	Yamaha YZF R1		10	9.138	1.415	1'42.207	306,1	1'41.335	306,1
8	7	21 M. RINALDI	ITA	Team GOELEVELN	Ducati Panigale V4 R	IND	10	13.675	4.537	1'42.694	301,8	1'41.424	306,1
9	10	91 L. HASLAM	GBR	Team HRC	Honda CBR1000RR-R		10	13.776	0.101	1'42.112	301,0	1'41.607	306,1
10	11	31 G. GERLOFF	USA	GRT Yamaha WorldSBK Junior Team	Yamaha YZF R1	IND	10	14.245	0.469	1'42.707	303,5	1'41.807	308,7
11	12	19 A. BAUTISTA	ESP	Team HRC	Honda CBR1000RR-R		10	14.318	0.073	1'42.927	308,7	1'42.123	308,7
12	15	64 F. CARICASULO	ITA	GRT Yamaha WorldSBK Junior Team	Yamaha YZF R1	IND	10	17.399	3.081	1'42.857	307,0	1'42.491	304,4
13	14	12 X. FORES	ESP	Kawasaki Puccetti Racing	Kawasaki ZX-10RR	IND	10	19.224	1.825	1'43.030	302,7	1'42.421	310,5
14	17	36 L. MERCADO	ARG	Motocorsa Racing	Ducati Panigale V4 R	IND	10	21.240	2.016	1'43.219	301,8	1'42.718	307,8
15	18	33 M. MELANDRI	ITA	Barni Racing Team	Ducati Panigale V4 R	IND	10	33.300	12.060	1'43.968	304,4	1'42.873	304,4
16	19	20 S. BARRIER	FRA	Brix Performance	Ducati Panigale V4 R	IND	10	35.714	2.414	1'44.121	298,5	1'42.894	301,8
17	21	23 C. PONSSON	FRA	Nuova M2 Racing	Aprilia RSV4 1000	IND	10	36.394	0.680	1'44.764	301,8	1'44.027	305,2
18	22	63 L. GABELLINI	ITA	MIE Racing Althea HONDA Team	Honda CBR1000RR-R	IND	10	39.361	2.967	1'45.040	293,7	1'44.779	288,2
19	20	13 T. TAKAHASHI	JPN	MIE Racing Althea HONDA Team	Honda CBR1000RR-R	IND	10	40.736	1.375	1'45.259	291,3	1'44.025	300,2
20	9	50 E. LAVERTY	IRL	BMW Motorrad WorldSBK Team	BMW S1000 RR		9	1 Lap	1 Lap	1'42.450	304,4	1'41.504	307,8
-----Not Classified-----													
RET	16	77 M. SCHEIB	CHI	ORELAC Racing VERDNATURA	Kawasaki ZX-10RR	IND	6	4 Laps		1'43.798	303,5	1'42.654	301,8
RET	13	7 C. DAVIES	GBR	ARUBA.IT Racing - Ducati	Ducati Panigale V4 R		3	7 Laps		1'42.429	303,5	1'42.227	315,9

AIR	Humidity:	44%	Temp:	29°C
TRACK	Condition:	Dry	Temp:	36°C

Records	Pole (SP)	2019	J.Rea	1'40.372	164,70 Km/h
	Race (SPRC)	2019	J.Rea	1'41.272	163,24 Km/h
	All Times (SP)	2019	J.Rea	1'40.372	164,70 Km/h
Race Fastest Lap		Lap 2	J.Rea	1'41.371	163,08 Km/h

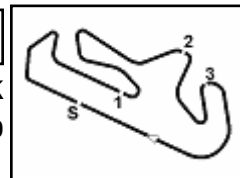
LAP LEADERS				
No. Rider	From	To	Laps	Total
1 J. REA	1	10	10	10

TOTAL LEADER LAPS	
No. Rider	Laps
1 J. REA	80
45 S. REDDING	28
66 T. SYKES	11
54 T. RAZGATLIOGLU	6
22 A. LOWES	3
60 M. VAN DER MARK	3
76 L. BAZ	3

Start 09/08/2020 11:00 End 11:18 The results are provisional until the end of the time limit for protests and appeals and the completion of the technical checks.

These data/results cannot be reproduced, stored and/or transmitted in whole or in part by any manner of electronic, mechanical, photocopying, recording, broadcasting or otherwise now known or herein after developed without the previous express consent by the copyright owner, except for reproduction in daily press and regular printed publications on sale to the public within 60 days of the event related to those data/results and always provided that copyright symbol appears together as follows below.

© DORNA WSBK ORGANIZATION Srl 2020



Motul Portuguese Round, 7 - 9 August 2020
Results Tissot Superpole Race

Race Highlights

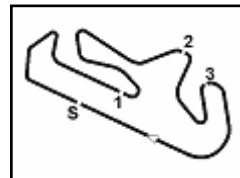
Time	No. Rider	Description
10.57.56		Warm-up Lap Start
11.00.40		Start
11.02.00		No Jump Start
11.04.56	7 Davies	Crashed - Turn 5
11.04.56	50 Laverty	Crashed - Turn 5
11.05.07	7 Davies	Re-joined
11.05.07	50 Laverty	Re-joined
11.06.21	7 Davies	Entered Pits
11.06.28	50 Laverty	Entered Pits
11.08.11	50 Laverty	Exited Pits
11.08.28	7 Davies	Retired
11.10.28	33 Melandri	On Asphalt - Re-Joined - Turn 3
11.10.28	77 Scheib	On Asphalt - Re-Joined - Turn 3
11.11.33	77 Scheib	Entered Pits
11.13.31	77 Scheib	Retired
11.18.40		End Of Session

09/08/2020 Start End The results are provisional until the end of the time limit for protests and appeals and the completion of the technical checks.

These data/results cannot be reproduced, stored and/or transmitted in whole or in part by any manner of electronic, mechanical, photocopying, recording, broadcasting or otherwise now known or herein after developed without the previous express consent by the copyright owner, except for reproduction in daily press and regular printed publications on sale to the public within 60 days of the event related to those data/results and always provided that copyright symbol appears together as follows below.

© DORNA WSBK ORGANIZATION Srl 2020





Portimao 4.592 m

1 / 3

Motul Portuguese Round, 7 - 9 August 2020
Lap Chart Tissot Superpole Race

		Lap									
	1	2	3	4	5	6	7	8	9	10	
1	1	1	1	1	1	1	1	1	1	1	1
2	54	54	54	54	54	54	54	54	54	54	54
3	76	76	76	76	76	76	76	76	76	76	76
4	66	66	66	22	22	22	22	22	22	22	22
5	22	22	22	66	45	45	45	45	45	45	45
6	45	45	45	45	66	66	66	66	66	66	66
7	60	60	60	60	60	60	60	60	60	60	60
8	91	91	91	91	91	91	91	91	91	91	21
9	50	50	21	21	21	21	21	21	21	21	91
10	21	7	31	31	31	31	31	31	31	31	31
11	7	21	19	19	19	19	19	19	19	19	19
12	31	31	12	12	12	12	64	64	64	64	64
13	19	19	64	64	64	64	12	12	12	12	12
14	12	12	36	36	36	36	36	36	36	36	36
15	33	36	77	77	20	20	20	33	33	33	33
16	77	64	33	20	33	33	33	20	20	20	20
17	36	77	20	33	77	23	23	23	23	23	23
18	64	33	63	23	23	63	63	63	63	63	63
19	20	20	23	63	63	13	13	13	13	13	13
20	23	63	13	13	13	77	50	50	50		
21	63	23	7	50	50	50					
22	13	13	50								

Final Result		
1	1 J. REA	Laps 10
2	54 T. RAZGATLIOGLU	2.946
3	76 L. BAZ	4.748
4	22 A. LOWES	5.374
5	45 S. REDDING	6.605
6	66 T. SYKES	7.723
7	60 M. VAN DER MARK	9.138
8	21 M. RINALDI	13.675
9	91 L. HASLAM	13.776
10	31 G. GERLOFF	14.245
11	19 A. BAUTISTA	14.318
12	64 F. CARICASULO	17.399
13	12 X. FORES	19.224
14	36 L. MERCADO	21.240
15	33 M. MELANDRI	33.300
16	20 S. BARRIER	35.714
17	23 C. PONSSON	36.394
18	63 L. GABELLINI	39.361
19	13 T. TAKAHASHI	40.736
20	50 E. LAVERTY	1 Lap
RET	77 M. SCHEIB	4 Laps
RET	7 C. DAVIES	7 Laps

09/08/2020

These data/results cannot be reproduced, stored and/or transmitted in whole or in part by any manner of electronic, mechanical, photocopying, recording, broadcasting or otherwise now known or herein after developed without the previous express consent by the copyright owner, except for reproduction in daily press and regular printed publications on sale to the public within 60 days of the event related to those data/results and always provided that copyright symbol appears together as follows below.

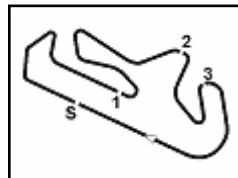
© DORNA WSBK ORGANIZATION Srl 2020

FCR PERUGIA TIMING


Official Tyre Supplier



Official Timekeeper



Portimao 4.592 m

Motul Portuguese Round, 7 - 9 August 2020
Lap Chart Tissot Superpole Race
2 / 3
Lap 1

1	1	J.Rea	1'42.797
2	54	T.Razgatioglu	0.267
3	76	L.Baz	1.316
4	66	T.Sykes	1.573
5	22	A.Lowes	1.809
6	45	S.Redding	2.019
7	60	M.van der Mark	2.242
8	91	L.Haslam	2.702
9	50	E.Laverty	3.045
10	21	M.Rinaldi	3.458
11	7	C.Davies	3.559
12	31	G.Gerloff	3.716
13	19	A.Bautista	4.341
14	12	X.Fores	4.571
15	33	M.Melandri	4.728
16	77	M.Scheib	4.852
17	36	L.Mercado	5.239
18	64	F.Caricasulo	5.323
19	20	S.Barrier	5.833
20	23	C.Ponsson	6.024
21	63	L.Gabellini	6.548
22	13	T.Takahashi	7.247

2	54	T.Razgatioglu	0.903
3	76	L.Baz	3.009
4	22	A.Lowes	3.599
5	66	T.Sykes	4.412
6	45	S.Redding	4.532
7	60	M.van der Mark	4.775
8	91	L.Haslam	5.912
9	21	M.Rinaldi	7.251
10	31	G.Gerloff	7.480
11	19	A.Bautista	8.977
12	12	X.Fores	9.690
13	64	F.Caricasulo	10.181
14	36	L.Mercado	10.907
15	77	M.Scheib	12.701
16	20	S.Barrier	14.852
17	33	M.Melandri	15.282
18	23	C.Ponsson	17.362
19	63	L.Gabellini	18.333
20	13	T.Takahashi	20.273
21	50	E.Laverty	

8	91	L.Haslam	9.928
9	21	M.Rinaldi	10.341
10	31	G.Gerloff	11.249
11	19	A.Bautista	12.539
12	64	F.Caricasulo	14.272
13	12	X.Fores	14.946
14	36	L.Mercado	15.474
15	20	S.Barrier	25.838
16	33	M.Melandri	25.910
17	23	C.Ponsson	27.655
18	63	L.Gabellini	29.118
19	13	T.Takahashi	32.194
20	50	E.Laverty	

17	23	C.Ponsson	36.394
18	63	L.Gabellini	39.361
19	13	T.Takahashi	40.736

Lap 5

1	1	J.Rea	8'29.077
2	54	T.Razgatioglu	1.304
3	76	L.Baz	3.387
4	22	A.Lowes	4.151
5	45	S.Redding	5.122
6	66	T.Sykes	5.731
7	60	M.van der Mark	6.127
8	91	L.Haslam	7.001
9	21	M.Rinaldi	8.245
10	31	G.Gerloff	8.644
11	19	A.Bautista	10.262
12	12	X.Fores	11.290
13	64	F.Caricasulo	11.689
14	36	L.Mercado	12.415
15	20	S.Barrier	18.662
16	33	M.Melandri	18.700
17	77	M.Scheib	19.048
18	23	C.Ponsson	20.905
19	63	L.Gabellini	21.857
20	13	T.Takahashi	24.384
21	50	E.Laverty	

Lap 8

1	1	J.Rea	13'35.585
2	54	T.Razgatioglu	2.086
3	76	L.Baz	4.330
4	22	A.Lowes	4.839
5	45	S.Redding	5.875
6	66	T.Sykes	7.047
7	60	M.van der Mark	7.758
8	91	L.Haslam	11.410
9	21	M.Rinaldi	11.486
10	31	G.Gerloff	12.380
11	19	A.Bautista	13.254
12	64	F.Caricasulo	14.988
13	12	X.Fores	16.150
14	36	L.Mercado	16.675
15	33	M.Melandri	27.732
16	20	S.Barrier	28.928
17	23	C.Ponsson	30.588
18	63	L.Gabellini	32.499
19	13	T.Takahashi	35.248
20	50	E.Laverty	

Lap 2

1	1	J.Rea	3'24.168
2	54	T.Razgatioglu	0.381
3	76	L.Baz	1.619
4	66	T.Sykes	1.988
5	22	A.Lowes	2.273
6	45	S.Redding	2.602
7	60	M.van der Mark	3.078
8	91	L.Haslam	3.443
9	50	E.Laverty	4.124
10	7	C.Davies	4.617
11	21	M.Rinaldi	4.781
12	31	G.Gerloff	5.177
13	19	A.Bautista	5.941
14	12	X.Fores	6.430
15	36	L.Mercado	7.410
16	64	F.Caricasulo	7.412
17	77	M.Scheib	7.670
18	33	M.Melandri	7.906
19	20	S.Barrier	8.583
20	63	L.Gabellini	10.217
21	23	C.Ponsson	10.811
22	13	T.Takahashi	11.845

Lap 9

1	1	J.Rea	15'18.107
2	54	T.Razgatioglu	2.210
3	76	L.Baz	4.304
4	22	A.Lowes	4.955
5	45	S.Redding	5.933
6	66	T.Sykes	7.116
7	60	M.van der Mark	8.085
8	91	L.Haslam	12.530
9	21	M.Rinaldi	12.673
10	31	G.Gerloff	13.306
11	19	A.Bautista	13.659
12	64	F.Caricasulo	16.045
13	12	X.Fores	17.720
14	36	L.Mercado	17.885
15	33	M.Melandri	29.194
16	20	S.Barrier	32.273
17	23	C.Ponsson	33.596
18	63	L.Gabellini	35.936
19	13	T.Takahashi	37.993
20	50	E.Laverty	

Lap 3

1	1	J.Rea	5'05.782
2	54	T.Razgatioglu	0.530
3	76	L.Baz	2.222
4	66	T.Sykes	3.038
5	22	A.Lowes	3.148
6	45	S.Redding	3.214
7	60	M.van der Mark	3.810
8	91	L.Haslam	4.691
9	21	M.Rinaldi	5.965
10	31	G.Gerloff	6.270
11	19	A.Bautista	7.563
12	12	X.Fores	7.846
13	64	F.Caricasulo	8.655
14	36	L.Mercado	9.183
15	77	M.Scheib	9.854
16	33	M.Melandri	10.675
17	20	S.Barrier	11.508
18	63	L.Gabellini	14.141
19	23	C.Ponsson	14.182
20	13	T.Takahashi	16.180
21	7	C.Davies	43.079
22	50	E.Laverty	50.818

Lap 6

1	1	J.Rea	10'11.125
2	54	T.Razgatioglu	1.501
3	76	L.Baz	3.645
4	22	A.Lowes	4.224
5	45	S.Redding	5.501
6	66	T.Sykes	6.165
7	60	M.van der Mark	6.548
8	91	L.Haslam	8.405
9	21	M.Rinaldi	9.149
10	31	G.Gerloff	9.758
11	19	A.Bautista	11.488
12	12	X.Fores	12.984
13	64	F.Caricasulo	13.023
14	36	L.Mercado	13.995
15	20	S.Barrier	22.515
16	33	M.Melandri	24.001
17	23	C.Ponsson	24.607
18	63	L.Gabellini	25.254
19	13	T.Takahashi	28.511
20	77	M.Scheib	50.380
21	50	E.Laverty	

Lap 10

1	1	J.Rea	17'00.623
2	54	T.Razgatioglu	2.946
3	76	L.Baz	4.748
4	22	A.Lowes	5.374
5	45	S.Redding	6.605
6	66	T.Sykes	7.723
7	60	M.van der Mark	9.138
8	21	M.Rinaldi	13.675
9	91	L.Haslam	13.776
10	31	G.Gerloff	14.245
11	19	A.Bautista	14.318
12	64	F.Caricasulo	17.399
13	12	X.Fores	19.224
14	36	L.Mercado	21.240
15	33	M.Melandri	33.300
16	20	S.Barrier	35.714

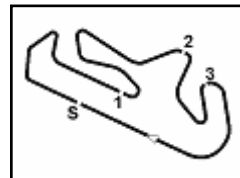
Lap 4

1	1	J.Rea	6'47.366
---	---	-------	----------

09/08/2020

These data/results cannot be reproduced, stored and/or transmitted in whole or in part by any manner of electronic, mechanical, photocopying, recording, broadcasting or otherwise now known or herein after developed without the previous express consent by the copyright owner, except for reproduction in daily press and regular printed publications on sale to the public within 60 days of the event related to those data/results and always provided that copyright symbol appears together as follows below.

© DORNA WSBK ORGANIZATION Srl 2020



Portimao 4.592 m

3 / 3

Motul Portuguese Round, 7 - 9 August 2020
Lap Chart Tissot Superpole Race
Race Pace Comparison

	1 Rea	54 Raz	76 Baz	22 Low	45 Red	66 Syk	60 vdM	21 Rin	91 Has	31 Ger	19 Bau	64 Car	12 For	36 Mer
1	1'42.797	1'43.064	1'44.113	1'44.606	1'44.816	1'44.370	1'45.039	1'46.255	1'45.499	1'46.513	1'47.138	1'48.120	1'47.368	1'48.036
2	1'41.371	1'41.485	1'41.674	1'41.835	1'41.954	1'41.786	1'42.207	1'42.694	1'42.112	1'42.832	1'42.971	1'43.460	1'43.230	1'43.542
3	1'41.614	1'41.763	1'42.217	1'42.489	1'42.226	1'42.664	1'42.346	1'42.798	1'42.862	1'42.707	1'43.236	1'42.857	1'43.030	1'43.387
4	1'41.584	1'41.957	1'42.371	1'42.035	1'42.902	1'42.958	1'42.549	1'42.870	1'42.805	1'42.794	1'42.998	1'43.110	1'43.428	1'43.308
5	1'41.711	1'42.112	1'42.089	1'42.263	1'42.301	1'43.030	1'43.063	1'42.705	1'42.800	1'42.875	1'42.996	1'43.219	1'43.311	1'43.219
6	1'42.048	1'42.245	1'42.306	1'42.121	1'42.427	1'42.482	1'42.469	1'42.952	1'43.452	1'43.162	1'43.274	1'43.382	1'43.742	1'43.628
7	1'42.059	1'42.457	1'42.432	1'42.466	1'42.402	1'42.634	1'42.662	1'43.251	1'43.582	1'43.550	1'43.110	1'43.308	1'44.021	1'43.538
8	1'42.401	1'42.588	1'42.713	1'42.609	1'42.432	1'42.708	1'43.008	1'43.546	1'43.883	1'43.532	1'43.116	1'43.117	1'43.605	1'43.602
9	1'42.522	1'42.646	1'42.496	1'42.638	1'42.580	1'42.591	1'42.849	1'43.709	1'43.642	1'43.448	1'42.927	1'43.579	1'44.092	1'43.732
10	1'42.516	1'43.252	1'42.960	1'42.935	1'43.188	1'43.123	1'43.569	1'43.518	1'43.762	1'43.455	1'43.175	1'43.870	1'44.020	1'45.871

	33 Mel	20 Bar	23 Pon	63 Gab	13 Tak	50 Lav	77 Sch	7 Dav
1	1'47.525	1'48.630	1'48.821	1'49.345	1'50.044	1'45.842	1'47.649	1'46.356
2	1'44.549	1'44.121	1'46.158	1'45.040	1'45.969	1'42.450	1'44.189	1'42.429
3	1'44.383	1'44.539	1'44.985	1'45.538	1'45.949	2'28.308	1'43.798	2'20.076
4	1'46.191	1'44.928	1'44.764	1'45.776	1'45.677	3'22.822	1'44.431	
5	1'45.129	1'45.521	1'45.254	1'45.235	1'45.822	1'42.777	1'48.058	
6	1'47.349	1'45.901	1'45.750	1'45.445	1'46.175	1'43.104	2'13.380	
7	1'43.968	1'45.382	1'45.107	1'45.923	1'45.742	1'43.136		
8	1'44.223	1'45.491	1'45.334	1'45.782	1'45.455	1'43.273		
9	1'43.984	1'45.867	1'45.530	1'45.959	1'45.267	1'43.265		
10	1'46.622	1'45.957	1'45.314	1'45.941	1'45.259			

09/08/2020

These data/results cannot be reproduced, stored and/or transmitted in whole or in part by any manner of electronic, mechanical, photocopying, recording, broadcasting or otherwise now known or herein after developed without the previous express consent by the copyright owner, except for reproduction in daily press and regular printed publications on sale to the public within 60 days of the event related to those data/results and always provided that copyright symbol appears together as follows below.

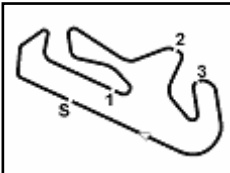
© DORNA WSBK ORGANIZATION Srl 2020

FICR PERUGIA TIMING


Official Tyre Supplier



Official Timekeeper



Motul Portuguese Round, 7 - 9 August 2020 Best Sectors & Speed Tissot Superpole Race

RESULTS			
1	1 J. REA	Kawasaki ZX-10RR	Laps 10
2	54 T. RAZGATLIOGLU	Yamaha YZF R1	2.946
3	76 L. BAZ	Yamaha YZF R1	4.748
4	22 A. LOWES	Kawasaki ZX-10RR	5.374
5	45 S. REDDING	Ducati Panigale V4 R	6.605
6	66 T. SYKES	BMW S1000 RR	7.723
7	60 M. VAN DER MARK	Yamaha YZF R1	9.138
8	21 M. RINALDI	Ducati Panigale V4 R	13.675
9	91 L. HASLAM	Honda CBR1000RR-R	13.776
10	31 G. GERLOFF	Yamaha YZF R1	14.245
11	19 A. BAUTISTA	Honda CBR1000RR-R	14.318
12	64 F. CARICASULO	Yamaha YZF R1	17.399
13	12 X. FORES	Kawasaki ZX-10RR	19.224
14	36 L. MERCADO	Ducati Panigale V4 R	21.240
15	33 M. MELANDRI	Ducati Panigale V4 R	33.300
16	20 S. BARRIER	Ducati Panigale V4 R	35.714
17	23 C. PONSSON	Aprilia RSV4 1000	36.394
18	63 L. GABELLINI	Honda CBR1000RR-R	39.361
19	13 T. TAKAHASHI	Honda CBR1000RR-R	40.736
20	50 E. LAVERTY	BMW S1000 RR	1 Lap
RET	77 M. SCHEIB	Kawasaki ZX-10RR	4 Laps
RET	7 C. DAVIES	Ducati Panigale V4 R	7 Laps

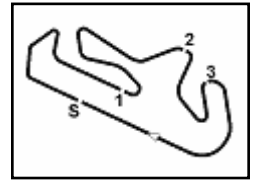
SPEED		
1	54 T. RAZGATLIOGLU	Yamaha YZF R1 312,3
2	76 L. BAZ	Yamaha YZF R1 309,6
3	19 A. BAUTISTA	Honda CBR1000RR-R 308,7
4	1 J. REA	Kawasaki ZX-10RR 307,8
5	64 F. CARICASULO	Yamaha YZF R1 307,0
6	22 A. LOWES	Kawasaki ZX-10RR 307,0
7	60 M. VAN DER MARK	Yamaha YZF R1 306,1
8	50 E. LAVERTY	BMW S1000 RR 304,4
9	66 T. SYKES	BMW S1000 RR 304,4
10	33 M. MELANDRI	Ducati Panigale V4 R 304,4
11	45 S. REDDING	Ducati Panigale V4 R 303,5
12	77 M. SCHEIB	Kawasaki ZX-10RR 303,5
13	31 G. GERLOFF	Yamaha YZF R1 303,5
14	7 C. DAVIES	Ducati Panigale V4 R 303,5
15	12 X. FORES	Kawasaki ZX-10RR 302,7
16	36 L. MERCADO	Ducati Panigale V4 R 301,8
17	23 C. PONSSON	Aprilia RSV4 1000 301,8
18	21 M. RINALDI	Ducati Panigale V4 R 301,8
19	91 L. HASLAM	Honda CBR1000RR-R 301,0
20	20 S. BARRIER	Ducati Panigale V4 R 298,5
21	63 L. GABELLINI	Honda CBR1000RR-R 293,7
22	13 T. TAKAHASHI	Honda CBR1000RR-R 291,3

SEG. 1		SEG. 2		SEG. 3		SEG. 4	
1	7 C. DAVIES 31.928	1	76 L. BAZ 30.234	1	1 J. REA 20.083	1	60 M. VAN DER MARK 18.850
2	1 J. REA 31.980	2	1 J. REA 30.279	2	76 L. BAZ 20.097	2	45 S. REDDING 18.875
3	54 T. RAZGATLIOGLU 31.995	3	54 T. RAZGATLIOGLU 30.289	3	54 T. RAZGATLIOGLU 20.158	3	91 L. HASLAM 18.877
4	22 A. LOWES 32.021	4	66 T. SYKES 30.293	4	22 A. LOWES 20.201	4	1 J. REA 18.884
5	45 S. REDDING 32.127	5	22 A. LOWES 30.362	5	66 T. SYKES 20.215	5	50 E. LAVERTY 18.896
6	76 L. BAZ 32.143	6	45 S. REDDING 30.372	6	45 S. REDDING 20.268	6	54 T. RAZGATLIOGLU 18.898
7	66 T. SYKES 32.229	7	21 M. RINALDI 30.485	7	60 M. VAN DER MARK 20.308	7	22 A. LOWES 18.902
8	60 M. VAN DER MARK 32.234	8	91 L. HASLAM 30.505	8	64 F. CARICASULO 20.334	8	66 T. SYKES 18.914
9	91 L. HASLAM 32.318	9	60 M. VAN DER MARK 30.524	9	50 E. LAVERTY 20.346	9	21 M. RINALDI 19.003
10	19 A. BAUTISTA 32.340	10	31 G. GERLOFF 30.563	10	31 G. GERLOFF 20.366	10	64 F. CARICASULO 19.012
11	50 E. LAVERTY 32.375	11	7 C. DAVIES 30.639	11	91 L. HASLAM 20.370	11	77 M. SCHEIB 19.016
12	21 M. RINALDI 32.388	12	50 E. LAVERTY 30.658	12	7 C. DAVIES 20.378	12	19 A. BAUTISTA 19.022
13	64 F. CARICASULO 32.441	13	36 L. MERCADO 30.697	13	21 M. RINALDI 20.388	13	31 G. GERLOFF 19.031
14	31 G. GERLOFF 32.465	14	19 A. BAUTISTA 30.705	14	77 M. SCHEIB 20.399	14	76 L. BAZ 19.042
15	12 X. FORES 32.468	15	64 F. CARICASULO 30.728	15	36 L. MERCADO 20.456	15	7 C. DAVIES 19.042
16	33 M. MELANDRI 32.552	16	77 M. SCHEIB 30.762	16	12 X. FORES 20.468	16	33 M. MELANDRI 19.083
17	36 L. MERCADO 32.584	17	12 X. FORES 30.935	17	19 A. BAUTISTA 20.488	17	12 X. FORES 19.116
18	77 M. SCHEIB 32.701	18	33 M. MELANDRI 30.954	18	33 M. MELANDRI 20.662	18	36 L. MERCADO 19.116
19	20 S. BARRIER 32.993	19	20 S. BARRIER 31.113	19	63 L. GABELLINI 20.736	19	20 S. BARRIER 19.255
20	23 C. PONSSON 33.051	20	23 C. PONSSON 31.323	20	23 C. PONSSON 20.750	20	63 L. GABELLINI 19.270
21	63 L. GABELLINI 33.073	21	63 L. GABELLINI 31.473	21	20 S. BARRIER 20.760	21	23 C. PONSSON 19.276
22	13 T. TAKAHASHI 33.219	22	13 T. TAKAHASHI 31.492	22	13 T. TAKAHASHI 20.912	22	13 T. TAKAHASHI 19.410

09/08/2020

These data/results cannot be reproduced, stored and/or transmitted in whole or in part by any manner of electronic, mechanical, photocopying, recording, broadcasting or otherwise now known or herein after developed without the previous express consent by the copyright owner, except for reproduction in daily press and regular printed publications on sale to the public within 60 days of the event related to those data/results and always provided that copyright symbol appears together as follows below.

© DORNA WSBK ORGANIZATION Srl 2020



Motul Portuguese Round, 7 - 9 August 2020 Chronological Analysis Tissot Superpole Race

Portimao 4.592 m

Start at 11:00'36.208

1 / 3

1° 1 J. REA (1'41.371)							
Lap	Seg.1	Seg.2	Seg.3	Seg.4	Lap Time	km/h	Local Time
1		30.491	20.152	18.884	1'42.797	172,0	11:02'19.005
2	31.980	30.279	20.083	19.029	1'41.371	307,0	11:04'00.376
3	32.084	30.330	20.160	19.040	1'41.614	305,2	11:05'41.990
4	32.002	30.348	20.203	19.031	1'41.584	303,5	11:07'23.574
5	32.066	30.412	20.239	18.994	1'41.711	307,8	11:09'05.285
6	32.140	30.551	20.294	19.063	1'42.048	305,2	11:10'47.333
7	32.130	30.475	20.336	19.118	1'42.059	303,5	11:12'29.392
8	32.258	30.548	20.413	19.182	1'42.401	307,8	11:14'11.793
9	32.333	30.632	20.398	19.159	1'42.522	304,4	11:15'54.315
10	32.276	30.688	20.412	19.140	1'42.516	303,5	11:17'36.831
Race Time 17'00.623							

9	32.325	30.491	20.607	19.157	1'42.580	301,0	11:16'00.248
10	32.200	31.165	20.566	19.257	1'43.188	298,5	11:17'43.436
Race Time 17'07.228							

2° 54 T. RAZGATLIOGLU (1'41.485)							
Lap	Seg.1	Seg.2	Seg.3	Seg.4	Lap Time	km/h	Local Time
1		30.501	20.225	18.898	1'43.064	177,1	11:02'19.272
2	31.995	30.289	20.158	19.043	1'41.485	309,6	11:04'00.757
3	32.024	30.418	20.237	19.084	1'41.763	310,5	11:05'42.520
4	32.000	30.467	20.266	19.224	1'41.957	310,5	11:07'24.477
5	32.027	30.581	20.348	19.156	1'42.112	312,3	11:09'06.589
6	32.108	30.566	20.388	19.183	1'42.245	311,4	11:10'48.834
7	32.201	30.630	20.405	19.221	1'42.457	306,1	11:12'31.291
8	32.162	30.759	20.419	19.248	1'42.588	304,4	11:14'13.879
9	32.211	30.748	20.399	19.288	1'42.646	307,8	11:15'56.525
10	32.397	30.973	20.530	19.352	1'43.252	307,0	11:17'39.777
Race Time 17'03.569							

6° 66 T. SYKES (1'41.786)							
Lap	Seg.1	Seg.2	Seg.3	Seg.4	Lap Time	km/h	Local Time
1		30.607	20.268	18.914	1'44.370	174,5	11:02'20.578
2	32.229	30.293	20.215	19.049	1'41.786	297,7	11:04'02.364
3	32.268	30.624	20.554	19.218	1'42.664	295,3	11:05'45.028
4	32.831	30.522	20.504	19.101	1'42.958	286,7	11:07'27.986
5	32.851	30.648	20.378	19.153	1'43.030	290,5	11:09'11.016
6	32.332	30.577	20.395	19.178	1'42.482	304,4	11:10'53.498
7	32.388	30.613	20.415	19.218	1'42.634	304,4	11:12'36.132
8	32.400	30.550	20.508	19.250	1'42.708	301,8	11:14'18.840
9	32.338	30.523	20.474	19.256	1'42.591	301,0	11:16'01.431
10	32.623	30.648	20.490	19.362	1'43.123	298,5	11:17'44.554
Race Time 17'08.346							

3° 76 L. BAZ (1'41.674)							
Lap	Seg.1	Seg.2	Seg.3	Seg.4	Lap Time	km/h	Local Time
1		30.588	20.114	19.042	1'44.113	179,4	11:02'20.321
2	32.189	30.234	20.097	19.154	1'41.674	306,1	11:04'01.995
3	32.143	30.529	20.280	19.265	1'42.217	309,6	11:05'44.212
4	32.232	30.619	20.279	19.241	1'42.371	308,7	11:07'26.583
5	32.185	30.405	20.278	19.221	1'42.089	308,7	11:09'08.672
6	32.181	30.617	20.297	19.211	1'42.306	308,7	11:10'50.978
7	32.259	30.551	20.368	19.254	1'42.432	308,7	11:12'33.410
8	32.268	30.719	20.422	19.304	1'42.713	307,8	11:14'16.123
9	32.358	30.591	20.400	19.147	1'42.496	307,0	11:15'58.619
10	32.404	30.703	20.477	19.376	1'42.960	307,0	11:17'41.579
Race Time 17'05.371							

7° 60 M. VAN DER MARK (1'42.207)							
Lap	Seg.1	Seg.2	Seg.3	Seg.4	Lap Time	km/h	Local Time
1		30.723	20.376	18.850	1'45.039	176,2	11:02'21.247
2	32.441	30.524	20.308	18.934	1'42.207	294,5	11:04'03.454
3	32.234	30.631	20.438	19.043	1'42.346	299,3	11:05'45.800
4	32.414	30.710	20.463	18.962	1'42.549	300,2	11:07'28.349
5	32.503	31.163	20.344	19.053	1'43.063	296,9	11:09'11.412
6	32.384	30.643	20.453	18.989	1'42.469	303,5	11:10'53.881
7	32.358	30.770	20.428	19.106	1'42.662	306,1	11:12'36.543
8	32.524	30.837	20.489	19.158	1'43.008	301,8	11:14'19.551
9	32.363	30.862	20.557	19.067	1'42.849	301,0	11:16'02.400
10	32.636	30.983	20.640	19.310	1'43.569	298,5	11:17'45.969
Race Time 17'09.761							

4° 22 A. LOWES (1'41.835)							
Lap	Seg.1	Seg.2	Seg.3	Seg.4	Lap Time	km/h	Local Time
1		31.130	20.201	18.902	1'44.606	176,8	11:02'20.814
2	32.252	30.362	20.306	18.915	1'41.835	296,1	11:04'02.649
3	32.021	30.887	20.441	19.140	1'42.489	288,2	11:05'45.138
4	32.101	30.493	20.389	19.052	1'42.035	304,4	11:07'27.173
5	32.309	30.548	20.354	19.052	1'42.263	301,0	11:09'09.436
6	32.124	30.597	20.333	19.067	1'42.121	307,0	11:10'51.557
7	32.216	30.672	20.401	19.177	1'42.466	306,1	11:12'34.023
8	32.337	30.586	20.604	19.082	1'42.609	304,4	11:14'16.632
9	32.364	30.689	20.494	19.091	1'42.638	299,3	11:15'59.270
10	32.466	30.765	20.599	19.105	1'42.935	299,3	11:17'42.205
Race Time 17'05.997							

8° 21 M. RINALDI (1'42.694)							
Lap	Seg.1	Seg.2	Seg.3	Seg.4	Lap Time	km/h	Local Time
1		31.370	20.485	19.063	1'46.255	187,2	11:02'22.463
2	32.714	30.485	20.492	19.003	1'42.694	285,9	11:04'05.157
3	32.488	30.712	20.388	19.210	1'42.798	285,2	11:05'47.955
4	32.418	30.696	20.626	19.130	1'42.870	296,9	11:07'30.825
5	32.436	30.621	20.566	19.082	1'42.705	293,7	11:09'13.530
6	32.388	30.799	20.597	19.168	1'42.952	301,8	11:10'56.482
7	32.547	30.768	20.738	19.198	1'43.251	295,3	11:12'39.733
8	32.572	30.870	20.943	19.161	1'43.546	289,7	11:14'23.279
9	32.803	30.969	20.738	19.199	1'43.709	283,7	11:16'06.988
10	32.540	31.004	20.689	19.285	1'43.518	291,3	11:17'50.506
Race Time 17'14.298							

5° 45 S. REDDING (1'41.954)							
Lap	Seg.1	Seg.2	Seg.3	Seg.4	Lap Time	km/h	Local Time
1		30.826	20.324	18.875	1'44.816	186,8	11:02'21.024
2	32.325	30.372	20.268	18.989	1'41.954	291,3	11:04'02.978
3	32.127	30.658	20.401	19.040	1'42.226	294,5	11:05'45.204
4	32.322	30.568	20.906	19.106	1'42.902	303,5	11:07'28.106
5	32.248	30.558	20.400	19.095	1'42.301	301,8	11:09'10.407
6	32.283	30.559	20.441	19.144	1'42.427	298,5	11:10'52.834
7	32.174	30.747	20.373	19.108	1'42.402	300,2	11:12'35.236
8	32.309	30.514	20.468	19.141	1'42.432	297,7	11:14'17.668

9° 91 L. HASLAM (1'42.112)							
Lap	Seg.1	Seg.2	Seg.3	Seg.4	Lap Time	km/h	Local Time
1		30.957	20.370	18.877	1'45.499	188,1	11:02'21.707
2	32.318	30.505	20.374	18.915	1'42.112	291,3	11:04'03.819
3	32.468	30.895	20.441	19.058	1'42.862	296,9	11:05'46.681
4	32.462	30.788	20.514	19.041	1'42.805	299,3	11:07'29.486
5	32.470	30.804	20.521	19.005	1'42.800	301,0	11:09'12.286
6	32.527	31.119	20.679	19.127	1'43.452	295,3	11:10'55.738
7	32.666	31.051	20.648	19.217	1'43.582	296,1	11:12'39.320
8	32.623	31.136	20.882	19.242	1'43.883	296,9	11:14'23.203
9	32.686	31.044	20.667	19.245	1'43.642	295,3	11:16'06.845
10	32.650	31.277	20.698	19.137	1'43.762	296,9	11:17'50.607
Race Time 17'14.399							

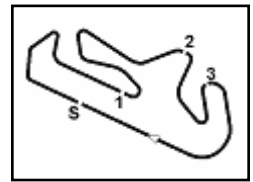
10° 31 G. GERLOFF (1'42.707)							
Lap	Seg.1	Seg.2	Seg.3	Seg.4	Lap Time	km/h	Local Time
1		31.333	20.485	19.031	1'46.513	185,9	11:02'22.721
2	32.816	30.563	20.412	19.041	1'42.832	289,0	11:04'05.553
3	32.465	30.778	20.366	19.098	1'42.707	289,7	11:05'48.260
4	32.551	30.611	20.493	19.139	1'42.794	302,7	11:07'31.054
5	32.632	30.575	20.497	19.171	1'42.875	295,3	11:09'13.929

09/08/2020

P = Pits In/Out - C = Lap Time Cancelled

These data/results cannot be reproduced, stored and/or transmitted in whole or in part by any manner of electronic, mechanical, photocopying, recording, broadcasting or otherwise now known or herein after developed without the previous express consent by the copyright owner, except for reproduction in daily press and regular printed publications on sale to the public within 60 days of the event related to those data/results and always provided that copyright symbol appears together as follows below.

© DORNA WSBK ORGANIZATION Srl 2020



Motul Portuguese Round, 7 - 9 August 2020

Chronological Analysis Tissot Superpole Race

Portimao 4.592 m

Start at 11:00'36.208

2 / 3

6	32.543	30.727	20.578	19.314	1'43.162	301,8	11:10'57.091	3	33.152	31.145	20.662	19.424	1'44.383	275,7	11:05'52.665
7	32.735	30.823	20.668	19.324	1'43.550	297,7	11:12'40.641	4	34.261	31.400	21.031	19.499	1'46.191	294,5	11:07'38.856
8	32.665	30.923	20.679	19.265	1'43.532	302,7	11:14'24.173	5	33.056	31.403	21.203	19.467	1'45.129	284,4	11:09'23.985
9	32.786	30.866	20.544	19.252	1'43.448	303,5	11:16'07.621	6	35.685	31.470	20.844	19.350	1'47.349	296,9	11:11'11.334
10	32.709	30.894	20.568	19.284	1'43.455	300,2	11:17'51.076	7	32.552	31.098	20.865	19.453	1'43.968	299,3	11:12'55.302
								Race Time 17'14.868							

8	32.652	31.161	20.878	19.532	1'44.223	304,4	11:14'39.525	8	32.652	31.161	20.878	19.532	1'44.223	304,4	11:14'39.525
9	32.564	31.249	20.749	19.422	1'43.984	303,5	11:16'23.509	9	32.564	31.249	20.749	19.422	1'43.984	303,5	11:16'23.509
10	32.933	32.294	21.514	19.881	1'46.622	301,8	11:18'10.131	10	32.933	32.294	21.514	19.881	1'46.622	301,8	11:18'10.131
								Race Time 17'33.923							

11° 19 A. BAUTISTA (1'42.927)							
Lap	Seg.1	Seg.2	Seg.3	Seg.4	Lap Time	km/h	Local Time
1		31.640	20.598	19.073	1'47.138	188,5	11:02'23.346
2	32.595	30.717	20.607	19.052	1'42.971	298,5	11:04'06.317
3	32.498	31.003	20.488	19.247	1'43.236	299,3	11:05'49.553
4	32.578	30.705	20.583	19.132	1'42.998	301,8	11:07'32.551
5	32.340	30.939	20.609	19.108	1'42.996	302,7	11:09'15.547
6	32.614	30.845	20.685	19.130	1'43.274	299,3	11:10'58.821
7	32.474	30.851	20.573	19.212	1'43.110	308,7	11:12'41.931
8	32.641	30.782	20.592	19.101	1'43.116	298,5	11:14'25.047
9	32.493	30.740	20.577	19.117	1'42.927	299,3	11:16'07.974
10	32.450	30.922	20.781	19.022	1'43.175	300,2	11:17'51.149
Race Time 17'14.941							

16° 20 S. BARRIER (1'44.121)							
Lap	Seg.1	Seg.2	Seg.3	Seg.4	Lap Time	km/h	Local Time
1		31.745	21.103	19.269	1'48.630	202,9	11:02'24.838
2	32.993	31.113	20.760	19.255	1'44.121	287,4	11:04'08.959
3	33.013	31.310	20.817	19.399	1'44.539	286,7	11:05'53.498
4	33.068	31.260	21.028	19.572	1'44.928	298,5	11:07'38.426
5	33.342	31.420	21.122	19.637	1'45.521	288,2	11:09'23.947
6	33.613	31.571	21.103	19.614	1'45.901	280,0	11:11'09.848
7	33.215	31.538	20.989	19.640	1'45.382	290,5	11:12'55.230
8	33.428	31.588	20.944	19.531	1'45.491	289,7	11:14'40.721
9	33.309	31.611	21.469	19.478	1'45.867	291,3	11:16'26.588
10	33.361	31.862	21.075	19.659	1'45.957	297,7	11:18'12.545
Race Time 17'36.337							

12° 64 F. CARICASULO (1'42.857)							
Lap	Seg.1	Seg.2	Seg.3	Seg.4	Lap Time	km/h	Local Time
1		31.873	21.195	19.012	1'48.120	196,3	11:02'24.328
2	32.835	30.840	20.555	19.230	1'43.460	282,2	11:04'07.788
3	32.544	30.822	20.334	19.157	1'42.857	296,9	11:05'50.645
4	32.732	30.728	20.462	19.188	1'43.110	307,0	11:07'33.755
5	32.503	30.961	20.591	19.164	1'43.219	299,3	11:09'16.974
6	32.454	31.084	20.674	19.170	1'43.382	298,5	11:11'00.356
7	32.464	30.873	20.625	19.346	1'43.308	301,8	11:12'43.664
8	32.441	30.913	20.507	19.256	1'43.117	304,4	11:14'26.781
9	32.535	30.973	20.727	19.344	1'43.579	306,1	11:16'10.360
10	32.751	31.091	20.663	19.365	1'43.870	303,5	11:17'54.230
Race Time 17'18.022							

17° 23 C. PONSSON (1'44.764)							
Lap	Seg.1	Seg.2	Seg.3	Seg.4	Lap Time	km/h	Local Time
1		31.746	20.969	19.276	1'48.821	202,9	11:02'25.029
2	34.032	31.631	21.006	19.489	1'46.158	296,1	11:04'11.187
3	33.083	31.626	20.800	19.476	1'44.985	293,7	11:05'56.172
4	33.114	31.323	20.750	19.577	1'44.764	292,1	11:07'40.936
5	33.059	31.641	20.905	19.649	1'45.254	301,8	11:09'26.190
6	33.605	31.673	20.943	19.529	1'45.750	297,7	11:11'11.940
7	33.051	31.584	20.791	19.681	1'45.107	298,5	11:12'57.047
8	33.246	31.487	21.027	19.574	1'45.334	292,1	11:14'42.381
9	33.101	31.738	21.084	19.607	1'45.530	301,0	11:16'27.911
10	33.072	31.680	20.872	19.690	1'45.314	296,9	11:18'13.225
Race Time 17'37.017							

13° 12 X. FORES (1'43.030)							
Lap	Seg.1	Seg.2	Seg.3	Seg.4	Lap Time	km/h	Local Time
1		31.521	20.949	19.116	1'47.368	192,8	11:02'23.576
2	32.590	30.980	20.541	19.119	1'43.230	287,4	11:04'06.806
3	32.468	30.939	20.468	19.155	1'43.030	296,1	11:05'49.836
4	32.546	30.935	20.642	19.305	1'43.428	296,9	11:07'33.264
5	32.502	31.079	20.472	19.258	1'43.311	302,7	11:09'16.575
6	32.544	31.156	20.580	19.462	1'43.742	299,3	11:11'00.317
7	32.880	31.159	20.583	19.399	1'44.021	291,3	11:12'44.338
8	32.528	31.025	20.650	19.402	1'43.605	302,7	11:14'27.943
9	32.514	31.417	20.642	19.519	1'44.092	300,2	11:16'12.035
10	32.633	31.219	20.664	19.504	1'44.020	295,3	11:17'56.055
Race Time 17'19.847							

18° 63 L. GABELLINI (1'45.040)							
Lap	Seg.1	Seg.2	Seg.3	Seg.4	Lap Time	km/h	Local Time
1		32.290	21.029	19.270	1'49.345	197,7	11:02'25.553
2	33.073	31.513	20.972	19.482	1'45.040	286,7	11:04'10.593
3	33.310	31.685	20.795	19.748	1'45.538	281,5	11:05'56.131
4	33.565	31.564	21.062	19.585	1'45.776	272,3	11:07'41.907
5	33.288	31.628	20.736	19.583	1'45.235	285,9	11:09'27.142
6	33.430	31.473	20.929	19.613	1'45.445	279,3	11:11'12.587
7	33.187	31.979	20.898	19.859	1'45.923	286,7	11:12'58.510
8	33.358	31.721	20.925	19.778	1'45.782	288,2	11:14'44.292
9	33.316	31.728	21.086	19.829	1'45.959	293,7	11:16'30.251
10	33.461	31.663	20.928	19.889	1'45.941	289,0	11:18'16.192
Race Time 17'39.984							

14° 36 L. MERCADO (1'43.219)							
Lap	Seg.1	Seg.2	Seg.3	Seg.4	Lap Time	km/h	Local Time
1		31.905	20.819	19.116	1'48.036	198,8	11:02'24.244
2	32.740	30.799	20.665	19.338	1'43.542	282,9	11:04'07.786
3	32.885	30.767	20.456	19.279	1'43.387	301,8	11:05'51.173
4	32.672	30.697	20.584	19.355	1'43.308	300,2	11:07'34.481
5	32.584	30.808	20.526	19.301	1'43.219	296,1	11:09'17.700
6	32.829	30.806	20.661	19.332	1'43.628	301,8	11:11'01.328
7	32.625	30.911	20.597	19.405	1'43.538	296,9	11:12'44.866
8	32.640	30.923	20.699	19.340	1'43.602	296,9	11:14'28.468
9	32.670	30.994	20.681	19.387	1'43.732	298,5	11:16'12.200
10	32.884	32.507	20.903	19.577	1'45.871	287,4	11:17'58.071
Race Time 17'21.863							

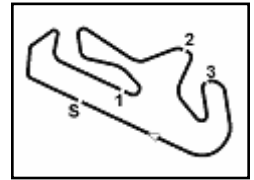
19° 13 T. TAKAHASHI (1'45.259)							
Lap	Seg.1	Seg.2	Seg.3	Seg.4	Lap Time	km/h	Local Time
1		32.150	21.310	19.410	1'50.044	197,0	11:02'26.252
2	33.415	31.557	21.194	19.803	1'45.969	282,9	11:04'12.221
3	33.556	31.749	21.088	19.556	1'45.949	278,6	11:05'58.170
4	33.410	31.541	21.139	19.587	1'45.677	289,0	11:07'43.847
5	33.307	31.670	21.238	19.607	1'45.822	288,2	11:09'29.669
6	33.461	32.022	20.997	19.695	1'46.175	291,3	11:11'15.844
7	33.305	31.748	20.958	19.731	1'45.742	285,9	11:13'01.586
8	33.434	31.537	20.912	19.572	1'45.455	290,5	11:14'47.041
9	33.219	31.503	20.948	19.597	1'45.267	291,3	11:16'32.308
10	33.228	31.492	21.048	19.491	1'45.259	288,2	11:18'17.567
Race Time 17'41.359							

15° 33 M. MELANDRI (1'43.968)							
Lap	Seg.1	Seg.2	Seg.3	Seg.4	Lap Time	km/h	Local Time
1		31.798	20.734	19.083	1'47.525	208,4	11:02'23.733
2	32.739	30.954	21.602	19.254	1'44.549	294,5	11:04'08.282

09/08/2020 P = Pits In/Out - C = Lap Time Cancelled

These data/results cannot be reproduced, stored and/or transmitted in whole or in part by any manner of electronic, mechanical, photocopying, recording, broadcasting or otherwise now known or herein after developed without the previous express consent by the copyright owner, except for reproduction in daily press and regular printed publications on sale to the public within 60 days of the event related to those data/results and always provided that copyright symbol appears together as follows below.

© DORNA WSBK ORGANIZATION Srl 2020



Motul Portuguese Round, 7 - 9 August 2020

Chronological Analysis Tissot Superpole Race

Start at 11:00'36.208

20° 50 E. LAVERTY (1'42.450)							
Lap	Seg.1	Seg.2	Seg.3	Seg.4	Lap Time	km/h	Local Time
1		31.090	20.435	18.896	1'45.842	186,2	11:02'22.050
2	32.375	30.763	20.346	18.966	1'42.450	292,1	11:04'04.500
3	32.481	1'03.981	23.130	28.716	2'28.308P	292,9	11:06'32.808
4	2'11.442	31.482	20.708	19.190	3'22.822P		11:09'55.630
5	32.402	30.658	20.518	19.199	1'42.777	294,5	11:11'38.407
6	32.548	30.779	20.483	19.294	1'43.104	299,3	11:13'21.511
7	32.575	30.735	20.671	19.155	1'43.136	304,4	11:15'04.647
8	32.551	30.925	20.589	19.208	1'43.273	304,4	11:16'47.920
9	32.560	30.881	20.645	19.179	1'43.265	298,5	11:18'31.185
Race Time 17'54.977							

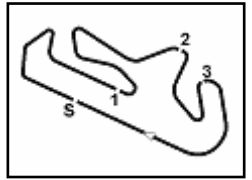
RET 77 M. SCHEIB (1'43.798)							
Lap	Seg.1	Seg.2	Seg.3	Seg.4	Lap Time	km/h	Local Time
1		31.915	20.685	19.016	1'47.649	192,8	11:02'23.857
2	32.925	30.840	21.266	19.158	1'44.189	290,5	11:04'08.046
3	33.083	30.906	20.399	19.410	1'43.798	291,3	11:05'51.844
4	32.701	30.762	21.436	19.532	1'44.431	300,2	11:07'36.275
5	34.182	33.749	20.840	19.287	1'48.058	303,5	11:09'24.333
6	42.230	35.392	22.763	32.995	2'13.380P	285,9	11:11'37.713
Race Time 11'01.505							

RET 7 C. DAVIES (1'42.429)							
Lap	Seg.1	Seg.2	Seg.3	Seg.4	Lap Time	km/h	Local Time
1		31.345	20.469	19.042	1'46.356	196,7	11:02'22.564
2	32.148	30.639	20.378	19.264	1'42.429	295,3	11:04'04.993
3	31.928	56.248	22.759	29.141	2'20.076P	303,5	11:06'25.069
Race Time 5'48.861							

09/08/2020 P = Pits In/Out - C = Lap Time Cancelled

These data/results cannot be reproduced, stored and/or transmitted in whole or in part by any manner of electronic, mechanical, photocopying, recording, broadcasting or otherwise now known or herein after developed without the previous express consent by the copyright owner, except for reproduction in daily press and regular printed publications on sale to the public within 60 days of the event related to those data/results and always provided that copyright symbol appears together as follows below.

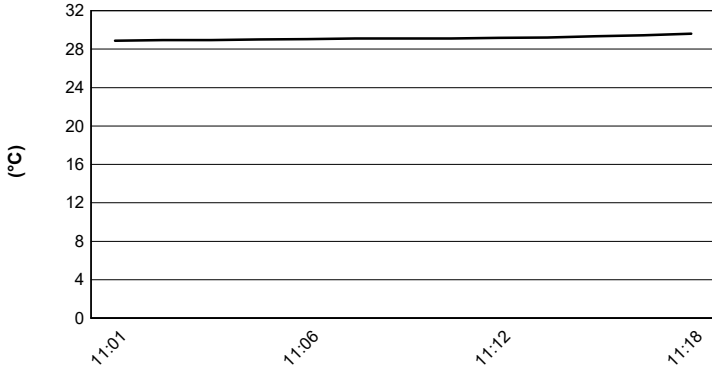
© DORNA WSBK ORGANIZATION Srl 2020



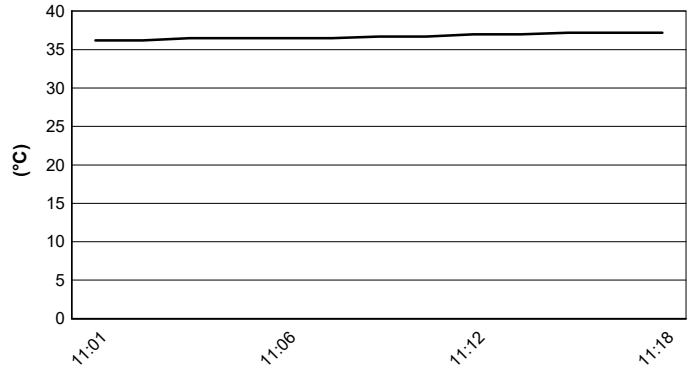
Portimao 4.592 m

Motul Portuguese Round, 7 - 9 August 2020
Weather Report Tissot Superpole Race
 Session started 11:01 - Session ended 11:18


Air Temperature



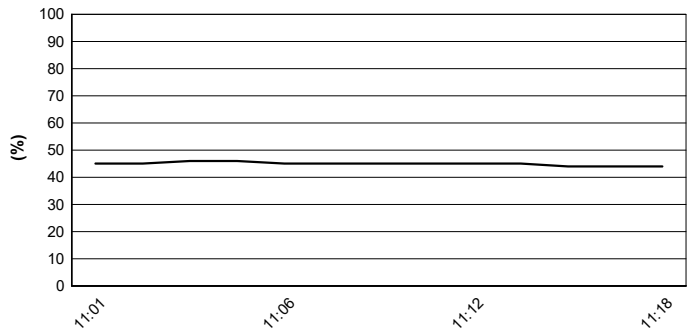
Track Temperature



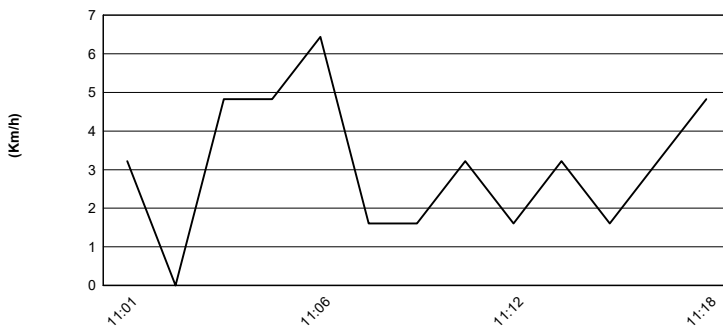
Air Pressure



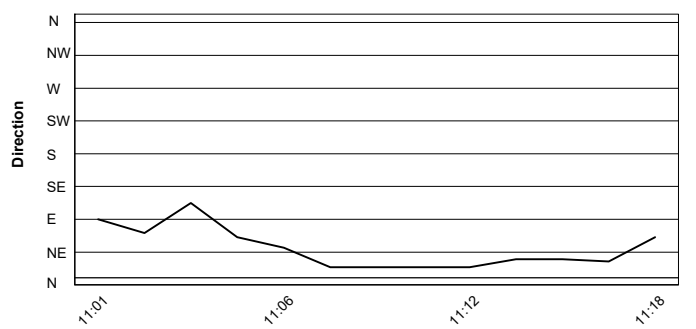
Humidity



Wind Speed



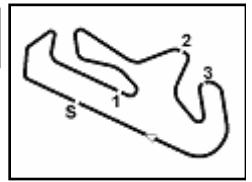
Wind Direction



09/08/2020

These data/results cannot be reproduced, stored and/or transmitted in whole or in part by any manner of electronic, mechanical, photocopying, recording, broadcasting or otherwise now known or herein after developed without the previous express consent by the copyright owner, except for reproduction in daily press and regular printed publications on sale to the public within 60 days of the event related to those data/results and always provided that copyright symbol appears together as follows below.

© DORNA WSBK ORGANIZATION Srl 2020



Portimao 4.592 m

Motul Portuguese Round, 7 - 9 August 2020
Manufacturers Standings

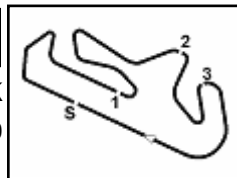
	Points	Points From First	Points From Previous	March 1	August 2	August 9	August 30	September 6	September 20	October 4	October 11	November 8				
				PHILLIP ISLAND	JEREZ	PORTIMÃO	ARAGON 1	ARAGON 2	BARCELONA	MAGNY-COURS	VILLICUM	MISANO				
1 KAWASAKI	137			20 25 12	20 11 12	25 12										
2 YAMAHA	115	22		25 13 9	16 16 7	20 9										
3 DUCATI	114	23	1	16 16 7	25 25 9	11 5										
4 HONDA	49	88	65	11 10 2	9 8 1	7 1										
5 BMW	39	98	10	7 6 4	1 5 4	8 4										
6 APRILIA	4	133	35		4											

09/08/2020 First Line: Race 1 & 2 - Second Line: Tissot Superpole Race

These data/results cannot be reproduced, stored and/or transmitted in whole or in part by any manner of electronic, mechanical, photocopying, recording, broadcasting or otherwise now known or herein after developed without the previous express consent by the copyright owner, except for reproduction in daily press and regular printed publications on sale to the public within 60 days of the event related to those data/results and always provided that copyright symbol appears together as follows below.

© DORNA WSBK ORGANIZATION Srl 2020





Portimao 4.592 m

Motul Portuguese Round, 7 - 9 August 2020

Tissot Superpole Award

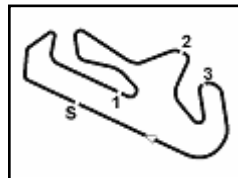
	Points	Points From First	Points From Previous	March 1	August 2	August 9	August 30	September 6	September 20	October 4	October 11	November 8						
				PHILLIP ISLAND	JEREZ	PORTIMÃO	ARAGON 1	ARAGON 2	BARCELONA	MAGNY-COURS	VILLICUM	MISANO						
1 REA Jonathan (GBR)	64			7 12	9 12	12 12												
2 REDDING Scott (GBR)	44	20		9 7	12 9	2 5												
3 RAZGATLIOGLU Toprak (TUR)	38	26	6	6 9	5	9 9												
4 SYKES Tom (GBR)	37	27	1	12 4	7 4	6 4												
5 VAN DER MARK Michael (NED)	30	34	7	4 5	6 7	5 3												
6 BAZ Loris (FRA)	27	37	3	3 3	4 6	4 7												
7 LOWES Alex (GBR)	24	40	3	2 6	3	7 6												
8 HASLAM Leon (GBR)	10	54	14	5 2	1 1	1												
9 DAVIES Chaz (GBR)	8	56	2		3 5													
10 RINALDI Michael Ruben (ITA)	6	58	2	1		3 2												
11 BAUTISTA Alvaro (ESP)	2	62	4		2													
12 GERLOFF Garrett (USA)	2	62	0		2													
13 LAVERTY Eugene (IRL)	1	63	1			1												
14 CORTESE Sandro (GER)	1	63	0	1														

09/08/2020 Odd points columns: Tissot Superpole Even points columns: Tissot Superpole Race

These data/results cannot be reproduced, stored and/or transmitted in whole or in part by any manner of electronic, mechanical, photocopying, recording, broadcasting or otherwise now known or herein after developed without the previous express consent by the copyright owner, except for reproduction in daily press and regular printed publications on sale to the public within 60 days of the event related to those data/results and always provided that copyright symbol appears together as follows below.

© DORNA WSBK ORGANIZATION Srl 2020





Portimao 4.592 m

Motul Portuguese Round, 7 - 9 August 2020 Championship Standings

1 / 2

Points	Points From First	Points From Previous	March 1 PHILLIP ISLAND		August 2 JEREZ		August 9 PORTIMÃO		August 30 ARAGON 1		September 6 ARAGON 2		September 20 BARCELONA		October 4 MAGNY-COURS		October 11 VILLICUM		November 8 MISANO	
			1	2	1	2	1	2	1	2	1	2	1	2	1	2	1	2	1	2
1	REDDING Scott (GBR)	112	16	16	25	25	9													
			7		9		5													
2	REA Jonathan (GBR)	111	1		20	20	10	25												
				12	12		12													
3	RAZGATLIOGLU Toprak (TUR)	95	17	16	25	16	16	20												
				9	9		9													
4	LOWES Alex (GBR)	91	21	4	20	25	7	11	13											
				6	6	3	3	6												
5	VAN DER MARK Michael (NED)	66	46	25	13	13		9	16											
				5	5	7	7	3												
6	DAVIES Chaz (GBR)	62	50	4	8	11	13	20	5											
				5	5	5	5													
7	BAZ Loris (FRA)	54	58	8	9	8	11	10												
				3	3	6	6	7												
8	BAUTISTA Alvaro (ESP)	44	68	10	10	10	9	8	7											
				1	1	1	1	1												
9	RINALDI Michael Ruben (ITA)	43	69	1	6	10	13	11												
				1	1	2	2	2												
10	SYKES Tom (GBR)	38	74	5	7	6		5	8											
				4	4	4	4	4												
11	HASLAM Leon (GBR)	33	79	5	11	4	6	4	4											
				2	2	1	1	1												
12	GERLOFF Garrett (USA)	17	95	16	2		5	6	2											
				2	2	2	2	2												
13	MELANDRI Marco (ITA)	15	97	2			8	7												
				8	8	7	7													
14	FORES Xavi (ESP)	14	98	1		5	3	3	3											
				1	1	3	3	3												
15	CORTESE Sandro (GER)	14	98	0	3	7	2	2												
				0	0	2	2	2												
16	LAVERTY Eugene (IRL)	12	100	2	5		1	6												
				2	2	6	6													
17	SCHEIB Maximilian (CHI)	10	102	2	1	9														
				2	2															
18	CARICASULO Federico (ITA)	5	107	5	4			1												
				5	5	1	1													
19	PONSSON Christophe (FRA)	4	108	1			4													
				1	1	4	4													
20	MERCADO Leandro (ARG)	1	111	3			1													
				3	3	1	1													

09/08/2020 First Line: Race 1 & 2 - Second Line: Tissot Superpole Race

These data/results cannot be reproduced, stored and/or transmitted in whole or in part by any manner of electronic, mechanical, photocopying, recording, broadcasting or otherwise now known or herein after developed without the previous express consent by the copyright owner, except for reproduction in daily press and regular printed publications on sale to the public within 60 days of the event related to those data/results and always provided that copyright symbol appears together as follows below.

© DORNA WSBK ORGANIZATION Srl 2020

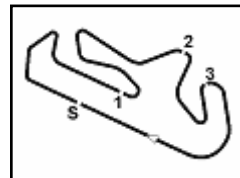
FICR PERUGIA TIMING



Official Tyre Supplier



Official Timekeeper



Portimao 4.592 m

Motul Portuguese Round, 7 - 9 August 2020 Championship Standings

2 / 2

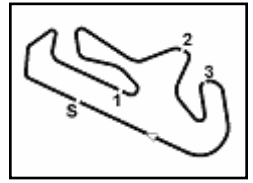
Points	Points From First	Points From Previous	March 1	August 2	August 9	August 30	September 6	September 20	October 4	October 11	November 8					
			PHILLIP ISLAND	JEREZ	PORTIMÃO	ARAGON 1	ARAGON 2	BARCELONA	MAGNY-COURS	VILLICUM	MISANO					
Independent Riders																
1 BAZ Loris (FRA)	54		9 3	8 11	11 6	10 7										
2 RINALDI Michael Ruben (ITA)	43 11		6 1	10 13	11 2											
3 GERLOFF Garrett (USA)	17 37 26		2	5 2	6 2											
4 MELANDRI Marco (ITA)	15 39 2			8 7												
5 FORES Xavi (ESP)	14 40 1		5	3 3	3 3											
6 CORTESE Sandro (GER)	14 40 0		3 7	2 2												
7 SCHEIB Maximilian (CHI)	10 44 4		1 9													
8 CARICASULO Federico (ITA)	5 49 5		4		1											
9 PONSSON Christophe (FRA)	4 50 1			4												
10 MERCADO Leandro (ARG)	1 53 3			1												

09/08/2020 First Line: Race 1 & 2 - Second Line: Tissot Superpole Race

These data/results cannot be reproduced, stored and/or transmitted in whole or in part by any manner of electronic, mechanical, photocopying, recording, broadcasting or otherwise now known or herein after developed without the previous express consent by the copyright owner, except for reproduction in daily press and regular printed publications on sale to the public within 60 days of the event related to those data/results and always provided that copyright symbol appears together as follows below.

© DORNA WSBK ORGANIZATION Srl 2020






Portimao 4.592 m

Motul Portuguese Round, 7 - 9 August 2020

Starting Grid - Race 2

20 Laps x 4,592 km = 91,840 km



1	1 REA J. Kawasaki	2	54 RAZGATLIOGLU T. Yamaha	3	76 BAZ L. Yamaha	
2	4	22 LOWES A. Kawasaki	5	45 REDDING S. Ducati	6	66 SYKES T. BMW
3	7	60 VAN DER MARK M. Yamaha	8	21 RINALDI M. Ducati	9	91 HASLAM L. Honda
4	10	50 LAVERTY E. BMW	11	31 GERLOFF G. Yamaha	12	19 BAUTISTA A. Honda
5	13	7 DAVIES C. Ducati	14	12 FORES X. Kawasaki	15	64 CARICASULO F. Yamaha
6	16	77 SCHEIB M. Kawasaki	17	36 MERCADO L. Ducati	18	33 MELANDRI M. Ducati
7	19	20 BARRIER S. Ducati	20	13 TAKAHASHI T. Honda	21	23 PONSSON C. Aprilia
8	22	63 GABELLINI L. Honda				

09/08/2020 The Race Director

These data/results cannot be reproduced, stored and/or transmitted in whole or in part by any manner of electronic, mechanical, photocopying, recording, broadcasting or otherwise now known or herein after developed without the previous express consent by the copyright owner, except for reproduction in daily press and regular printed publications on sale to the public within 60 days of the event related to those data/results and always provided that copyright symbol appears together as follows below.

© DORNA WSBK ORGANIZATION Srl 2020

FIAT PERUGIA TIMING



Official Tyre Supplier



Official Timekeeper