

Phillip Island 4.445 m

1 / 2

## Yamaha Finance Australian Round, 28 February - 1 March 2020

### Results Race 1

Laps 22 = 97,790 Km - Time of Race 33'48.344 - Avg. 173,562 km/h

Pos	Grid	No.	Rider	Nat	Team	Bike	Class	LL	Gap	Rel.	Fastest Lap	Speed	Qualifying	Speed
1	4	54	T. RAZGATLIOGLU	TUR	PATA YAMAHA WorldSBK Official Team	Yamaha YZF R1		22			1'30.892	317,6	1'29.769	314,0
2	8	22	A. LOWES	GBR	Kawasaki Racing Team WorldSBK	Kawasaki ZX-10RR		22	0.007	0.007	1'31.226	322,4	1'30.043	322,4
3	2	45	S. REDDING	GBR	ARUBA.IT Racing - Ducati	Ducati Panigale V4 R		22	0.041	0.034	1'30.959	317,6	1'29.569	314,9
4	6	60	M. VAN DER MARK	NED	PATA YAMAHA WorldSBK Official Team	Yamaha YZF R1		22	0.137	0.096	1'31.229	316,7	1'29.863	316,7
5	5	91	L. HASLAM	GBR	Team HRC	Honda CBR1000RR-R		22	3.910	3.773	1'31.166	325,3	1'29.859	317,6
6	15	19	A. BAUTISTA	ESP	Team HRC	Honda CBR1000RR-R		22	4.426	0.516	1'31.270	327,3	1'30.963	321,4
7	7	76	L. BAZ	FRA	Ten Kate Racing Yamaha	Yamaha YZF R1	IND	22	4.493	0.067	1'31.312	312,1	1'29.970	301,7
8	16	7	C. DAVIES	GBR	ARUBA.IT Racing - Ducati	Ducati Panigale V4 R		22	11.849	7.356	1'31.680	326,3	1'30.966	318,6
9	1	66	T. SYKES	GBR	BMW Motorrad WorldSBK Team	BMW S1000 RR		22	11.910	0.061	1'31.123	313,0	1'29.230	309,5
10	14	21	M. RINALDI	ITA	Team GOELEVELN	Ducati Panigale V4 R	IND	22	11.922	0.012	1'31.920	320,5	1'30.793	315,8
11	13	50	E. LAVERTY	IRL	BMW Motorrad WorldSBK Team	BMW S1000 RR		22	11.949	0.027	1'31.698	320,5	1'30.369	310,3
12	12	64	F. CARICASULO	ITA	GRT Yamaha WorldSBK Junior Team	Yamaha YZF R1	IND	22	20.720	8.771	1'31.588	314,9	1'30.369	314,0
13	9	11	S. CORTESE	GER	OUTDO Kawasaki TPR	Kawasaki ZX-10RR	IND	22	20.778	0.058	1'32.020	310,3	1'30.072	309,5
14	17	31	G. GERLOFF	USA	GRT Yamaha WorldSBK Junior Team	Yamaha YZF R1	IND	22	26.039	5.261	1'31.312	314,0	1'31.227	311,2
15	11	77	M. SCHEIB	CHI	ORELAC Racing VERDNATURA	Kawasaki ZX-10RR	IND	22	34.385	8.346	1'31.238	316,7	1'30.349	313,0
-----Not Classified-----														
RET	18	13	T. TAKAHASHI	JPN	MIE Racing Althea HONDA Team	Honda CBR1000RR-R	IND	14	8 Laps		1'33.896	305,1	1'33.879	303,4
RET	10	12	X. FORES	ESP	Kawasaki Puccetti Racing	Kawasaki ZX-10RR	IND	10	12 Laps		1'31.690	316,7	1'30.222	309,5
RET	3	1	J. REA	GBR	Kawasaki Racing Team WorldSBK	Kawasaki ZX-10RR		5	17 Laps		1'30.501	316,7	1'29.598	315,8

AIR	Humidity:	67%	Temp:	20°C
TRACK	Condition:	Dry	Temp:	33°C

Records	Pole (SP)	2020	T.Sykes	1'29.230	179,33 Km/h
	Race (SPRC)	2019	J.Rea	1'30.075	177,65 Km/h
	All Times (SP)	2020	T.Sykes	1'29.230	179,33 Km/h
Race Fastest Lap		Lap 2	J.Rea	1'30.501	176,82 Km/h

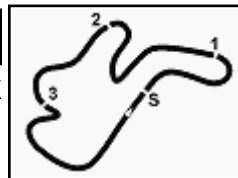
No.	Rider	From	To	Laps	Total
66	T. SYKES	1	11	11	11
45	S. REDDING	12	14	3	3
54	T. RAZGATLIOGLU	15	18	4	4
60	M. VAN DER MARK	19	20	2	2
54	T. RAZGATLIOGLU	21	22	2	6

No.	Rider	Laps
66	T. SYKES	11
54	T. RAZGATLIOGLU	6
45	S. REDDING	3
60	M. VAN DER MARK	2

Start 29/02/2020 15:00 End 15:34 The results are provisional until the end of the time limit for protests and appeals and the completion of the technical checks.

These data/results cannot be reproduced, stored and/or transmitted in whole or in part by any manner of electronic, mechanical, photocopying, recording, broadcasting or otherwise now known or herein after developed without the previous express consent by the copyright owner, except for reproduction in daily press and regular printed publications on sale to the public within 60 days of the event related to those data/results and always provided that copyright symbol appears together as follows below.

© DORNA WSBK ORGANIZATION Srl 2020



## Yamaha Finance Australian Round, 28 February - 1 March 2020 Results Race 1

### Race Highlights

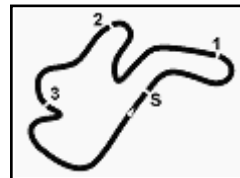
Time	No. Rider	Description
14.57.56		Warm-up Lap Start
15.00.36		Start
15.01.44	1 Rea	On the Gravel - Re-Joined - Turn 9
15.02.14		No Jump Start
15.09.24	1 Rea	Crashed - Turn 8
15.10.13	1 Rea	Out
15.16.24	12 Fores	Crashed - Turn 2
15.16.58	12 Fores	Out
15.21.55		2/3 of Race Distance Completed
15.23.59	13 Takahashi	Technical Problem - Turn 6
15.24.33	13 Takahashi	Out
15.34.59		End Of Session

Start                      End                      The results are provisional until the end of the time limit for protests and appeals  
29/02/2020              15:00                      15:34                      and the completion of the technical checks.

These data/results cannot be reproduced, stored and/or transmitted in whole or in part by any manner of electronic, mechanical, photocopying, recording, broadcasting or otherwise now known or herein after developed without the previous express consent by the copyright owner, except for reproduction in daily press and regular printed publications on sale to the public within 60 days of the event related to those data/results and always provided that copyright symbol appears together as follows below.

© DORNA WSBK ORGANIZATION Srl 2020





Phillip Island 4.445 m

1 / 4

**Yamaha Finance Australian Round, 28 February - 1 March 2020**
**Lap Chart Race 1**

		Lap																					
	1	2	3	4	5	6	7	8	9	10	11	12	13	14	15	16	17	18	19	20	21	22	
1	66	66	66	66	66	66	66	66	66	66	66	45	45	45	54	54	54	54	60	60	54	54	
2	45	45	45	45	45	45	45	45	45	45	45	60	60	60	60	60	60	60	54	54	60	22	
3	60	60	60	60	60	60	60	60	60	60	60	54	54	54	45	45	45	45	22	22	22	45	
4	76	54	54	54	54	54	54	54	54	54	54	66	22	22	22	91	91	22	45	45	45	60	
5	54	76	76	91	91	91	22	22	22	22	22	22	91	91	91	22	22	91	91	91	91	91	
6	91	91	91	76	22	22	91	91	91	91	91	91	66	66	66	66	19	19	19	19	19	19	
7	22	22	22	22	31	31	31	31	31	31	19	19	19	19	19	19	66	76	76	76	76	76	
8	31	31	31	31	7	7	19	19	19	31	76	76	76	76	76	76	66	66	66	66	66	7	
9	11	77	77	77	77	19	76	76	76	76	31	31	31	31	31	50	50	7	7	7	66		
10	77	7	7	7	76	76	7	12	12	12	50	7	7	7	50	50	31	7	50	50	50	21	
11	7	11	12	12	12	77	12	7	7	7	50	50	50	7	7	7	21	21	21	21	21	50	
12	12	12	11	11	19	12	77	77	11	50	11	11	11	11	21	21	21	31	31	31	64	64	
13	21	21	21	19	11	11	11	11	50	11	21	21	21	21	11	64	64	64	64	64	11	11	
14	50	19	19	21	21	21	21	21	21	21	64	64	64	64	11	11	11	11	11	11	31	31	
15	19	50	50	64	64	50	50	50	64	64	77	77	77	77	77	77	77	77	77	77	77	77	
16	64	64	64	50	50	64	64	64	77	77	13	13	13	13									
17	13	13	1	1	1	13	13	13	13	13													
18	1	1	13	13	13																		

Final Result			
1	54	T. RAZGATLIOGLU	Laps 22
2	22	A. LOWES	0.007
3	45	S. REDDING	0.041
4	60	M. VAN DER MARK	0.137
5	91	L. HASLAM	3.910
6	19	A. BAUTISTA	4.426
7	76	L. BAZ	4.493
8	7	C. DAVIES	11.849
9	66	T. SYKES	11.910
10	21	M. RINALDI	11.922
11	50	E. LAVERTY	11.949
12	64	F. CARICASULO	20.720
13	11	S. CORTESE	20.778
14	31	G. GERLOFF	26.039
15	77	M. SCHEIB	34.385
RET	13	T. TAKAHASHI	8 Laps
RET	12	X. FORES	12 Laps
RET	1	J. REA	17 Laps

29/02/2020

These data/results cannot be reproduced, stored and/or transmitted in whole or in part by any manner of electronic, mechanical, photocopying, recording, broadcasting or otherwise now known or herein after developed without the previous express consent by the copyright owner, except for reproduction in daily press and regular printed publications on sale to the public within 60 days of the event related to those data/results and always provided that copyright symbol appears together as follows below.

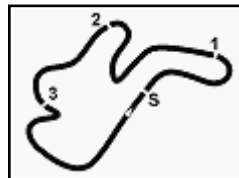
© DORNA WSBK ORGANIZATION Srl 2020

**FCR PERIGIA TIMING**


Official Tyre Supplier



Official Timekeeper



Phillip Island 4.445 m

**Yamaha Finance Australian Round, 28 February - 1 March 2020**
**Lap Chart Race 1**
**2 / 4**
**Lap 1**

1	66	T.Sykes	1'37.242
2	45	S.Redding	0.333
3	60	M.van der Mark	0.334
4	76	L.Baz	0.757
5	54	T.Razgatioglu	0.834
6	91	L.Haslam	0.953
7	22	A.Lowes	1.221
8	31	G.Gerloff	1.382
9	11	S.Cortese	1.839
10	77	M.Scheib	1.983
11	7	C.Davies	2.174
12	12	X.Fores	2.279
13	21	M.Rinaldi	2.669
14	50	E.Lavery	2.835
15	19	A.Bautista	2.883
16	64	F.Caricasulo	3.145
17	13	T.Takahashi	4.382
18	1	J.Rea	8.533

**Lap 2**

1	66	T.Sykes	3'08.372
2	45	S.Redding	0.162
3	60	M.van der Mark	0.433
4	54	T.Razgatioglu	0.596
5	76	L.Baz	0.939
6	91	L.Haslam	1.115
7	22	A.Lowes	1.387
8	31	G.Gerloff	1.564
9	77	M.Scheib	2.091
10	7	C.Davies	2.724
11	11	S.Cortese	2.938
12	12	X.Fores	3.074
13	21	M.Rinaldi	3.525
14	19	A.Bautista	3.924
15	50	E.Lavery	3.927
16	64	F.Caricasulo	4.340
17	13	T.Takahashi	7.148
18	1	J.Rea	7.904

**Lap 3**

1	66	T.Sykes	4'39.912
2	45	S.Redding	0.091
3	60	M.van der Mark	0.321
4	54	T.Razgatioglu	0.533
5	76	L.Baz	0.789
6	91	L.Haslam	0.851
7	22	A.Lowes	1.372
8	31	G.Gerloff	1.883
9	77	M.Scheib	2.279
10	7	C.Davies	3.007
11	12	X.Fores	3.384
12	11	S.Cortese	3.587
13	21	M.Rinaldi	3.935
14	19	A.Bautista	4.005
15	50	E.Lavery	4.308
16	64	F.Caricasulo	4.388
17	1	J.Rea	7.315
18	13	T.Takahashi	9.766

**Lap 4**

1	66	T.Sykes	6'11.035
2	45	S.Redding	0.253
3	60	M.van der Mark	0.574
4	54	T.Razgatioglu	0.751
5	91	L.Haslam	0.967
6	76	L.Baz	1.439
7	22	A.Lowes	1.554
8	31	G.Gerloff	2.306
9	77	M.Scheib	3.612
10	7	C.Davies	3.833
11	12	X.Fores	3.951
12	11	S.Cortese	4.544
13	19	A.Bautista	4.740

14	21	M.Rinaldi	5.154
15	64	F.Caricasulo	5.363
16	50	E.Lavery	5.506
17	1	J.Rea	7.018
18	13	T.Takahashi	12.750

**Lap 5**

1	66	T.Sykes	7'42.756
2	45	S.Redding	0.084
3	60	M.van der Mark	0.335
4	54	T.Razgatioglu	0.501
5	91	L.Haslam	0.662
6	22	A.Lowes	1.059
7	31	G.Gerloff	2.240
8	7	C.Davies	4.454
9	77	M.Scheib	4.573
10	76	L.Baz	4.842
11	12	X.Fores	4.873
12	19	A.Bautista	4.918
13	11	S.Cortese	5.393
14	21	M.Rinaldi	5.939
15	64	F.Caricasulo	6.076
16	50	E.Lavery	6.314
17	1	J.Rea	6.371
18	13	T.Takahashi	15.362

**Lap 6**

1	66	T.Sykes	9'14.052
2	45	S.Redding	0.413
3	60	M.van der Mark	0.648
4	54	T.Razgatioglu	0.841
5	91	L.Haslam	1.446
6	22	A.Lowes	1.575
7	31	G.Gerloff	3.100
8	7	C.Davies	5.340
9	19	A.Bautista	5.401
10	76	L.Baz	5.537
11	77	M.Scheib	5.579
12	12	X.Fores	5.883
13	11	S.Cortese	6.517
14	21	M.Rinaldi	7.019
15	50	E.Lavery	7.363
16	64	F.Caricasulo	8.331
17	13	T.Takahashi	18.921

**Lap 7**

1	66	T.Sykes	10'45.684
2	45	S.Redding	0.245
3	60	M.van der Mark	0.397
4	54	T.Razgatioglu	0.730
5	22	A.Lowes	1.661
6	91	L.Haslam	1.743
7	31	G.Gerloff	3.529
8	19	A.Bautista	6.200
9	76	L.Baz	6.232
10	7	C.Davies	6.336
11	12	X.Fores	6.465
12	77	M.Scheib	6.545
13	11	S.Cortese	6.905
14	21	M.Rinaldi	7.685
15	50	E.Lavery	7.812
16	64	F.Caricasulo	8.568
17	13	T.Takahashi	22.309

**Lap 8**

1	66	T.Sykes	12'17.246
2	45	S.Redding	0.239
3	60	M.van der Mark	0.499
4	54	T.Razgatioglu	0.753
5	22	A.Lowes	1.370
6	91	L.Haslam	1.744
7	31	G.Gerloff	4.057
8	19	A.Bautista	5.908
9	76	L.Baz	6.188

10	12	X.Fores	6.599
11	7	C.Davies	7.162
12	77	M.Scheib	7.293
13	11	S.Cortese	7.596
14	21	M.Rinaldi	8.774
15	50	E.Lavery	8.867
16	64	F.Caricasulo	9.457
17	13	T.Takahashi	25.908

**Lap 9**

1	66	T.Sykes	13'48.972
2	45	S.Redding	0.199
3	60	M.van der Mark	0.397
4	54	T.Razgatioglu	0.531
5	22	A.Lowes	1.002
6	91	L.Haslam	1.184
7	31	G.Gerloff	4.658
8	19	A.Bautista	5.520
9	76	L.Baz	6.053
10	12	X.Fores	6.624
11	7	C.Davies	7.855
12	11	S.Cortese	8.637
13	50	E.Lavery	8.839
14	21	M.Rinaldi	9.788
15	64	F.Caricasulo	9.998
16	77	M.Scheib	10.188
17	13	T.Takahashi	29.545

**Lap 10**

1	66	T.Sykes	15'20.855
2	45	S.Redding	0.143
3	60	M.van der Mark	0.395
4	54	T.Razgatioglu	0.570
5	22	A.Lowes	0.773
6	91	L.Haslam	0.922
7	19	A.Bautista	5.275
8	31	G.Gerloff	5.295
9	76	L.Baz	5.597
10	12	X.Fores	6.483
11	7	C.Davies	8.182
12	50	E.Lavery	8.742
13	11	S.Cortese	9.268
14	21	M.Rinaldi	10.158
15	64	F.Caricasulo	10.344
16	77	M.Scheib	11.189
17	13	T.Takahashi	32.443

**Lap 11**

1	66	T.Sykes	16'52.940
2	45	S.Redding	0.005
3	60	M.van der Mark	0.307
4	54	T.Razgatioglu	0.497
5	22	A.Lowes	0.759
6	91	L.Haslam	0.970
7	19	A.Bautista	4.686
8	76	L.Baz	5.480
9	31	G.Gerloff	5.566
10	50	E.Lavery	8.737
11	7	C.Davies	8.749
12	11	S.Cortese	9.516
13	21	M.Rinaldi	10.505
14	64	F.Caricasulo	10.592
15	77	M.Scheib	11.976
16	13	T.Takahashi	35.435

**Lap 12**

1	45	S.Redding	18'24.547
2	60	M.van der Mark	0.343
3	54	T.Razgatioglu	0.547
4	66	T.Sykes	0.887
5	22	A.Lowes	1.068
6	91	L.Haslam	1.369
7	19	A.Bautista	4.775
8	76	L.Baz	5.621

**Lap 13**

1	45	S.Redding	19'56.246
2	60	M.van der Mark	0.255
3	54	T.Razgatioglu	0.382
4	22	A.Lowes	1.258
5	91	L.Haslam	1.442
6	66	T.Sykes	1.884
7	19	A.Bautista	4.762
8	76	L.Baz	5.757
9	31	G.Gerloff	6.899
10	7	C.Davies	10.030
11	50	E.Lavery	10.131
12	11	S.Cortese	11.286
13	21	M.Rinaldi	11.683
14	64	F.Caricasulo	11.976
15	77	M.Scheib	15.772
16	13	T.Takahashi	43.905

**Lap 14**

1	45	S.Redding	21'28.131
2	60	M.van der Mark	0.258
3	54	T.Razgatioglu	0.336
4	22	A.Lowes	0.813
5	91	L.Haslam	1.176
6	66	T.Sykes	2.825
7	19	A.Bautista	4.598
8	76	L.Baz	5.864
9	31	G.Gerloff	7.718
10	7	C.Davies	10.649
11	50	E.Lavery	10.793
12	11	S.Cortese	12.523
13	21	M.Rinaldi	12.534
14	64	F.Caricasulo	12.832
15	77	M.Scheib	17.781
16	13	T.Takahashi	47.756

**Lap 15**

1	54	T.Razgatioglu	23'00.330
2	60	M.van der Mark	0.029
3	45	S.Redding	0.238
4	22	A.Lowes	0.496
5	91	L.Haslam	0.711
6	66	T.Sykes	3.244
7	19	A.Bautista	4.199
8	76	L.Baz	5.529
9	31	G.Gerloff	8.621
10	50	E.Lavery	10.878
11	7	C.Davies	10.905
12	21	M.Rinaldi	12.714
13	11	S.Cortese	13.366
14	64	F.Caricasulo	13.445
15	77	M.Scheib	19.817

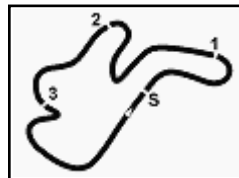
**Lap 16**

1	54	T.Razgatioglu	24'32.623
2	60	M.van der Mark	0.041
3	45	S.Redding	0.305
4	91	L.Haslam	0.742
5	22	A.Lowes	1.028
6	66	T.Sykes	3.601
7	19	A.Bautista	3.792
8	76	L.Baz	5.294
9	31	G.Gerloff	9.714
10	50	E.Lavery	10.941
11	7	C.Davies	11.338

29/02/2020

These data/results cannot be reproduced, stored and/or transmitted in whole or in part by any manner of electronic, mechanical, photocopying, recording, broadcasting or otherwise now known or herein after developed without the previous express consent by the copyright owner, except for reproduction in daily press and regular printed publications on sale to the public within 60 days of the event related to those data/results and always provided that copyright symbol appears together as follows below.

© DORNA WSBK ORGANIZATION Srl 2020



Phillip Island 4.445 m

3 / 4

## Yamaha Finance Australian Round, 28 February - 1 March 2020

### Lap Chart Race 1

12	21	M.Rinaldi	12.726	1	54	T.Razgatlıoglu	32'15.449
13	64	F.Caricasulo	14.055	2	60	M.van der Mark	0.268
14	11	S.Cortese	14.478	3	22	A.Lowes	0.306
15	77	M.Scheib	21.710	4	45	S.Redding	0.324
				5	91	L.Haslam	2.211
				6	19	A.Bautista	4.013
				7	76	L.Baz	4.352
				8	66	T.Sykes	10.119
				9	7	C.Davies	11.445
				10	50	E.Laverty	11.752
				11	21	M.Rinaldi	11.776
				12	64	F.Caricasulo	19.750
				13	11	S.Cortese	19.899
				14	31	G.Gerloff	22.129
				15	77	M.Scheib	32.375

#### Lap 17

1	54	T.Razgatlıoglu	26'05.047	1	54	T.Razgatlıoglu	33'48.344
2	60	M.van der Mark	0.023	2	22	A.Lowes	0.007
3	45	S.Redding	0.255	3	45	S.Redding	0.041
4	91	L.Haslam	0.615	4	60	M.van der Mark	0.137
5	22	A.Lowes	0.928	5	91	L.Haslam	3.910
6	19	A.Bautista	3.934	6	19	A.Bautista	4.426
7	66	T.Sykes	3.945	7	76	L.Baz	4.493
8	76	L.Baz	4.742	8	7	C.Davies	11.849
9	50	E.Laverty	10.841	9	66	T.Sykes	11.910
10	31	G.Gerloff	11.051	10	21	M.Rinaldi	11.922
11	7	C.Davies	11.197	11	50	E.Laverty	11.949
12	21	M.Rinaldi	12.222	12	64	F.Caricasulo	20.720
13	64	F.Caricasulo	14.472	13	11	S.Cortese	20.778
14	11	S.Cortese	15.096	14	31	G.Gerloff	26.039
15	77	M.Scheib	23.483	15	77	M.Scheib	34.385

#### Lap 22

1	54	T.Razgatlıoglu	27'37.801	1	54	T.Razgatlıoglu	33'48.344
2	60	M.van der Mark	0.035	2	22	A.Lowes	0.007
3	45	S.Redding	0.143	3	45	S.Redding	0.041
4	22	A.Lowes	0.328	4	60	M.van der Mark	0.137
5	91	L.Haslam	0.619	5	91	L.Haslam	3.910
6	19	A.Bautista	3.752	6	19	A.Bautista	4.426
7	76	L.Baz	4.528	7	76	L.Baz	4.493
8	66	T.Sykes	4.904	8	7	C.Davies	11.849
9	50	E.Laverty	10.692	9	66	T.Sykes	11.910
10	7	C.Davies	10.883	10	21	M.Rinaldi	11.922
11	21	M.Rinaldi	12.136	11	50	E.Laverty	11.949
12	31	G.Gerloff	12.234	12	64	F.Caricasulo	20.720
13	64	F.Caricasulo	14.771	13	11	S.Cortese	20.778
14	11	S.Cortese	15.336	14	31	G.Gerloff	26.039
15	77	M.Scheib	25.379	15	77	M.Scheib	34.385

#### Lap 18

1	60	M.van der Mark	29'10.434	1	54	T.Razgatlıoglu	33'48.344
2	54	T.Razgatlıoglu	0.054	2	22	A.Lowes	0.007
3	22	A.Lowes	0.277	3	45	S.Redding	0.041
4	45	S.Redding	0.647	4	60	M.van der Mark	0.137
5	91	L.Haslam	0.878	5	91	L.Haslam	3.910
6	19	A.Bautista	3.668	6	19	A.Bautista	4.426
7	76	L.Baz	4.245	7	76	L.Baz	4.493
8	66	T.Sykes	5.820	8	7	C.Davies	11.849
9	7	C.Davies	10.852	9	66	T.Sykes	11.910
10	50	E.Laverty	11.124	10	21	M.Rinaldi	11.922
11	21	M.Rinaldi	11.881	11	50	E.Laverty	11.949
12	31	G.Gerloff	14.843	12	64	F.Caricasulo	20.720
13	64	F.Caricasulo	15.693	13	11	S.Cortese	20.778
14	11	S.Cortese	15.773	14	31	G.Gerloff	26.039
15	77	M.Scheib	27.565	15	77	M.Scheib	34.385

#### Lap 19

1	60	M.van der Mark	30'42.765	1	54	T.Razgatlıoglu	33'48.344
2	54	T.Razgatlıoglu	0.029	2	22	A.Lowes	0.007
3	22	A.Lowes	0.083	3	45	S.Redding	0.041
4	45	S.Redding	0.250	4	60	M.van der Mark	0.137
5	91	L.Haslam	1.404	5	91	L.Haslam	3.910
6	19	A.Bautista	3.921	6	19	A.Bautista	4.426
7	76	L.Baz	4.534	7	76	L.Baz	4.493
8	66	T.Sykes	7.769	8	7	C.Davies	11.849
9	7	C.Davies	11.286	9	66	T.Sykes	11.910
10	50	E.Laverty	11.437	10	21	M.Rinaldi	11.922
11	21	M.Rinaldi	11.503	11	50	E.Laverty	11.949
12	31	G.Gerloff	18.194	12	64	F.Caricasulo	20.720
13	64	F.Caricasulo	18.229	13	11	S.Cortese	20.778
14	11	S.Cortese	18.230	14	31	G.Gerloff	26.039
15	77	M.Scheib	30.159	15	77	M.Scheib	34.385

#### Lap 20

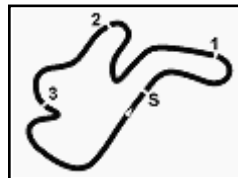
1	60	M.van der Mark	30'42.765	1	54	T.Razgatlıoglu	33'48.344
2	54	T.Razgatlıoglu	0.029	2	22	A.Lowes	0.007
3	22	A.Lowes	0.083	3	45	S.Redding	0.041
4	45	S.Redding	0.250	4	60	M.van der Mark	0.137
5	91	L.Haslam	1.404	5	91	L.Haslam	3.910
6	19	A.Bautista	3.921	6	19	A.Bautista	4.426
7	76	L.Baz	4.534	7	76	L.Baz	4.493
8	66	T.Sykes	7.769	8	7	C.Davies	11.849
9	7	C.Davies	11.286	9	66	T.Sykes	11.910
10	50	E.Laverty	11.437	10	21	M.Rinaldi	11.922
11	21	M.Rinaldi	11.503	11	50	E.Laverty	11.949
12	31	G.Gerloff	18.194	12	64	F.Caricasulo	20.720
13	64	F.Caricasulo	18.229	13	11	S.Cortese	20.778
14	11	S.Cortese	18.230	14	31	G.Gerloff	26.039
15	77	M.Scheib	30.159	15	77	M.Scheib	34.385

#### Lap 21

29/02/2020

These data/results cannot be reproduced, stored and/or transmitted in whole or in part by any manner of electronic, mechanical, photocopying, recording, broadcasting or otherwise now known or herein after developed without the previous express consent by the copyright owner, except for reproduction in daily press and regular printed publications on sale to the public within 60 days of the event related to those data/results and always provided that copyright symbol appears together as follows below.

© DORNA WSBK ORGANIZATION Srl 2020



Phillip Island 4.445 m

4 / 4

## Yamaha Finance Australian Round, 28 February - 1 March 2020

### Lap Chart Race 1

#### Race Pace Comparison

	54 Raz	22 Low	45 Red	60 vdM	91 Has	19 Bau	76 Baz	7 Dav	66 Syk	21 Rin	50 Lav	64 Car	11 Cor	31 Ger
1	1'38.076	1'38.463	1'37.575	1'37.576	1'38.195	1'40.125	1'37.999	1'39.416	1'37.242	1'39.911	1'40.077	1'40.387	1'39.081	1'38.624
2	<b>1'30.892</b>	1'31.296	<b>1'30.959</b>	<b>1'31.229</b>	1'31.292	1'32.171	<b>1'31.312</b>	<b>1'31.680</b>	1'31.130	1'31.986	1'32.222	1'32.325	1'32.229	<b>1'31.312</b>
3	1'31.477	1'31.525	1'31.469	1'31.428	1'31.276	1'31.621	1'31.390	1'31.823	1'31.540	1'31.950	1'31.921	<b>1'31.588</b>	1'32.189	1'31.859
4	1'31.341	1'31.305	1'31.285	1'31.376	1'31.239	1'31.858	1'31.773	1'31.949	<b>1'31.123</b>	1'32.342	1'32.321	1'32.098	1'32.080	1'31.546
5	1'31.471	<b>1'31.226</b>	1'31.552	1'31.482	1'31.416	1'31.899	1'35.124	1'32.342	1'31.721	1'32.506	1'32.529	1'32.434	1'32.570	1'31.655
6	1'31.636	1'31.812	1'31.625	1'31.609	1'32.080	1'31.779	1'31.991	1'32.182	1'31.296	1'32.376	1'32.345	1'33.551	1'32.420	1'32.156
7	1'31.521	1'31.718	1'31.464	1'31.381	1'31.929	1'32.431	1'32.327	1'32.628	1'31.632	1'32.298	1'32.081	1'31.869	<b>1'32.020</b>	1'32.061
8	1'31.585	1'31.271	1'31.556	1'31.664	1'31.563	<b>1'31.270</b>	1'31.518	1'32.388	1'31.562	1'32.651	1'32.617	1'32.451	1'32.253	1'32.090
9	1'31.504	1'31.358	1'31.686	1'31.624	<b>1'31.166</b>	1'31.338	1'31.591	1'32.419	1'31.726	1'32.740	<b>1'31.698</b>	1'32.267	1'32.767	1'32.327
10	1'31.922	1'31.654	1'31.827	1'31.881	1'31.621	1'31.638	1'31.427	1'32.210	1'31.883	1'32.253	1'31.786	1'32.229	1'32.514	1'32.520
11	1'32.012	1'32.071	1'31.947	1'31.997	1'32.133	1'31.496	1'31.968	1'32.652	1'32.085	1'32.432	1'32.080	1'32.333	1'32.333	1'32.356
12	1'31.657	1'31.916	1'31.602	1'31.643	1'32.006	1'31.696	1'31.748	1'32.222	1'32.494	1'32.125	1'32.254	1'32.252	1'32.578	1'32.214
13	1'31.534	1'31.889	1'31.699	1'31.611	1'31.772	1'31.686	1'31.835	1'32.365	1'32.696	1'32.359	1'32.446	1'32.438	1'32.498	1'32.425
14	1'31.839	1'31.440	1'31.885	1'31.888	1'31.619	1'31.721	1'31.992	1'32.504	1'32.826	1'32.736	1'32.547	1'32.741	1'33.122	1'32.704
15	1'31.863	1'31.882	1'32.437	1'31.970	1'31.734	1'31.800	1'31.864	1'32.455	1'32.618	1'32.379	1'32.284	1'32.812	1'33.042	1'33.102
16	1'32.293	1'32.825	1'32.360	1'32.305	1'32.324	1'31.886	1'32.058	1'32.726	1'32.650	1'32.305	1'32.356	1'32.903	1'33.405	1'33.386
17	1'32.424	1'32.324	1'32.374	1'32.406	1'32.297	1'32.566	1'31.872	1'32.283	1'32.768	<b>1'31.920</b>	1'32.324	1'32.841	1'33.042	1'33.761
18	1'32.754	1'32.154	1'32.642	1'32.766	1'32.758	1'32.572	1'32.540	1'32.440	1'33.713	1'32.668	1'32.605	1'33.053	1'32.994	1'33.937
19	1'32.687	1'32.582	1'33.137	1'32.598	1'32.892	1'32.549	1'32.350	1'32.602	1'33.549	1'32.378	1'33.065	1'33.555	1'33.070	1'35.242
20	1'32.306	1'32.137	1'31.934	1'32.331	1'32.857	1'32.584	1'32.620	1'32.765	1'34.280	1'31.953	1'32.644	1'34.867	1'34.788	1'35.682
21	1'32.655	1'32.907	1'32.758	1'32.952	1'33.491	1'32.776	1'32.502	1'32.843	1'35.034	1'32.957	1'32.999	1'34.205	1'34.353	1'36.619
22	1'32.895	1'32.596	1'32.612	1'32.764	1'34.594	1'33.308	1'33.036	1'33.299	1'34.686	1'33.041	1'33.092	1'33.865	1'33.774	1'36.805

	77 Sch	13 Tak	12 For	1 Rea
1	1'39.225	1'41.624	1'39.521	1'45.775
2	<b>1'31.238</b>	<b>1'33.896</b>	1'31.925	<b>1'30.501</b>
3	1'31.728	1'34.158	1'31.850	1'30.951
4	1'32.456	1'34.107	<b>1'31.690</b>	1'30.826
5	1'32.682	1'34.333	1'32.643	1'31.074
6	1'32.302	1'34.855	1'32.306	
7	1'32.598	1'35.020	1'32.214	
8	1'32.310	1'35.161	1'31.696	
9	1'34.621	1'35.363	1'31.751	
10	1'32.884	1'34.781	1'31.742	
11	1'32.872	1'35.077		
12	1'33.241	1'35.818		
13	1'33.861	1'35.958		
14	1'33.894	1'35.736		
15	1'34.235			
16	1'34.186			
17	1'34.197			
18	1'34.650			
19	1'34.819			
20	1'34.925			
21	1'34.900			
22	1'34.905			

29/02/2020

These data/results cannot be reproduced, stored and/or transmitted in whole or in part by any manner of electronic, mechanical, photocopying, recording, broadcasting or otherwise now known or herein after developed without the previous express consent by the copyright owner, except for reproduction in daily press and regular printed publications on sale to the public within 60 days of the event related to those data/results and always provided that copyright symbol appears together as follows below.

© DORNA WSBK ORGANIZATION Srl 2020

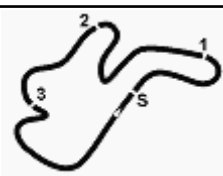
FICR PERUGIA TIMING



Official Tyre Supplier



Official Timekeeper



## Yamaha Finance Australian Round, 28 February - 1 March 2020 Best Sectors & Speed Race 1

**RESULTS**

1	54 T. RAZGATLIOGLU	Yamaha YZF R1	Laps 22
2	22 A. LOWES	Kawasaki ZX-10RR	0.007
3	45 S. REDDING	Ducati Panigale V4 R	0.041
4	60 M. VAN DER MARK	Yamaha YZF R1	0.137
5	91 L. HASLAM	Honda CBR1000RR-R	3.910
6	19 A. BAUTISTA	Honda CBR1000RR-R	4.426
7	76 L. BAZ	Yamaha YZF R1	4.493
8	7 C. DAVIES	Ducati Panigale V4 R	11.849
9	66 T. SYKES	BMW S1000 RR	11.910
10	21 M. RINALDI	Ducati Panigale V4 R	11.922
11	50 E. LAVERTY	BMW S1000 RR	11.949
12	64 F. CARICASULO	Yamaha YZF R1	20.720
13	11 S. CORTESE	Kawasaki ZX-10RR	20.778
14	31 G. GERLOFF	Yamaha YZF R1	26.039
15	77 M. SCHEIB	Kawasaki ZX-10RR	34.385
RET	13 T. TAKAHASHI	Honda CBR1000RR-R	8 Laps
RET	12 X. FORES	Kawasaki ZX-10RR	12 Laps
RET	1 J. REA	Kawasaki ZX-10RR	17 Laps

**SPEED**

1	19 A. BAUTISTA	Honda CBR1000RR-R	327,3
2	7 C. DAVIES	Ducati Panigale V4 R	326,3
3	91 L. HASLAM	Honda CBR1000RR-R	325,3
4	22 A. LOWES	Kawasaki ZX-10RR	322,4
5	21 M. RINALDI	Ducati Panigale V4 R	320,5
6	50 E. LAVERTY	BMW S1000 RR	320,5
7	45 S. REDDING	Ducati Panigale V4 R	317,6
8	54 T. RAZGATLIOGLU	Yamaha YZF R1	317,6
9	12 X. FORES	Kawasaki ZX-10RR	316,7
10	1 J. REA	Kawasaki ZX-10RR	316,7
11	60 M. VAN DER MARK	Yamaha YZF R1	316,7
12	77 M. SCHEIB	Kawasaki ZX-10RR	316,7
13	64 F. CARICASULO	Yamaha YZF R1	314,9
14	31 G. GERLOFF	Yamaha YZF R1	314,0
15	66 T. SYKES	BMW S1000 RR	313,0
16	76 L. BAZ	Yamaha YZF R1	312,1
17	11 S. CORTESE	Kawasaki ZX-10RR	310,3
18	13 T. TAKAHASHI	Honda CBR1000RR-R	305,1

**SEG. 1**

1	1 J. REA	21.554
2	76 L. BAZ	21.572
3	54 T. RAZGATLIOGLU	21.574
4	60 M. VAN DER MARK	21.644
5	91 L. HASLAM	21.646
6	45 S. REDDING	21.651
7	22 A. LOWES	21.675
8	19 A. BAUTISTA	21.677
9	64 F. CARICASULO	21.714
10	12 X. FORES	21.721
11	7 C. DAVIES	21.737
12	11 S. CORTESE	21.742
13	31 G. GERLOFF	21.788
14	77 M. SCHEIB	21.811
15	50 E. LAVERTY	21.831
16	66 T. SYKES	21.843
17	21 M. RINALDI	21.887
18	13 T. TAKAHASHI	22.393

**SEG. 2**

1	1 J. REA	26.259
2	66 T. SYKES	26.310
3	76 L. BAZ	26.316
4	22 A. LOWES	26.328
5	19 A. BAUTISTA	26.348
6	54 T. RAZGATLIOGLU	26.422
7	77 M. SCHEIB	26.449
8	45 S. REDDING	26.452
9	7 C. DAVIES	26.454
10	60 M. VAN DER MARK	26.463
11	91 L. HASLAM	26.476
12	31 G. GERLOFF	26.482
13	12 X. FORES	26.490
14	50 E. LAVERTY	26.538
15	21 M. RINALDI	26.610
16	64 F. CARICASULO	26.695
17	11 S. CORTESE	26.770
18	13 T. TAKAHASHI	27.249

**SEG. 3**

1	66 T. SYKES	17.338
2	1 J. REA	17.339
3	76 L. BAZ	17.363
4	22 A. LOWES	17.384
5	60 M. VAN DER MARK	17.389
6	45 S. REDDING	17.414
7	91 L. HASLAM	17.424
8	54 T. RAZGATLIOGLU	17.454
9	12 X. FORES	17.467
10	31 G. GERLOFF	17.473
11	19 A. BAUTISTA	17.494
12	77 M. SCHEIB	17.571
13	11 S. CORTESE	17.580
14	64 F. CARICASULO	17.589
15	7 C. DAVIES	17.603
16	50 E. LAVERTY	17.617
17	21 M. RINALDI	17.628
18	13 T. TAKAHASHI	18.009

**SEG. 4**

1	1 J. REA	25.328
2	64 F. CARICASULO	25.370
3	91 L. HASLAM	25.403
4	77 M. SCHEIB	25.407
5	45 S. REDDING	25.422
6	54 T. RAZGATLIOGLU	25.442
7	60 M. VAN DER MARK	25.457
8	31 G. GERLOFF	25.468
9	19 A. BAUTISTA	25.493
10	22 A. LOWES	25.542
11	66 T. SYKES	25.551
12	50 E. LAVERTY	25.556
13	11 S. CORTESE	25.574
14	12 X. FORES	25.587
15	21 M. RINALDI	25.618
16	7 C. DAVIES	25.620
17	76 L. BAZ	25.642
18	13 T. TAKAHASHI	26.109

29/02/2020

These data/results cannot be reproduced, stored and/or transmitted in whole or in part by any manner of electronic, mechanical, photocopying, recording, broadcasting or otherwise now known or herein after developed without the previous express consent by the copyright owner, except for reproduction in daily press and regular printed publications on sale to the public within 60 days of the event related to those data/results and always provided that copyright symbol appears together as follows below.

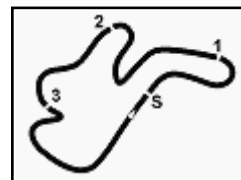
© DORNA WSBK ORGANIZATION Srl 2020

**FICR PERUGIA TIMING**


Official Tyre Supplier



Official Timekeeper



## Yamaha Finance Australian Round, 28 February - 1 March 2020

### Chronological Analysis Race 1

Start at 15:00'23.448

**1 / 4**

1° 54 T. RAZGATLIOGLU (1'30.892)							
Lap	Seg.1	Seg.2	Seg.3	Seg.4	Lap Time	km/h	Local Time
1		26.804	17.945	25.831	1'38.076		15:02'01.524
2	<b>21.574</b>	<b>26.422</b>	<b>17.454</b>	<b>25.442</b>	<b>1'30.892</b>	315,8	15:03'32.416
3	21.763	26.621	17.593	25.500	1'31.477	<b>317,6</b>	15:05'03.893
4	21.828	26.519	17.496	25.498	1'31.341	316,7	15:06'35.234
5	21.709	26.665	17.574	25.523	1'31.471	316,7	15:08'06.705
6	21.937	26.678	17.502	25.519	1'31.636	316,7	15:09'38.341
7	21.714	26.588	17.571	25.648	1'31.521	316,7	15:11'09.862
8	21.801	26.603	17.594	25.587	1'31.585	315,8	15:12'41.447
9	21.728	26.665	17.512	25.599	1'31.504	316,7	15:14'12.951
10	21.857	26.792	17.582	25.691	1'31.922	<b>317,6</b>	15:15'44.873
11	21.859	26.824	17.564	25.765	1'32.012	316,7	15:17'16.885
12	21.952	26.581	17.521	25.603	1'31.657	316,7	15:18'48.542
13	21.953	26.522	17.503	25.556	1'31.534	<b>317,6</b>	15:20'20.076
14	21.827	26.765	17.587	25.660	1'31.839	316,7	15:21'51.915
15	21.941	26.477	17.539	25.906	1'31.863	313,0	15:23'23.778
16	22.007	26.543	17.703	26.040	1'32.293	306,8	15:24'56.071
17	21.911	26.832	17.795	25.886	1'32.424	309,5	15:26'28.495
18	22.174	26.741	17.749	26.090	1'32.754	303,4	15:28'01.249
19	22.115	27.018	17.676	25.878	1'32.687	307,7	15:29'33.936
20	22.005	26.667	17.666	25.968	1'32.306	309,5	15:31'06.242
21	22.171	26.637	17.745	26.102	1'32.655	307,7	15:32'38.897
22	22.050	26.769	17.834	26.242	1'32.895	305,1	15:34'11.792
Race Time 33'48.344							

2° 22 A. LOWES (1'31.226)							
Lap	Seg.1	Seg.2	Seg.3	Seg.4	Lap Time	km/h	Local Time
1		27.191	17.636	25.734	1'38.463		15:02'01.911
2	21.696	26.594	17.450	25.556	1'31.296	319,5	15:03'33.207
3	21.744	26.562	17.482	25.737	1'31.525	321,4	15:05'04.732
4	21.708	26.518	17.510	25.569	1'31.305	319,5	15:06'36.037
5	21.685	26.599	17.400	<b>25.542</b>	<b>1'31.226</b>	320,5	15:08'07.263
6	21.773	26.773	17.446	25.820	1'31.812	319,5	15:09'39.075
7	21.891	26.516	<b>17.384</b>	25.927	1'31.718	319,5	15:11'10.793
8	21.879	<b>26.328</b>	17.398	25.666	1'31.271	315,8	15:12'42.064
9	<b>21.675</b>	26.536	17.491	25.656	1'31.358	316,7	15:14'13.422
10	21.732	26.675	17.584	25.663	1'31.654	317,6	15:15'45.076
11	21.799	26.928	17.579	25.765	1'32.071	320,5	15:17'17.147
12	21.842	26.829	17.506	25.739	1'31.916	321,4	15:18'49.063
13	21.811	26.790	17.583	25.705	1'31.889	320,5	15:20'20.952
14	21.846	26.501	17.487	25.606	1'31.440	315,8	15:21'52.392
15	21.805	26.848	17.566	25.663	1'31.882	319,5	15:23'24.274
16	21.996	27.339	17.726	25.764	1'32.825	<b>322,4</b>	15:24'57.099
17	21.925	26.825	17.652	25.922	1'32.324	320,5	15:26'29.423
18	21.897	26.798	17.632	25.827	1'32.154	319,5	15:28'01.577
19	22.138	26.876	17.690	25.878	1'32.582	320,5	15:29'34.159
20	21.890	26.881	17.610	25.756	1'32.137	315,8	15:31'06.296
21	22.333	26.912	17.648	26.014	1'32.907	313,0	15:32'39.203
22	21.917	27.076	17.586	26.017	1'32.596	307,7	15:34'11.799
Race Time 33'48.351							

3° 45 S. REDDING (1'30.959)							
Lap	Seg.1	Seg.2	Seg.3	Seg.4	Lap Time	km/h	Local Time
1		26.845	17.657	<b>25.422</b>	1'37.575		15:02'01.023
2	<b>21.651</b>	<b>26.452</b>	<b>17.414</b>	25.442	<b>1'30.959</b>	312,1	15:03'31.982
3	21.887	26.541	17.534	25.507	1'31.469	306,8	15:05'03.451
4	21.914	26.455	17.471	25.445	1'31.285	306,8	15:06'34.736
5	21.852	26.574	17.553	25.573	1'31.552	314,0	15:08'06.288
6	22.067	26.488	17.442	25.628	1'31.625	305,9	15:09'37.913
7	21.726	26.531	17.557	25.650	1'31.464	313,0	15:11'09.377
8	21.870	26.562	17.471	25.653	1'31.556	313,0	15:12'40.933
9	21.835	26.693	17.490	25.668	1'31.686	314,9	15:14'12.619
10	21.941	26.650	17.520	25.716	1'31.827	312,1	15:15'44.446
11	22.038	26.674	17.659	25.576	1'31.947	307,7	15:17'16.393

12	21.877	26.480	17.542	25.703	1'31.602	311,2	15:18'47.995
13	21.900	26.524	17.597	25.678	1'31.699	310,3	15:20'19.694
14	21.884	26.581	17.637	25.783	1'31.885	309,5	15:21'51.579
15	21.983	27.131	17.630	25.693	1'32.437	310,3	15:23'24.016
16	22.072	26.832	17.588	25.868	1'32.360	315,8	15:24'56.376
17	21.903	27.022	17.694	25.755	1'32.374	<b>317,6</b>	15:26'28.750
18	22.155	26.889	17.685	25.913	1'32.642	312,1	15:28'01.392
19	22.250	27.104	17.722	26.061	1'33.137	302,5	15:29'34.529
20	21.919	26.699	17.583	25.733	1'31.934	314,9	15:31'06.463
21	22.282	26.902	17.692	25.882	1'32.758	308,6	15:32'39.221
22	22.098	26.940	17.696	25.878	1'32.612	302,5	15:34'11.833
Race Time 33'48.385							

4° 60 M. VAN DER MARK (1'31.229)							
Lap	Seg.1	Seg.2	Seg.3	Seg.4	Lap Time	km/h	Local Time
1		26.771	17.641	25.567	1'37.576		15:02'01.024
2	21.867	<b>26.463</b>	17.442	<b>25.457</b>	<b>1'31.229</b>	302,5	15:03'32.253
3	21.770	26.581	17.617	25.460	1'31.428	314,0	15:05'03.681
4	21.880	26.497	17.464	25.535	1'31.376	314,9	15:06'35.057
5	21.674	26.633	17.552	25.623	1'31.482	314,9	15:08'06.539
6	21.929	26.696	17.403	25.581	1'31.609	313,0	15:09'38.148
7	<b>21.644</b>	26.668	17.442	25.627	1'31.381	315,8	15:11'09.529
8	21.897	26.651	17.456	25.660	1'31.664	314,9	15:12'41.193
9	21.725	26.799	17.459	25.641	1'31.624	<b>316,7</b>	15:14'12.817
10	21.857	26.746	17.542	25.736	1'31.881	314,9	15:15'44.698
11	21.888	26.808	17.577	25.724	1'31.997	315,8	15:17'16.695
12	21.903	26.603	17.470	25.667	1'31.643	314,0	15:18'48.338
13	21.972	26.538	<b>17.389</b>	25.712	1'31.611	313,0	15:20'19.949
14	21.829	26.726	17.557	25.776	1'31.888	311,2	15:21'51.837
15	21.895	26.800	17.517	25.758	1'31.970	313,0	15:23'23.807
16	22.092	26.716	17.565	25.932	1'32.305	305,9	15:24'56.112
17	22.010	26.992	17.581	25.823	1'32.406	309,5	15:26'28.518
18	22.249	26.874	17.597	26.046	1'32.766	300,8	15:28'01.284
19	22.160	26.778	17.638	26.022	1'32.598	305,9	15:29'33.882
20	21.940	26.689	17.654	26.048	1'32.331	308,6	15:31'06.213
21	22.357	26.853	17.660	26.082	1'32.952	298,3	15:32'39.165
22	21.896	26.931	17.680	26.257	1'32.764	314,0	15:34'11.929
Race Time 33'48.481							

5° 91 L. HASLAM (1'31.166)							
Lap	Seg.1	Seg.2	Seg.3	Seg.4	Lap Time	km/h	Local Time
1		27.180	17.619	25.642	1'38.195		15:02'01.643
2	<b>21.646</b>	26.743	17.476	25.427	1'31.292	317,6	15:03'32.935
3	21.876	26.542	<b>17.424</b>	25.434	1'31.276	322,4	15:05'04.211
4	21.731	26.633	17.472	<b>25.403</b>	1'31.239	322,4	15:06'35.450
5	21.695	26.705	17.556	25.460	1'31.416	322,4	15:08'06.866
6	21.971	26.841	17.474	25.794	1'32.080	318,6	15:09'38.946
7	21.841	26.537	17.434	26.117	1'31.929	316,7	15:11'10.875
8	21.983	26.652	17.445	25.483	1'31.563	320,5	15:12'42.438
9	21.851	<b>26.476</b>	<b>17.424</b>	25.415	<b>1'31.166</b>	319,5	15:14'13.604
10	21.877	26.617	17.558	25.569	1'31.621	321,4	15:15'45.225
11	21.899	26.890	17.620	25.724	1'32.133	322,4	15:17'17.358
12	22.080	26.771	17.560	25.595	1'32.006	322,4	15:18'49.364
13	21.892	26.720	17.576	25.584	1'31.772	322,4	15:20'21.136
14	21.939	26.625	17.447	25.608	1'31.619	320,5	15:21'52.755
15	21.818	26.772	17.531	25.613	1'31.734	321,4	15:23'24.489
16	21.980	26.970	17.679	25.695	1'32.324	<b>325,3</b>	15:24'56.813
17	21.984	26.894	17.670	25.749	1'32.297	318,6	15:26'29.110
18	22.092	27.178	17.697	25.791	1'32.758	320,5	15:28'01.868
19	22.048	27.166	17.758	25.920	1'32.892	321,4	15:29'34.760
20	22.052	26.938	17.748	26.119	1'32.857	319,5	15:31'07.617
21	22.091	27.090	17.901	26.409	1'33.491	316,7	15:32'41.108
22	22.462	27.419	18.077	26.636	1'34.594	312,1	15:34'15.702
Race Time 33'52.254							

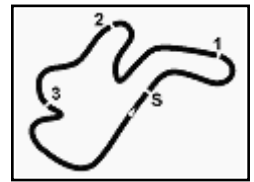
29/02/2020

P = Pits In/Out - C = Lap Time Cancelled

These data/results cannot be reproduced, stored and/or transmitted in whole or in part by any manner of electronic, mechanical, photocopying, recording, broadcasting or otherwise now known or herein after developed without the previous express consent by the copyright owner, except for reproduction in daily press and regular printed publications on sale to the public within 60 days of the event related to those data/results and always provided that copyright symbol appears together as follows below.

© DORNA WSBK ORGANIZATION Srl 2020





## Yamaha Finance Australian Round, 28 February - 1 March 2020 Chronological Analysis Race 1

Phillip Island 4.445 m

Start at 15:00'23.448

2 / 4

6° 19 A. BAUTISTA (1'31.270)							
Lap	Seg.1	Seg.2	Seg.3	Seg.4	Lap Time	km/h	Local Time
1		27.297	17.935	25.876	1'40.125		15:02'03.573
2	22.086	26.671	17.651	25.763	1'32.171	318,6	15:03'35.744
3	21.830	26.642	17.576	25.573	1'31.621	326,3	15:05'07.365
4	22.037	26.715	17.613	<b>25.493</b>	1'31.858	311,2	15:06'39.223
5	21.944	26.740	17.528	25.687	1'31.899	<b>327,3</b>	15:08'11.122
6	21.936	26.480	17.520	25.843	1'31.779	314,9	15:09'42.901
7	21.926	26.835	17.678	25.992	1'32.431	317,6	15:11'15.332
8	<b>21.677</b>	26.420	<b>17.494</b>	25.679	<b>1'31.270</b>	317,6	15:12'46.602
9	21.786	26.524	17.515	25.513	1'31.338	320,5	15:14'17.940
10	21.900	<b>26.348</b>	17.608	25.782	1'31.638	321,4	15:15'49.578
11	21.834	26.469	17.525	25.668	1'31.496	317,6	15:17'21.074
12	21.783	26.493	17.657	25.763	1'31.696	318,6	15:18'52.770
13	21.842	26.554	17.547	25.743	1'31.686	318,6	15:20'24.456
14	21.798	26.545	17.619	25.759	1'31.721	318,6	15:21'56.177
15	21.896	26.596	17.627	25.681	1'31.800	318,6	15:23'27.977
16	21.990	26.584	17.575	25.737	1'31.886	322,4	15:24'59.863
17	22.080	26.858	17.711	25.917	1'32.566	323,4	15:26'32.429
18	21.928	26.942	17.839	25.863	1'32.572	318,6	15:28'05.001
19	21.969	26.851	17.808	25.921	1'32.549	316,7	15:29'37.550
20	21.995	26.824	17.702	26.063	1'32.584	318,6	15:31'10.134
21	22.056	26.894	17.775	26.051	1'32.776	318,6	15:32'42.910
22	22.066	27.185	17.884	26.173	1'33.308	319,5	15:34'16.218
Race Time 33'52.770							

7° 76 L. BAZ (1'31.312)							
Lap	Seg.1	Seg.2	Seg.3	Seg.4	Lap Time	km/h	Local Time
1		26.927	17.643	25.666	1'37.999		15:02'01.447
2	21.991	<b>26.316</b>	<b>17.363</b>	<b>25.642</b>	<b>1'31.312</b>	306,8	15:03'32.759
3	<b>21.572</b>	26.638	17.496	25.684	1'31.390	308,6	15:05'04.149
4	21.940	26.654	17.467	25.712	1'31.773	<b>312,1</b>	15:06'35.922
5	24.916	26.759	17.512	25.937	1'35.124	309,5	15:08'11.046
6	22.168	26.518	17.449	25.856	1'31.991	310,3	15:09'43.037
7	21.915	26.572	17.718	26.122	1'32.327	311,2	15:11'15.364
8	21.878	26.488	17.372	25.780	1'31.518	306,8	15:12'46.882
9	21.951	26.450	17.421	25.769	1'31.591	309,5	15:14'18.473
10	21.731	26.431	17.468	25.797	1'31.427	305,9	15:15'49.900
11	21.906	26.548	17.490	26.024	1'31.968	310,3	15:17'21.868
12	21.803	26.480	17.520	25.945	1'31.748	305,1	15:18'53.616
13	21.909	26.484	17.494	25.948	1'31.835	305,1	15:20'25.451
14	21.807	26.586	17.525	26.074	1'31.992	305,9	15:21'57.443
15	21.771	26.543	17.579	25.971	1'31.864	304,2	15:23'29.307
16	21.984	26.599	17.520	25.955	1'32.058	306,8	15:25'01.365
17	21.832	26.606	17.551	25.883	1'31.872	305,9	15:26'33.237
18	21.866	26.710	17.739	26.225	1'32.540	308,6	15:28'05.777
19	21.933	26.749	17.657	26.011	1'32.350	305,9	15:29'38.127
20	21.940	26.736	17.643	26.301	1'32.620	307,7	15:31'10.747
21	21.929	26.679	17.632	26.262	1'32.502	306,8	15:32'43.249
22	21.901	26.875	17.806	26.454	1'33.036	305,1	15:34'16.285
Race Time 33'52.837							

8° 7 C. DAVIES (1'31.680)							
Lap	Seg.1	Seg.2	Seg.3	Seg.4	Lap Time	km/h	Local Time
1		27.673	17.676	25.936	1'39.416		15:02'02.864
2	21.997	26.460	<b>17.603</b>	<b>25.620</b>	<b>1'31.680</b>	316,7	15:03'34.544
3	<b>21.737</b>	26.617	17.725	25.744	1'31.823	322,4	15:05'06.367
4	21.787	26.513	17.705	25.944	1'31.949	321,4	15:06'38.316
5	22.137	26.526	17.804	25.875	1'32.342	311,2	15:08'10.658
6	21.915	26.585	17.752	25.930	1'32.182	318,6	15:09'42.840
7	21.869	26.606	17.832	26.321	1'32.628	318,6	15:11'15.468
8	21.984	26.900	17.609	25.895	1'32.388	317,6	15:12'47.856
9	22.027	26.659	17.708	26.025	1'32.419	<b>326,3</b>	15:14'20.275
10	22.074	26.491	17.795	25.850	1'32.210	319,5	15:15'52.485
11	22.044	26.694	17.861	26.053	1'32.652	318,6	15:17'25.137

12	21.963	<b>26.454</b>	17.820	25.985	1'32.222	317,6	15:18'57.359
13	22.032	26.612	17.842	25.879	1'32.365	317,6	15:20'29.724
14	21.993	26.596	17.773	26.142	1'32.504	318,6	15:22'02.228
15	21.963	26.565	17.824	26.103	1'32.455	316,7	15:23'34.683
16	22.193	26.797	17.782	25.954	1'32.726	316,7	15:25'07.409
17	21.951	26.677	17.733	25.922	1'32.283	320,5	15:26'39.692
18	21.992	26.744	17.796	25.908	1'32.440	318,6	15:28'12.132
19	22.020	26.652	17.951	25.979	1'32.602	317,6	15:29'44.734
20	22.131	26.687	17.864	26.083	1'32.765	316,7	15:31'17.499
21	22.117	26.690	17.978	26.058	1'32.843	315,8	15:32'50.342
22	22.166	26.836	17.846	26.451	1'33.299	317,6	15:34'23.641
Race Time 34'00.193							

9° 66 T. SYKES (1'31.123)							
Lap	Seg.1	Seg.2	Seg.3	Seg.4	Lap Time	km/h	Local Time
1		26.573	17.569	25.562	1'37.242		15:02'00.690
2	<b>21.843</b>	<b>26.310</b>	<b>17.338</b>	25.639	1'31.130	303,4	15:03'31.820
3	21.937	26.401	17.516	25.686	1'31.540	303,4	15:05'03.360
4	21.858	26.321	17.393	<b>25.551</b>	<b>1'31.123</b>	305,1	15:06'34.483
5	21.931	26.511	17.546	25.733	1'31.721	305,1	15:08'06.204
6	21.876	26.421	17.355	25.644	1'31.296	305,1	15:09'37.500
7	21.930	26.432	17.508	25.762	1'31.632	305,1	15:11'09.132
8	21.948	26.453	17.445	25.716	1'31.562	305,1	15:12'40.694
9	21.927	26.520	17.445	25.834	1'31.726	305,1	15:14'12.420
10	21.969	26.578	17.494	25.842	1'31.883	305,1	15:15'44.303
11	22.024	26.611	17.608	25.842	1'32.085	305,1	15:17'16.388
12	22.352	26.836	17.537	25.769	1'32.494	304,2	15:18'48.882
13	21.857	27.352	17.602	25.885	1'32.696	<b>313,0</b>	15:20'21.578
14	22.004	26.576	18.017	26.229	1'32.826	311,2	15:21'54.404
15	22.330	26.703	17.622	25.963	1'32.618	306,8	15:23'27.022
16	22.157	26.711	17.698	26.084	1'32.650	308,6	15:24'59.672
17	22.132	26.823	17.717	26.096	1'32.768	307,7	15:26'32.440
18	22.112	26.923	17.998	26.680	1'33.713	306,8	15:28'06.153
19	22.335	26.917	17.832	26.465	1'33.549	309,5	15:29'39.702
20	22.408	27.081	18.101	26.690	1'34.280	307,7	15:31'13.982
21	22.599	27.646	18.120	26.669	1'35.034	305,1	15:32'49.016
22	22.718	27.248	18.041	26.679	1'34.686	303,4	15:34'23.702
Race Time 34'00.254							

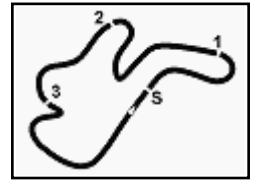
10° 21 M. RINALDI (1'31.920)							
Lap	Seg.1	Seg.2	Seg.3	Seg.4	Lap Time	km/h	Local Time
1		27.611	18.064	25.801	1'39.911		15:02'03.359
2	21.927	26.766	17.675	<b>25.618</b>	1'31.986	<b>320,5</b>	15:03'35.345
3	22.061	<b>26.610</b>	17.655	25.624	1'31.950	318,6	15:05'07.295
4	21.971	26.723	17.697	25.951	1'32.342	319,5	15:06'39.637
5	22.108	26.883	17.777	25.738	1'32.506	316,7	15:08'12.143
6	21.963	26.776	17.728	25.909	1'32.376	316,7	15:09'44.519
7	22.057	26.778	17.652	25.811	1'32.298	317,6	15:11'16.817
8	21.975	26.750	17.681	26.245	1'32.651	315,8	15:12'49.468
9	22.275	26.865	17.770	25.830	1'32.740	314,9	15:14'22.208
10	22.060	26.720	17.674	25.799	1'32.253	313,0	15:15'54.461
11	22.038	26.740	17.805	25.849	1'32.432	312,1	15:17'26.893
12	21.978	26.631	17.740	25.776	1'32.125	314,9	15:18'59.018
13	22.098	26.706	17.813	25.742	1'32.359	316,7	15:20'31.377
14	22.059	26.756	18.029	25.892	1'32.736	317,6	15:22'04.113
15	21.918	26.849	17.758	25.854	1'32.379	312,1	15:23'36.492
16	22.091	26.699	17.698	25.817	1'32.305	314,9	15:25'08.797
17	<b>21.887</b>	26.645	17.689	25.699	<b>1'31.920</b>	314,0	15:26'40.717
18	22.085	26.785	17.721	26.077	1'32.668	314,9	15:28'13.385
19	22.171	26.706	17.725	25.776	1'32.378	314,0	15:29'45.763
20	21.935	26.687	<b>17.628</b>	25.703	1'31.953	314,9	15:31'17.716
21	22.237	27.053	17.839	25.828	1'32.957	313,0	15:32'50.673
22	22.054	26.843	17.762	26.382	1'33.041	310,3	15:34'23.714
Race Time 34'00.266							

29/02/2020

P = Pits In/Out - C = Lap Time Cancelled

These data/results cannot be reproduced, stored and/or transmitted in whole or in part by any manner of electronic, mechanical, photocopying, recording, broadcasting or otherwise now known or herein after developed without the previous express consent by the copyright owner, except for reproduction in daily press and regular printed publications on sale to the public within 60 days of the event related to those data/results and always provided that copyright symbol appears together as follows below.

© DORNA WSBK ORGANIZATION Srl 2020



## Yamaha Finance Australian Round, 28 February - 1 March 2020 Chronological Analysis Race 1

Phillip Island 4.445 m

Start at 15:00'23.448

3 / 4

11° 50 E. LAVERTY (1'31.698)							
Lap	Seg.1	Seg.2	Seg.3	Seg.4	Lap Time	km/h	Local Time
1		27.455	<b>17.617</b>	26.280	1'40.077		15:02'03.525
2	22.004	26.634	17.700	25.884	1'32.222	<b>320,5</b>	15:03'35.747
3	22.040	26.638	17.687	<b>25.556</b>	1'31.921	314,9	15:05'07.668
4	22.316	26.639	17.802	25.564	1'32.321	<b>320,5</b>	15:06'39.989
5	22.131	26.832	17.717	25.849	1'32.529	319,5	15:08'12.518
6	22.055	26.842	17.787	25.661	1'32.345	319,5	15:09'44.863
7	21.879	26.804	17.650	25.748	1'32.081	316,7	15:11'16.944
8	22.028	26.769	17.645	26.175	1'32.617	316,7	15:12'49.561
9	21.870	26.594	17.631	25.603	<b>1'31.698</b>	<b>320,5</b>	15:14'21.259
10	<b>21.831</b>	<b>26.538</b>	17.794	25.623	1'31.786	318,6	15:15'53.045
11	21.859	26.589	17.777	25.855	1'32.080	314,9	15:17'25.125
12	22.089	26.566	17.744	25.855	1'32.254	311,2	15:18'57.379
13	22.130	26.719	17.731	25.866	1'32.446	310,3	15:20'29.825
14	22.043	26.635	17.646	26.223	1'32.547	312,1	15:22'02.372
15	21.944	26.703	17.755	25.882	1'32.284	309,5	15:23'34.656
16	22.072	26.679	17.798	25.807	1'32.356	311,2	15:25'07.012
17	21.991	26.658	17.782	25.893	1'32.324	312,1	15:26'39.336
18	22.121	26.694	17.880	25.910	1'32.605	310,3	15:28'11.941
19	22.097	27.040	17.960	25.968	1'33.065	309,5	15:29'45.006
20	22.135	26.891	17.782	25.836	1'32.644	314,0	15:31'17.650
21	22.206	26.945	17.886	25.962	1'32.999	312,1	15:32'50.649
22	22.467	26.933	17.808	25.884	1'33.092	300,0	15:34'23.741
Race Time 34'00.293							

12° 64 F. CARICASULO (1'31.588)							
Lap	Seg.1	Seg.2	Seg.3	Seg.4	Lap Time	km/h	Local Time
1		27.718	18.029	25.806	1'40.387		15:02'03.835
2	21.915	26.843	17.681	25.886	1'32.325	<b>314,9</b>	15:03'36.160
3	<b>21.714</b>	26.875	17.629	<b>25.370</b>	<b>1'31.588</b>	314,0	15:05'07.748
4	21.854	26.826	17.705	25.713	1'32.098	308,6	15:06'39.846
5	22.028	26.906	17.763	25.737	1'32.434	314,0	15:08'12.280
6	21.948	27.832	18.092	25.679	1'33.551	312,1	15:09'45.831
7	21.743	<b>26.695</b>	17.792	25.639	1'31.869	<b>314,9</b>	15:11'17.700
8	22.346	26.743	17.651	25.711	1'32.451	313,0	15:12'50.151
9	21.856	26.872	17.714	25.825	1'32.267	313,0	15:14'22.418
10	21.930	26.828	<b>17.589</b>	25.882	1'32.229	314,0	15:15'54.647
11	22.045	26.887	17.687	25.714	1'32.333	313,0	15:17'26.980
12	22.037	26.790	17.637	25.788	1'32.252	311,2	15:18'59.232
13	22.021	26.891	17.800	25.726	1'32.438	313,0	15:20'31.670
14	22.494	26.786	17.750	25.711	1'32.741	313,0	15:22'04.411
15	22.159	26.965	17.827	25.861	1'32.812	311,2	15:23'37.223
16	22.173	26.972	17.916	25.842	1'32.903	313,0	15:25'10.126
17	21.965	27.024	17.899	25.953	1'32.841	311,2	15:26'42.967
18	22.019	26.941	17.995	26.098	1'33.053	309,5	15:28'16.020
19	22.239	27.109	18.046	26.161	1'33.555	306,8	15:29'49.575
20	22.285	27.642	18.245	26.695	1'34.867	309,5	15:31'24.442
21	22.655	27.112	18.144	26.294	1'34.205	306,8	15:32'58.647
22	22.238	27.232	18.155	26.240	1'33.865	304,2	15:34'32.512
Race Time 34'09.064							

13° 11 S. CORTESE (1'32.020)							
Lap	Seg.1	Seg.2	Seg.3	Seg.4	Lap Time	km/h	Local Time
1		27.253	17.959	25.840	1'39.081		15:02'02.529
2	22.172	26.844	17.639	<b>25.574</b>	1'32.229	308,6	15:03'34.758
3	<b>21.742</b>	26.832	17.734	25.881	1'32.189	308,6	15:05'06.947
4	22.013	26.828	<b>17.580</b>	25.659	1'32.080	309,5	15:06'39.027
5	22.318	26.880	17.683	25.689	1'32.570	305,9	15:08'11.597
6	22.106	26.891	17.720	25.703	1'32.420	308,6	15:09'44.017
7	21.839	<b>26.770</b>	17.715	25.696	<b>1'32.020</b>	308,6	15:11'16.037
8	21.936	26.935	17.696	25.686	1'32.253	309,5	15:12'48.290
9	22.093	27.124	17.618	25.932	1'32.767	<b>310,3</b>	15:14'21.057
10	22.183	26.813	17.793	25.725	1'32.514	304,2	15:15'53.571
11	21.909	26.944	17.728	25.752	1'32.333	306,8	15:17'25.904

12° 31 G. GERLOFF (1'31.312)							
Lap	Seg.1	Seg.2	Seg.3	Seg.4	Lap Time	km/h	Local Time
1		26.697	17.620	25.608	1'38.624		15:02'02.072
2	21.804	26.567	<b>17.473</b>	<b>25.468</b>	<b>1'31.312</b>	311,2	15:03'33.384
3	<b>21.788</b>	26.857	17.546	25.668	1'31.859	<b>314,0</b>	15:05'05.243
4	21.849	<b>26.482</b>	17.517	25.698	1'31.546	309,5	15:06'36.789
5	21.819	26.517	17.547	25.772	1'31.655	313,0	15:08'08.444
6	21.933	26.750	17.532	25.941	1'32.156	310,3	15:09'40.600
7	21.912	26.623	17.677	25.849	1'32.061	309,5	15:11'12.661
8	21.935	26.655	17.628	25.872	1'32.090	309,5	15:12'44.751
9	21.983	26.877	17.592	25.875	1'32.327	308,6	15:14'17.078
10	22.133	26.745	17.673	25.969	1'32.520	305,1	15:15'49.598
11	22.095	26.884	17.629	25.748	1'32.356	307,7	15:17'21.954
12	22.106	26.572	17.654	25.882	1'32.214	302,5	15:18'54.168
13	22.039	26.709	17.712	25.965	1'32.425	310,3	15:20'26.593
14	22.064	26.760	17.734	26.146	1'32.704	309,5	15:21'59.297
15	22.143	26.968	17.920	26.071	1'33.102	305,9	15:23'32.399
16	22.263	26.957	17.947	26.219	1'33.386	307,7	15:25'05.785
17	22.261	27.189	17.995	26.316	1'33.761	307,7	15:26'39.546
18	22.483	27.053	17.923	26.478	1'33.937	305,1	15:28'13.483
19	22.725	27.388	18.277	26.852	1'35.242	309,5	15:29'48.725
20	22.806	27.569	18.389	26.918	1'35.682	305,9	15:31'24.407
21	23.061	27.630	18.471	27.457	1'36.619	302,5	15:33'01.026
22	22.977	27.915	18.726	27.187	1'36.805	303,4	15:34'37.831
Race Time 34'14.383							

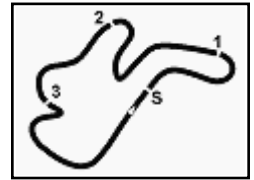
15° 77 M. SCHEIB (1'31.238)							
Lap	Seg.1	Seg.2	Seg.3	Seg.4	Lap Time	km/h	Local Time
1		27.093	17.834	25.943	1'39.225		15:02'02.673
2	<b>21.811</b>	<b>26.449</b>	<b>17.571</b>	<b>25.407</b>	<b>1'31.238</b>	<b>316,7</b>	15:03'33.911
3	21.931	26.595	17.651	25.551	1'31.728	314,0	15:05'05.639
4	22.050	26.582	17.909	25.915	1'32.456	312,1	15:06'38.095
5	22.416	26.807	17.643	25.816	1'32.682	306,8	15:08'10.777
6	22.371	26.804	17.618	25.509	1'32.302	307,7	15:09'43.079
7	22.319	26.875	17.735	25.669	1'32.598	309,5	15:11'15.677
8	22.118	26.782	17.621	25.789	1'32.310	313,0	15:12'47.987
9	22.493	28.636	17.707	25.785	1'34.621	311,2	15:14'22.608
10	22.536	26.767	17.795	25.786	1'32.884	305,1	15:15'55.492
11	22.245	26.887	17.831	25.909	1'32.872	308,6	15:17'28.364
12	22.281	26.928	17.920	26.112	1'33.241	307,7	15:19'01.605
13	22.510	27.091	18.071	26.189	1'33.861	305,9	15:20'35.466
14	22.489	27.149	18.110	26.146	1'33.894	303,4	15:22'09.360
15	22.528	27.291	18.121	26.295	1'34.235	300,8	15:23'43.595
16	22.533	27.170	18.212	26.271	1'34.186	302,5	15:25'17.781
17	22.550	27.245	18.215	26.187	1'34.197	303,4	15:26'51.978
18	22.677	27.320	18.233	26.420	1'34.650	299,2	15:28'26.628
19	22.767	27.233	18.342	26.477	1'34.819	299,2	15:30'01.447
20	22.763	27.297	18.251	26.614	1'34.925	299,2	15:31'36.372
21	22.823	27.364	18.146	26.567	1'34.900	298,3	15:33'11.272
22	22.709	27.411	18.289	26.496	1'34.905	299,2	15:34'46.177
Race Time 34'22.729							

29/02/2020

P = Pits In/Out - C = Lap Time Cancelled

These data/results cannot be reproduced, stored and/or transmitted in whole or in part by any manner of electronic, mechanical, photocopying, recording, broadcasting or otherwise now known or herein after developed without the previous express consent by the copyright owner, except for reproduction in daily press and regular printed publications on sale to the public within 60 days of the event related to those data/results and always provided that copyright symbol appears together as follows below.

© DORNA WSBK ORGANIZATION Srl 2020



Phillip Island 4.445 m

4 / 4

## Yamaha Finance Australian Round, 28 February - 1 March 2020 Chronological Analysis Race 1

Start at 15:00'23.448

RET 13 T. TAKAHASHI (1'33.896)							
Lap	Seg.1	Seg.2	Seg.3	Seg.4	Lap Time	km/h	Local Time
1		27.757	18.341	<b>26.109</b>	1'41.624		15:02'05.072
2	<b>22.393</b>	27.364	<b>18.009</b>	26.130	<b>1'33.896</b>	<b>305,1</b>	15:03'38.968
3	22.540	27.307	18.142	26.169	1'34.158	303,4	15:05'13.126
4	22.435	<b>27.249</b>	18.095	26.328	1'34.107	303,4	15:06'47.233
5	22.477	27.383	18.078	26.395	1'34.333	300,0	15:08'21.566
6	22.634	27.398	18.304	26.519	1'34.855	300,8	15:09'56.421
7	22.663	27.481	18.244	26.632	1'35.020	298,3	15:11'31.441
8	22.796	27.496	18.253	26.616	1'35.161	297,5	15:13'06.602
9	22.740	27.483	18.521	26.619	1'35.363	294,3	15:14'41.965
10	22.579	27.442	18.244	26.516	1'34.781	298,3	15:16'16.746
11	22.725	27.550	18.253	26.549	1'35.077	298,3	15:17'51.823
12	22.835	27.750	18.577	26.656	1'35.818	298,3	15:19'27.641
13	22.790	27.428	18.439	27.301	1'35.958	299,2	15:21'03.599
14	22.766	27.474	18.743	26.753	1'35.736	293,5	15:22'39.335

Race Time 22'15.887

RET 12 X. FORES (1'31.690)							
Lap	Seg.1	Seg.2	Seg.3	Seg.4	Lap Time	km/h	Local Time
1		27.424	17.638	25.917	1'39.521		15:02'02.969
2	22.074	26.662	17.602	<b>25.587</b>	1'31.925	<b>316,7</b>	15:03'34.894
3	<b>21.721</b>	26.928	17.572	25.629	1'31.850	313,0	15:05'06.744
4	21.970	<b>26.490</b>	17.526	25.704	<b>1'31.690</b>	312,1	15:06'38.434
5	22.220	27.084	17.547	25.792	1'32.643	311,2	15:08'11.077
6	22.385	26.659	17.641	25.621	1'32.306	302,5	15:09'43.383
7	21.895	26.659	17.566	26.094	1'32.214	315,8	15:11'15.597
8	21.990	26.591	<b>17.467</b>	25.648	1'31.696	311,2	15:12'47.293
9	21.948	26.636	17.502	25.665	1'31.751	313,0	15:14'19.044
10	21.971	26.541	17.564	25.666	1'31.742	311,2	15:15'50.786

Race Time 15'27.338

RET 1 J. REA (1'30.501)							
Lap	Seg.1	Seg.2	Seg.3	Seg.4	Lap Time	km/h	Local Time
1		26.647	25.837	25.936	1'45.775		15:02'09.223
2	21.575	<b>26.259</b>	<b>17.339</b>	<b>25.328</b>	<b>1'30.501</b>	312,1	15:03'39.724
3	21.600	26.446	17.436	25.469	1'30.951	314,9	15:05'10.675
4	<b>21.554</b>	26.316	17.392	25.564	1'30.826	314,0	15:06'41.501
5	21.611	26.389	17.394	25.680	1'31.074	<b>316,7</b>	15:08'12.575

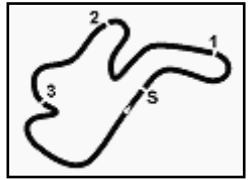
Race Time 7'49.127

29/02/2020 P = Pits In/Out - C = Lap Time Cancelled

These data/results cannot be reproduced, stored and/or transmitted in whole or in part by any manner of electronic, mechanical, photocopying, recording, broadcasting or otherwise now known or herein after developed without the previous express consent by the copyright owner, except for reproduction in daily press and regular printed publications on sale to the public within 60 days of the event related to those data/results and always provided that copyright symbol appears together as follows below.

© DORNA WSBK ORGANIZATION Srl 2020





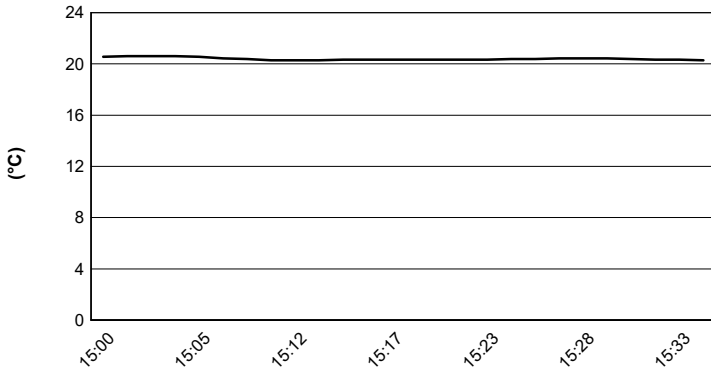
Phillip Island 4.445 m

## Yamaha Finance Australian Round, 28 February - 1 March 2020

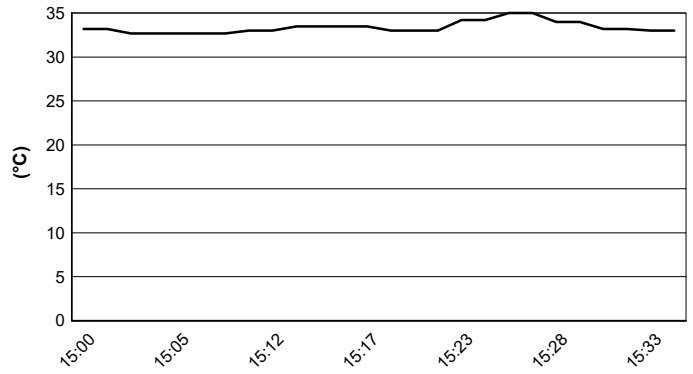
### Weather Report Race 1

Session started 15:01 - Session ended 15:34

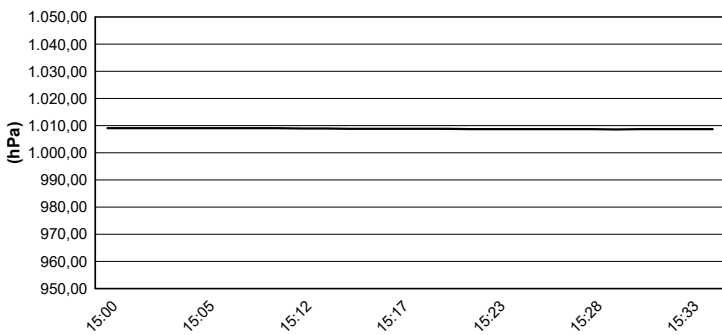
#### Air Temperature



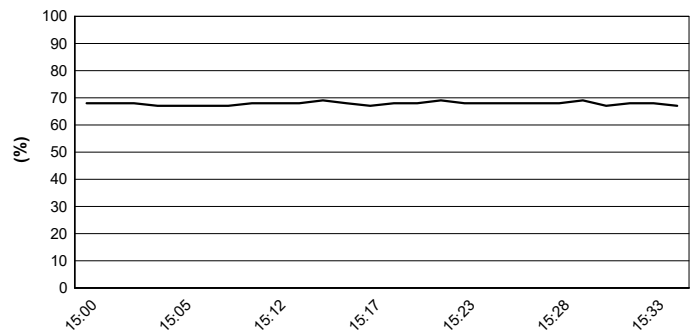
#### Track Temperature



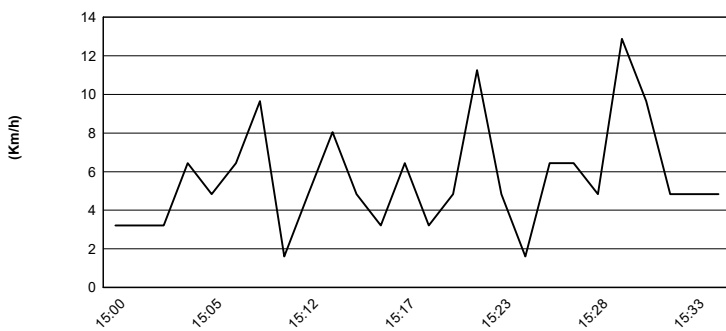
#### Air Pressure



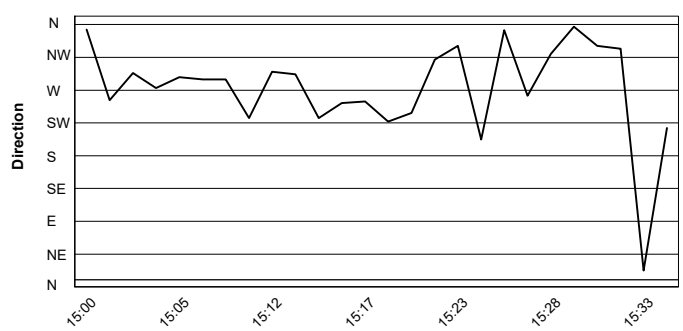
#### Humidity



#### Wind Speed



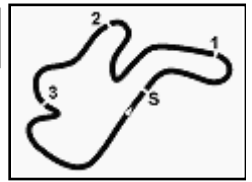
#### Wind Direction



29/02/2020

These data/results cannot be reproduced, stored and/or transmitted in whole or in part by any manner of electronic, mechanical, photocopying, recording, broadcasting or otherwise now known or herein after developed without the previous express consent by the copyright owner, except for reproduction in daily press and regular printed publications on sale to the public within 60 days of the event related to those data/results and always provided that copyright symbol appears together as follows below.

© DORNA WSBK ORGANIZATION Srl 2020



Phillip Island 4.445 m

**Yamaha Finance Australian Round, 28 February - 1 March 2020**  
**Manufacturers Standings**

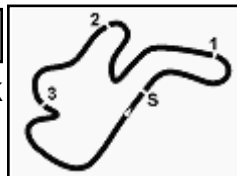
	Points	Points From First	Points From Previous	March 1 PHILLIP ISLAND	March 15 LOSAIL	March 29 JEREZ	April 19 ASSEN	May 10 IMOLA	May 24 ARAGON	June 14 MISANO	July 5 DONINGTON	August 2 OSCHERSLEBEN	September 6 PORTIMAO	September 20 BARCELONA	September 27 MAGNY-COURS	October 11 SAN JUAN		
1 YAMAHA	25			25														
2 KAWASAKI	20	5		20														
3 DUCATI	16	9	4	16														
4 HONDA	11	14	5	11														
5 BMW	7	18	4	7														

29/02/2020 First Line: Race 1 & 2 - Second Line: Tissot Superpole Race

These data/results cannot be reproduced, stored and/or transmitted in whole or in part by any manner of electronic, mechanical, photocopying, recording, broadcasting or otherwise now known or herein after developed without the previous express consent by the copyright owner, except for reproduction in daily press and regular printed publications on sale to the public within 60 days of the event related to those data/results and always provided that copyright symbol appears together as follows below.

© DORNA WSBK ORGANIZATION Srl 2020





## Yamaha Finance Australian Round, 28 February - 1 March 2020

### Best Laps & Speeds

Phillip Island 4.445 m

No.	Rider Bike	Nat	Best Lap		FP1		FP2		FP3		SP		RC1	
			LL	SPD	LL	SPD	LL	SPD	LL	SPD	LL	SPD	LL	SPD
1	<b>66 T. SYKES</b> BMW S1000 RR	GBR	<b>1'29.230</b> 64 313,0		1'43.290 3 284,2	1'31.161 23 307,6	1'30.768 10 <b>313,0</b>	6 309,4	22 <b>313,0</b>	1'31.123				
2	<b>45 S. REDDING</b> Ducati Panigale V4 R	GBR	<b>1'29.569</b> 88 317,6		1'41.195 9 305,0	1'30.436 30 311,2	1'29.896 12 <b>317,6</b>	15 314,8	22 <b>317,6</b>	1'30.959				
3	<b>1 J. REA</b> Kawasaki ZX-10RR	GBR	<b>1'29.598</b> 48 320,4		1'43.323 4 305,0	1'30.978 22 313,9	1'30.286 12 <b>320,4</b>	5 315,7	5 316,7	1'30.501				
4	<b>54 T. RAZGATLIOGLU</b> Yamaha YZF R1	TUR	<b>1'29.769</b> 68 317,6			1'30.854 24 312,1	1'30.518 11 313,0	11 313,9	22 <b>317,6</b>	1'30.892				
5	<b>91 L. HASLAM</b> Honda CBR1000RR-R	GBR	<b>1'29.859</b> 72 325,3		1'42.268 11 303,3	1'30.936 24 316,7	1'35.080 4 319,5	11 317,6	22 <b>325,3</b>	1'31.166				
6	<b>60 M. VAN DER MARK</b> Yamaha YZF R1	NED	<b>1'29.863</b> 66 316,7			1'30.905 26 313,0	1'30.025 11 314,8	7 <b>316,7</b>	22 <b>316,7</b>	1'31.229				
7	<b>76 L. BAZ</b> Yamaha YZF R1	FRA	<b>1'29.970</b> 66 312,1		1'42.204 10 297,5	1'30.973 17 304,2	1'30.473 9 306,8	8 301,6	22 <b>312,1</b>	1'31.312				
8	<b>22 A. LOWES</b> Kawasaki ZX-10RR	GBR	<b>1'30.043</b> 75 323,3		1'42.538 7 304,2	1'31.336 19 317,6	1'30.484 13 <b>323,3</b>	14 322,3	22 322,3	1'31.226				
9	<b>11 S. CORTESE</b> Kawasaki ZX-10RR	GER	<b>1'30.072</b> 61 310,3			1'31.397 18 305,0	1'31.025 11 <b>310,3</b>	10 309,4	22 <b>310,3</b>	1'32.020				
10	<b>12 X. FORES</b> Kawasaki ZX-10RR	ESP	<b>1'30.222</b> 70 316,7		1'45.291 19 297,5	1'31.265 21 308,5	1'30.796 13 311,2	7 309,4	10 <b>316,7</b>	1'31.690				
11	<b>77 M. SCHEIB</b> Kawasaki ZX-10RR	CHI	<b>1'30.349</b> 69 316,7		1'44.235 13 300,0	1'32.030 17 305,9	1'31.945 9 314,8	8 313,0	22 <b>316,7</b>	1'31.238				
12	<b>50 E. LAVERTY</b> BMW S1000 RR	IRL	<b>1'30.369</b> 74 320,4		1'45.169 10 300,8	1'31.747 22 311,2	1'30.882 10 317,6	10 310,3	22 <b>320,4</b>	1'31.698				
13	<b>64 F. CARICASULO</b> Yamaha YZF R1	ITA	<b>1'30.369</b> 84 314,8		1'44.938 18 297,5	1'32.008 23 309,4	1'31.422 13 311,2	8 313,9	22 <b>314,8</b>	1'31.588				
14	<b>21 M. RINALDI</b> Ducati Panigale V4 R	ITA	<b>1'30.793</b> 56 320,4			1'31.213 14 312,1	1'31.628 10 313,0	10 315,7	22 <b>320,4</b>	1'31.920				
15	<b>19 A. BAUTISTA</b> Honda CBR1000RR-R	ESP	<b>1'30.963</b> 83 327,2		1'43.807 19 295,8	1'31.201 23 318,5	1'31.232 10 322,3	9 321,4	22 <b>327,2</b>	1'31.270				
16	<b>7 C. DAVIES</b> Ducati Panigale V4 R	GBR	<b>1'30.966</b> 72 326,2			1'31.478 24 319,5	1'31.146 13 323,3	13 318,5	22 <b>326,2</b>	1'31.680				
17	<b>31 G. GERLOFF</b> Yamaha YZF R1	USA	<b>1'31.227</b> 84 313,9		1'43.740 12 300,8	1'31.898 25 313,0	1'31.400 13 <b>313,9</b>	12 311,2	22 <b>313,9</b>	1'31.312				
18	<b>2 L. CAMIER</b> Ducati Panigale V4 R	GBR	<b>1'32.649</b> 13 312,1			<b>1'32.649</b> 13 <b>312,1</b>								
19	<b>13 T. TAKAHASHI</b> Honda CBR1000RR-R	JPN	<b>1'33.879</b> 74 305,0		1'45.009 14 293,4	1'34.995 19 300,8	1'35.042 12 304,2	15 303,3	14 <b>305,0</b>	1'33.896				

29/02/2020

These data/results cannot be reproduced, stored and/or transmitted in whole or in part by any manner of electronic, mechanical, photocopying, recording, broadcasting or otherwise now known or herein after developed without the previous express consent by the copyright owner, except for reproduction in daily press and regular printed publications on sale to the public within 60 days of the event related to those data/results and always provided that copyright symbol appears together as follows below.

© DORNA WSBK ORGANIZATION Srl 2020

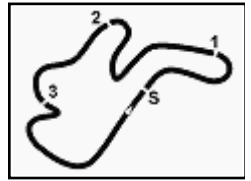
PIRELLI PERUGIA TIMING



Official Tyre Supplier



Official Timekeeper



Phillip Island 4.445 m

**Yamaha Finance Australian Round, 28 February - 1 March 2020**  
**Pirelli Best Lap Award**

	Points	Points From First	Points From Previous	March 1 PHILLIP ISLAND	March 15 LOSAIL	March 29 JEREZ	April 19 ASSEN	May 10 IMOLA	May 24 ARAGON	June 14 MISANO	July 5 DONINGTON	August 2 OSCHERSLEBEN	September 6 PORTIMAO	September 20 BARCELONA	September 27 MAGNY-COURS	October 11 SAN JUAN		
1 REA Jonathan (GBR)	1	1																

29/02/2020

These data/results cannot be reproduced, stored and/or transmitted in whole or in part by any manner of electronic, mechanical, photocopying, recording, broadcasting or otherwise now known or herein after developed without the previous express consent by the copyright owner, except for reproduction in daily press and regular printed publications on sale to the public within 60 days of the event related to those data/results and always provided that copyright symbol appears together as follows below.

© DORNA WSBK ORGANIZATION Srl 2020

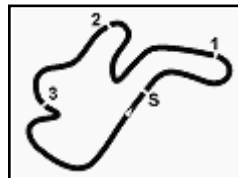
FKR PERUGIA TIMING



Official Tyre Supplier



Official Timekeeper



Phillip Island 4.445 m

## Yamaha Finance Australian Round, 28 February - 1 March 2020 Championship Standings

1 / 2

	Points	Points From First	Points From Previous	March 1 PHILLIP ISLAND	March 15 LOSAIL	March 29 JEREZ	April 19 ASSEN	May 10 IMOLA	May 24 ARAGON	June 14 MISANO	July 5 DONINGTON	August 2 OSCHERSLEBEN	September 6 PORTIMAO	September 20 BARCELONA	September 27 MAGNY-COURS	October 11 SAN JUAN			
1 <b>RAZGATLIOGLU</b> Toprak (TUR)	25			25															
2 <b>LOWES</b> Alex (GBR)	20	5		20															
3 <b>REDDING</b> Scott (GBR)	16	9	4	16															
4 <b>VAN DER MARK</b> Michael (NED)	13	12	3	13															
5 <b>HASLAM</b> Leon (GBR)	11	14	2	11															
6 <b>BAUTISTA</b> Alvaro (ESP)	10	15	1	10															
7 <b>BAZ</b> Loris (FRA)	9	16	1	9															
8 <b>DAVIES</b> Chaz (GBR)	8	17	1	8															
9 <b>SYKES</b> Tom (GBR)	7	18	1	7															
10 <b>RINALDI</b> Michael Ruben (ITA)	6	19	1	6															
11 <b>LAVERTY</b> Eugene (IRL)	5	20	1	5															
12 <b>CARICASULO</b> Federico (ITA)	4	21	1	4															
13 <b>CORTESE</b> Sandro (GER)	3	22	1	3															
14 <b>GERLOFF</b> Garrett (USA)	2	23	1	2															
15 <b>SCHEIB</b> Maximilian (CHI)	1	24	1	1															

29/02/2020

First Line: Race 1 & 2 - Second Line: Tissot Superpole Race

These data/results cannot be reproduced, stored and/or transmitted in whole or in part by any manner of electronic, mechanical, photocopying, recording, broadcasting or otherwise now known or herein after developed without the previous express consent by the copyright owner, except for reproduction in daily press and regular printed publications on sale to the public within 60 days of the event related to those data/results and always provided that copyright symbol appears together as follows below.

© DORNA WSBK ORGANIZATION Srl 2020

FICR PERUGIA TIMING

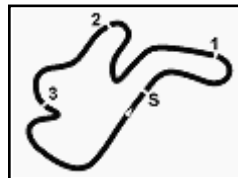


Official Tyre Supplier



Official Timekeeper





Phillip Island 4.445 m

**Yamaha Finance Australian Round, 28 February - 1 March 2020  
Championship Standings**

2 / 2

Points	Points From First	Points From Previous	March 1	March 15	March 29	April 19	May 10	May 24	June 14	July 5	August 2	September 6	September 20	September 27	October 11	
			PHILLIP ISLAND	LOSAIL	JEREZ	ASSEN	IMOLA	ARAGON	MISANO	DONINGTON	OSCHERSLEBEN	PORTIMAO	BARCELONA	MAGNY-COURS	SAN JUAN	
<b>Independent Riders</b>																
<b>1 BAZ</b> Lons (FRA)	<b>9</b>		<b>9</b>													
<b>2 RINALDI</b> Michael Ruben (ITA)	<b>6</b> 3		<b>6</b>													
<b>3 CARICASULO</b> Federico (ITA)	<b>4</b> 5 2		<b>4</b>													
<b>4 CORTESE</b> Sandro (GER)	<b>3</b> 6 1		<b>3</b>													
<b>5 GERLOFF</b> Garrett (USA)	<b>2</b> 7 1		<b>2</b>													
<b>6 SCHEIB</b> Maximilian (CHI)	<b>1</b> 8 1		<b>1</b>													

29/02/2020 First Line: Race 1 & 2 - Second Line: Tissot Superpole Race

These data/results cannot be reproduced, stored and/or transmitted in whole or in part by any manner of electronic, mechanical, photocopying, recording, broadcasting or otherwise now known or herein after developed without the previous express consent by the copyright owner, except for reproduction in daily press and regular printed publications on sale to the public within 60 days of the event related to those data/results and always provided that copyright symbol appears together as follows below.

© DORNA WSBK ORGANIZATION Srl 2020

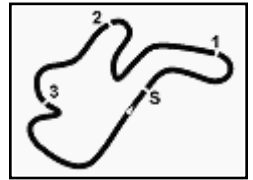
FICR PERUGIA TIMING



Official Tyre Supplier



Official Timekeeper



Phillip Island 4.445 m

**Yamaha Finance Australian Round, 28 February - 1 March 2020**  
**Provisional Starting Grid - Tissot Superpole Race**

10 Laps x 4,445 km = 44,450 km

Pos	No	Rider	Team	Time
1	66	SYKES T.	BMW	1'29.230
2	45	REDDING S.	Ducati	1'29.569
3	1	REA J.	Kawasaki	1'29.598
4	54	RAZGATLIOGLU T.	Yamaha	1'29.769
5	91	HASLAM L.	Honda	1'29.859
6	60	VAN DER MARK M.	Yamaha	1'29.863
7	76	BAZ L.	Yamaha	1'29.970
8	22	LOWES A.	Kawasaki	1'30.043
9	11	CORTESE S.	Kawasaki	1'30.072
10	12	FORES X.	Kawasaki	1'30.222
11	77	SCHEIB M.	Kawasaki	1'30.349
12	64	CARICASULO F.	Yamaha	1'30.369
13	50	LAVERTY E.	BMW	1'30.369
14	21	RINALDI M.	Ducati	1'30.793
15	19	BAUTISTA A.	Honda	1'30.963
16	7	DAVIES C.	Ducati	1'30.966
17	31	GERLOFF G.	Yamaha	1'31.227
18	13	TAKAHASHI T.	Honda	1'33.879

29/02/2020 The Race Director .....

These data/results cannot be reproduced, stored and/or transmitted in whole or in part by any manner of electronic, mechanical, photocopying, recording, broadcasting or otherwise now known or herein after developed without the previous express consent by the copyright owner, except for reproduction in daily press and regular printed publications on sale to the public within 60 days of the event related to those data/results and always provided that copyright symbol appears together as follows below.

© DORNA WSBK ORGANIZATION Srl 2020



# Australian Round, 28 February - 1 March 2020

## Hyundai N Award

		Points	PHILLIP ISLAND	LOSAIL	JEREZ	ASSEN	IMOLA	ARAGON	MISANO	DONINGTON	OSCHERSLEBEN	PORTIMAO	BARCELONA	MAGNY-COURS	VILLICUM
1	BAUTISTA A.	9	9												
2	DAVIES C.	8	8												
3	LOWES A.	6	6												
4	RINALDI M.	4	4												
5	RAZGATLIOGLU T.	3	3												
6	GERLOFF G.	3	3												
7	VAN DER MARK M.	2	2												
8	LAVERTY E.	2	2												
9	REA J.	0	0												
10	CAMIER L.	0	0												
11	CORTESE S.	0	0												
12	FORES X.	0	0												
13	TAKAHASHI T.	0	0												
14	REDDING S.	0	0												
15	CARICASULO F.	0	0												
16	SYKES T.	0	0												
17	BAZ L.	0	0												
18	SCHEIB M.	0	0												
19	HASLAM L.	0	0												

These data/results cannot be reproduced, stored and/or transmitted in whole or in part by any manner of electronic, mechanical, photocopying, recording, broadcasting or otherwise now known or herein after developed without the previous express consent by the copyright owner, except for reproduction in daily press and regular printed publications on sale to the public within 60 days of the event related to those data/results and always provided that copyright symbol appears together as follows below.  
 © DORNA WSBK ORGANIZATION Srl 2020