

Donington Park 4.023 m

1 / 2

Prosecco DOC UK Round, 5-7 July 2019

Results Race 2

Laps 23 = 92,529 Km - Time of Race 33'51.931 - Avg. 163,935 km/h

Pos	Grid	No.	Rider	Nat	Team	Bike	Class	LL	Gap	Rel.	Fastest Lap	Speed	Qualifying	Speed
1	1	1	J. REA	GBR	Kawasaki Racing Team WorldSBK	Kawasaki ZX-10RR		23			1'27.851	270,9	1'28.612	266,9
2	2	54	T. RAZGATLIOGLU	TUR	Turkish Puccetti Racing	Kawasaki ZX-10RR	IND	23	0.365	0.365	1'27.773	270,9	1'29.582	261,7
3	4	19	A. BAUTISTA	ESP	ARUBA.IT Racing - Ducati	Ducati Panigale V4 R		23	5.930	5.565	1'28.020	277,9	1'29.561	272,3
4	6	22	A. LOWES	GBR	Pata Yamaha WorldSBK Team	Yamaha YZF R1		23	6.334	0.404	1'28.141	273,7	1'29.627	262,3
5	3	91	L. HASLAM	GBR	Kawasaki Racing Team WorldSBK	Kawasaki ZX-10RR		23	6.833	0.499	1'28.013	273,7	1'29.198	266,9
6	5	76	L. BAZ	FRA	Ten Kate Racing - Yamaha	Yamaha YZF R1	IND	23	7.441	0.608	1'28.172	266,9	1'29.521	264,3
7	10	66	T. SYKES	GBR	BMW Motorrad WorldSBK Team	BMW S1000 RR		23	8.542	1.101	1'27.947	272,3	1'27.619	266,2
8	8	60	M. VAN DER MARK	NED	Pata Yamaha WorldSBK Team	Yamaha YZF R1		23	14.850	6.308	1'28.516	269,6	1'35.216	260,4
9	7	7	C. DAVIES	GBR	ARUBA.IT Racing - Ducati	Ducati Panigale V4 R		23	18.124	3.274	1'28.243	275,1	1'30.098	268,2
10	12	33	M. MELANDRI	ITA	GRT Yamaha WorldSBK	Yamaha YZF R1	IND	23	29.115	10.991	1'28.634	272,3	1'29.781	263,6
11	11	10	P. HICKMAN	GBR	BMW Motorrad WorldSBK Team	BMW S1000 RR		23	34.620	5.505	1'29.313	264,9	1'29.348	260,4
12	16	21	M. RINALDI	ITA	BARNI Racing Team	Ducati Panigale V4 R	IND	23	34.824	0.204	1'29.045	275,8	1'32.602	270,2
13	13	11	S. CORTESE	GER	GRT Yamaha WorldSBK	Yamaha YZF R1	IND	23	51.627	16.803	1'29.885	264,9	1'30.248	261,1
14	15	36	L. MERCADO	ARG	Orelac Racing VerdNatura	Kawasaki ZX-10RR	IND	23	52.879	1.252	1'29.695	265,6	1'31.080	257,9
15	17	52	A. DELBIANCO	ITA	Althea Mie Racing Team	Honda CBR1000RR	IND	23	54.821	1.942	1'29.872	260,4	1'36.136	248,4
16	14	23	R. KIYONARI	JPN	Moriwaki Althea Honda Team	Honda CBR1000RR		23	1'07.330	12.509	1'30.464	268,9	1'30.997	263,0
-----Not Classified-----														
RET	9	81	J. TORRES	ESP	Team Pedercini Racing	Kawasaki ZX-10RR	IND	1	22 Laps			267,5	1'30.210	256,7

AIR	Humidity:	49%	Temp:	20°C
TRACK	Condition:	Dry	Temp:	42°C

Records	Pole (SP2)	2017	T.Sykes	1'26.641	167,16 Km/h
	Race (SPRC)	2019	J.Rea	1'27.166	
				166,15 Km/h	
	All Times (SP2)	2017	T.Sykes	1'26.641	167,16 Km/h
Race Fastest Lap		Lap 3	T.Razgatlioglu	1'27.773	165,00 Km/h

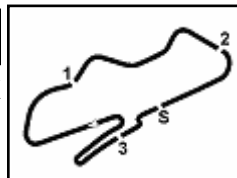
LAP LEADERS					
No.	Rider	From	To	Laps	Total
1	J. REA	1	2	2	
54	T. RAZGATLIOGLU	3	5	3	
1	J. REA	6	7	2	
54	T. RAZGATLIOGLU	8	11	4	7
1	J. REA	12	23	12	16

TOTAL LEADER LAPS		
No.	Rider	Laps
19	A. BAUTISTA	171
1	J. REA	96
54	T. RAZGATLIOGLU	20
60	M. VAN DER MARK	12
91	L. HASLAM	3
22	A. LOWES	2

Start 07/07/2019 14:00 End 14:35 The results are provisional until the end of the time limit for protests and appeals and the completion of the technical checks.

These data/results cannot be reproduced, stored and/or transmitted in whole or in part by any manner of electronic, mechanical, photocopying, recording, broadcasting or otherwise now known or herein after developed without the previous express consent by the copyright owner, except for reproduction in daily press and regular printed publications on sale to the public within 60 days of the event related to those data/results and always provided that copyright symbol appears together as follows below.

© DORNA WSBK ORGANIZATION Srl 2019

**Prosecco DOC UK Round, 5-7 July 2019**
Results Race 2**Race Highlights**

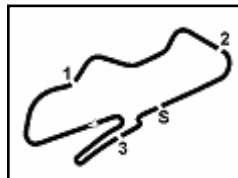
Time	No. Rider	Description
13.57.55		Warm-up Lap Start
14.00.13		Start
14.01.22		No Jump Start
14.03.15	81 Torres	Technical Problem - Turn 11
14.04.04	81 Torres	Out
14.04.19	81 Torres	Not Actively Competing
14.22.19		2/3 of Race Distance Completed
14.35.34		End Of Session

07/07/2019 Start End The results are provisional until the end of the time limit for protests and appeals
14:00 14:35 and the completion of the technical checks.

These data/results cannot be reproduced, stored and/or transmitted in whole or in part by any manner of electronic, mechanical, photocopying, recording, broadcasting or otherwise now known or herein after developed without the previous express consent by the copyright owner, except for reproduction in daily press and regular printed publications on sale to the public within 60 days of the event related to those data/results and always provided that copyright symbol appears together as follows below.

© DORNA WSBK ORGANIZATION Srl 2019





Donington Park 4.023 m

1 / 4

Prosecco DOC UK Round, 5-7 July 2019
Lap Chart Race 2

Lap																							
	1	2	3	4	5	6	7	8	9	10	11	12	13	14	15	16	17	18	19	20	21	22	23
1	1	1	54	54	54	1	1	54	54	54	54	1	1	1	1	1	1	1	1	1	1	1	1
2	54	54	1	1	1	54	54	1	1	1	1	54	54	54	54	54	54	54	54	54	54	54	54
3	91	91	91	91	91	91	91	91	91	91	91	91	19	19	19	19	19	19	19	19	19	19	19
4	19	19	19	19	19	19	19	19	19	19	19	19	91	91	91	91	91	91	91	91	22	22	22
5	7	7	7	7	7	7	7	76	76	76	76	76	76	76	76	22	22	22	22	22	91	91	91
6	60	22	22	76	76	76	22	22	22	22	22	22	22	22	22	76	76	76	76	76	76	76	76
7	22	76	76	22	22	22	7	7	7	7	66	66	66	66	66	66	66	66	66	66	66	66	66
8	76	60	66	66	66	66	66	66	66	66	66	7	7	7	7	7	60	60	60	60	60	60	60
9	66	66	60	60	60	60	60	60	60	60	60	60	60	60	60	7	7	7	7	7	7	7	7
10	81	33	33	33	33	33	33	33	33	33	33	33	33	33	33	33	33	33	33	33	33	33	33
11	33	10	10	10	10	10	10	10	10	10	10	10	10	10	10	10	10	10	10	10	10	10	10
12	10	21	21	21	21	21	21	21	21	21	21	21	21	21	21	21	21	21	21	21	21	21	21
13	11	11	52	52	52	52	11	11	11	11	11	11	11	11	11	11	52	52	52	52	11	11	11
14	21	52	11	11	11	11	52	52	52	52	52	52	52	52	52	52	11	11	11	11	52	52	36
15	52	23	23	23	23	36	36	36	36	36	36	36	36	36	36	36	36	36	36	36	36	36	52
16	23	36	36	36	36	23	23	23	23	23	23	23	23	23	23	23	23	23	23	23	23	23	23
17	36																						

Final Result		
1	1 J. REA	Laps 23
2	54 T. RAZGATLIOGLU	0.365
3	19 A. BAUTISTA	5.930
4	22 A. LOWES	6.334
5	91 L. HASLAM	6.833
6	76 L. BAZ	7.441
7	66 T. SYKES	8.542
8	60 M. VAN DER MARK	14.850
9	7 C. DAVIES	18.124
10	33 M. MELANDRI	29.115
11	10 P. HICKMAN	34.620
12	21 M. RINALDI	34.824
13	11 S. CORTESE	51.627
14	36 L. MERCADO	52.879
15	52 A. DELBIANCO	54.821
16	23 R. KIYONARI	1'07.330
RET	81 J. TORRES	22 Laps

07/07/2019

These data/results cannot be reproduced, stored and/or transmitted in whole or in part by any manner of electronic, mechanical, photocopying, recording, broadcasting or otherwise now known or herein after developed without the previous express consent by the copyright owner, except for reproduction in daily press and regular printed publications on sale to the public within 60 days of the event related to those data/results and always provided that copyright symbol appears together as follows below.

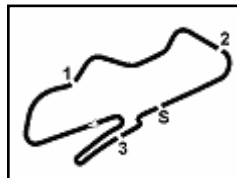
© DORNA WSBK ORGANIZATION Srl 2019

PIRELLI PERUGIA TIMING


Official Tyre Supplier



Official Timekeeper



Donington Park 4.023 m

Prosecco DOC UK Round, 5-7 July 2019
Lap Chart Race 2
2 / 4

Lap 1		
1	1 J.Rea	1'31.109
2	54 T.Razgatioglu	0.351
3	91 L.Haslam	0.823
4	19 A.Bautista	1.069
5	7 C.Davies	1.277
6	60 M.van der Mark	1.937
7	22 A.Lowes	2.060
8	76 L.Baz	2.278
9	66 T.Sykes	2.470
10	81 J.Torres	2.844
11	33 M.Melandri	3.348
12	10 P.Hickman	3.674
13	11 S.Cortese	4.024
14	21 M.Rinaldi	4.272
15	52 A.Delbianco	4.928
16	23 R.Kiyonari	5.666
17	36 L.Mercado	6.914

Lap 5		
1	54 T.Razgatioglu	7'24.071
2	1 J.Rea	0.176
3	91 L.Haslam	0.467
4	19 A.Bautista	0.752
5	7 C.Davies	1.984
6	76 L.Baz	2.696
7	22 A.Lowes	3.057
8	66 T.Sykes	3.406
9	60 M.van der Mark	5.119
10	33 M.Melandri	5.272
11	10 P.Hickman	8.833
12	21 M.Rinaldi	9.911
13	52 A.Delbianco	12.396
14	11 S.Cortese	12.734
15	23 R.Kiyonari	17.605
16	36 L.Mercado	18.114

1	54 T.Razgatioglu	13'17.436
2	1 J.Rea	0.248
3	91 L.Haslam	0.615
4	19 A.Bautista	0.930
5	76 L.Baz	2.638
6	22 A.Lowes	3.106
7	7 C.Davies	3.833
8	66 T.Sykes	4.688
9	60 M.van der Mark	6.298
10	33 M.Melandri	9.072
11	10 P.Hickman	14.152
12	21 M.Rinaldi	16.940
13	11 S.Cortese	20.117
14	52 A.Delbianco	20.636
15	36 L.Mercado	26.021
16	23 R.Kiyonari	29.029

Lap 14		
1	1 J.Rea	20'38.942
2	54 T.Razgatioglu	0.323
3	19 A.Bautista	0.924
4	91 L.Haslam	1.547
5	76 L.Baz	2.461
6	22 A.Lowes	2.749
7	66 T.Sykes	4.614
8	7 C.Davies	7.348
9	60 M.van der Mark	8.292
10	33 M.Melandri	13.911
11	10 P.Hickman	20.656
12	21 M.Rinaldi	24.773
13	11 S.Cortese	28.502
14	52 A.Delbianco	28.943
15	36 L.Mercado	35.648
16	23 R.Kiyonari	42.080

Lap 2		
1	1 J.Rea	2'59.210
2	54 T.Razgatioglu	0.277
3	91 L.Haslam	0.838
4	19 A.Bautista	1.155
5	7 C.Davies	1.821
6	22 A.Lowes	2.333
7	76 L.Baz	2.704
8	60 M.van der Mark	3.363
9	66 T.Sykes	3.447
10	33 M.Melandri	3.918
11	10 P.Hickman	5.131
12	21 M.Rinaldi	6.397
13	11 S.Cortese	6.769
14	52 A.Delbianco	6.998
15	23 R.Kiyonari	8.958
16	36 L.Mercado	12.442

Lap 6		
1	1 J.Rea	8'52.458
2	54 T.Razgatioglu	0.201
3	91 L.Haslam	0.578
4	19 A.Bautista	0.833
5	7 C.Davies	2.067
6	76 L.Baz	2.583
7	22 A.Lowes	2.929
8	66 T.Sykes	3.439
9	60 M.van der Mark	5.356
10	33 M.Melandri	6.205
11	10 P.Hickman	10.172
12	21 M.Rinaldi	11.681
13	52 A.Delbianco	14.198
14	11 S.Cortese	14.366
15	36 L.Mercado	20.630
16	23 R.Kiyonari	21.074

Lap 10		
1	54 T.Razgatioglu	14'45.533
2	1 J.Rea	0.274
3	91 L.Haslam	0.730
4	19 A.Bautista	1.189
5	76 L.Baz	2.838
6	22 A.Lowes	3.230
7	7 C.Davies	4.624
8	66 T.Sykes	5.020
9	60 M.van der Mark	7.119
10	33 M.Melandri	10.392
11	10 P.Hickman	15.414
12	21 M.Rinaldi	18.849
13	11 S.Cortese	22.117
14	52 A.Delbianco	22.588
15	36 L.Mercado	28.105
16	23 R.Kiyonari	32.034

Lap 15		
1	1 J.Rea	22'07.165
2	54 T.Razgatioglu	0.413
3	19 A.Bautista	1.001
4	91 L.Haslam	1.895
5	76 L.Baz	2.572
6	22 A.Lowes	2.810
7	66 T.Sykes	4.712
8	7 C.Davies	7.948
9	60 M.van der Mark	8.820
10	33 M.Melandri	15.033
11	10 P.Hickman	22.446
12	21 M.Rinaldi	25.881
13	11 S.Cortese	31.382
14	52 A.Delbianco	31.604
15	36 L.Mercado	37.692
16	23 R.Kiyonari	44.397

Lap 3		
1	54 T.Razgatioglu	4'27.260
2	1 J.Rea	0.262
3	91 L.Haslam	0.801
4	19 A.Bautista	1.125
5	7 C.Davies	2.175
6	22 A.Lowes	2.609
7	76 L.Baz	2.964
8	66 T.Sykes	3.504
9	60 M.van der Mark	4.299
10	33 M.Melandri	4.534
11	10 P.Hickman	6.720
12	21 M.Rinaldi	7.770
13	52 A.Delbianco	9.089
14	11 S.Cortese	9.506
15	23 R.Kiyonari	12.045
16	36 L.Mercado	14.708

Lap 7		
1	1 J.Rea	10'20.861
2	54 T.Razgatioglu	0.264
3	91 L.Haslam	0.627
4	19 A.Bautista	0.922
5	76 L.Baz	2.501
6	22 A.Lowes	2.892
7	7 C.Davies	3.139
8	66 T.Sykes	3.445
9	60 M.van der Mark	5.537
10	33 M.Melandri	6.839
11	10 P.Hickman	11.804
12	21 M.Rinaldi	13.143
13	11 S.Cortese	16.410
14	52 A.Delbianco	16.702
15	36 L.Mercado	22.335
16	23 R.Kiyonari	23.686

Lap 11		
1	54 T.Razgatioglu	16'13.765
2	1 J.Rea	0.262
3	91 L.Haslam	1.194
4	19 A.Bautista	1.417
5	76 L.Baz	2.874
6	22 A.Lowes	3.316
7	66 T.Sykes	5.251
8	7 C.Davies	5.799
9	60 M.van der Mark	7.630
10	33 M.Melandri	11.440
11	10 P.Hickman	16.934
12	21 M.Rinaldi	20.842
13	11 S.Cortese	23.905
14	52 A.Delbianco	24.346
15	36 L.Mercado	30.247
16	23 R.Kiyonari	35.139

Lap 16		
1	1 J.Rea	23'35.436
2	54 T.Razgatioglu	0.224
3	19 A.Bautista	1.048
4	91 L.Haslam	2.182
5	22 A.Lowes	3.040
6	76 L.Baz	3.337
7	66 T.Sykes	4.388
8	7 C.Davies	8.833
9	60 M.van der Mark	9.189
10	33 M.Melandri	15.904
11	10 P.Hickman	23.816
12	21 M.Rinaldi	26.924
13	11 S.Cortese	33.415
14	52 A.Delbianco	33.732
15	36 L.Mercado	39.831
16	23 R.Kiyonari	46.896

Lap 4		
1	54 T.Razgatioglu	5'55.554
2	1 J.Rea	0.236
3	91 L.Haslam	0.597
4	19 A.Bautista	0.926
5	7 C.Davies	2.258
6	76 L.Baz	2.953
7	22 A.Lowes	3.177
8	66 T.Sykes	3.439
9	60 M.van der Mark	4.912
10	33 M.Melandri	5.155
11	10 P.Hickman	7.850
12	21 M.Rinaldi	8.815
13	52 A.Delbianco	10.705
14	11 S.Cortese	11.202
15	23 R.Kiyonari	15.065
16	36 L.Mercado	16.398

Lap 8		
1	54 T.Razgatioglu	11'49.111
2	1 J.Rea	0.126
3	91 L.Haslam	0.612
4	19 A.Bautista	0.923
5	76 L.Baz	2.574
6	22 A.Lowes	2.904
7	7 C.Davies	3.429
8	66 T.Sykes	4.215
9	60 M.van der Mark	6.052
10	33 M.Melandri	7.883
11	10 P.Hickman	12.987
12	21 M.Rinaldi	14.856
13	11 S.Cortese	18.247
14	52 A.Delbianco	18.736
15	36 L.Mercado	24.087
16	23 R.Kiyonari	26.176

Lap 12		
1	1 J.Rea	17'42.599
2	54 T.Razgatioglu	0.324
3	91 L.Haslam	0.677
4	19 A.Bautista	0.934
5	76 L.Baz	2.382
6	22 A.Lowes	2.759
7	66 T.Sykes	4.651
8	7 C.Davies	5.925
9	60 M.van der Mark	7.312
10	33 M.Melandri	11.567
11	10 P.Hickman	17.413
12	21 M.Rinaldi	22.155
13	11 S.Cortese	25.061
14	52 A.Delbianco	25.497
15	36 L.Mercado	31.763
16	23 R.Kiyonari	36.875

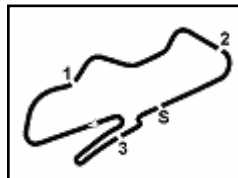
Lap 17		
1	1 J.Rea	25'03.484
2	54 T.Razgatioglu	0.302
3	19 A.Bautista	1.527
4	91 L.Haslam	3.065

Lap 13		
1	1 J.Rea	19'10.911
2	54 T.Razgatioglu	0.443

07/07/2019

These data/results cannot be reproduced, stored and/or transmitted in whole or in part by any manner of electronic, mechanical, photocopying, recording, broadcasting or otherwise now known or herein after developed without the previous express consent by the copyright owner, except for reproduction in daily press and regular printed publications on sale to the public within 60 days of the event related to those data/results and always provided that copyright symbol appears together as follows below.

© DORNA WSBK ORGANIZATION Srl 2019



Donington Park 4.023 m

3 / 4

Prosecco DOC UK Round, 5-7 July 2019
Lap Chart Race 2

5	22	A.Lowes	3.399	7	66	T.Sykes	7.545
6	76	L.Baz	3.904	8	60	M.van der Mark	13.046
7	66	T.Sykes	4.598	9	7	C.Davies	15.015
8	60	M.van der Mark	9.880	10	33	M.Melandri	24.667
9	7	C.Davies	10.147	11	10	P.Hickman	31.469
10	33	M.Melandri	17.282	12	21	M.Rinaldi	32.374
11	10	P.Hickman	25.568	13	11	S.Cortese	47.151
12	21	M.Rinaldi	27.946	14	52	A.Delbianco	47.563
13	11	S.Cortese	35.931	15	36	L.Mercado	48.841
14	52	A.Delbianco	36.385	16	23	R.Kiyonari	1'02.228
15	36	L.Mercado	41.722				
16	23	R.Kiyonari	49.912				

Lap 22

1	1	J.Rea	32'23.909	1	1	J.Rea	32'23.909
2	54	T.Razgattlioglu	0.530	2	54	T.Razgattlioglu	0.530
3	19	A.Bautista	5.021	3	19	A.Bautista	5.021
4	22	A.Lowes	6.127	4	22	A.Lowes	6.127
5	91	L.Haslam	6.378	5	91	L.Haslam	6.378
6	76	L.Baz	6.975	6	76	L.Baz	6.975
7	66	T.Sykes	7.922	7	66	T.Sykes	7.922
8	60	M.van der Mark	14.079	8	60	M.van der Mark	14.079
9	7	C.Davies	16.516	9	7	C.Davies	16.516
10	33	M.Melandri	26.137	10	33	M.Melandri	26.137
11	10	P.Hickman	33.080	11	10	P.Hickman	33.080
12	21	M.Rinaldi	33.569	12	21	M.Rinaldi	33.569
13	11	S.Cortese	49.337	13	11	S.Cortese	49.337
14	52	A.Delbianco	50.012	14	52	A.Delbianco	50.012
15	36	L.Mercado	50.806	15	36	L.Mercado	50.806
16	23	R.Kiyonari	1'04.841	16	23	R.Kiyonari	1'04.841

Lap 23

1	1	J.Rea	33'51.931	1	1	J.Rea	33'51.931
2	54	T.Razgattlioglu	0.365	2	54	T.Razgattlioglu	0.365
3	19	A.Bautista	5.930	3	19	A.Bautista	5.930
4	22	A.Lowes	6.334	4	22	A.Lowes	6.334
5	91	L.Haslam	6.833	5	91	L.Haslam	6.833
6	76	L.Baz	7.441	6	76	L.Baz	7.441
7	66	T.Sykes	8.542	7	66	T.Sykes	8.542
8	60	M.van der Mark	14.850	8	60	M.van der Mark	14.850
9	7	C.Davies	18.124	9	7	C.Davies	18.124
10	33	M.Melandri	29.115	10	33	M.Melandri	29.115
11	10	P.Hickman	34.620	11	10	P.Hickman	34.620
12	21	M.Rinaldi	34.824	12	21	M.Rinaldi	34.824
13	11	S.Cortese	51.627	13	11	S.Cortese	51.627
14	36	L.Mercado	52.879	14	36	L.Mercado	52.879
15	52	A.Delbianco	54.821	15	52	A.Delbianco	54.821
16	23	R.Kiyonari	1'07.330	16	23	R.Kiyonari	1'07.330

Lap 20

1	1	J.Rea	29'27.906	1	1	J.Rea	29'27.906
2	54	T.Razgattlioglu	0.423	2	54	T.Razgattlioglu	0.423
3	19	A.Bautista	3.738	3	19	A.Bautista	3.738
4	91	L.Haslam	4.998	4	91	L.Haslam	4.998
5	22	A.Lowes	5.164	5	22	A.Lowes	5.164
6	76	L.Baz	5.733	6	76	L.Baz	5.733
7	66	T.Sykes	7.306	7	66	T.Sykes	7.306
8	60	M.van der Mark	12.299	8	60	M.van der Mark	12.299
9	7	C.Davies	13.869	9	7	C.Davies	13.869
10	33	M.Melandri	22.780	10	33	M.Melandri	22.780
11	10	P.Hickman	30.186	11	10	P.Hickman	30.186
12	21	M.Rinaldi	31.473	12	21	M.Rinaldi	31.473
13	52	A.Delbianco	44.546	13	52	A.Delbianco	44.546
14	11	S.Cortese	44.702	14	11	S.Cortese	44.702
15	36	L.Mercado	47.298	15	36	L.Mercado	47.298
16	23	R.Kiyonari	59.598	16	23	R.Kiyonari	59.598

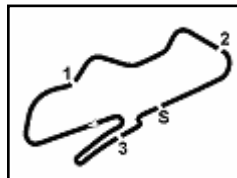
Lap 21

1	1	J.Rea	30'56.058	1	1	J.Rea	30'56.058
2	54	T.Razgattlioglu	0.364	2	54	T.Razgattlioglu	0.364
3	19	A.Bautista	4.334	3	19	A.Bautista	4.334
4	22	A.Lowes	5.376	4	22	A.Lowes	5.376
5	91	L.Haslam	5.616	5	91	L.Haslam	5.616
6	76	L.Baz	6.280	6	76	L.Baz	6.280

07/07/2019

These data/results cannot be reproduced, stored and/or transmitted in whole or in part by any manner of electronic, mechanical, photocopying, recording, broadcasting or otherwise now known or herein after developed without the previous express consent by the copyright owner, except for reproduction in daily press and regular printed publications on sale to the public within 60 days of the event related to those data/results and always provided that copyright symbol appears together as follows below.

© DORNA WSBK ORGANIZATION Srl 2019



Donington Park 4.023 m

4 / 4

Prosecco DOC UK Round, 5-7 July 2019
Lap Chart Race 2
Race Pace Comparison

	1 Rea	54 Raz	19 Bau	22 Low	91 Has	76 Baz	66 Syk	60 vdM	7 Dav	33 Mel	10 Hic	21 Rin	11 Cor	36 Mer
1	1'31.109	1'31.460	1'32.178	1'33.169	1'31.932	1'33.387	1'33.579	1'33.046	1'32.386	1'34.457	1'34.783	1'35.381	1'35.133	1'38.023
2	1'28.101	1'28.027	1'28.187	1'28.374	1'28.116	1'28.527	1'29.078	1'29.527	1'28.645	1'28.671	1'29.558	1'30.226	1'30.846	1'33.629
3	1'28.312	1'27.773	1'28.020	1'28.326	1'28.013	1'28.310	1'28.107	1'28.986	1'28.404	1'28.666	1'29.639	1'29.423	1'30.787	1'30.316
4	1'28.268	1'28.294	1'28.095	1'28.862	1'28.090	1'28.283	1'28.229	1'28.907	1'28.377	1'28.915	1'29.424	1'29.339	1'29.990	1'29.984
5	1'28.457	1'28.517	1'28.343	1'28.397	1'28.387	1'28.260	1'28.484	1'28.724	1'28.243	1'28.634	1'29.500	1'29.613	1'30.049	1'30.233
6	1'28.211	1'28.588	1'28.468	1'28.259	1'28.498	1'28.274	1'28.420	1'28.624	1'28.470	1'29.320	1'29.726	1'30.157	1'30.019	1'30.903
7	1'28.403	1'28.466	1'28.492	1'28.366	1'28.452	1'28.321	1'28.409	1'28.584	1'29.475	1'29.037	1'30.035	1'29.865	1'30.447	1'30.108
8	1'28.376	1'27.986	1'28.251	1'28.262	1'28.235	1'28.323	1'29.020	1'28.765	1'28.540	1'29.294	1'29.433	1'29.963	1'30.087	1'30.002
9	1'28.447	1'28.325	1'28.332	1'28.527	1'28.328	1'28.389	1'28.798	1'28.571	1'28.729	1'29.514	1'29.490	1'30.409	1'30.195	1'30.259
10	1'28.123	1'28.097	1'28.356	1'28.221	1'28.212	1'28.297	1'28.429	1'28.918	1'28.888	1'29.417	1'29.359	1'30.006	1'30.097	1'30.181
11	1'28.220	1'28.232	1'28.460	1'28.318	1'28.696	1'28.268	1'28.463	1'28.743	1'29.407	1'29.280	1'29.752	1'30.225	1'30.020	1'30.374
12	1'28.572	1'29.158	1'28.351	1'28.277	1'28.317	1'28.342	1'28.234	1'28.516	1'28.960	1'28.961	1'29.313	1'30.147	1'29.990	1'30.350
13	1'28.312	1'28.431	1'28.268	1'28.192	1'28.834	1'28.250	1'28.242	1'28.726	1'28.894	1'29.656	1'29.950	1'29.629	1'29.885	1'30.018
14	1'28.031	1'27.911	1'28.065	1'28.141	1'28.379	1'28.172	1'28.064	1'28.597	1'28.872	1'29.031	1'29.636	1'29.332	1'29.899	1'30.210
15	1'28.223	1'28.313	1'28.300	1'28.284	1'28.571	1'28.334	1'28.321	1'28.751	1'28.823	1'29.345	1'30.013	1'29.331	1'31.103	1'30.267
16	1'28.271	1'28.082	1'28.318	1'28.501	1'28.558	1'29.036	1'27.947	1'28.640	1'29.156	1'29.142	1'29.641	1'29.314	1'30.304	1'30.410
17	1'28.048	1'28.126	1'28.527	1'28.407	1'28.931	1'28.615	1'28.258	1'28.739	1'29.362	1'29.426	1'29.800	1'29.070	1'30.564	1'29.939
18	1'28.171	1'28.229	1'28.953	1'28.813	1'28.962	1'28.674	1'28.811	1'28.747	1'29.300	1'29.497	1'29.919	1'29.514	1'31.449	1'29.906
19	1'28.088	1'28.009	1'28.980	1'28.798	1'28.864	1'28.774	1'29.679	1'29.076	1'29.430	1'29.740	1'29.717	1'29.045	1'30.957	1'30.229
20	1'28.163	1'28.305	1'28.700	1'28.576	1'28.529	1'28.803	1'28.640	1'29.018	1'29.414	1'30.683	1'29.404	1'29.390	1'30.787	1'29.863
21	1'28.152	1'28.093	1'28.748	1'28.364	1'28.770	1'28.699	1'28.391	1'28.899	1'29.298	1'30.039	1'29.435	1'29.053	1'30.601	1'29.695
22	1'27.851	1'28.017	1'28.538	1'28.602	1'28.613	1'28.546	1'28.228	1'28.884	1'29.352	1'29.321	1'29.462	1'29.046	1'30.037	1'29.816
23	1'28.022	1'27.857	1'28.931	1'28.229	1'28.477	1'28.488	1'28.642	1'28.793	1'29.630	1'31.000	1'29.562	1'29.277	1'30.312	1'30.095

	52 Del	23 Kiy	81 Tor
1	1'36.037	1'36.775	1'33.953
2	1'30.171	1'31.393	
3	1'30.141	1'31.137	
4	1'29.910	1'31.314	
5	1'30.208	1'31.057	
6	1'30.189	1'31.856	
7	1'30.907	1'31.015	
8	1'30.284	1'30.740	
9	1'30.225	1'31.178	
10	1'30.049	1'31.102	
11	1'29.990	1'31.337	
12	1'29.985	1'30.570	
13	1'29.872	1'30.593	
14	1'29.917	1'30.955	
15	1'30.884	1'30.540	
16	1'30.399	1'30.770	
17	1'30.701	1'31.064	
18	1'30.532	1'31.205	
19	1'31.158	1'31.523	
20	1'30.893	1'31.380	
21	1'31.169	1'30.782	
22	1'30.300	1'30.464	
23	1'32.831	1'30.511	

07/07/2019

These data/results cannot be reproduced, stored and/or transmitted in whole or in part by any manner of electronic, mechanical, photocopying, recording, broadcasting or otherwise now known or herein after developed without the previous express consent by the copyright owner, except for reproduction in daily press and regular printed publications on sale to the public within 60 days of the event related to those data/results and always provided that copyright symbol appears together as follows below.

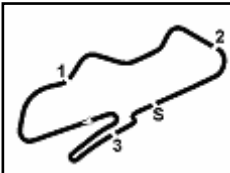
© DORNA WSBK ORGANIZATION Srl 2019

PIRELLI PERUGIA TIMING


Official Tyre Supplier



Official Timekeeper



Prosecco DOC UK Round, 5-7 July 2019 Best Sectors & Speed Race 2

RESULTS			
1	1 J. REA	Kawasaki ZX-10RR	Laps 23
2	54 T. RAZGATLIOGLU	Kawasaki ZX-10RR	0.365
3	19 A. BAUTISTA	Ducati Panigale V4 R	5.930
4	22 A. LOWES	Yamaha YZF R1	6.334
5	91 L. HASLAM	Kawasaki ZX-10RR	6.833
6	76 L. BAZ	Yamaha YZF R1	7.441
7	66 T. SYKES	BMW S1000 RR	8.542
8	60 M. VAN DER MARK	Yamaha YZF R1	14.850
9	7 C. DAVIES	Ducati Panigale V4 R	18.124
10	33 M. MELANDRI	Yamaha YZF R1	29.115
11	10 P. HICKMAN	BMW S1000 RR	34.620
12	21 M. RINALDI	Ducati Panigale V4 R	34.824
13	11 S. CORTESE	Yamaha YZF R1	51.627
14	36 L. MERCADO	Kawasaki ZX-10RR	52.879
15	52 A. DELBIANCO	Honda CBR1000RR	54.821
16	23 R. KIYONARI	Honda CBR1000RR	1'07.330
RET	81 J. TORRES	Kawasaki ZX-10RR	22 Laps


SPEED		
1	19 A. BAUTISTA	Ducati Panigale V4 R 277.9
2	21 M. RINALDI	Ducati Panigale V4 R 275.8
3	7 C. DAVIES	Ducati Panigale V4 R 275.1
4	91 L. HASLAM	Kawasaki ZX-10RR 273.7
5	22 A. LOWES	Yamaha YZF R1 273.7
6	66 T. SYKES	BMW S1000 RR 272.3
7	33 M. MELANDRI	Yamaha YZF R1 272.3
8	54 T. RAZGATLIOGLU	Kawasaki ZX-10RR 270.9
9	1 J. REA	Kawasaki ZX-10RR 270.9
10	60 M. VAN DER MARK	Yamaha YZF R1 269.6
11	23 R. KIYONARI	Honda CBR1000RR 268.9
12	81 J. TORRES	Kawasaki ZX-10RR 267.5
13	76 L. BAZ	Yamaha YZF R1 266.9
14	36 L. MERCADO	Kawasaki ZX-10RR 265.6
15	10 P. HICKMAN	BMW S1000 RR 264.9
16	11 S. CORTESE	Yamaha YZF R1 264.9
17	52 A. DELBIANCO	Honda CBR1000RR 260.4

SEG. 1		SEG. 2		SEG. 3		SEG. 4	
1	66 T. SYKES 18.709	1	91 L. HASLAM 23.950	1	19 A. BAUTISTA 21.760	1	54 T. RAZGATLIOGLU 22.884
2	54 T. RAZGATLIOGLU 18.757	2	66 T. SYKES 24.007	2	1 J. REA 21.841	2	7 C. DAVIES 22.897
3	19 A. BAUTISTA 18.788	3	22 A. LOWES 24.030	3	91 L. HASLAM 21.856	3	1 J. REA 22.934
4	76 L. BAZ 18.808	4	1 J. REA 24.038	4	54 T. RAZGATLIOGLU 21.861	4	76 L. BAZ 23.031
5	1 J. REA 18.812	5	19 A. BAUTISTA 24.111	5	22 A. LOWES 21.950	5	19 A. BAUTISTA 23.039
6	22 A. LOWES 18.837	6	54 T. RAZGATLIOGLU 24.119	6	76 L. BAZ 21.965	6	66 T. SYKES 23.047
7	91 L. HASLAM 18.864	7	76 L. BAZ 24.131	7	66 T. SYKES 22.015	7	22 A. LOWES 23.085
8	60 M. VAN DER MARK 18.875	8	7 C. DAVIES 24.169	8	60 M. VAN DER MARK 22.019	8	91 L. HASLAM 23.127
9	21 M. RINALDI 18.929	9	60 M. VAN DER MARK 24.189	9	33 M. MELANDRI 22.087	9	60 M. VAN DER MARK 23.184
10	33 M. MELANDRI 18.938	10	33 M. MELANDRI 24.202	10	21 M. RINALDI 22.099	10	33 M. MELANDRI 23.201
11	7 C. DAVIES 18.963	11	21 M. RINALDI 24.323	11	10 P. HICKMAN 22.150	11	21 M. RINALDI 23.291
12	10 P. HICKMAN 19.059	12	81 J. TORRES 24.350	12	7 C. DAVIES 22.155	12	36 L. MERCADO 23.322
13	81 J. TORRES 19.095	13	10 P. HICKMAN 24.399	13	11 S. CORTESE 22.279	13	11 S. CORTESE 23.345
14	52 A. DELBIANCO 19.111	14	52 A. DELBIANCO 24.468	14	52 A. DELBIANCO 22.288	14	23 R. KIYONARI 23.379
15	36 L. MERCADO 19.185	15	36 L. MERCADO 24.611	15	36 L. MERCADO 22.373	15	10 P. HICKMAN 23.423
16	11 S. CORTESE 19.238	16	11 S. CORTESE 24.617	16	23 R. KIYONARI 22.409	16	52 A. DELBIANCO 23.485
17	23 R. KIYONARI 19.411	17	23 R. KIYONARI 24.835	17	81 J. TORRES 22.449	17	81 J. TORRES 23.657

07/07/2019

These data/results cannot be reproduced, stored and/or transmitted in whole or in part by any manner of electronic, mechanical, photocopying, recording, broadcasting or otherwise now known or herein after developed without the previous express consent by the copyright owner, except for reproduction in daily press and regular printed publications on sale to the public within 60 days of the event related to those data/results and always provided that copyright symbol appears together as follows below.

© DORNA WSBK ORGANIZATION Srl 2019



Donington Park 4.023 m

Prosecco DOC UK Round, 5-7 July 2019

Chronological Analysis Race 2

Start at 14:00'07.885

2 / 4

21	18.920	24.260	22.065	23.525	1'28.770	268,2	14:31'09.559	6	18.961	24.189	22.164	23.310	1'28.624	268,2	14:09'05.699
22	19.004	24.209	22.099	23.301	1'28.613	270,2	14:32'38.172	7	18.955	24.252	22.103	23.274	1'28.584	264,3	14:10'34.283
23	18.946	24.129	21.979	23.423	1'28.477	270,2	14:34'06.649	8	18.879	24.280	22.113	23.493	1'28.765	266,9	14:12'03.048

Race Time 33'58.764

9	18.955	24.273	22.064	23.279	1'28.571	266,9	14:13'31.619	9	18.955	24.273	22.064	23.279	1'28.571	266,9	14:13'31.619
10	18.956	24.276	22.124	23.562	1'28.918	268,2	14:15'00.537	10	18.956	24.276	22.124	23.562	1'28.918	268,2	14:15'00.537
11	18.983	24.288	22.070	23.402	1'28.743	269,6	14:16'29.280	11	18.983	24.288	22.070	23.402	1'28.743	269,6	14:16'29.280
12	18.875	24.286	22.055	23.300	1'28.516	269,6	14:17'57.796	12	18.875	24.286	22.055	23.300	1'28.516	269,6	14:17'57.796
13	18.967	24.459	22.019	23.281	1'28.726	269,6	14:19'26.522	13	18.967	24.459	22.019	23.281	1'28.726	269,6	14:19'26.522
14	18.927	24.318	22.061	23.291	1'28.597	268,2	14:20'55.119	14	18.927	24.318	22.061	23.291	1'28.597	268,2	14:20'55.119
15	18.976	24.428	22.064	23.283	1'28.751	268,9	14:22'23.870	15	18.976	24.428	22.064	23.283	1'28.751	268,9	14:22'23.870
16	18.924	24.240	22.160	23.316	1'28.640	266,2	14:23'52.510	16	18.924	24.240	22.160	23.316	1'28.640	266,2	14:23'52.510
17	18.955	24.405	22.174	23.205	1'28.739	263,6	14:25'21.249	17	18.955	24.405	22.174	23.205	1'28.739	263,6	14:25'21.249
18	19.015	24.376	22.162	23.194	1'28.747	267,5	14:26'49.996	18	19.015	24.376	22.162	23.194	1'28.747	267,5	14:26'49.996
19	19.193	24.421	22.135	23.327	1'29.076	266,2	14:28'19.072	19	19.193	24.421	22.135	23.327	1'29.076	266,2	14:28'19.072
20	19.037	24.462	22.335	23.184	1'29.018	264,3	14:29'48.090	20	19.037	24.462	22.335	23.184	1'29.018	264,3	14:29'48.090
21	18.977	24.443	22.287	23.192	1'28.899	264,9	14:31'16.989	21	18.977	24.443	22.287	23.192	1'28.899	264,9	14:31'16.989
22	19.096	24.503	22.080	23.205	1'28.884	266,2	14:32'45.873	22	19.096	24.503	22.080	23.205	1'28.884	266,2	14:32'45.873
23	19.003	24.392	22.121	23.277	1'28.793	266,9	14:34'14.666	23	19.003	24.392	22.121	23.277	1'28.793	266,9	14:34'14.666

Race Time 34'06.781

6°		76 L. BAZ (1'28.172)					
Lap	Seg.1	Seg.2	Seg.3	Seg.4	Lap Time	km/h	Local Time
1		24.837	22.146	23.558	1'33.387	266,9	14:01'41.272
2	19.068	24.144	22.025	23.290	1'28.527	264,9	14:03'09.799
3	18.914	24.131	22.050	23.215	1'28.310	266,9	14:04'38.109
4	18.846	24.145	22.012	23.280	1'28.283	265,6	14:06'06.392
5	18.870	24.158	22.201	23.031	1'28.260	263,6	14:07'34.652
6	18.808	24.177	22.097	23.192	1'28.274	263,0	14:09'02.926
7	18.820	24.161	22.148	23.192	1'28.321	264,3	14:10'31.247
8	18.865	24.285	21.985	23.188	1'28.323	263,6	14:11'59.570
9	18.856	24.252	22.080	23.201	1'28.389	260,4	14:13'27.959
10	18.845	24.234	21.987	23.231	1'28.297	264,9	14:14'56.256
11	18.894	24.190	22.016	23.168	1'28.268	263,0	14:16'24.524
12	18.890	24.269	22.018	23.165	1'28.342	263,0	14:17'52.866
13	18.911	24.228	21.965	23.146	1'28.250	263,6	14:19'21.116
14	18.808	24.197	22.061	23.106	1'28.172	266,2	14:20'49.288
15	18.836	24.231	21.996	23.271	1'28.334	259,2	14:22'17.622
16	18.868	24.256	22.361	23.551	1'29.036	263,6	14:23'46.658
17	18.938	24.216	22.134	23.327	1'28.615	266,2	14:25'15.273
18	18.939	24.307	22.055	23.373	1'28.674	265,6	14:26'43.947
19	18.981	24.407	22.101	23.285	1'28.774	266,2	14:28'12.721
20	18.950	24.340	22.147	23.366	1'28.803	263,6	14:29'41.524
21	18.920	24.329	22.164	23.286	1'28.699	261,7	14:31'10.223
22	18.971	24.248	22.078	23.249	1'28.546	263,0	14:32'38.769
23	18.890	24.245	22.012	23.341	1'28.488	264,9	14:34'07.257

Race Time 33'59.372

7°		66 T. SYKES (1'27.947)					
Lap	Seg.1	Seg.2	Seg.3	Seg.4	Lap Time	km/h	Local Time
1		24.910	22.090	23.487	1'33.579	272,3	14:01'41.464
2	18.971	24.543	22.112	23.452	1'29.078	265,6	14:03'10.542
3	18.733	24.040	22.132	23.202	1'28.107	268,9	14:04'38.649
4	18.792	24.009	22.075	23.353	1'28.229	270,2	14:06'06.878
5	19.042	24.117	22.094	23.231	1'28.484	268,9	14:07'35.362
6	18.799	24.283	22.015	23.323	1'28.420	269,6	14:09'03.782
7	18.834	24.056	22.047	23.472	1'28.409	270,2	14:10'32.191
8	18.811	24.350	22.198	23.661	1'29.020	268,2	14:12'01.211
9	18.854	24.271	22.351	23.322	1'28.798	268,2	14:13'30.009
10	18.807	24.104	22.206	23.312	1'28.429	267,5	14:14'58.438
11	18.830	24.362	22.100	23.171	1'28.463	267,5	14:16'26.901
12	18.833	24.128	22.065	23.208	1'28.234	268,9	14:17'55.135
13	18.855	24.207	22.124	23.056	1'28.242	268,9	14:19'23.377
14	18.800	24.114	22.056	23.094	1'28.064	268,9	14:20'51.441
15	18.847	24.175	22.132	23.167	1'28.321	266,9	14:22'19.762
16	18.709	24.097	22.054	23.087	1'27.947	267,5	14:23'47.709
17	18.817	24.099	22.082	23.260	1'28.258	268,9	14:25'15.967
18	18.850	24.200	22.422	23.339	1'28.811	269,6	14:26'44.778
19	18.915	24.225	23.284	23.255	1'29.679	268,9	14:28'14.457
20	18.954	24.327	22.286	23.073	1'28.640	267,5	14:29'43.097
21	18.854	24.247	22.243	23.047	1'28.391	267,5	14:31'11.488
22	18.750	24.007	22.301	23.170	1'28.228	267,5	14:32'39.716
23	18.793	24.238	22.229	23.382	1'28.642	268,2	14:34'08.358

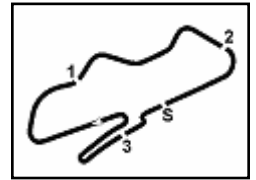
Race Time 34'00.473

8°		60 M. VAN DER MARK (1'28.516)					
Lap	Seg.1	Seg.2	Seg.3	Seg.4	Lap Time	km/h	Local Time
1		24.530	22.227	23.621	1'33.046	267,5	14:01'40.931
2	19.353	24.550	22.100	23.524	1'29.527	268,9	14:03'10.458
3	19.177	24.197	22.131	23.481	1'28.986	269,6	14:04'39.444
4	19.017	24.323	22.230	23.337	1'28.907	266,2	14:06'08.351
5	18.945	24.224	22.118	23.437	1'28.724	266,9	14:07'37.075

07/07/2019 P = Pits In/Out - C = Lap Time Cancelled

These data/results cannot be reproduced, stored and/or transmitted in whole or in part by any manner of electronic, mechanical, photocopying, recording, broadcasting or otherwise now known or herein after developed without the previous express consent by the copyright owner, except for reproduction in daily press and regular printed publications on sale to the public within 60 days of the event related to those data/results and always provided that copyright symbol appears together as follows below.

© DORNA WSBK ORGANIZATION Srl 2019



Prosecco DOC UK Round, 5-7 July 2019 Chronological Analysis Race 2

Donington Park 4.023 m

Start at 14:00'07.885

3 / 4

17	19.134	24.511	22.191	23.590	1'29.426	264,9	14:25'28.651	2	19.376	24.934	22.716	23.820	1'30.846	262,3	14:03'13.864	
18	19.204	24.486	22.361	23.446	1'29.497	263,6	14:26'58.148	3	19.405	24.853	22.851	23.678	1'30.787	251,9	14:04'44.651	
19	19.431	24.681	22.199	23.429	1'29.740	264,3	14:28'27.888	4	19.411	24.617	22.362	23.600	1'29.990	263,6	14:06'14.641	
20	19.318	24.775	22.982	23.608	1'30.683	263,6	14:29'58.571	5	19.347	24.764	22.437	23.501	1'30.049	263,0	14:07'44.690	
21	19.302	24.768	22.434	23.535	1'30.039	263,0	14:31'28.610	6	19.255	24.818	22.340	23.606	1'30.019	264,9	14:09'14.709	
22	19.284	24.478	22.280	23.279	1'29.321	263,6	14:32'57.931	7	19.701	24.931	22.281	23.534	1'30.447	264,9	14:10'45.156	
23	19.148	24.605	22.946	24.301	1'31.000	261,7	14:34'28.931	8	19.380	24.821	22.324	23.562	1'30.087	264,3	14:12'15.243	
									9	19.296	24.983	22.470	23.446	1'30.195	263,0	14:13'45.438
									10	19.252	24.879	22.382	23.584	1'30.097	262,3	14:15'15.535
									11	19.400	24.908	22.279	23.433	1'30.020	264,9	14:16'45.555
									12	19.385	24.690	22.467	23.448	1'29.990	263,6	14:18'15.545
									13	19.325	24.818	22.397	23.345	1'29.885	263,0	14:19'45.430
									14	19.269	24.755	22.295	23.580	1'29.899	262,3	14:21'15.329
									15	19.425	25.131	22.698	23.849	1'31.103	260,4	14:22'46.432
									16	19.376	24.936	22.418	23.574	1'30.304	263,0	14:24'16.736
									17	19.450	25.048	22.512	23.554	1'30.564	261,7	14:25'47.300
									18	19.555	25.567	22.668	23.659	1'31.449	259,8	14:27'18.749
									19	19.353	25.001	22.686	23.917	1'30.957	250,2	14:28'49.706
									20	19.548	25.012	22.619	23.608	1'30.787	257,9	14:30'20.493
									21	19.249	25.289	22.461	23.602	1'30.601	261,7	14:31'51.094
									22	19.402	24.842	22.353	23.440	1'30.037	260,4	14:33'21.131
									23	19.238	24.827	22.527	23.720	1'30.312	259,8	14:34'51.443
									Race Time 34'21.046							

11° 10 P. HICKMAN (1'29.313)

Lap	Seg.1	Seg.2	Seg.3	Seg.4	Lap Time	km/h	Local Time	
1		24.971	22.416	24.047	1'34.783	264,3	14:01'42.668	
2	19.140	24.399	22.278	23.741	1'29.558	264,9	14:03'12.226	
3	19.240	24.404	22.269	23.726	1'29.639	263,6	14:04'41.865	
4	19.116	24.438	22.201	23.669	1'29.424	263,6	14:06'11.289	
5	19.059	24.492	22.363	23.586	1'29.500	262,3	14:07'40.789	
6	19.239	24.575	22.363	23.549	1'29.726	261,7	14:09'10.515	
7	19.179	24.704	22.489	23.663	1'30.035	261,1	14:10'40.550	
8	19.073	24.531	22.327	23.502	1'29.433	262,3	14:12'09.983	
9	19.096	24.449	22.248	23.697	1'29.490	261,7	14:13'39.473	
10	19.181	24.427	22.150	23.601	1'29.359	261,7	14:15'08.832	
11	19.232	24.638	22.331	23.551	1'29.752	261,7	14:16'38.584	
12	19.147	24.434	22.156	23.576	1'29.313	263,0	14:18'07.897	
13	19.189	24.922	22.334	23.505	1'29.950	260,4	14:19'37.847	
14	19.160	24.620	22.281	23.575	1'29.636	261,7	14:21'07.483	
15	19.187	24.631	22.281	23.914	1'30.013	262,3	14:22'37.496	
16	19.100	24.646	22.310	23.585	1'29.641	261,7	14:24'07.137	
17	19.197	24.695	22.334	23.574	1'29.800	261,7	14:25'36.937	
18	19.303	24.668	22.337	23.611	1'29.919	262,3	14:27'06.856	
19	19.266	24.655	22.336	23.460	1'29.717	260,4	14:28'36.573	
20	19.122	24.498	22.361	23.423	1'29.404	262,3	14:30'05.977	
21	19.090	24.528	22.315	23.502	1'29.435	261,1	14:31'35.412	
22	19.062	24.516	22.304	23.580	1'29.462	261,7	14:33'04.874	
23	19.128	24.581	22.268	23.585	1'29.562	261,1	14:34'34.436	
Race Time 34'26.551								

14° 36 L. MERCADO (1'29.695)

Lap	Seg.1	Seg.2	Seg.3	Seg.4	Lap Time	km/h	Local Time	
1		25.264	22.694	26.277	1'38.023	264,3	14:01'45.908	
2	22.416	24.992	22.577	23.644	1'33.629	263,0	14:03'19.537	
3	19.310	24.776	22.626	23.604	1'30.316	261,7	14:04'49.853	
4	19.190	24.745	22.590	23.459	1'29.984	263,0	14:06'19.837	
5	19.304	24.737	22.638	23.554	1'30.233	264,3	14:07'50.070	
6	19.435	24.972	22.671	23.825	1'30.903	259,8	14:09'20.973	
7	19.320	24.698	22.582	23.508	1'30.108	260,4	14:10'51.081	
8	19.277	24.743	22.598	23.384	1'30.002	259,8	14:12'21.083	
9	19.411	24.806	22.628	23.414	1'30.259	261,1	14:13'51.342	
10	19.329	24.672	22.722	23.458	1'30.181	261,7	14:15'21.523	
11	19.295	24.914	22.598	23.567	1'30.374	260,4	14:16'51.897	
12	19.444	24.611	22.653	23.642	1'30.350	258,6	14:18'22.247	
13	19.404	24.685	22.564	23.365	1'30.018	261,1	14:19'52.265	
14	19.276	24.695	22.435	23.804	1'30.210	258,6	14:21'22.475	
15	19.412	24.773	22.506	23.576	1'30.267	260,4	14:22'52.742	
16	19.371	24.957	22.627	23.455	1'30.410	261,7	14:24'23.152	
17	19.289	24.757	22.453	23.440	1'29.939	261,7	14:25'53.091	
18	19.392	24.724	22.468	23.322	1'29.906	259,8	14:27'22.997	
19	19.428	24.671	22.558	23.572	1'30.229	262,3	14:28'53.226	
20	19.309	24.641	22.468	23.445	1'29.863	261,7	14:30'23.089	
21	19.299	24.636	22.432	23.328	1'29.695	262,3	14:31'52.784	
22	19.299	24.626	22.373	23.518	1'29.816	261,7	14:33'22.600	
23	19.185	24.649	22.822	23.439	1'30.095	265,6	14:34'52.695	
Race Time 34'44.810								

12° 21 M. RINALDI (1'29.045)

Lap	Seg.1	Seg.2	Seg.3	Seg.4	Lap Time	km/h	Local Time	
1		25.171	22.699	23.890	1'35.381	260,4	14:01'43.266	
2	19.458	24.756	22.333	23.679	1'30.226	275,8	14:03'13.492	
3	19.196	24.401	22.360	23.466	1'29.423	273,0	14:04'42.915	
4	19.144	24.501	22.212	23.482	1'29.339	273,7	14:06'12.254	
5	19.241	24.506	22.386	23.480	1'29.613	273,0	14:07'41.867	
6	19.240	24.563	22.524	23.830	1'30.157	272,3	14:09'12.024	
7	19.208	24.558	22.509	23.590	1'29.865	272,3	14:10'41.889	
8	19.288	24.684	22.488	23.503	1'29.963	273,0	14:12'11.852	
9	19.323	24.815	22.552	23.719	1'30.409	273,0	14:13'42.261	
10	19.176	24.653	22.408	23.769	1'30.006	273,0	14:15'12.267	
11	19.331	24.836	22.387	23.671	1'30.225	273,0	14:16'42.492	
12	19.329	24.780	22.313	23.725	1'30.147	273,7	14:18'12.639	
13	19.143	24.548	22.320	23.618	1'29.629	273,0	14:19'42.268	
14	19.131	24.494	22.220	23.487	1'29.332	275,1	14:21'11.600	
15	18.996	24.613	22.218	23.504	1'29.331	273,7	14:22'40.931	
16	19.097	24.541	22.223	23.453	1'29.314	273,7	14:24'10.245	
17	19.116	24.487	22.108	23.359	1'29.070	275,1	14:25'39.315	
18	19.087	24.512	22.264	23.651	1'29.514	274,4	14:27'08.829	
19	19.102	24.447	22.205	23.291	1'29.045	275,1	14:28'37.874	
20	19.110	24.456	22.428	23.396	1'29.390	273,7	14:30'07.264	
21	18.929	24.477	22.237	23.410	1'29.053	273,7	14:31'36.317	
22	19.087	24.430	22.099	23.430	1'29.046	272,3	14:33'05.363	
23	19.392	24.323	22.199	23.363	1'29.277	274,4	14:34'34.640	
Race Time 34'26.755								

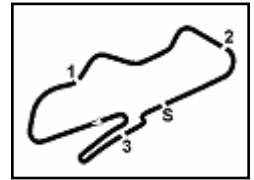
13° 11 S. CORTESE (1'29.885)

Lap	Seg.1	Seg.2	Seg.3	Seg.4	Lap Time	km/h	Local Time
1		25.340	22.808	23.717	1'35.133	260,4	14:01'43.018

07/07/2019 P = Pits In/Out - C = Lap Time Cancelled

These data/results cannot be reproduced, stored and/or transmitted in whole or in part by any manner of electronic, mechanical, photocopying, recording, broadcasting or otherwise now known or herein after developed without the previous express consent by the copyright owner, except for reproduction in daily press and regular printed publications on sale to the public within 60 days of the event related to those data/results and always provided that copyright symbol appears together as follows below.

© DORNA WSBK ORGANIZATION Srl 2019



Donington Park 4.023 m

4 / 4

Prosecco DOC UK Round, 5-7 July 2019 Chronological Analysis Race 2

Start at 14:00'07.885

13	19.221	24.705	22.288	23.658	1'29.872	259,8	14:19'45.853
14	19.244	24.642	22.291	23.740	1'29.917	259,2	14:21'15.770
15	19.335	24.903	22.671	23.975	1'30.884	260,4	14:22'46.654
16	19.318	24.926	22.489	23.666	1'30.399	259,8	14:24'17.053
17	19.386	24.940	22.672	23.703	1'30.701	258,6	14:25'47.754
18	19.400	24.910	22.544	23.678	1'30.532	254,3	14:27'18.286
19	19.585	24.996	22.834	23.743	1'31.158	243,9	14:28'49.444
20	19.606	24.967	22.657	23.663	1'30.893	256,1	14:30'20.337
21	19.544	25.336	22.499	23.790	1'31.169	257,3	14:31'51.506
22	19.478	24.650	22.429	23.743	1'30.300	258,6	14:33'21.806
23	19.501	24.869	23.828	24.633	1'32.831	257,9	14:34'54.637
Race Time 34'46.752							

16° 23 R. KIYONARI (1'30.464)

Lap	Seg.1	Seg.2	Seg.3	Seg.4	Lap Time	km/h	Local Time
1		25.460	23.003	24.273	1'36.775	261,7	14:01'44.660
2	19.667	25.135	22.703	23.888	1'31.393	266,9	14:03'16.053
3	19.605	24.934	22.765	23.833	1'31.137	266,2	14:04'47.190
4	19.644	24.942	22.805	23.923	1'31.314	266,9	14:06'18.504
5	19.527	25.223	22.544	23.763	1'31.057	268,9	14:07'49.561
6	19.648	25.085	22.693	24.430	1'31.856	266,9	14:09'21.417
7	19.617	24.986	22.648	23.764	1'31.015	268,2	14:10'52.432
8	19.411	24.974	22.613	23.742	1'30.740	266,9	14:12'23.172
9	19.596	25.014	22.869	23.699	1'31.178	266,2	14:13'54.350
10	19.616	24.963	22.633	23.890	1'31.102	268,2	14:15'25.452
11	19.709	25.130	22.803	23.695	1'31.337	265,6	14:16'56.789
12	19.498	24.835	22.588	23.649	1'30.570	264,9	14:18'27.359
13	19.479	24.881	22.451	23.782	1'30.593	268,2	14:19'57.952
14	19.578	24.888	22.791	23.698	1'30.955	266,9	14:21'28.907
15	19.501	24.928	22.534	23.577	1'30.540	267,5	14:22'59.447
16	19.544	25.039	22.553	23.634	1'30.770	266,9	14:24'30.217
17	19.555	24.961	22.511	24.037	1'31.064	265,6	14:26'01.281
18	19.741	25.071	22.585	23.808	1'31.205	266,2	14:27'32.486
19	19.704	25.038	23.056	23.725	1'31.523	263,6	14:29'04.009
20	19.793	25.182	22.703	23.702	1'31.380	264,9	14:30'35.389
21	19.615	25.024	22.510	23.633	1'30.782	264,9	14:32'06.171
22	19.582	24.919	22.584	23.379	1'30.464	265,6	14:33'36.635
23	19.425	25.071	22.409	23.606	1'30.511	266,9	14:35'07.146
Race Time 34'59.261							

RET 81 J. TORRES

Lap	Seg.1	Seg.2	Seg.3	Seg.4	Lap Time	km/h	Local Time
1		24.822	22.456	23.657	1'33.953	266,9	14:01'41.838
Race Time 1'33.953							

07/07/2019 P = Pits In/Out - C = Lap Time Cancelled

These data/results cannot be reproduced, stored and/or transmitted in whole or in part by any manner of electronic, mechanical, photocopying, recording, broadcasting or otherwise now known or herein after developed without the previous express consent by the copyright owner, except for reproduction in daily press and regular printed publications on sale to the public within 60 days of the event related to those data/results and always provided that copyright symbol appears together as follows below.

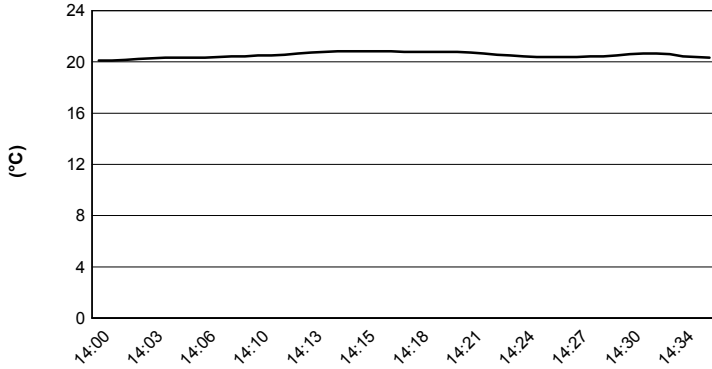
© DORNA WSBK ORGANIZATION Srl 2019

Prosecco DOC UK Round, 5-7 July 2019

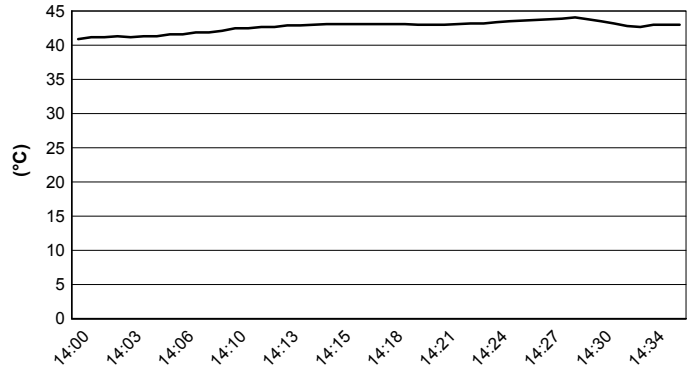
Weather Report Race 2

Session started 14:00 - Session ended 14:35

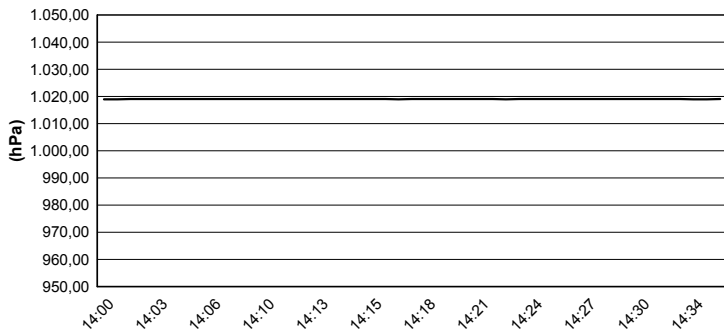
Air Temperature



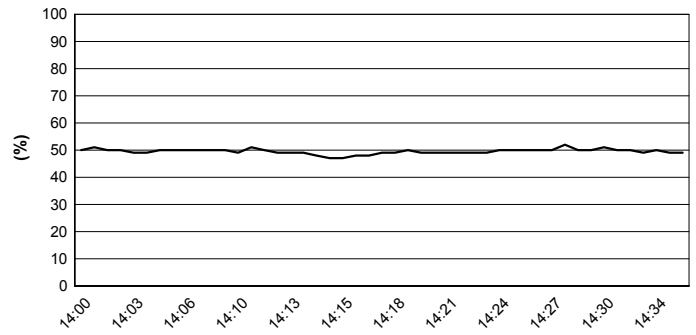
Track Temperature



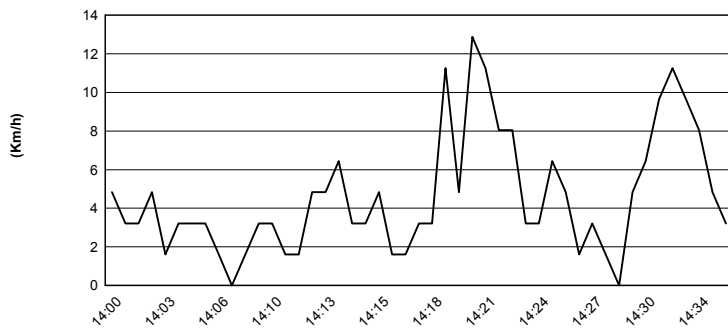
Air Pressure



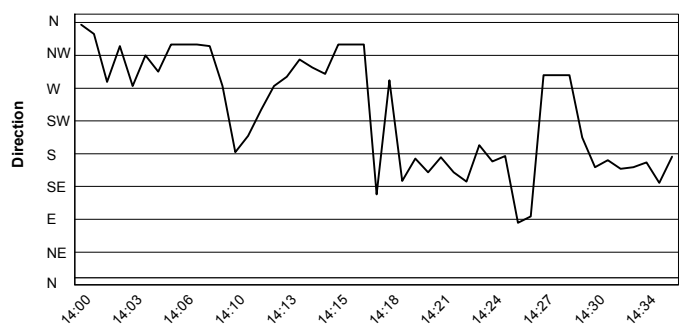
Humidity



Wind Speed



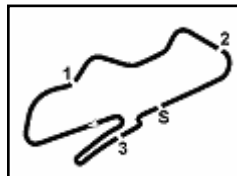
Wind Direction



07/07/2019

These data/results cannot be reproduced, stored and/or transmitted in whole or in part by any manner of electronic, mechanical, photocopying, recording, broadcasting or otherwise now known or herein after developed without the previous express consent by the copyright owner, except for reproduction in daily press and regular printed publications on sale to the public within 60 days of the event related to those data/results and always provided that copyright symbol appears together as follows below.

© DORNA WSBK ORGANIZATION Srl 2019



Donington Park 4.023 m

Prosecco DOC UK Round, 5-7 July 2019 Championship Standings

1 / 2

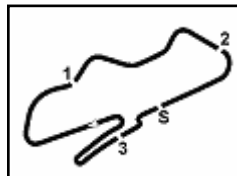
Points	Points From First	Points From Previous	February 24 PHILLIP ISLAND		March 17 BURIRAM		April 7 ARAGON		April 14 ASSEN		May 12 IMOLA		June 9 JEREZ		June 23 MISANO		July 7 DONINGTON PARK		July 14 LAGUNA SECA		September 8 PORTIMAO		September 24 MAGNY COURS		October 13 SAN JUAN		October 26 LOSAIL		
			1	2	1	2	1	2	1	2	1	2	1	2	1	2	1	2	1	2	1	2	1	2	1	2	1	2	1
1	REA Jonathan (GBR)	376	20	20	20	20	20	20	20	16	25	12	13	20	25	25	25	25											
2	BAUTISTA Alvaro (ESP)	352	24	25	25	25	25	25	25	20	20	7	25	12	16	2	16	6											
3	VAN DER MARK Michael (NED)	206	170	146	11	13	13	13	10	8	16	20	13	20	25		8	8											
4	LOWES Alex (GBR)	192	184	14	13	11	16	16	13	11	13	13	9	2	13	11	13	4											
5	HASLAM Leon (GBR)	187	189	5	1	16	11	11	7	13	11	8	11	7	11	16	16	11											
6	RAZGATLIOGLU Toprak (TUR)	153	223	34	10		6	7	8		7	7	16	3	11	16	20	3	20										
7	SYKES Tom (GBR)	139	237	14	9	3	7		11	4		5	6	9	10	9	20	10	20	9									
8	DAVIES Chaz (GBR)	130	246	9	6	9	1		16	16	9	11		9	11	9	6	7											
9	MELANDRI Marco (ITA)	124	252	6	16	10	10	10	4	5	4	2	10	16	10	4	2	6											
10	CORTESE Sandro (GER)	96	280	28	8	8	9	9	9	6	3	5		8	10	9	1	3											
11	RINALDI Michael Ruben (ITA)	85	291	11	7		8	8	3	7		1	8	6	13	11	4	4											
12	TORRES Jordi (ESP)	76	300	9	5	2	5	6	6	9	8	6	5	8	4	6													
13	BAZ Lons (FRA)	56	320	20										4	7	13	4	13	10										
14	REITERBERGER Markus (GER)	56	320	0	3	4	2	5		1	10	10	6	5	4	1	5												
15	MERCADO Leandro (ARG)	38	338	18	2	5	4							3	5	6	10	2											
16	LAVERTY Eugene (IRL)	32	344	6	4	7			1	10	2	3																	
17	CAMIER Leon (GBR)	26	350	6	6	3			5	3	5	4																	
18	ZANETTI Lorenzo (ITA)	21	355	5									7			7	7												
19	KIYONARI Ryuichi (JPN)	19	357	2	1		4	2	2	1		2			2	5													
20	DELBIANCO Alessandro (ITA)	18	358	1			3						1	1	5	7	1												
21	HICKMAN Peter (GBR)	14	362	4													9	5											
22	BRIDEWELL Thomas (GBR)	12	364	2									4	2	6														
23	TAKAHASHI Yuki (JPN)	11	365	1										3	8														
24	PIRRO Michele (ITA)	10	366	1												8													
25	CAVALIERI Samuele (ITA)	6	370	4											3	3													
26	BARBERA Hector (ESP)	3	373	3								3																	

07/07/2019 First Line: Race 1 & 2 - Second Line: Tissot Superpole Race

These data/results cannot be reproduced, stored and/or transmitted in whole or in part by any manner of electronic, mechanical, photocopying, recording, broadcasting or otherwise now known or herein after developed without the previous express consent by the copyright owner, except for reproduction in daily press and regular printed publications on sale to the public within 60 days of the event related to those data/results and always provided that copyright symbol appears together as follows below.

© DORNA WSBK ORGANIZATION Srl 2019





Donington Park 4.023 m

Prosecco DOC UK Round, 5-7 July 2019 Championship Standings

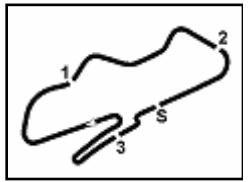
2 / 2

Points	Points From First	Points From Previous	Independent Riders														
			February 24 PHILLIP ISLAND	March 17 BURIRAM	April 7 ARAGON	April 14 ASSEN	May 12 IMOLA	June 9 JEREZ	June 23 MISANO	July 7 DONINGTON PARK	July 14 LAGUNA SECA	September 8 PORTIMAO	September 24 MAGNY COURS	October 13 SAN JUAN	October 26 LOSAIL		
1	RAZGATLIOGLU Toprak (TUR)	153	10	6 7 1	8	7 7	16 3	11 16 3	20 6	3 20 9							
2	MELANDRI Marco (ITA)	124 29	16 10 4	10 10 4	4 5	4 2	10	16 7	10 4	2 6							
3	CORTESE Sandro (GER)	96 57 28	8 8 3	9 9 3	9 6 1	3 5		8 10 1	9 1	3							
4	RINALDI Michael Ruben (ITA)	85 68 11	7 2	8 8	3 7	1	8	6 13	11 3	4 4							
5	TORRES Jordi (ESP)	76 77 9	5 2	5 6	6 9 2	8 6	5 1	8 2	4 6	1							
6	BAZ Loris (FRA)	56 97 20						4 7	13 4	13 10 5							
7	MERCADO Leandro (ARG)	38 115 18	2 5	4				3 5	6 1	10 2							
8	LAVERTY Eugene (IRL)	32 121 6	4 7 1		1 10 4	2 3											
9	ZANETTI Lorenzo (ITA)	21 132 11					7		7 7								
10	DELBIANCO Alessandro (ITA)	18 135 3		3			1	1	5	7 1							
11	BRIDEWELL Thomas (GBR)	12 141 6					4	2 6									
12	PIRRO Michele (ITA)	10 143 2							8 2								
13	CAVALIERI Samuele (ITA)	6 147 4							3 3								
14	BARBERA Hector (ESP)	3 150 3					3										

07/07/2019 First Line: Race 1 & 2 - Second Line: Tissot Superpole Race

These data/results cannot be reproduced, stored and/or transmitted in whole or in part by any manner of electronic, mechanical, photocopying, recording, broadcasting or otherwise now known or herein after developed without the previous express consent by the copyright owner, except for reproduction in daily press and regular printed publications on sale to the public within 60 days of the event related to those data/results and always provided that copyright symbol appears together as follows below.

© DORNA WSBK ORGANIZATION Srl 2019



Donington Park 4.023 m

Prosecco DOC UK Round, 5-7 July 2019

Manufacturers Standings

	Points	Points From First	Points From Previous	February 24		March 17		April 7		April 14		May 12		June 9		June 23		July 7		July 14		September 8		September 24		October 13		October 26	
				PHILLIP ISLAND	BURIRAM	ARAGON	ASSEN	IMOLA	JEREZ	MISANO	DONINGTON PARK	LAGUNA SECA	PORTIMAO	MAGNY COURS	SAN JUAN	LOSAIL													
1 DUCATI	382			25 25 12	25 25 12	25 25 12	25 25 12	20 20 9	25 13 12	16 11 12	6 16 6																		
2 KAWASAKI	378	4		20 20 9	20 20 9	20 20 9	20 16 9	25 12 12	13 20 6	25 25 7	25 25 12																		
3 YAMAHA	280	102	98	16 13 6	16 16 7	13 11 7	16 20 10	13 6 6	20 25 9	13 13 9	13 13 5																		
4 BMW	156	226	124	9 4	7 5	11 4 5	10 10	6 2 2	10 9 5	20 10	20 9																		
5 HONDA	52	330	104	6	3 4	5 3	5 4	2	1 3	8	7 1																		

07/07/2019 First Line: Race 1 & 2 - Second Line: Tissot Superpole Race

These data/results cannot be reproduced, stored and/or transmitted in whole or in part by any manner of electronic, mechanical, photocopying, recording, broadcasting or otherwise now known or herein after developed without the previous express consent by the copyright owner, except for reproduction in daily press and regular printed publications on sale to the public within 60 days of the event related to those data/results and always provided that copyright symbol appears together as follows below.

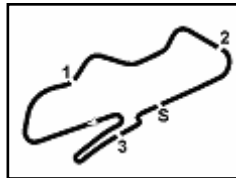
© DORNA WSBK ORGANIZATION Srl 2019

FIAT PERUGIA TIMING


Official Tyre Supplier



Official Timekeeper



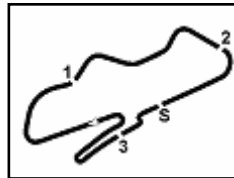
Prosecco DOC UK Round, 5-7 July 2019 Team Standings

		February 24 PHILLIP ISLAND	March 17 BURIRAM	April 7 ARAGON	April 14 ASSEN	May 12 IMOLA	June 9 JEREZ	June 23 MISANO	July 7 DONINGTON PARK	July 14 LAGUNA SECA	September 8 PORTIMAO	September 24 MAGNY COURS	October 13 SAN JUAN	October 26 LOSAIL
1 Kawasaki Racing Team WorldSBK		563												
REA Jonathan	376	20 9	20 9	20 9	20 16	25 12	13 20 6	25 25 5	25 25 12					
HASLAM Leon	187	1 7	16 5	11 3	11 8	7 4	13 11 4	11 7 7	16 16 7	11 7				
2 ARUBA.IT Racing - Ducati		482 (-81)												
BAUTISTA Alvaro	352	25 12	25 12	25 12	25 25	20 7	25 12	16 12	2 6	16 6				
DAVIES Chaz	130	6 9	1 2	16 6	16 11	9 9	11 9	11 9	6 3	7 7				
3 Pata Yamaha WorldSBK Team		398 (-165)												
VAN DER MARK Michael	206	11 5	13 6	13 6	10 8	16 20	13 6	20 25 9	8 8 2					
LOWES Alex	192	13 6	11 7	16 7	16 11	13 7	13 5	9 5	2 9	13 4	11 13			
4 GRT Yamaha WorldSBK*		220 (-343)												
MELANDRI Marco	124	16 4	10 4	10 4	4 5	4 2	10	16 7	10 4	2 6				
CORTESE Sandro	96	8 3	8 3	9 3	9 1	6 5	3 5	8 1	10 1	9 1	3			
5 BMW Motorrad WorldSBK Team		209 (-354)												
SYKES Tom	139	9 3	7	11 5	4 6	9 9	2	10 5	9 5	20 10	20 9			
REITERBERGER Markus	56	3 4	2 5	1	10 10	6	5 4	1 5						
HICKMAN Peter	14									9 5				
6 Turkish Puccetti Racing*		153 (-410)												
RAZGATLIOGLU Toprak	153	10	6 1	7 8	7 7	16 3	11 3	16 6	20 3	3 9	20 9			
7 BARNI Racing Team		95 (-468)												
RINALDI Michael Ruben	85	7 2	8 8	3 7	1	8	6 13	11 3	4 4					
PIRRO Michele	10							8 2						
8 Team Pedercini Racing*		76 (-487)												
TORRES Jordi	76	5 2	5 6	6 2	9 6	8 6	5 1	8 2	4 6	1				
9 Team Goeleven*		58 (-505)												
LAVERTY Eugene	32	4 1	7	1 4	10 4	2 3								
ZANETTI Lorenzo	14							7 7						
BRIDEWELL Thomas	12						4	2 6						
10 Ten Kate Racing - Yamaha		56 (-507)												
BAZ Loris	56							4 7	13 4	13 5	10			
11 Moriwaki Althea Honda Team		56 (-507)												
CAMIER Leon	26	6	3	5 3	5 4									
KIYONARI Ryuichi	19	1	4	2 2	1	2		2	5					

07/07/2019 * Independent teams

These data/results cannot be reproduced, stored and/or transmitted in whole or in part by any manner of electronic, mechanical, photocopying, recording, broadcasting or otherwise now known or herein after developed without the previous express consent by the copyright owner, except for reproduction in daily press and regular printed publications on sale to the public within 60 days of the event related to those data/results and always provided that copyright symbol appears together as follows below.

© DORNA WSBK ORGANIZATION Srl 2019



Prosecco DOC UK Round, 5-7 July 2019 Team Standings

		February 24 PHILLIP ISLAND	March 17 BURIRAM	April 7 ARAGON	April 14 ASSEN	May 12 IMOLA	June 9 JEREZ	June 23 MISANO	July 7 DONINGTON PARK	July 14 LAGUNA SECA	September 8 PORTIMAO	September 24 MAGNY COURS	October 13 SAN JUAN	October 26 LOSAIL	
TAKAHASHI Yuki	11						3	8							
12 Orelec Racing VerdNatura*		41 (-522)													
MERCADO Leandro	38	2	5	4			3	5	6	10	2				
BARBERA Hector	3					3									
13 Althea Mie Racing Team*		18 (-545)													
DELBIANCO Alessandro	18		3			1	1	5	7	1					
14 Motocorsa Racing		13 (-550)													
ZANETTI Lorenzo	7					7									
CAVALIERI Samuele	6							3	3						

07/07/2019

These data/results cannot be reproduced, stored and/or transmitted in whole or in part by any manner of electronic, mechanical, photocopying, recording, broadcasting or otherwise now known or herein after developed without the previous express consent by the copyright owner, except for reproduction in daily press and regular printed publications on sale to the public within 60 days of the event related to those data/results and always provided that copyright symbol appears together as follows below.

© DORNA WSBK ORGANIZATION Srl 2019

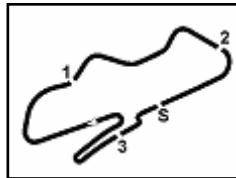
FICR PERUGIA TIMING



Official Tyre Supplier



Official Timekeeper



Prosecco DOC UK Round, 5-7 July 2019 Team Standings

	February 24 PHILLIP ISLAND	March 17 BURIRAM	April 7 ARAGON	April 14 ASSEN	May 12 IMOLA	June 9 JEREZ	June 23 MISANO	July 7 DONINGTON PARK	July 14 LAGUNA SECA	September 8 PORTIMAO	September 24 MAGNY COURS	October 13 SAN JUAN	October 26 LOSAIL
--	-------------------------------	---------------------	-------------------	-------------------	-----------------	-----------------	-------------------	--------------------------	------------------------	-------------------------	-----------------------------	------------------------	----------------------

Independent Teams													
1 GRT Yamaha WorldSBK 220													
MELANDRI Marco	124	16 10 4	10 10 4	4 5	4 2	10	16 7	10 4	2 6				
CORTESE Sandro	96	8 8 3	9 9 3	9 6 1	3 5		8 10 1	9 1	3				
2 Turkish Puccetti Racing 153 (-67)													
RAZGATLIOGLU Toprak	153	10	6 7 1	8	7 7	16 3	11 16 3	20 6	3 20 9				
3 Team Pedercini Racing 76 (-144)													
TORRES Jordi	76	5 2	5 6	6 9 2	8 6	5 1	8 2	4 6	1				
4 Team Goeleven 58 (-162)													
LAVERTY Eugene	32	4 7 1		1 10 4	2 3								
ZANETTI Lorenzo	14							7 7					
BRIDEWELL Thomas	12					4	2 6						
5 Orelac Racing VerdNatura 41 (-179)													
MERCADO Leandro	38	2 5	4				3 5	6 1	10 2				
BARBERA Hector	3					3							
6 Althea Mie Racing Team 18 (-202)													
DELBIANCO Alessandro	18		3			1	1	5	7 1				

07/07/2019

These data/results cannot be reproduced, stored and/or transmitted in whole or in part by any manner of electronic, mechanical, photocopying, recording, broadcasting or otherwise now known or herein after developed without the previous express consent by the copyright owner, except for reproduction in daily press and regular printed publications on sale to the public within 60 days of the event related to those data/results and always provided that copyright symbol appears together as follows below.

© DORNA WSBK ORGANIZATION Srl 2019

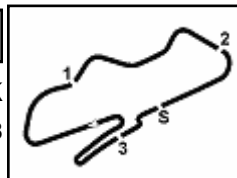
FICR PERUGIA TIMING



Official Tyre Supplier



Official Timekeeper


Prosecco DOC UK Round, 5-7 July 2019
Race Winners

	2016	2017	2018	2019
01 Phillip Island	RC1: Rea J. (GBR) KAW RC2: Rea J. (GBR) KAW	RC1: Rea J. (GBR) KAW RC2: Rea J. (GBR) KAW	RC1: Melandri M. (ITA) DUC RC2: Melandri M. (ITA) DUC	RC1: Bautista A. (ESP) DUC SPRC: Bautista A. (ESP) DUC RC2: Bautista A. (ESP) DUC
02 Buriram	RC1: Rea J. (GBR) KAW RC2: Sykes T. (GBR) KAW	RC1: Rea J. (GBR) KAW RC2: Rea J. (GBR) KAW	RC1: Rea J. (GBR) KAW RC2: Davies C. (GBR) DUC	RC1: Bautista A. (ESP) DUC SPRC: Bautista A. (ESP) DUC RC2: Bautista A. (ESP) DUC
03 Aragon	RC1: Davies C. (GBR) DUC RC2: Davies C. (GBR) DUC	RC1: Rea J. (GBR) KAW RC2: Davies C. (GBR) DUC	RC1: Rea J. (GBR) KAW RC2: Davies C. (GBR) DUC	RC1: Bautista A. (ESP) DUC SPRC: Bautista A. (ESP) DUC RC2: Bautista A. (ESP) DUC
04 Assen	RC1: Rea J. (GBR) KAW RC2: Rea J. (GBR) KAW	RC1: Rea J. (GBR) KAW RC2: Rea J. (GBR) KAW	RC1: Rea J. (GBR) KAW RC2: Sykes T. (GBR) KAW	RC1: Bautista A. (ESP) DUC SPRC: Cancelled RC2: Bautista A. (ESP) DUC
05 Imola	RC1: Davies C. (GBR) DUC RC2: Davies C. (GBR) DUC	RC1: Davies C. (GBR) DUC RC2: Davies C. (GBR) DUC	RC1: Rea J. (GBR) KAW RC2: Rea J. (GBR) KAW	RC1: Rea J. (GBR) KAW SPRC: Rea J. (GBR) KAW RC2: Cancelled
06 Jerez	RC1: Davies C. (GBR) DUC RC2: Davies C. (GBR) DUC	RC1: Rea J. (GBR) KAW RC2: Rea J. (GBR) KAW		RC1: Bautista A. (ESP) DUC SPRC: Bautista A. (ESP) DUC RC2: van der Mark M. (NED) YAM
07 Misano	RC1: Rea J. (GBR) KAW RC2: Rea J. (GBR) KAW	RC1: Sykes T. (GBR) KAW RC2: Melandri M. (ITA) DUC	RC1: Rea J. (GBR) KAW RC2: Rea J. (GBR) KAW	RC1: Rea J. (GBR) KAW SPRC: Bautista A. (ESP) DUC RC2: Rea J. (GBR) KAW
08 Donington Park	RC1: Sykes T. (GBR) KAW RC2: Sykes T. (GBR) KAW	RC1: Sykes T. (GBR) KAW RC2: Rea J. (GBR) KAW	RC1: van der Mark M. (NED) YAM RC2: van der Mark M. (NED) YAM	RC1: Rea J. (GBR) KAW SPRC: Rea J. (GBR) KAW RC2: Rea J. (GBR) KAW
09 Laguna Seca	RC1: Rea J. (GBR) KAW RC2: Sykes T. (GBR) KAW	RC1: Davies C. (GBR) DUC RC2: Rea J. (GBR) KAW	RC1: Rea J. (GBR) KAW RC2: Rea J. (GBR) KAW	
10 Portimao		RC1: Rea J. (GBR) KAW RC2: Rea J. (GBR) KAW	RC1: Rea J. (GBR) KAW RC2: Rea J. (GBR) KAW	
11 Magny-Cours	RC1: Davies C. (GBR) DUC RC2: Davies C. (GBR) DUC	RC1: Rea J. (GBR) KAW RC2: Davies C. (GBR) DUC	RC1: Rea J. (GBR) KAW RC2: Rea J. (GBR) KAW	
12 Villicum			RC1: Rea J. (GBR) KAW RC2: Rea J. (GBR) KAW	
13 Losail	RC1: Davies C. (GBR) DUC RC2: Davies C. (GBR) DUC	RC1: Rea J. (GBR) KAW RC2: Rea J. (GBR) KAW	RC1: Rea J. (GBR) KAW RC2: Cancelled	

07/07/2019

These data/results cannot be reproduced, stored and/or transmitted in whole or in part by any manner of electronic, mechanical, photocopying, recording, broadcasting or otherwise now known or herein after developed without the previous express consent by the copyright owner, except for reproduction in daily press and regular printed publications on sale to the public within 60 days of the event related to those data/results and always provided that copyright symbol appears together as follows below.

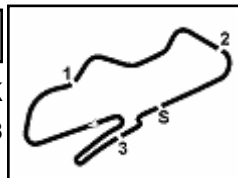
© DORNA WSBK ORGANIZATION Srl 2019

FKR PERUGIA TIMING


Official Tyre Supplier



Official Timekeeper



Donington Park 4.023 m

Prosecco DOC UK Round, 5-7 July 2019**Race Winners**

2 / 2

2019

- 14 A. Bautista
- 7 J. Rea
- 1 M. van der Mark

ALL TIMES

78 J. Rea	16 N. Hodgson	8 A. Gobert	2 T. Rymer	1 A. Vieira
59 C. Fogarty	16 J. Toseland	7 B. Bostrom	2 D. Chandler	1 A. Morillas
52 T. Bayliss	14 J. Kocinski	5 D. Tardozzi	2 P. Goddard	1 G. Goodfellow
43 N. Haga	14 S. Russell	5 L. Haslam	2 M. Lucchinelli	1 P. Picotte
34 T. Sykes	14 B. Spies	4 R. Phillis	2 M. Dowson	1 T. Kipp
33 T. Corser	14 A. Bautista	4 Y. Kagayama	2 K. Magee	1 A. Meklau
31 C. Edwards	13 A. Slight	4 M. Fabrizio	2 H. Izutsu	1 J. Reynolds
29 C. Davies	13 E. Laverty	3 M. Doohan	2 S. Byrne	1 C. Walker
27 D. Polen	11 S. Mertens	3 A. Yanagawa	2 M. Neukirchner	1 N. Hayden
24 C. Checa	11 R. Xaus	3 M. Tamada	2 L. Baz	1 A. Pitt
23 R. Roche	11 R. Laconi	3 L. Lanzi	1 A. Ryo	1 G. McCoy
22 M. Melandri	10 F. Pirovano	3 R. Kiyonari	1 K. Kitagawa	1 F. Nieto
21 M. Biaggi	10 C. Vermeulen	3 C. Crutchlow	1 Y. Takeda	1 A. Barros
17 P. Chili	9 S. Guintoli	3 M. van der Mark	1 T. Aoki	1 J. Torres
16 G. Falappa	8 F. Merkel	2 M. Lucchiari	1 J. Whitham	1 A. Lowes

07/07/2019

These data/results cannot be reproduced, stored and/or transmitted in whole or in part by any manner of electronic, mechanical, photocopying, recording, broadcasting or otherwise now known or herein after developed without the previous express consent by the copyright owner, except for reproduction in daily press and regular printed publications on sale to the public within 60 days of the event related to those data/results and always provided that copyright symbol appears together as follows below.

© DORNA WSBK ORGANIZATION Srl 2019

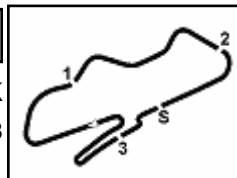
FKR PERUGIA TIMING



Official Tyre Supplier



Official Timekeeper



Prosecco DOC UK Round, 5-7 July 2019

Best Laps & Speeds

No.	Rider Bike	Nat	Best Lap		FP1		FP2		FP3		SP		RC1		WUP		SPRC		RC2											
			LL	SPD	LL	SPD	LL	SPD	LL	SPD	LL	SPD	LL	SPD	LL	SPD	LL	SPD	LL	SPD										
1	J. REA Kawasaki ZX-10RR	GBR	1'27.166		1'28.698	1'27.812	1'40.293	1'28.612	1'39.513	1'27.350	1'27.166	1'27.851	116	275,0	16	266,8	22	268,2	6	254,2	9	266,8	23	254,8	10	271,5	7	275,0	23	270,9
2	T. SYKES BMW S1000 RR	GBR	1'27.242		1'27.790	1'27.733	1'40.845	1'27.619	1'39.455	1'27.488	1'27.242	1'27.947	113	272,2	19	266,2	16	264,9	6	253,6	10	266,2	23	253,6	9	268,8	7	272,2	23	272,2
3	T. RAZGATLIOGLU Kawasaki ZX-10RR	TUR	1'27.247		1'28.167	1'27.775	1'42.942	1'29.582	1'42.373	1'27.855	1'27.247	1'27.773	126	273,6	22	266,2	24	264,2	7	250,7	10	261,7	23	251,9	10	271,5	7	273,6	23	270,9
4	L. HASLAM Kawasaki ZX-10RR	GBR	1'27.486		1'28.595	1'27.859	1'41.207	1'29.198	1'39.711	1'28.205	1'27.486	1'28.013	112	275,7	13	266,2	22	268,8	3	254,2	11	266,8	23	253,6	10	273,6	7	275,7	23	273,6
5	A. BAUTISTA Ducati Panigale V4 R	ESP	1'27.652		1'29.220	1'28.005	1'42.039	1'29.561	1'40.043	1'28.179	1'27.652	1'28.020	110	280,0	18	270,9	22	272,9	8	253,1	13	272,2	10	261,0	9	275,0	7	280,0	23	277,8
6	A. LOWES Yamaha YZF R1	GBR	1'27.676		1'28.416	1'27.751	1'41.853	1'29.627	1'40.030	1'28.082	1'27.676	1'28.141	111	273,6	18	266,8	21	266,2	4	250,7	5	262,3	23	253,6	10	270,2	7	272,9	23	273,6
7	L. BAZ Yamaha YZF R1	FRA	1'27.701		1'28.482	1'28.257	1'42.159	1'29.521	1'40.363	1'28.315	1'27.701	1'28.172	123	268,2	21	261,7	21	261,7	7	247,2	11	264,2	23	250,7	10	265,5	7	268,2	23	266,8
8	C. DAVIES Ducati Panigale V4 R	GBR	1'28.191		1'29.381	1'28.414	1'43.695	1'30.098	1'41.214	1'28.716	1'28.191	1'28.243	123	277,1	21	268,8	22	268,8	8	256,7	11	268,2	23	259,1	9	274,3	6	277,1	23	275,0
9	S. CORTESE Yamaha YZF R1	GER	1'28.235		1'29.697	1'28.235	1'42.341	1'30.248	1'42.845	1'29.518	1'29.166	1'29.885	100	267,5	17	259,8	19	262,9	10	248,4	11	261,0	9	250,7	5	266,2	6	267,5	23	264,9
10	M. VAN DER MARK Yamaha YZF R1	NED	1'28.277		1'28.529	1'28.810		1'35.216	1'41.339	1'29.014	1'28.277	1'28.516	110	272,9	20	266,2	18	266,2			11	260,4	23	253,6	9	270,9	6	272,9	23	269,5
11	J. TORRES Kawasaki ZX-10RR	ESP	1'28.442		1'28.580	1'28.483	1'42.086	1'30.210	1'42.365	1'29.135	1'28.442		87	270,9	22	262,9	22	264,9	9	245,6	10	256,7	9	250,7	9	265,5	6	270,9		
12	P. HICKMAN BMW S1000 RR	GBR	1'28.567		1'28.974	1'28.567	1'42.717	1'29.348	1'41.599	1'28.935	1'28.588	1'29.313	123	268,8	24	261,7	18	264,2	9	247,8	11	260,4	23	251,3	9	267,5	6	268,8	23	264,9
13	M. MELANDRI Yamaha YZF R1	ITA	1'28.631		1'29.174	1'28.631	1'42.290	1'29.781	1'42.499	1'28.958	1'28.867	1'28.634	118	272,2	16	263,6	21	263,6	10	250,7	11	263,6	22	251,3	9	269,5	6	270,9	23	272,2
14	L. MERCADO Kawasaki ZX-10RR	ARG	1'28.929		1'29.640	1'28.929	1'41.832	1'31.080	1'40.594	1'29.238	1'29.318	1'29.695	121	270,2	18	262,9	23	263,6	7	247,8	12	257,9	23	248,4	9	266,8	6	270,2	23	265,5
15	M. RINALDI Ducati Panigale V4 R	ITA	1'29.005		1'29.999	1'29.005	1'42.007	1'32.602	1'41.587	1'30.383	1'29.660	1'29.045	111	277,1	11	270,2	19	271,5	10	253,1	11	270,2	23	256,7	8	275,0	6	277,1	23	275,7
16	A. DELBIANCO Honda CBR1000RR	ITA	1'29.752		1'30.631	1'29.800	1'41.594	1'36.136	1'41.009	1'30.391	1'29.752	1'29.872	121	262,9	22	256,1	19	256,7	11	246,7	8	248,4	23	246,1	9	262,3	6	262,9	23	260,4
17	R. KIYONARI Honda CBR1000RR	JPN	1'30.072		1'30.442	1'30.357	1'41.835	1'30.997	1'41.152	1'30.128	1'30.072	1'30.464	116	269,5	20	264,2	19	264,2	9	248,4	7	262,9	23	252,5	9	268,8	6	269,5	23	268,8
18	E. LAVERTY Ducati Panigale V4 R	IRL	1'30.409		1'31.141	1'30.409							38	266,8	20	266,8	18	266,2												

07/07/2019

These data/results cannot be reproduced, stored and/or transmitted in whole or in part by any manner of electronic, mechanical, photocopying, recording, broadcasting or otherwise now known or herein after developed without the previous express consent by the copyright owner, except for reproduction in daily press and regular printed publications on sale to the public within 60 days of the event related to those data/results and always provided that copyright symbol appears together as follows below.

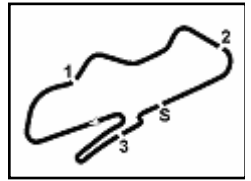
© DORNA WSBK ORGANIZATION Srl 2019

PIRELLI PERUGIA TIMING


Official Tyre Supplier



Official Timekeeper



Donington Park 4.023 m

Prosecco DOC UK Round, 5-7 July 2019
Pirelli Best Lap Award

	Points	Points From First	Points From Previous	February 24 PHILLIP ISLAND	March 17 BURIRAM	April 7 ARAGON	April 14 ASSEN	May 12 IMOLA	June 9 JEREZ	June 23 MISANO	July 7 DONINGTON PARK	July 14 LAGUNA SECA	September 8 PORTIMAO	September 24 MAGNY COURS	October 13 SAN JUAN	October 26 LOSAIL		
1 BAUTISTA Alvaro (ESP)	9			1 1	1 1	1 1	1 1		1									
2 REA Jonathan (GBR)	3	6						1	1	1								
3 RAZGATLIOGLU Toprak (TUR)	2	7	1							1	1							
4 SYKES Tom (GBR)	1	8	1								1							

07/07/2019 First Line: Race 1 & 2 - Second Line: Tissot Superpole Race

These data/results cannot be reproduced, stored and/or transmitted in whole or in part by any manner of electronic, mechanical, photocopying, recording, broadcasting or otherwise now known or herein after developed without the previous express consent by the copyright owner, except for reproduction in daily press and regular printed publications on sale to the public within 60 days of the event related to those data/results and always provided that copyright symbol appears together as follows below.

© DORNA WSBK ORGANIZATION Srl 2019

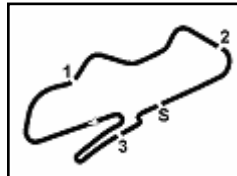
FKR PERUGIA TIMING



Official Tyre Supplier



Official Timekeeper



Prosecco DOC UK Round, 5-7 July 2019 Rider's Performance

Donington Park 4.023 m

Points	Points From First	Points From Previous	February 24 PHILLIP ISLAND		March 17 BURIRAM		April 7 ARAGON		April 14 ASSEN		May 12 IMOLA		June 9 JEREZ		June 23 MISANO		July 7 DONINGTON PARK		July 14 LAGUNA SECA		September 8 PORTIMAO		September 24 MAGNY COURS		October 13 SAN JUAN		October 26 LOSAIL			
			SP	1	2	SP	1	2	SP	1	2	SP	1	2	SP	1	2	SP	1	2	SP	1	2	SP	1	2	SP	1	2	SP
1	REA	Jonathan (GBR)	376																											
2	BAUTISTA	Alvaro (ESP)	352	24																										
3	VAN DER MARK	Michael (NED)	206	170	146																									
4	LOWES	Alex (GBR)	192	184	14																									
5	HASLAM	Leon (GBR)	187	189	5																									
6	RAZGATLIOGLU	Toprak (TUR)	153	223	34																									
7	SYKES	Tom (GBR)	139	237	14																									
8	DAVIES	Chaz (GBR)	130	246	9																									
9	MELANDRI	Marco (ITA)	124	252	6																									
10	CORTESE	Sandro (GER)	96	280	28																									
11	RINALDI	Michael Ruben (ITA)	85	291	11																									
12	TORRES	Jordi (ESP)	76	300	9																									
13	REITERBERGER	Markus (GER)	56	320	20																									
14	BAZ	Loris (FRA)	56	320	0																									
15	MERCADO	Leandro (ARG)	38	338	18																									
16	LAVERTY	Eugene (IRL)	32	344	6																									
17	CAMIER	Leon (GBR)	26	350	6																									
18	ZANETTI	Lorenzo (ITA)	21	355	5																									
19	KIYONARI	Ryuichi (JPN)	19	357	2																									
20	DELBIANCO	Alessandro (ITA)	18	358	1																									
21	HICKMAN	Peter (GBR)	14	362	4																									
22	BRIDEWELL	Thomas (GBR)	12	364	2																									
23	TAKAHASHI	Yuki (JPN)	11	365	1																									
24	PIRRO	Michele (ITA)	10	366	1																									
25	CAVALIERI	Samuele (ITA)	6	370	4																									
26	BARBERA	Hector (ESP)	3	373	3																									

SP = Superpole - 1 = Race 1 - 2 = Race 2

Ns = Did Not Start - Rt = Retired - Ex = Excluded

07/07/2019

These data/results cannot be reproduced, stored and/or transmitted in whole or in part by any manner of electronic, mechanical, photocopying, recording, broadcasting or otherwise now known or herein after developed without the previous express consent by the copyright owner, except for reproduction in daily press and regular printed publications on sale to the public within 60 days of the event related to those data/results and always provided that copyright symbol appears together as follows below.

© DORNA WSBK ORGANIZATION Srl 2019

