

Motul Qatar Round, 24-26 October 2019

Results Race 1

Laps 17 = 91,460 Km - Time of Race 33'34.518 - Avg. 163,442 km/h

Pos	Grid	No. Rider	Nat	Team	Bike	Class	LL	Gap	Rel.	Fastest Lap	Speed	Qualifying	Speed
1	1	1 J. REA	GBR	Kawasaki Racing Team WorldSBK	Kawasaki ZX-10RR		17			1'57.307	310,3	1'56.246	311,2
2	12	7 C. DAVIES	GBR	ARUBA.IT Racing - Ducati	Ducati Panigale V4 R		17	2.732	2.732	1'57.487	320,5	1'57.710	320,5
3	2	22 A. LOWES	GBR	Pata Yamaha WorldSBK Team	Yamaha YZF R1		17	5.423	2.691	1'57.197	312,1	1'56.431	314,0
4	7	19 A. BAUTISTA	ESP	ARUBA.IT Racing - Ducati	Ducati Panigale V4 R		17	8.043	2.620	1'57.788	325,3	1'57.250	323,4
5	6	91 L. HASLAM	GBR	Kawasaki Racing Team WorldSBK	Kawasaki ZX-10RR		17	17.720	9.677	1'58.171	317,6	1'57.096	313,0
6	8	60 M. VAN DER MARK	NED	Pata Yamaha WorldSBK Team	Yamaha YZF R1		17	17.738	0.018	1'58.060	318,6	1'57.354	319,5
7	5	76 L. BAZ	FRA	Ten Kate Racing - Yamaha	Yamaha YZF R1	IND	17	18.176	0.438	1'58.301	310,3	1'57.008	305,9
8	9	28 M. REITERBERGER	GER	BMW Motorrad WorldSBK Team	BMW S1000 RR		17	20.479	2.303	1'58.505	308,6	1'57.469	311,2
9	16	50 E. LAVERTY	IRL	Team Gooleven	Ducati Panigale V4 R	IND	17	24.500	4.021	1'59.054	321,4	1'58.504	315,8
10	13	2 L. CAMIER	GBR	Moriwaki Althea Honda Team	Honda CBR1000RR		17	29.320	4.820	1'59.351	316,7	1'57.752	315,8
11	10	54 T. RAZGATLIOGLU	TUR	Turkish Puccetti Racing	Kawasaki ZX-10RR	IND	17	33.166	3.846	1'58.156	314,0	1'57.577	309,5
12	17	33 M. MELANDRI	ITA	GRT Yamaha WorldSBK	Yamaha YZF R1	IND	17	34.673	1.507	1'59.097	317,6	1'58.565	314,9
13	15	21 M. RINALDI	ITA	BARNI Racing Team	Ducati Panigale V4 R	IND	17	42.661	7.988	1'59.223	316,7	1'57.827	317,6
14	18	23 R. KIYONARI	JPN	Moriwaki Althea Honda Team	Honda CBR1000RR		17	50.020	7.359	2'00.524	307,7	1'59.485	311,2
15	19	52 A. DELBIANCO	ITA	Althea Mie Racing Team	Honda CBR1000RR	IND	17	54.485	4.465	2'00.683	302,5	2'00.210	306,8
16	20	9 D. SCHMITTER	SUI	iXS Racing powered by YART	Yamaha YZF R1	IND	17	1'08.582	14.097	2'01.165	311,2	2'00.246	300,8
-----Not Classified-----													
RET	11	36 L. MERCADO	ARG	Orelac Racing VerdNatura	Kawasaki ZX-10RR	IND	6	11 Laps		1'58.775	312,1	1'57.597	312,1
RET	3	11 S. CORTESE	GER	GRT Yamaha WorldSBK	Yamaha YZF R1	IND	5	12 Laps		1'57.639	308,6	1'56.529	312,1
RET	4	66 T. SYKES	GBR	BMW Motorrad WorldSBK Team	BMW S1000 RR		1	16 Laps			305,1	1'56.714	312,1
RET	14	81 J. TORRES	ESP	Team Pedercini Racing	Kawasaki ZX-10RR	IND	0					1'57.802	309,5

AIR	Humidity:	70%	Temp:	31°C
TRACK	Condition:	Dry	Temp:	34°C

Records	Pole	(SP2)	2018	T.Sykes	1'56.124	166,79 Km/h
	Race	(RC2)	2016	J.Rea	1'56.974	165,58 Km/h
	All Times	(SP2)	2018	T.Sykes	1'56.124	166,79 Km/h
Race Fastest Lap			Lap 2	A.Lowes	1'57.197	165,26 Km/h

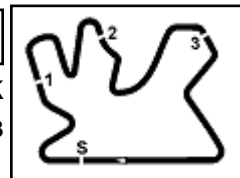
LAP LEADERS				
No. Rider	From	To	Laps	Total
1 J. REA	1	17	17	0

TOTAL LEADER LAPS			
No. Rider	Laps		
19 A. BAUTISTA	251	22 A. LOWES	2
1 J. REA	248		
60 M. VAN DER MARK	33		
7 C. DAVIES	25		
54 T. RAZGATLIOGLU	25		
66 T. SYKES	9		
91 L. HASLAM	3		

Start 20:01 End 20:35 The results are provisional until the end of the time limit for protests and appeals and the completion of the technical checks.

25/10/2019
These data/results cannot be reproduced, stored and/or transmitted in whole or in part by any manner of electronic, mechanical, photocopying, recording, broadcasting or otherwise now known or herein after developed without the previous express consent by the copyright owner, except for reproduction in daily press and regular printed publications on sale to the public within 60 days of the event related to those data/results and always provided that copyright symbol appears together as follows below.

© DORNA WSBK ORGANIZATION Srl 2019



Motul Qatar Round, 24-26 October 2019 Results Race 1

Race Highlights

Time	No. Rider	Description
19.36.18		Warm-up Lap Start
19.57.49		Warm-up Lap Start
19.58.27	81 Torres	Crashed - Turn 2
19.58.46	81 Torres	Re-joined
20.00.47	81 Torres	Entered Pits
20.01.07		Start
20.02.38	81 Torres	Retired
20.03.06		No Jump Start
20.03.15	66 Sykes	Crashed - Turn 1
20.06.08	66 Sykes	Out
20.11.59	11 Cortese	Crashed - Turn 7
20.12.39	11 Cortese	Out
20.13.18	36 Mercado	Technical Problem - Finish Line
20.14.56	36 Mercado	Out
20.22.37		2/3 of Race Distance Completed
20.23.40	54 Razgatlioglu	On the Gravel - Re-Joined - Turn 6
20.34.30		2019 WorldSBK Winning Manufacturer: Kawasaki
20.35.41		End Of Session

Start End The results are provisional until the end of the time limit for protests and appeals
25/10/2019 20:01 20:35 and the completion of the technical checks.

These data/results cannot be reproduced, stored and/or transmitted in whole or in part by any manner of electronic, mechanical, photocopying, recording, broadcasting or otherwise now known or herein after developed without the previous express consent by the copyright owner, except for reproduction in daily press and regular printed publications on sale to the public within 60 days of the event related to those data/results and always provided that copyright symbol appears together as follows below.

© DORNA WSBK ORGANIZATION Srl 2019

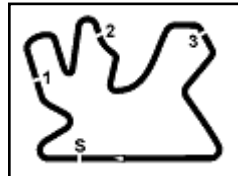
FIKR PERUGIA TIMING



Official Tyre Supplier



Official Timekeeper


Motul Qatar Round, 24-26 October 2019
Lap Chart Race 1

		Lap																
	1	2	3	4	5	6	7	8	9	10	11	12	13	14	15	16	17	
1	1	1	1	1	1	1	1	1	1	1	1	1	1	1	1	1	1	
2	22	22	22	22	22	22	22	22	22	22	22	22	7	7	7	7	7	
3	11	11	11	7	7	7	7	7	7	7	7	7	22	22	22	22	22	
4	7	7	7	11	11	19	19	19	19	19	19	19	19	19	19	19	19	
5	66	54	54	54	19	60	60	60	60	60	60	60	91	60	60	60	91	
6	91	60	60	19	54	54	54	54	91	91	91	91	60	91	91	91	60	
7	54	19	19	60	60	91	91	91	91	54	54	76	76	76	76	76	76	
8	60	91	91	91	91	76	76	76	76	76	76	28	28	28	28	28	28	
9	19	76	76	76	76	28	28	28	28	28	28	50	50	50	50	50	50	
10	76	28	28	28	28	50	50	50	50	50	2	2	2	2	2	2	2	
11	28	36	36	36	36	21	21	21	21	21	2	21	33	33	54	54	54	
12	36	21	21	21	21	33	33	33	33	33	21	33	54	54	33	33	33	
13	21	50	50	50	50	2	2	2	2	2	33	54	21	21	21	21	21	
14	50	33	33	33	33	23	23	23	23	23	23	23	23	23	23	23	23	
15	2	2	2	2	2	52	52	52	52	52	52	52	52	52	52	52	52	
16	33	52	9	23	23	9	9	9	9	9	9	9	9	9	9	9	9	
17	52	9	23	52	52	36												
18	9	23	52	9	9													
19	23																	

Final Result		
1	1 J. REA	Laps 17
2	7 C. DAVIES	2.732
3	22 A. LOWES	5.423
4	19 A. BAUTISTA	8.043
5	91 L. HASLAM	17.720
6	60 M. VAN DER MARK	17.738
7	76 L. BAZ	18.176
8	28 M. REITERBERGER	20.479
9	50 E. LAVERTY	24.500
10	2 L. CAMIER	29.320
11	54 T. RAZGATLIOGLU	33.166
12	33 M. MELANDRI	34.673
13	21 M. RINALDI	42.661
14	23 R. KIYONARI	50.020
15	52 A. DELBIANCO	54.485
16	9 D. SCHMITTER	1'08.582
RET	81 J. TORRES	
RET	36 L. MERCADO	11 Laps
RET	11 S. CORTESE	12 Laps
RET	66 T. SYKES	16 Laps

25/10/2019

These data/results cannot be reproduced, stored and/or transmitted in whole or in part by any manner of electronic, mechanical, photocopying, recording, broadcasting or otherwise now known or herein after developed without the previous express consent by the copyright owner, except for reproduction in daily press and regular printed publications on sale to the public within 60 days of the event related to those data/results and always provided that copyright symbol appears together as follows below.

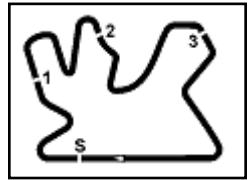
© DORNA WSBK ORGANIZATION Srl 2019

PIRELLI PERUGIA TIMING


Official Tyre Supplier



Official Timekeeper



Motul Qatar Round, 24-26 October 2019

Lap Chart Race 1

Losail International Circuit 5.380 m

2 / 4

Lap 1

1	1	J.Rea	2'01.788
2	22	A.Lowes	0.325
3	11	S.Cortese	1.088
4	7	C.Davies	2.031
5	66	T.Sykes	2.035
6	91	L.Haslam	2.060
7	54	T.Razgatlioglu	2.481
8	60	M.van der Mark	2.583
9	19	A.Bautista	3.592
10	76	L.Baz	3.885
11	28	M.Reiterberger	4.028
12	36	L.Mercado	4.334
13	21	M.Rinaldi	4.409
14	50	E.Laverty	4.855
15	2	L.Camier	5.240
16	33	M.Melandri	5.271
17	52	A.Delbianco	6.262
18	9	D.Schmitter	6.461
19	23	R.Kiyonari	6.883

13	50	E.Laverty	10.197
14	33	M.Melandri	10.427
15	2	L.Camier	11.329
16	23	R.Kiyonari	18.364
17	52	A.Delbianco	18.991
18	9	D.Schmitter	19.620

10	50	E.Laverty	15.762
11	21	M.Rinaldi	16.306
12	33	M.Melandri	16.771
13	2	L.Camier	17.648
14	23	R.Kiyonari	29.230
15	52	A.Delbianco	29.772
16	9	D.Schmitter	34.535

12	33	M.Melandri	24.565
13	54	T.Razgatlioglu	25.727
14	23	R.Kiyonari	40.061
15	52	A.Delbianco	40.469
16	9	D.Schmitter	50.066

Lap 5

1	1	J.Rea	9'52.630
2	22	A.Lowes	0.215
3	7	C.Davies	2.231
4	11	S.Cortese	3.168
5	19	A.Bautista	4.061
6	54	T.Razgatlioglu	4.958
7	60	M.van der Mark	5.210
8	91	L.Haslam	5.443
9	76	L.Baz	6.978
10	28	M.Reiterberger	7.527
11	36	L.Mercado	9.835
12	21	M.Rinaldi	11.078
13	50	E.Laverty	11.243
14	33	M.Melandri	11.513
15	2	L.Camier	13.026
16	23	R.Kiyonari	20.836
17	52	A.Delbianco	21.626
18	9	D.Schmitter	22.976

Lap 9

1	1	J.Rea	17'45.001
2	22	A.Lowes	0.424
3	7	C.Davies	1.873
4	19	A.Bautista	4.202
5	60	M.van der Mark	8.533
6	54	T.Razgatlioglu	8.754
7	91	L.Haslam	8.792
8	76	L.Baz	9.919
9	28	M.Reiterberger	12.166
10	50	E.Laverty	16.974
11	21	M.Rinaldi	17.862
12	33	M.Melandri	18.130
13	2	L.Camier	18.768
14	23	R.Kiyonari	32.285
15	52	A.Delbianco	32.946
16	9	D.Schmitter	38.309

Lap 13

1	1	J.Rea	25'39.206
2	7	C.Davies	0.999
3	22	A.Lowes	1.231
4	19	A.Bautista	5.859
5	91	L.Haslam	12.546
6	60	M.van der Mark	12.565
7	76	L.Baz	12.860
8	28	M.Reiterberger	14.662
9	50	E.Laverty	20.931
10	2	L.Camier	23.486
11	33	M.Melandri	26.402
12	54	T.Razgatlioglu	27.317
13	21	M.Rinaldi	27.500
14	23	R.Kiyonari	42.095
15	52	A.Delbianco	42.712
16	9	D.Schmitter	53.948

Lap 2

1	1	J.Rea	3'59.095
2	22	A.Lowes	0.215
3	11	S.Cortese	1.420
4	7	C.Davies	2.211
5	54	T.Razgatlioglu	3.392
6	60	M.van der Mark	3.862
7	19	A.Bautista	4.159
8	91	L.Haslam	4.283
9	76	L.Baz	5.251
10	28	M.Reiterberger	5.340
11	36	L.Mercado	6.088
12	21	M.Rinaldi	6.325
13	50	E.Laverty	7.291
14	33	M.Melandri	7.444
15	2	L.Camier	7.835
16	52	A.Delbianco	10.069
17	9	D.Schmitter	10.319
18	23	R.Kiyonari	10.564

Lap 6

1	1	J.Rea	11'50.440
2	22	A.Lowes	0.231
3	7	C.Davies	2.294
4	19	A.Bautista	4.276
5	60	M.van der Mark	6.013
6	54	T.Razgatlioglu	6.035
7	91	L.Haslam	6.309
8	76	L.Baz	7.845
9	28	M.Reiterberger	9.547
10	50	E.Laverty	12.985
11	21	M.Rinaldi	13.055
12	33	M.Melandri	13.156
13	2	L.Camier	14.864
14	23	R.Kiyonari	23.696
15	52	A.Delbianco	24.559
16	9	D.Schmitter	26.885
17	36	L.Mercado	57.468

Lap 10

1	1	J.Rea	19'43.339
2	22	A.Lowes	0.571
3	7	C.Davies	1.667
4	19	A.Bautista	4.739
5	60	M.van der Mark	9.343
6	91	L.Haslam	9.548
7	54	T.Razgatlioglu	9.931
8	76	L.Baz	10.623
9	28	M.Reiterberger	12.790
10	50	E.Laverty	18.010
11	21	M.Rinaldi	19.550
12	33	M.Melandri	19.757
13	2	L.Camier	19.898
14	23	R.Kiyonari	35.074
15	52	A.Delbianco	35.571
16	9	D.Schmitter	42.320

Lap 14

1	1	J.Rea	27'38.124
2	7	C.Davies	0.823
3	22	A.Lowes	1.421
4	19	A.Bautista	6.139
5	60	M.van der Mark	13.634
6	91	L.Haslam	13.714
7	76	L.Baz	14.164
8	28	M.Reiterberger	15.450
9	50	E.Laverty	21.706
10	2	L.Camier	24.387
11	33	M.Melandri	27.942
12	54	T.Razgatlioglu	28.298
13	21	M.Rinaldi	30.770
14	23	R.Kiyonari	43.881
15	52	A.Delbianco	44.803
16	9	D.Schmitter	57.244

Lap 3

1	1	J.Rea	5'56.606
2	22	A.Lowes	0.241
3	11	S.Cortese	1.880
4	7	C.Davies	2.371
5	54	T.Razgatlioglu	4.037
6	60	M.van der Mark	4.411
7	19	A.Bautista	4.455
8	91	L.Haslam	4.943
9	76	L.Baz	6.041
10	28	M.Reiterberger	6.405
11	36	L.Mercado	7.352
12	21	M.Rinaldi	8.272
13	50	E.Laverty	9.115
14	33	M.Melandri	9.302
15	2	L.Camier	9.950
16	9	D.Schmitter	15.429
17	23	R.Kiyonari	15.559
18	52	A.Delbianco	15.613

Lap 7

1	1	J.Rea	13'48.545
2	22	A.Lowes	0.248
3	7	C.Davies	2.171
4	19	A.Bautista	4.566
5	60	M.van der Mark	6.965
6	54	T.Razgatlioglu	7.284
7	91	L.Haslam	7.430
8	76	L.Baz	8.380
9	28	M.Reiterberger	10.569
10	50	E.Laverty	14.488
11	21	M.Rinaldi	14.882
12	33	M.Melandri	15.034
13	2	L.Camier	16.440
14	23	R.Kiyonari	26.747
15	52	A.Delbianco	27.276
16	9	D.Schmitter	30.724

Lap 11

1	1	J.Rea	21'41.904
2	22	A.Lowes	0.575
3	7	C.Davies	1.407
4	19	A.Bautista	4.911
5	60	M.van der Mark	9.967
6	91	L.Haslam	10.051
7	54	T.Razgatlioglu	10.705
8	76	L.Baz	11.251
9	28	M.Reiterberger	13.350
10	50	E.Laverty	18.766
11	2	L.Camier	21.566
12	21	M.Rinaldi	22.217
13	33	M.Melandri	22.990
14	23	R.Kiyonari	37.478
15	52	A.Delbianco	38.117
16	9	D.Schmitter	46.055

Lap 15

1	1	J.Rea	29'36.769
2	7	C.Davies	1.055
3	22	A.Lowes	2.836
4	19	A.Bautista	6.608
5	60	M.van der Mark	14.930
6	91	L.Haslam	15.068
7	76	L.Baz	15.389
8	28	M.Reiterberger	16.560
9	50	E.Laverty	22.913
10	2	L.Camier	25.628
11	54	T.Razgatlioglu	30.219
12	33	M.Melandri	30.404
13	21	M.Rinaldi	34.265
14	23	R.Kiyonari	45.925
15	52	A.Delbianco	47.236
16	9	D.Schmitter	1'00.927

Lap 4

1	1	J.Rea	7'54.578
2	22	A.Lowes	0.173
3	7	C.Davies	2.206
4	11	S.Cortese	2.961
5	54	T.Razgatlioglu	4.317
6	19	A.Bautista	4.325
7	60	M.van der Mark	4.932
8	91	L.Haslam	5.157
9	76	L.Baz	6.532
10	28	M.Reiterberger	7.074
11	36	L.Mercado	8.490
12	21	M.Rinaldi	9.753

Lap 8

1	1	J.Rea	15'46.732
2	22	A.Lowes	0.348
3	7	C.Davies	2.151
4	19	A.Bautista	4.376
5	60	M.van der Mark	7.682
6	54	T.Razgatlioglu	7.844
7	91	L.Haslam	7.943
8	76	L.Baz	9.168
9	28	M.Reiterberger	11.611

Lap 12

1	1	J.Rea	23'40.474
2	22	A.Lowes	0.633
3	7	C.Davies	1.319
4	19	A.Bautista	5.544
5	60	M.van der Mark	10.959
6	91	L.Haslam	10.981
7	76	L.Baz	11.919
8	28	M.Reiterberger	13.870
9	50	E.Laverty	19.879
10	2	L.Camier	22.772
11	21	M.Rinaldi	24.335

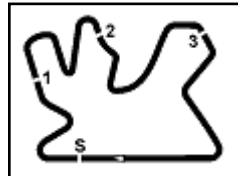
Lap 16

1	1	J.Rea	31'35.445
2	7	C.Davies	1.773
3	22	A.Lowes	4.453
4	19	A.Bautista	7.569
5	60	M.van der Mark	16.271
6	91	L.Haslam	16.282
7	76	L.Baz	16.742
8	28	M.Reiterberger	18.393
9	50	E.Laverty	24.001
10	2	L.Camier	27.708
11	54	T.Razgatlioglu	31.716
12	33	M.Melandri	32.162
13	21	M.Rinaldi	38.637

25/10/2019

These data/results cannot be reproduced, stored and/or transmitted in whole or in part by any manner of electronic, mechanical, photocopying, recording, broadcasting or otherwise now known or herein after developed without the previous express consent by the copyright owner, except for reproduction in daily press and regular printed publications on sale to the public within 60 days of the event related to those data/results and always provided that copyright symbol appears together as follows below.

© DORNA WSBK ORGANIZATION Srl 2019



Motul Qatar Round, 24-26 October 2019

Lap Chart Race 1

Losail International Circuit 5.380 m

3 / 4

14	23	R.Kiyonari	48.085
15	52	A.Delbianco	50.732
16	9	D.Schmitter	1'04.793

Lap 17

1	1	J.Rea	33'34.518
2	7	C.Davies	2.732
3	22	A.Lowes	5.423
4	19	A.Bautista	8.043
5	91	L.Haslam	17.720
6	60	M.van der Mark	17.738
7	76	L.Baz	18.176
8	28	M.Reiterberger	20.479
9	50	E.Lavery	24.500
10	2	L.Camier	29.320
11	54	T.Razgatioglu	33.166
12	33	M.Melandri	34.673
13	21	M.Rinaldi	42.661
14	23	R.Kiyonari	50.020
15	52	A.Delbianco	54.485
16	9	D.Schmitter	1'08.582

25/10/2019

These data/results cannot be reproduced, stored and/or transmitted in whole or in part by any manner of electronic, mechanical, photocopying, recording, broadcasting or otherwise now known or herein after developed without the previous express consent by the copyright owner, except for reproduction in daily press and regular printed publications on sale to the public within 60 days of the event related to those data/results and always provided that copyright symbol appears together as follows below.

© DORNA WSBK ORGANIZATION Srl 2019

FICR PERUGIA TIMING



Official Tyre Supplier



Official Timekeeper

Motul Qatar Round, 24-26 October 2019

Lap Chart Race 1

Losail International Circuit 5.380 m

4 / 4

Race Pace Comparison

	1 Rea	7 Dav	22 Low	19 Bau	91 Has	60 vdM	76 Baz	28 Rei	50 Lav	2 Cam	54 Raz	33 Mel	21 Rin	23 Kiy
1	2'01.788	2'03.819	2'02.113	2'05.380	2'03.848	2'04.371	2'05.673	2'05.816	2'06.643	2'07.028	2'04.269	2'07.059	2'06.197	2'08.671
2	1'57.307	1'57.487	1'57.197	1'57.874	1'59.530	1'58.586	1'58.673	1'58.619	1'59.743	1'59.902	1'58.218	1'59.480	1'59.223	2'00.988
3	1'57.511	1'57.671	1'57.537	1'57.807	1'58.171	1'58.060	1'58.301	1'58.576	1'59.335	1'59.626	1'58.156	1'59.369	1'59.458	2'02.506
4	1'57.972	1'57.807	1'57.904	1'57.842	1'58.186	1'58.493	1'58.463	1'58.641	1'59.054	1'59.351	1'58.252	1'59.097	1'59.453	2'00.777
5	1'58.052	1'58.077	1'58.094	1'57.788	1'58.338	1'58.330	1'58.498	1'58.505	1'59.098	1'59.749	1'58.693	1'59.138	1'59.377	2'00.524
6	1'57.810	1'57.873	1'57.826	1'58.025	1'58.676	1'58.613	1'58.677	1'59.830	1'59.552	1'59.648	1'58.887	1'59.453	1'59.787	2'00.670
7	1'58.105	1'57.982	1'58.122	1'58.395	1'59.226	1'59.057	1'58.640	1'59.127	1'59.608	1'59.681	1'59.354	1'59.983	1'59.932	2'01.156
8	1'58.187	1'58.167	1'58.287	1'57.997	1'58.700	1'58.904	1'58.975	1'59.229	1'59.461	1'59.395	1'58.747	1'59.924	1'59.611	2'00.670
9	1'58.269	1'57.991	1'58.345	1'58.095	1'59.118	1'59.120	1'59.020	1'58.824	1'59.481	1'59.389	1'59.179	1'59.628	1'59.825	2'01.324
10	1'58.338	1'58.132	1'58.485	1'58.875	1'59.094	1'59.148	1'59.042	1'58.962	1'59.374	1'59.468	1'59.515	1'59.965	2'00.026	2'01.127
11	1'58.565	1'58.305	1'58.569	1'58.737	1'59.068	1'59.189	1'59.193	1'59.125	1'59.321	2'00.233	1'59.339	2'01.798	2'01.232	2'00.969
12	1'58.570	1'58.482	1'58.628	1'59.203	1'59.500	1'59.562	1'59.238	1'59.090	1'59.683	1'59.776	2'13.592	2'00.145	2'00.688	2'01.153
13	1'58.732	1'58.412	1'59.330	1'59.047	2'00.297	2'00.338	1'59.673	1'59.524	1'59.784	1'59.446	2'00.322	2'00.569	2'01.897	2'00.766
14	1'58.918	1'58.742	1'59.108	1'59.198	2'00.086	1'59.987	2'00.222	1'59.706	1'59.693	1'59.819	1'59.899	2'00.458	2'02.188	2'00.704
15	1'58.645	1'58.877	2'00.060	1'59.114	1'59.999	1'59.941	1'59.870	1'59.755	1'59.852	1'59.886	2'00.566	2'01.107	2'02.140	2'00.689
16	1'58.676	1'59.394	2'00.293	1'59.637	1'59.890	2'00.017	2'00.029	2'00.509	1'59.764	2'00.756	2'00.173	2'00.434	2'03.048	2'00.836
17	1'59.073	2'00.032	2'00.043	1'59.547	2'00.511	2'00.540	2'00.507	2'01.159	1'59.572	2'00.685	2'00.523	2'01.584	2'03.097	2'01.008

	52 Del	9 Sch	36 Mer	11 Cor	66 Syk
1	2'08.050	2'08.249	2'06.122	2'02.876	2'03.823
2	2'01.114	2'01.165	1'59.061	1'57.639	
3	2'03.055	2'02.621	1'58.775	1'57.971	
4	2'01.350	2'02.163	1'59.110	1'59.053	
5	2'00.687	2'01.408	1'59.397	1'58.259	
6	2'00.743	2'01.719	2'45.443		
7	2'00.822	2'01.944			
8	2'00.683	2'01.998			
9	2'01.443	2'02.043			
10	2'00.963	2'02.349			
11	2'01.111	2'02.300			
12	2'00.922	2'02.581			
13	2'00.975	2'02.614			
14	2'01.009	2'02.214			
15	2'01.078	2'02.328			
16	2'02.172	2'02.542			
17	2'02.826	2'02.862			

25/10/2019

These data/results cannot be reproduced, stored and/or transmitted in whole or in part by any manner of electronic, mechanical, photocopying, recording, broadcasting or otherwise now known or herein after developed without the previous express consent by the copyright owner, except for reproduction in daily press and regular printed publications on sale to the public within 60 days of the event related to those data/results and always provided that copyright symbol appears together as follows below.

© DORNA WSBK ORGANIZATION Srl 2019

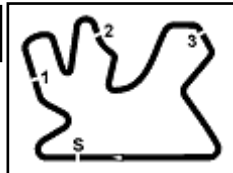
FICR PERUGIA TIMING



Official Tyre Supplier



Official Timekeeper



Motul Qatar Round, 24-26 October 2019 Best Sectors & Speed Race 1

Losail International Circuit 5.380 m

RESULTS

1	1 J. REA	Kawasaki ZX-10RR	Laps 17
2	7 C. DAVIES	Ducati Panigale V4 R	2.732
3	22 A. LOWES	Yamaha YZF R1	5.423
4	19 A. BAUTISTA	Ducati Panigale V4 R	8.043
5	91 L. HASLAM	Kawasaki ZX-10RR	17.720
6	60 M. VAN DER MARK	Yamaha YZF R1	17.738
7	76 L. BAZ	Yamaha YZF R1	18.176
8	28 M. REITERBERGER	BMW S1000 RR	20.479
9	50 E. LAVERTY	Ducati Panigale V4 R	24.500
10	2 L. CAMIER	Honda CBR1000RR	29.320
11	54 T. RAZGATLIOGLU	Kawasaki ZX-10RR	33.166
12	33 M. MELANDRI	Yamaha YZF R1	34.673
13	21 M. RINALDI	Ducati Panigale V4 R	42.661
14	23 R. KIYONARI	Honda CBR1000RR	50.020
15	52 A. DELBIANCO	Honda CBR1000RR	54.485
16	9 D. SCHMITTER	Yamaha YZF R1	1'08.582
RET	81 J. TORRES	Kawasaki ZX-10RR	
RET	36 L. MERCADO	Kawasaki ZX-10RR	11 Laps
RET	11 S. CORTESE	Yamaha YZF R1	12 Laps
RET	66 T. SYKES	BMW S1000 RR	16 Laps

SPEED

1	19 A. BAUTISTA	Ducati Panigale V4 R	325,3
2	50 E. LAVERTY	Ducati Panigale V4 R	321,4
3	7 C. DAVIES	Ducati Panigale V4 R	320,5
4	60 M. VAN DER MARK	Yamaha YZF R1	318,6
5	33 M. MELANDRI	Yamaha YZF R1	317,6
6	91 L. HASLAM	Kawasaki ZX-10RR	317,6
7	2 L. CAMIER	Honda CBR1000RR	316,7
8	21 M. RINALDI	Ducati Panigale V4 R	316,7
9	54 T. RAZGATLIOGLU	Kawasaki ZX-10RR	314,0
10	22 A. LOWES	Yamaha YZF R1	312,1
11	36 L. MERCADO	Kawasaki ZX-10RR	312,1
12	9 D. SCHMITTER	Yamaha YZF R1	311,2
13	1 J. REA	Kawasaki ZX-10RR	310,3
14	76 L. BAZ	Yamaha YZF R1	310,3
15	11 S. CORTESE	Yamaha YZF R1	308,6
16	28 M. REITERBERGER	BMW S1000 RR	308,6
17	23 R. KIYONARI	Honda CBR1000RR	307,7
18	66 T. SYKES	BMW S1000 RR	305,1
19	52 A. DELBIANCO	Honda CBR1000RR	302,5

SEG. 1

1	22 A. LOWES	25.404
2	7 C. DAVIES	25.479
3	1 J. REA	25.487
4	19 A. BAUTISTA	25.578
5	76 L. BAZ	25.672
6	11 S. CORTESE	25.680
7	54 T. RAZGATLIOGLU	25.692
8	91 L. HASLAM	25.707
9	60 M. VAN DER MARK	25.729
10	28 M. REITERBERGER	25.748
11	33 M. MELANDRI	25.866
12	50 E. LAVERTY	25.885
13	2 L. CAMIER	25.920
14	36 L. MERCADO	25.949
15	21 M. RINALDI	26.056
16	23 R. KIYONARI	26.157
17	52 A. DELBIANCO	26.198
18	9 D. SCHMITTER	26.435
19	66 T. SYKES	31.193

SEG. 2

1	22 A. LOWES	30.211
2	1 J. REA	30.269
3	11 S. CORTESE	30.313
4	7 C. DAVIES	30.375
5	54 T. RAZGATLIOGLU	30.582
6	76 L. BAZ	30.612
7	60 M. VAN DER MARK	30.647
8	19 A. BAUTISTA	30.652
9	28 M. REITERBERGER	30.702
10	66 T. SYKES	30.718
11	91 L. HASLAM	30.729
12	36 L. MERCADO	30.812
13	50 E. LAVERTY	30.952
14	21 M. RINALDI	31.017
15	2 L. CAMIER	31.033
16	33 M. MELANDRI	31.110
17	52 A. DELBIANCO	31.163
18	23 R. KIYONARI	31.234
19	9 D. SCHMITTER	31.333

SEG. 3

1	1 J. REA	28.611
2	22 A. LOWES	28.668
3	19 A. BAUTISTA	28.821
4	91 L. HASLAM	28.840
5	60 M. VAN DER MARK	28.869
6	11 S. CORTESE	28.887
7	28 M. REITERBERGER	28.893
8	54 T. RAZGATLIOGLU	28.899
9	76 L. BAZ	28.945
10	66 T. SYKES	28.959
11	7 C. DAVIES	28.978
12	36 L. MERCADO	29.098
13	33 M. MELANDRI	29.136
14	2 L. CAMIER	29.195
15	50 E. LAVERTY	29.212
16	21 M. RINALDI	29.217
17	52 A. DELBIANCO	29.625
18	23 R. KIYONARI	29.656
19	9 D. SCHMITTER	29.813

SEG. 4

1	7 C. DAVIES	32.478
2	11 S. CORTESE	32.506
3	19 A. BAUTISTA	32.507
4	1 J. REA	32.513
5	22 A. LOWES	32.518
6	60 M. VAN DER MARK	32.570
7	54 T. RAZGATLIOGLU	32.692
8	21 M. RINALDI	32.723
9	91 L. HASLAM	32.732
10	50 E. LAVERTY	32.801
11	36 L. MERCADO	32.810
12	28 M. REITERBERGER	32.898
13	33 M. MELANDRI	32.901
14	2 L. CAMIER	32.934
15	66 T. SYKES	32.953
16	76 L. BAZ	32.985
17	23 R. KIYONARI	33.202
18	9 D. SCHMITTER	33.230
19	52 A. DELBIANCO	33.416

25/10/2019

These data/results cannot be reproduced, stored and/or transmitted in whole or in part by any manner of electronic, mechanical, photocopying, recording, broadcasting or otherwise now known or herein after developed without the previous express consent by the copyright owner, except for reproduction in daily press and regular printed publications on sale to the public within 60 days of the event related to those data/results and always provided that copyright symbol appears together as follows below.

© DORNA WSBK ORGANIZATION Srl 2019

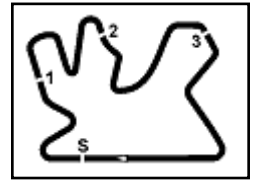
FICR PERUGIA TIMING



Official Tyre Supplier



Official Timekeeper



Motul Qatar Round, 24-26 October 2019 Chronological Analysis Race 1

Losail International Circuit 5.380 m

Start at 20:00'54.644

1 / 3

1° 1 J. REA (1'57.307)							
Lap	Seg.1	Seg.2	Seg.3	Seg.4	Lap Time	km/h	Local Time
1		30.269	28.611	32.513	2'01.788		20:02'56.432
2	25.487	30.372	28.787	32.661	1'57.307	306,8	20:04'53.739
3	25.513	30.448	28.863	32.687	1'57.511		20:06'51.250
4	25.568	30.579	29.053	32.772	1'57.972		20:08'49.222
5	25.580	30.530	29.071	32.871	1'58.052	308,6	20:10'47.274
6	25.529	30.559	28.949	32.773	1'57.810	307,7	20:12'45.084
7	25.589	30.637	29.039	32.840	1'58.105	308,6	20:14'43.189
8	25.605	30.710	29.059	32.813	1'58.187	307,7	20:16'41.376
9	25.658	30.731	29.043	32.837	1'58.269	307,7	20:18'39.645
10	25.780	30.739	29.078	32.741	1'58.338	309,5	20:20'37.983
11	25.758	30.726	29.164	32.917	1'58.565		20:22'36.548
12	25.688	30.743	29.247	32.892	1'58.570	309,5	20:24'35.118
13	25.747	30.895	29.158	32.932	1'58.732	310,3	20:26'33.850
14	25.717	30.703	29.596	32.902	1'58.918		20:28'32.768
15	25.671	30.863	29.169	32.942	1'58.645	309,5	20:30'31.413
16	25.742	30.813	29.183	32.938	1'58.676	310,3	20:32'30.089
17	25.911	30.961	29.255	32.946	1'59.073	310,3	20:34'29.162
Race Time 33'34.518							

2	25.797	30.652	28.845	32.580	1'57.874		20:04'57.898
3	25.687	30.721	28.821	32.578	1'57.807	322,4	20:06'55.705
4	25.659	30.777	28.862	32.544	1'57.842	325,3	20:08'53.547
5	25.624	30.711	28.946	32.507	1'57.788	324,3	20:10'51.335
6	25.578	30.833	29.026	32.588	1'58.025	323,4	20:12'49.360
7	25.629	31.013	29.089	32.664	1'58.395	321,4	20:14'47.755
8	25.580	30.736	29.077	32.604	1'57.997	322,4	20:16'45.752
9	25.610	30.861	29.009	32.615	1'58.095		20:18'43.847
10	25.693	31.072	29.256	32.854	1'58.875	322,4	20:20'42.722
11	25.671	31.020	29.283	32.763	1'58.737	320,5	20:22'41.459
12	25.860	31.177	29.304	32.862	1'59.203		20:24'40.662
13	25.810	31.033	29.339	32.865	1'59.047	320,5	20:26'39.709
14	25.807	31.102	29.288	33.001	1'59.198	319,5	20:28'38.907
15	25.774	31.064	29.426	32.850	1'59.114	319,5	20:30'38.021
16	25.868	31.230	29.577	32.962	1'59.637	320,5	20:32'37.658
17	25.845	31.241	29.454	33.007	1'59.547	321,4	20:34'37.205
Race Time 33'42.561							

2° 7 C. DAVIES (1'57.487)							
Lap	Seg.1	Seg.2	Seg.3	Seg.4	Lap Time	km/h	Local Time
1		30.982	29.010	32.514	2'03.819		20:02'58.463
2	25.590	30.375	29.044	32.478	1'57.487	317,6	20:04'55.950
3	25.553	30.543	28.978	32.597	1'57.671	317,6	20:06'53.621
4	25.479	30.679	29.071	32.578	1'57.807	320,5	20:08'51.428
5	25.621	30.576	29.183	32.697	1'58.077		20:10'49.505
6	25.612	30.610	29.062	32.589	1'57.873	316,7	20:12'47.378
7	25.654	30.589	29.135	32.604	1'57.982	316,7	20:14'45.360
8	25.588	30.737	29.155	32.687	1'58.167	317,6	20:16'43.527
9	25.640	30.593	29.141	32.617	1'57.991	317,6	20:18'41.518
10	25.680	30.676	29.130	32.646	1'58.132	317,6	20:20'39.650
11	25.671	30.768	29.163	32.703	1'58.305	318,6	20:22'37.955
12	25.665	30.829	29.244	32.744	1'58.482	317,6	20:24'36.437
13	25.662	30.867	29.058	32.825	1'58.412	319,5	20:26'34.849
14	25.730	30.945	29.338	32.729	1'58.742		20:28'33.591
15	25.759	30.898	29.329	32.891	1'58.877	318,6	20:30'32.468
16	25.820	31.089	29.491	32.994	1'59.394	317,6	20:32'31.862
17	25.948	31.239	29.747	33.098	2'00.032	317,6	20:34'31.894
Race Time 33'37.250							

5° 91 L. HASLAM (1'58.171)							
Lap	Seg.1	Seg.2	Seg.3	Seg.4	Lap Time	km/h	Local Time
1		30.729	28.907	32.834	2'03.848		20:02'58.492
2	26.286	31.517	28.918	32.809	1'59.530	312,1	20:04'58.022
3	25.798	30.772	28.840	32.761	1'58.171	308,6	20:06'56.193
4	25.707	30.895	28.852	32.732	1'58.186		20:08'54.379
5	25.710	30.884	28.973	32.771	1'58.338	314,9	20:10'52.717
6	25.866	30.952	28.992	32.866	1'58.676	314,9	20:12'51.393
7	25.919	31.450	29.046	32.811	1'59.226	311,2	20:14'50.619
8	25.793	30.875	29.183	32.849	1'58.700	314,0	20:16'49.319
9	25.969	31.021	29.259	32.869	1'59.118	312,1	20:18'48.437
10	25.837	31.028	29.264	32.965	1'59.094	317,6	20:20'47.531
11	25.834	30.970	29.308	32.956	1'59.068	311,2	20:22'46.599
12	25.943	31.094	29.407	33.056	1'59.500	309,5	20:24'46.099
13	25.990	31.268	29.680	33.359	2'00.297	307,7	20:26'46.396
14	26.109	31.368	29.433	33.176	2'00.086	301,7	20:28'46.482
15	26.187	31.130	29.457	33.225	1'59.999	309,5	20:30'46.481
16	25.955	31.244	29.520	33.171	1'59.890	310,3	20:32'46.371
17	26.193	31.432	29.592	33.294	2'00.511	306,8	20:34'46.882
Race Time 33'52.238							

3° 22 A. LOWES (1'57.197)							
Lap	Seg.1	Seg.2	Seg.3	Seg.4	Lap Time	km/h	Local Time
1		30.211	28.668	32.518	2'02.113		20:02'56.757
2	25.404	30.412	28.780	32.601	1'57.197		20:04'53.954
3	25.555	30.530	28.776	32.676	1'57.537	310,3	20:06'51.491
4	25.581	30.656	28.993	32.674	1'57.904	311,2	20:08'49.395
5	25.709	30.635	28.949	32.801	1'58.094	311,2	20:10'47.489
6	25.602	30.659	28.848	32.717	1'57.826	312,1	20:12'45.315
7	25.557	30.816	28.965	32.784	1'58.122	311,2	20:14'43.437
8	25.663	30.772	29.081	32.771	1'58.287	311,2	20:16'41.724
9	25.749	30.703	29.015	32.878	1'58.345	309,5	20:18'40.069
10	25.586	30.985	29.149	32.765	1'58.485	310,3	20:20'38.554
11	25.683	30.904	29.042	32.940	1'58.569	310,3	20:22'37.123
12	25.632	30.879	29.199	32.918	1'58.628	310,3	20:24'35.751
13	25.712	31.090	29.333	33.195	1'59.330	310,3	20:26'35.081
14	25.934	31.062	29.173	32.939	1'59.108	311,2	20:28'34.189
15	25.888	31.418	29.545	33.209	2'00.060	311,2	20:30'34.249
16	25.919	31.463	29.645	33.266	2'00.293	309,5	20:32'34.542
17	25.904	31.466	29.462	33.211	2'00.043	308,6	20:34'34.585
Race Time 33'39.941							

6° 60 M. VAN DER MARK (1'58.060)							
Lap	Seg.1	Seg.2	Seg.3	Seg.4	Lap Time	km/h	Local Time
1		31.006	28.905	32.570	2'04.371		20:02'59.015
2	25.910	31.111	28.923	32.642	1'58.586	318,6	20:04'57.601
3	25.731	30.647	28.869	32.813	1'58.060	314,0	20:06'55.661
4	25.999	30.871	28.893	32.730	1'58.493	314,0	20:08'54.154
5	25.778	30.832	28.975	32.745	1'58.330	314,9	20:10'52.484
6	25.956	30.809	29.068	32.780	1'58.613		20:12'51.097
7	25.913	30.905	29.269	32.970	1'59.057		20:14'50.154
8	25.729	30.935	29.267	32.973	1'58.904	308,6	20:16'49.058
9	25.854	30.986	29.306	32.974	1'59.120	308,6	20:18'48.178
10	25.933	30.840	29.362	33.013	1'59.148	306,8	20:20'47.326
11	25.864	30.852	29.395	33.078	1'59.189	306,8	20:22'46.515
12	25.866	31.100	29.443	33.153	1'59.562	307,7	20:24'46.077
13	26.150	31.275	29.778	33.135	2'00.338	309,5	20:26'46.415
14	25.997	31.235	29.562	33.193	1'59.987	307,7	20:28'46.402
15	26.073	31.091	29.580	33.197	1'59.941	305,1	20:30'46.343
16	25.960	31.160	29.606	33.291	2'00.017	305,9	20:32'46.360
17	26.236	31.572	29.586	33.146	2'00.540	304,2	20:34'46.900
Race Time 33'52.256							

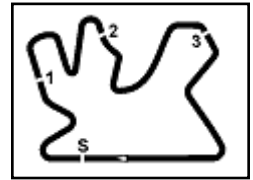
4° 19 A. BAUTISTA (1'57.788)							
Lap	Seg.1	Seg.2	Seg.3	Seg.4	Lap Time	km/h	Local Time
1		31.576	29.154	32.641	2'05.380		20:03'00.024

7° 76 L. BAZ (1'58.301)							
Lap	Seg.1	Seg.2	Seg.3	Seg.4	Lap Time	km/h	Local Time
1		31.578	29.262	33.177	2'05.673		20:03'00.317
2	25.860	30.797	28.945	33.071	1'58.673	305,9	20:04'58.990
3	25.716	30.612	28.988	32.985	1'58.301	306,8	20:06'57.291
4	25.672	30.739	28.982	33.070	1'58.463	305,9	20:08'55.754

25/10/2019 P = Pits In/Out - C = Lap Time Cancelled

These data/results cannot be reproduced, stored and/or transmitted in whole or in part by any manner of electronic, mechanical, photocopying, recording, broadcasting or otherwise now known or herein after developed without the previous express consent by the copyright owner, except for reproduction in daily press and regular printed publications on sale to the public within 60 days of the event related to those data/results and always provided that copyright symbol appears together as follows below.

© DORNA WSBK ORGANIZATION Srl 2019



Motul Qatar Round, 24-26 October 2019

Chronological Analysis Race 1

Losail International Circuit 5.380 m

Start at 20:00'54.644

2 / 3

Lap	Seg.1	Seg.2	Seg.3	Seg.4	Lap Time	km/h	Local Time
5	25.762	30.739	28.979	33.018	1'58.498	305,9	20:10'54.252
6	25.826	30.796	28.984	33.071	1'58.677	305,1	20:12'52.929
7	25.776	30.774	29.030	33.060	1'58.640	305,9	20:14'51.569
8	25.890	30.940	29.153	32.992	1'58.975	306,8	20:16'50.544
9	25.813	30.873	29.224	33.110	1'59.020	306,8	20:18'49.564
10	25.940	30.933	29.082	33.087	1'59.042	305,9	20:20'48.606
11	25.902	30.935	29.186	33.170	1'59.193	306,8	20:22'47.799
12	25.916	30.978	29.183	33.161	1'59.238	306,8	20:24'47.037
13	25.975	31.087	29.340	33.271	1'59.673	305,9	20:26'46.710
14	26.086	31.308	29.457	33.371	2'00.222	310,3	20:28'46.932
15	26.026	31.185	29.357	33.302	1'59.870	306,8	20:30'46.802
16	26.084	31.122	29.357	33.466	2'00.029	306,8	20:32'46.831
17	26.075	31.535	29.529	33.368	2'00.507	306,8	20:34'47.338
Race Time 33'52.694							

8° 28 M. REITERBERGER (1'58.505)

Lap	Seg.1	Seg.2	Seg.3	Seg.4	Lap Time	km/h	Local Time
1		31.416	29.626	32.898	2'05.816		20:03'00.460
2	26.046	30.707	28.941	32.925	1'58.619		20:04'59.079
3	25.954	30.773	28.893	32.956	1'58.576		20:06'57.655
4	26.097	30.714	28.906	32.924	1'58.641		20:08'56.296
5	25.748	30.780	29.062	32.915	1'58.505		20:10'54.801
6	26.116	31.175	29.088	33.451	1'59.830		20:12'54.631
7	25.841	30.903	29.230	33.153	1'59.127		20:14'53.758
8	25.957	30.766	29.281	33.225	1'59.229	306,8	20:16'52.987
9	25.849	30.785	29.168	33.022	1'58.824		20:18'51.811
10	25.837	30.702	29.243	33.180	1'58.962	307,7	20:20'50.773
11	25.893	30.810	29.266	33.156	1'59.125	306,8	20:22'49.898
12	25.908	30.863	29.140	33.179	1'59.090	307,7	20:24'48.988
13	25.949	30.962	29.419	33.194	1'59.524	306,8	20:26'48.512
14	26.040	31.050	29.423	33.193	1'59.706		20:28'48.218
15	25.988	31.012	29.519	33.236	1'59.755	307,7	20:30'47.973
16	26.112	31.295	29.573	33.529	2'00.509	308,6	20:32'48.482
17	26.304	31.426	29.905	33.524	2'01.159	307,7	20:34'49.641
Race Time 33'54.997							

9° 50 E. LAVERTY (1'59.054)

Lap	Seg.1	Seg.2	Seg.3	Seg.4	Lap Time	km/h	Local Time
1		31.972	29.350	32.957	2'06.643		20:03'01.287
2	26.172	31.105	29.472	32.994	1'59.743	319,5	20:05'01.030
3	26.109	31.040	29.290	32.896	1'59.335	319,5	20:07'00.365
4	26.004	31.037	29.212	32.801	1'59.054	317,6	20:08'59.419
5	26.018	30.984	29.254	32.842	1'59.098	316,7	20:10'58.517
6	26.064	31.245	29.367	32.876	1'59.552	321,4	20:12'58.069
7	26.033	31.073	29.447	33.055	1'59.608	315,8	20:14'57.677
8	25.910	30.971	29.398	33.182	1'59.461	315,8	20:16'57.138
9	25.967	31.055	29.519	32.940	1'59.481	314,9	20:18'56.619
10	26.007	30.952	29.446	32.969	1'59.374	315,8	20:20'55.993
11	25.885	30.989	29.546	32.901	1'59.321	315,8	20:22'55.314
12	25.936	31.067	29.609	33.071	1'59.683	314,0	20:24'54.997
13	26.038	31.173	29.547	33.026	1'59.784	314,9	20:26'54.781
14	25.967	31.068	29.595	33.063	1'59.693	315,8	20:28'54.474
15	26.142	31.046	29.670	32.994	1'59.852	314,9	20:30'54.326
16	26.158	31.066	29.637	32.903	1'59.764	315,8	20:32'54.090
17	26.104	30.963	29.538	32.967	1'59.572	315,8	20:34'53.662
Race Time 33'59.018							

10° 2 L. CAMIER (1'59.351)

Lap	Seg.1	Seg.2	Seg.3	Seg.4	Lap Time	km/h	Local Time
1		31.723	29.388	33.154	2'07.028		20:03'01.672
2	26.287	31.239	29.289	33.087	1'59.902	316,7	20:05'01.574
3	26.224	31.099	29.249	33.054	1'59.626	315,8	20:07'01.200
4	26.100	31.033	29.195	33.023	1'59.351	314,9	20:09'00.551
5	25.962	31.438	29.295	33.054	1'59.749	314,0	20:11'00.300
6	25.920	31.178	29.411	33.139	1'59.648	312,1	20:12'59.948
7	26.153	31.143	29.352	33.033	1'59.681	312,1	20:14'59.629

11° 54 T. RAZGATLIOGLU (1'58.156)

Lap	Seg.1	Seg.2	Seg.3	Seg.4	Lap Time	km/h	Local Time
1		30.945	28.962	32.692	2'04.269		20:02'58.913
2	26.007	30.582	28.922	32.707	1'58.218	314,0	20:04'57.131
3	25.695	30.616	28.899	32.946	1'58.156	306,8	20:06'55.287
4	25.706	30.678	29.010	32.858	1'58.252	305,1	20:08'53.539
5	25.958	30.773	29.063	32.899	1'58.693	305,9	20:10'52.232
6	25.755	30.881	29.149	33.102	1'58.887	309,5	20:12'51.119
7	26.073	31.048	29.181	33.052	1'59.354	306,8	20:14'50.473
8	25.692	30.888	29.201	32.966	1'58.747	306,8	20:16'49.220
9	25.864	31.016	29.294	33.005	1'59.179	310,3	20:18'48.399
10	26.096	31.034	29.295	33.090	1'59.515	307,7	20:20'47.914
11	25.912	31.074	29.291	33.062	1'59.339	309,5	20:22'47.253
12	25.833	44.582	29.943	33.234	2'13.592	309,5	20:25'00.845
13	25.914	31.134	29.810	33.464	2'00.322	302,5	20:27'01.167
14	25.933	31.230	29.521	33.215	1'59.899	303,4	20:29'01.066
15	26.083	31.492	29.598	33.393	2'00.566	312,1	20:31'01.632
16	26.103	31.225	29.568	33.277	2'00.173	303,4	20:33'01.805
17	26.088	31.413	29.658	33.364	2'00.523	300,8	20:35'02.328
Race Time 34'07.684							

12° 33 M. MELANDRI (1'59.097)

Lap	Seg.1	Seg.2	Seg.3	Seg.4	Lap Time	km/h	Local Time
1		32.056	29.300	33.018	2'07.059		20:03'01.703
2	25.866	31.198	29.410	33.006	1'59.480	315,8	20:05'01.183
3	26.029	31.199	29.229	32.912	1'59.369	314,9	20:07'00.552
4	25.929	31.131	29.136	32.901	1'59.097	317,6	20:08'59.649
5	25.947	31.110	29.149	32.932	1'59.138	317,6	20:10'58.787
6	25.995	31.180	29.359	32.919	1'59.453	316,7	20:12'58.240
7	26.169	31.495	29.273	33.046	1'59.983	311,2	20:14'58.223
8	26.072	31.371	29.309	33.172	1'59.924	315,8	20:16'58.147
9	25.999	31.116	29.308	33.205	1'59.628	311,2	20:18'57.775
10	26.054	31.319	29.538	33.054	1'59.965	315,8	20:20'57.740
11	26.167	32.870	29.703	33.058	2'01.798	315,8	20:22'59.538
12	25.995	31.509	29.428	33.213	2'00.145	312,1	20:24'59.683
13	26.254	31.501	29.675	33.139	2'00.569	315,8	20:27'00.252
14	26.295	31.191	29.579	33.393	2'00.458	307,7	20:29'00.710
15	26.299	31.922	29.610	33.276	2'01.107	306,8	20:31'01.817
16	26.243	31.357	29.676	33.158	2'00.434	314,0	20:33'02.251
17	26.367	31.703	29.920	33.594	2'01.584	312,1	20:35'03.835
Race Time 34'09.191							

13° 21 M. RINALDI (1'59.223)

Lap	Seg.1	Seg.2	Seg.3	Seg.4	Lap Time	km/h	Local Time
1		31.619	29.279	32.829	2'06.197		20:03'00.841
2	26.132	31.151	29.217	32.723	1'59.223	313,0	20:05'00.064
3	26.079	31.067	29.363	32.949	1'59.458	316,7	20:06'59.522
4	26.127	31.082	29.326	32.918	1'59.453		20:08'58.975
5	26.068	31.017	29.398	32.894	1'59.377	315,8	20:10'58.352
6	26.102	31.121	29.380	33.184	1'59.787	315,8	20:12'58.139
7	26.105	31.487	29.340	33.000	1'59.932	315,8	20:14'58.071
8	26.056	31.289	29.305	32.961	1'59.611	316,7	20:16'57.682
9	26.141	31.176	29.470	33.038	1'59.825	315,8	20:18'57.507
10	26.204	31.266	29.527	33.029	2'00.026	314,9	20:20'57.533

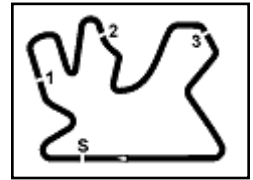
25/10/2019

P = Pits In/Out - C = Lap Time Cancelled

These data/results cannot be reproduced, stored and/or transmitted in whole or in part by any manner of electronic, mechanical, photocopying, recording, broadcasting or otherwise now known or herein after developed without the previous express consent by the copyright owner, except for reproduction in daily press and regular printed publications on sale to the public within 60 days of the event related to those data/results and always provided that copyright symbol appears together as follows below.

© DORNA WSBK ORGANIZATION Srl 2019





Motul Qatar Round, 24-26 October 2019 Chronological Analysis Race 1

Losail International Circuit 5.380 m

Start at 20:00'54.644

3 / 3

11	26.288	31.992	29.733	33.219	2'01.232	314,0	20:22'58.765	14	26.756	31.616	30.145	33.697	2'02.214	20:29'30.012
12	26.322	31.506	29.701	33.159	2'00.688	314,9	20:24'59.453	15	26.762	31.554	30.272	33.740	2'02.328	20:31'32.340
13	26.307	31.555	30.282	33.753	2'01.897	314,0	20:27'01.350	16	26.733	31.657	30.415	33.737	2'02.542	20:33'34.882
14	26.528	31.976	30.232	33.452	2'02.188	309,5	20:29'03.538	17	26.846	31.779	30.435	33.802	2'02.862	20:35'37.744
15	26.764	32.051	29.987	33.338	2'02.140	312,1	20:31'05.678							Race Time 34'43.100
16	26.953	32.139	30.369	33.587	2'03.048	313,0	20:33'08.726							
17	26.506	31.723	30.440	34.428	2'03.097	313,0	20:35'11.823							

Race Time 34'17.179

14° 23 R. KIYONARI (2'00.524)

Lap	Seg.1	Seg.2	Seg.3	Seg.4	Lap Time	km/h	Local Time
1		31.999	29.896	33.238	2'08.671		20:03'03.315
2	26.414	31.486	29.832	33.256	2'00.988	307,7	20:05'04.303
3	26.788	31.554	30.633	33.531	2'02.506	307,7	20:07'06.809
4	26.546	31.275	29.656	33.300	2'00.777	303,4	20:09'07.586
5	26.157	31.234	29.751	33.382	2'00.524	306,8	20:11'08.110
6	26.181	31.348	29.710	33.431	2'00.670	306,8	20:13'08.780
7	26.392	31.304	29.884	33.576	2'01.156	303,4	20:15'09.936
8	26.160	31.330	29.883	33.297	2'00.670	304,2	20:17'10.606
9	26.394	31.412	30.027	33.491	2'01.324	305,9	20:19'11.930
10	26.398	31.353	29.898	33.478	2'01.127	305,9	20:21'13.057
11	26.281	31.433	29.826	33.429	2'00.969	305,9	20:23'14.026
12	26.384	31.496	30.003	33.270	2'01.153	302,5	20:25'15.179
13	26.254	31.309	29.975	33.228	2'00.766	304,2	20:27'15.945
14	26.172	31.423	29.898	33.211	2'00.704	307,7	20:29'16.649
15	26.224	31.375	29.811	33.279	2'00.689	306,8	20:31'17.338
16	26.261	31.384	29.989	33.202	2'00.836	306,8	20:33'18.174
17	26.249	31.520	29.965	33.274	2'01.008	306,8	20:35'19.182

Race Time 34'24.538

15° 52 A. DELBIANCO (2'00.683)

Lap	Seg.1	Seg.2	Seg.3	Seg.4	Lap Time	km/h	Local Time
1		31.815	29.803	33.416	2'08.050		20:03'02.694
2	26.386	31.324	29.757	33.647	2'01.114	300,8	20:05'03.808
3	27.047	31.530	30.711	33.767	2'03.055	298,3	20:07'06.863
4	26.736	31.430	29.718	33.466	2'01.350	302,5	20:09'08.213
5	26.245	31.203	29.631	33.608	2'00.687	298,3	20:11'08.900
6	26.198	31.258	29.625	33.662	2'00.743	297,5	20:13'09.643
7	26.276	31.168	29.752	33.626	2'00.822	298,3	20:15'10.465
8	26.306	31.168	29.762	33.447	2'00.683	299,2	20:17'11.148
9	26.728	31.163	29.881	33.671	2'01.443	299,2	20:19'12.591
10	26.349	31.216	29.838	33.560	2'00.963	296,7	20:21'13.554
11	26.315	31.269	29.879	33.648	2'01.111	296,7	20:23'14.665
12	26.231	31.215	30.008	33.468	2'00.922	295,9	20:25'15.587
13	26.287	31.310	29.810	33.568	2'00.975	296,7	20:27'16.562
14	26.277	31.281	29.942	33.509	2'01.009	297,5	20:29'17.571
15	26.228	31.262	29.926	33.662	2'01.078	299,2	20:31'18.649
16	26.462	31.593	30.183	33.934	2'02.172	296,7	20:33'20.821
17	26.717	31.752	30.259	34.098	2'02.826	295,9	20:35'23.647

Race Time 34'29.003

16° 9 D. SCHMITTER (2'01.165)

Lap	Seg.1	Seg.2	Seg.3	Seg.4	Lap Time	km/h	Local Time
1		31.601	29.829	33.230	2'08.249		20:03'02.893
2	26.586	31.333	29.863	33.383	2'01.165	311,2	20:05'04.058
3	26.658	31.461	30.735	33.767	2'02.621	305,1	20:07'06.679
4	26.824	31.993	29.813	33.533	2'02.163	300,0	20:09'08.842
5	26.435	31.376	30.124	33.473	2'01.408	301,7	20:11'10.250
6	26.480	31.610	29.915	33.714	2'01.719	299,2	20:13'11.969
7	26.647	31.527	30.098	33.672	2'01.944	298,3	20:15'13.913
8	26.655	31.584	30.097	33.662	2'01.998	297,5	20:17'15.911
9	26.658	31.635	30.014	33.736	2'02.043	298,3	20:19'17.954
10	26.851	31.776	30.064	33.658	2'02.349	297,5	20:21'20.303
11	26.767	31.535	30.285	33.713	2'02.300	297,5	20:23'22.603
12	26.792	31.731	30.329	33.729	2'02.581	297,5	20:25'25.184
13	26.721	31.630	30.391	33.872	2'02.614	296,7	20:27'27.798

25/10/2019

P = Pits In/Out - C = Lap Time Cancelled

These data/results cannot be reproduced, stored and/or transmitted in whole or in part by any manner of electronic, mechanical, photocopying, recording, broadcasting or otherwise now known or herein after developed without the previous express consent by the copyright owner, except for reproduction in daily press and regular printed publications on sale to the public within 60 days of the event related to those data/results and always provided that copyright symbol appears together as follows below.

© DORNA WSBK ORGANIZATION Srl 2019

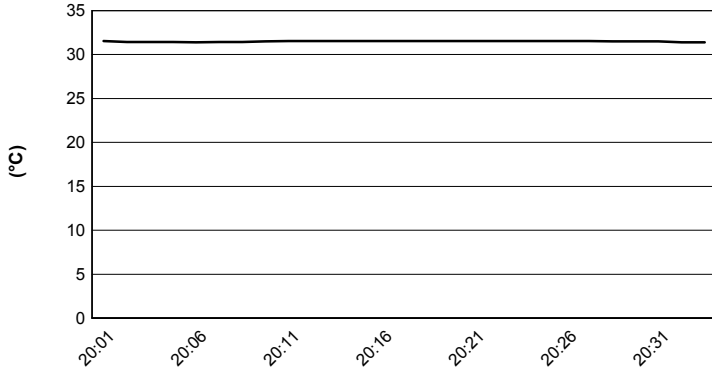


Motul Qatar Round, 24-26 October 2019

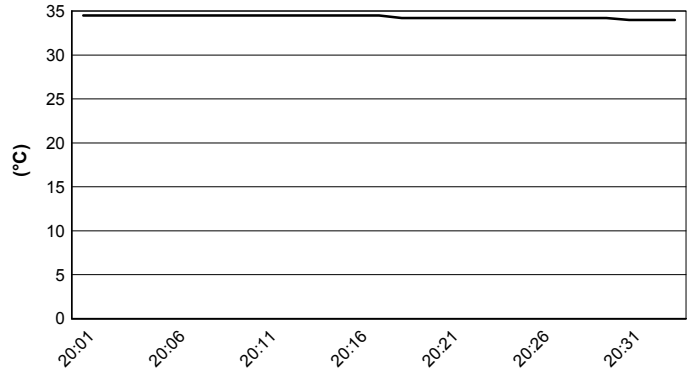
Weather Report Race 1

Session started 20:01 - Session ended 20:35

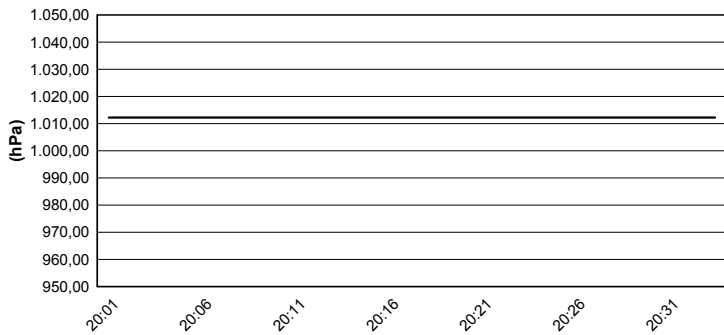
Air Temperature



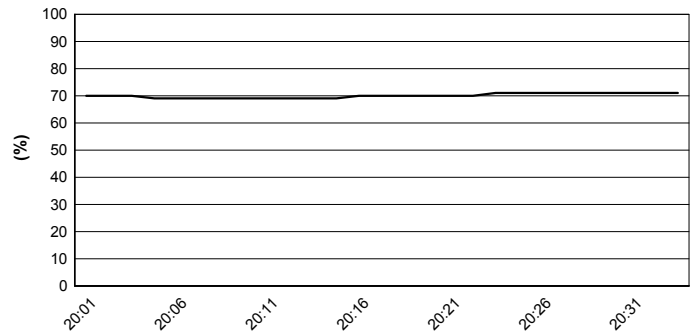
Track Temperature



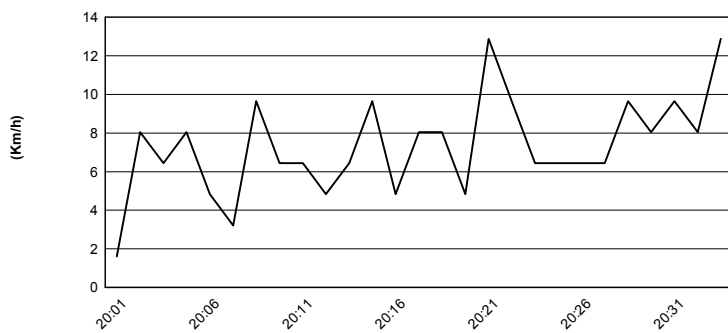
Air Pressure



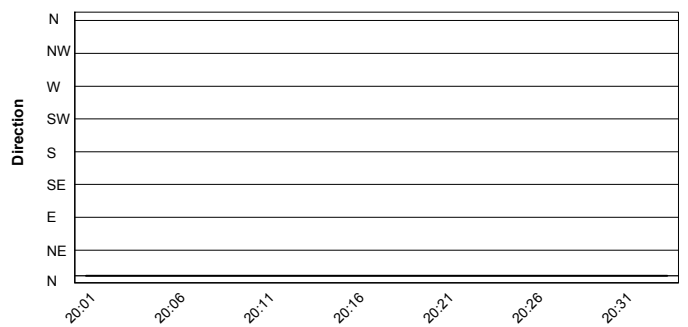
Humidity



Wind Speed



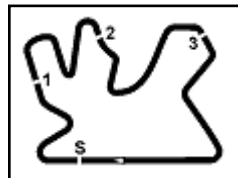
Wind Direction



25/10/2019

These data/results cannot be reproduced, stored and/or transmitted in whole or in part by any manner of electronic, mechanical, photocopying, recording, broadcasting or otherwise now known or herein after developed without the previous express consent by the copyright owner, except for reproduction in daily press and regular printed publications on sale to the public within 60 days of the event related to those data/results and always provided that copyright symbol appears together as follows below.

© DORNA WSBK ORGANIZATION Srl 2019



Motul Qatar Round, 24-26 October 2019 Championship Standings

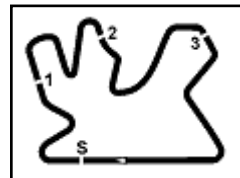
Losail International Circuit 5.380 m

1 / 3

Points	Points From First	Points From Previous	February 24 PHILLIP ISLAND		March 17 BURIRAM		April 7 ARAGON		April 14 ASSEN		May 12 IMOLA		June 9 JEREZ		June 23 MISANO		July 7 DONINGTON PARK		July 14 LAGUNA SECA		September 8 PORTIMAO		September 29 MAGNY COURS		October 13 SAN JUAN		October 26 LOSAIL			
			1	2	1	2	1	2	1	2	1	2	1	2	1	2	1	2	1	2	1	2	1	2	1	2	1	2	1	2
1	REA Jonathan (GBR)	626	20	20	20	20	20	20	20	16	25	12	13	20	25	25	25	25	20	25	20	20	25	20	25	20	25	25		
2	BAUTISTA Alvaro (ESP)	473	153	25	25	25	25	25	25	20	20	7	25	25	16	2	16	16	12	12	13	12	25	11	25	11	13			
3	LOWES Alex (GBR)	321	305	152	13	11	16	16	13	11	13	13	9	2	13	11	13	11	13	9	13	9	13	10	16	11	10	16		
4	VAN DER MARK Michael (NED)	314	312	7	11	13	13	13	10	8	16	20	13	20	25	9	8	8	9	16	9	4	3	20	13	13	10			
5	RAZGATLIOGLU Toprak (TUR)	304	322	10	10	6	7	8	7	7	16	11	16	11	16	20	3	20	16	16	10	16	25	16	16	5				
6	DAVIES Chaz (GBR)	269	357	35	6	9	1	16	16	9	11	9	9	11	9	6	7	20	25	20	13	6	20	20						
7	HASLAM Leon (GBR)	268	358	1	1	16	11	11	7	13	11	8	11	7	11	16	11	10	11	11	9	10	6	11						
8	SYKES Tom (GBR)	219	407	49	9	3	7	11	4	6	9	2	10	9	20	10	20	9	13	11	3	7	16	8	9					
9	MELANDRI Marco (ITA)	177	449	42	16	10	10	4	5	4	2	10	16	10	4	2	6	7	7	7	8	8	10	2	4					
10	TORRES Jordi (ESP)	132	494	45	5	2	5	6	6	9	8	6	5	8	4	6	10	8	5	5	5	6	8	7						
11	BAZ Loris (FRA)	127	499	5										4	7	13	4	13	10	8	9	10	13	11	4	9				
12	CORTESE Sandro (GER)	126	500	1	8	8	9	9	9	6	3	5	8	10	9	1	3	2	2	8	6	6	1	1						
13	RINALDI Michael Ruben (ITA)	121	505	5	7	8	8	3	7	1	8	6	13	11	3	4	4	6	6	6	4	2	4	5	3					
14	REITERBERGER Markus (GER)	81	545	40	3	4	2	5	1	10	10	6	5	4	1	5	1	3	4	3	1	5	8							
15	MERCADO Leandro (ARG)	75	551	6	2	5	4							3	5	6	10	2	4	5	2	1	4	5	7	8				
16	LAVERTY Eugene (IRL)	70	556	5	4	7		1	10	2	3						5	4	2	7	4	9	7							
17	CAMIER Leon (GBR)	51	575	19	6	3	5	3	5	4											9	7	3	6						
18	DELBIANCO Alessandro (ITA)	29	597	22			3					1	1	5	7	1	3					1	6	1						
19	KIYONARI Ryuichi (JPN)	24	602	5	1	4	2	2	1	2					2	5	1					2								
20	ZANETTI Lorenzo (ITA)	21	605	3								7			7	7														
21	HICKMAN Peter (GBR)	14	612	7													9	5												
22	BRIDEWELL Thomas (GBR)	12	614	2								4	2	6																
23	TAKAHASHI Yuki (JPN)	11	615	1										3	8															
24	PIRRO Michele (ITA)	10	616	1																										
25	CAVALIERI Samuele (ITA)	6	620	4											3	3														
26	BARRIER Sylvain (FRA)	3	623	3																			3							

25/10/2019 First Line: Race 1 & 2 - Second Line: Tissot Superpole Race
These data/results cannot be reproduced, stored and/or transmitted in whole or in part by any manner of electronic, mechanical, photocopying, recording, broadcasting or otherwise now known or herein after developed without the previous express consent by the copyright owner, except for reproduction in daily press and regular printed publications on sale to the public within 60 days of the event related to those data/results and always provided that copyright symbol appears together as follows below.
© DORNA WSBK ORGANIZATION Srl 2019





Motul Qatar Round, 24-26 October 2019
Championship Standings

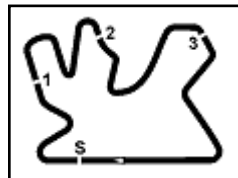
	Points	Points From First	Points From Previous	February 24 PHILLIP ISLAND	March 17 BURIRAM	April 7 ARAGON	April 14 ASSEN	May 12 IMOLA	June 9 JEREZ	June 23 MISANO	July 7 DONINGTON PARK	July 14 LAGUNA SECA	September 8 PORTIMAO	September 29 MAGNY COURS	October 13 SAN JUAN	October 26 LOSAIL		
27 BARBERA Hector (ESP)	3	623	0					3										
28 TAKAHASHI Takumi (JPN)	1	625	2										1					

25/10/2019 First Line: Race 1 & 2 - Second Line: Tissot Superpole Race

These data/results cannot be reproduced, stored and/or transmitted in whole or in part by any manner of electronic, mechanical, photocopying, recording, broadcasting or otherwise now known or herein after developed without the previous express consent by the copyright owner, except for reproduction in daily press and regular printed publications on sale to the public within 60 days of the event related to those data/results and always provided that copyright symbol appears together as follows below.

© DORNA WSBK ORGANIZATION Srl 2019





Motul Qatar Round, 24-26 October 2019 Championship Standings

Losail International Circuit 5.380 m

3 / 3

Points	Points From First	Points From Previous	Independent Riders														
			February 24 PHILLIP ISLAND	March 17 BURIRAM	April 7 ARAGON	April 14 ASSEN	May 12 IMOLA	June 9 JEREZ	June 23 MISANO	July 7 DONINGTON PARK	July 14 LAGUNA SECA	September 8 PORTIMAO	September 29 MAGNY COURS	October 13 SAN JUAN	October 26 LOSAIL		
1	RAZGATLIOGLU Toprak (TUR)	304	10	6 7 1	8	7 7	16 3	11 16 3	20 6	3 20 9	16 16 6	10 16 6	25 12	16 16 7	5		
2	MELANDRI Marco (ITA)	177 127	16 10 4	10 10 4	4 5	4 2	10	16 7	10 4	2 6	7 7	7 8	8 10	2	4		
3	TORRES Jordi (ESP)	132 172 45	5 2	5 6	6 9 2	8 6	5 1	8 2	4 6		10 8 2	5 5	5 6	8 7			
4	BAZ Loris (FRA)	127 177 5						4 7	13 4	13 10 5	8 9 3	10 1	13 11 3	4	9		
5	CORTESE Sandro (GER)	126 178 1	8 8 3	9 9 3	9 6 1	3 5		8 10 1	9 1	3	2 2	8 6 2	6	1			
6	RINALDI Michael Ruben (ITA)	121 183 5	7 2	8 8	3 7	1	8	6 13	11 3	4 4	6 6	6 4	2	4 5 3	3		
7	MERCADO Leandro (ARG)	75 229 46	2 5	4				3 5	6 1	10 2	4 5 1	2 1	4 5	7 8			
8	LAVERTY Eugene (IRL)	70 234 5	4 7 1		1 10 4	2 3					5 4	2	7 4	9 7			
9	DELBIANCO Alessandro (ITA)	29 275 41		3			1	1	5	7 1	3		1	6 1			
10	ZANETTI Lorenzo (ITA)	21 283 8					7		7 7								
11	BRIDEWELL Thomas (GBR)	12 292 9					4	2 6									
12	PIRRO Michele (ITA)	10 294 2							8 2								
13	CAVALIERI Samuele (ITA)	6 298 4							3 3								
14	BARRIER Sylvain (FRA)	3 301 3											3				
15	BARBERA Hector (ESP)	3 301 0					3										

25/10/2019

First Line: Race 1 & 2 - Second Line: Tissot Superpole Race

These data/results cannot be reproduced, stored and/or transmitted in whole or in part by any manner of electronic, mechanical, photocopying, recording, broadcasting or otherwise now known or herein after developed without the previous express consent by the copyright owner, except for reproduction in daily press and regular printed publications on sale to the public within 60 days of the event related to those data/results and always provided that copyright symbol appears together as follows below.

© DORNA WSBK ORGANIZATION Srl 2019

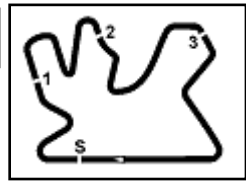
FICR PERUGIA TIMING



Official Tyre Supplier



Official Timekeeper



Motul Qatar Round, 24-26 October 2019 Manufacturers Standings

Losail International Circuit 5.380 m

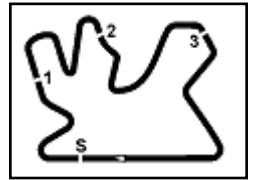
	Points	Points From First	Points From Previous	February 24 PHILLIP ISLAND	March 17 BURIRAM	April 7 ARAGON	April 14 ASSEN	May 12 IMOLA	June 9 JEREZ	June 23 MISANO	July 7 DONINGTON PARK	July 14 LAGUNA SECA	September 8 PORTIMAO	September 29 MAGNY COURS	October 13 SAN JUAN	October 26 LOSAIL		
1 KAWASAKI	636			20 20 9	20 20 9	20 20 9	20 16	25 12	13 20 6	25 25 7	25 25 12	25 20 12	25 20 12	25 25 12	20 25 12	25		
2 DUCATI	594	42		25 25 12	25 25 12	25 25 12	25 25	20 9	25 13 12	16 11 12	6 16 6	20 25 9	20 25 9	11 13 6	25 20 9	20		
3 YAMAHA	431	205	163	16 13 6	16 16 7	13 11 7	16 20	13 6	20 25 9	13 13 9	13 13 5	11 13 4	16 13 7	13 20 7	13 13 5	16		
4 BMW	245	391	186	9 4	7 5	11 4 5	10 10	6 2	10 9 5	20 10	20 9	13 11 7	4 7 3	16 8 2	9 1	8		
5 HONDA	88	548	157	6	3 4	5 3	5 4	2	1 3	8	7 1	3 1	1	9 7	6 3	6		

25/10/2019 First Line: Race 1 & 2 - Second Line: Tissot Superpole Race

These data/results cannot be reproduced, stored and/or transmitted in whole or in part by any manner of electronic, mechanical, photocopying, recording, broadcasting or otherwise now known or herein after developed without the previous express consent by the copyright owner, except for reproduction in daily press and regular printed publications on sale to the public within 60 days of the event related to those data/results and always provided that copyright symbol appears together as follows below.

© DORNA WSBK ORGANIZATION Srl 2019





Losail International Circuit 5.380 m

Motul Qatar Round, 24-26 October 2019
Provisional Starting Grid - Tissot Superpole Race
10 Laps x 5,380 km = 53,800 km

1	1 REA J. Kawasaki 1'56.246	2	22 LOWES A. Yamaha 1'56.431	3	11 CORTESE S. Yamaha 1'56.529
2	4 66 SYKES T. BMW 1'56.714	5	76 BAZ L. Yamaha 1'57.008	6	91 HASLAM L. Kawasaki 1'57.096
3	7 19 BAUTISTA A. Ducati 1'57.250	8	60 VAN DER MARK M. Yamaha 1'57.354	9	28 REITERBERGER M. BMW 1'57.469
4	10 54 RAZGATLIOGLU T. Kawasaki 1'57.577	11	36 MERCADO L. Kawasaki 1'57.597	12	7 DAVIES C. Ducati 1'57.710
5	13 2 CAMIER L. Honda 1'57.752	14	81 TORRES J. Kawasaki 1'57.802	15	21 RINALDI M. Ducati 1'57.827
6	16 50 LAVERTY E. Ducati 1'58.504	17	33 MELANDRI M. Yamaha 1'58.565	18	23 KIYONARI R. Honda 1'59.485
7	19 52 DELBIANCO A. Honda 2'00.210	20	9 SCHMITTER D. Yamaha 2'00.246		

25/10/2019 The Race Director

These data/results cannot be reproduced, stored and/or transmitted in whole or in part by any manner of electronic, mechanical, photocopying, recording, broadcasting or otherwise now known or herein after developed without the previous express consent by the copyright owner, except for reproduction in daily press and regular printed publications on sale to the public within 60 days of the event related to those data/results and always provided that copyright symbol appears together as follows below.

© DORNA WSBK ORGANIZATION Srl 2019

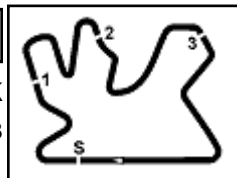
FKR PERUGIA TIMING



Official Tyre Supplier



Official Timekeeper



Motul Qatar Round, 24-26 October 2019

Best Laps & Speeds

Losail International Circuit 5.380 m

No.	Rider Bike	Nat	Best Lap		FP1		FP2		FP3		SP		RC1	
			LL	SPD	LL	SPD	LL	SPD	LL	SPD	LL	SPD	LL	SPD
1	1 J. REA Kawasaki ZX-10RR	GBR	1'56.246		1'58.010		1'57.722		1'57.961		1'56.246		1'57.307	
			67	314,8	17	314,8	17	310,3	7		9	311,2	17	310,3
2	22 A. LOWES Yamaha YZF R1	GBR	1'56.431		1'58.493		1'58.303		1'58.171		1'56.431		1'57.197	
			67	313,9	15	312,1	18	308,5	10		7	313,9	17	312,1
3	11 S. CORTESE Yamaha YZF R1	GER	1'56.529		1'58.516		1'58.503				1'56.529		1'57.639	
			48	312,1	16	311,2	19	307,6			8	312,1	5	308,5
4	66 T. SYKES BMW S1000 RR	GBR	1'56.714		1'59.448		1'58.255		1'58.621		1'56.714			
			45	312,1	16	308,5	15	310,3	7	312,1	7	312,1		
5	76 L. BAZ Yamaha YZF R1	FRA	1'57.008		1'58.566		1'58.823		1'58.186		1'57.008		1'58.301	
			70	310,3	17	305,0	20	300,0	8	306,8	8	305,9	17	310,3
6	91 L. HASLAM Kawasaki ZX-10RR	GBR	1'57.096		1'59.775		1'58.769		1'58.766		1'57.096		1'58.171	
			64	317,6	16	308,5	13	309,4	9	312,1	9	313,0	17	317,6
7	19 A. BAUTISTA Ducati Panigale V4 R	ESP	1'57.250		1'58.817		1'57.767		1'58.274		1'57.250		1'57.788	
			72	325,3	17	319,5	19	322,3	9	319,5	10	323,3	17	325,3
8	60 M. VAN DER MARK Yamaha YZF R1	NED	1'57.354		1'58.402		1'58.157		1'58.220		1'57.354		1'58.060	
			69	319,5	17	315,7	17	311,2	10	315,7	8	319,5	17	318,5
9	7 C. DAVIES Ducati Panigale V4 R	GBR	1'57.449		1'58.892		1'57.449		1'58.395		1'57.710		1'57.487	
			67	322,3	15	315,7	18	315,7	8	322,3	9	320,4	17	320,4
10	28 M. REITERBERGER BMW S1000 RR	GER	1'57.469		1'59.556		1'58.459		1'58.823		1'57.469		1'58.505	
			73	311,2	18	308,5	19	307,6	9		10	311,2	17	308,5
11	54 T. RAZGATLIOGLU Kawasaki ZX-10RR	TUR	1'57.577		1'58.140		1'58.028		1'58.623		1'57.577		1'58.156	
			68	313,9	17	303,3	16	308,5	10	311,2	8	309,4	17	313,9
12	36 L. MERCADO Kawasaki ZX-10RR	ARG	1'57.597		1'59.751		1'59.032		2'00.091		1'57.597		1'58.775	
			53	312,1	13	307,6	17	309,4	7	309,4	10	312,1	6	312,1
13	2 L. CAMIER Honda CBR1000RR	GBR	1'57.752		1'59.965		1'59.119		1'59.526		1'57.752		1'59.351	
			66	316,7	16	310,3	17	314,8	7	313,0	9	315,7	17	316,7
14	81 J. TORRES Kawasaki ZX-10RR	ESP	1'57.802		1'59.982		1'59.087		1'59.466		1'57.802			
			55	309,4	15	301,6	21	309,4	9		10	309,4		
15	21 M. RINALDI Ducati Panigale V4 R	ITA	1'57.827		1'59.936		1'58.925		1'58.604		1'57.827		1'59.223	
			67	317,6	16	308,5	16	314,8	10	316,7	8	317,6	17	316,7
16	50 E. LAVERTY Ducati Panigale V4 R	IRL	1'58.377		1'59.826		1'58.692		1'58.377		1'58.504		1'59.054	
			68	321,4	14	312,1	19	313,9	9	316,7	9	315,7	17	321,4
17	33 M. MELANDRI Yamaha YZF R1	ITA	1'58.565		1'59.279		1'58.982		2'00.454		1'58.565		1'59.097	
			63	317,6	17	311,2	12	307,6	7	308,5	10	314,8	17	317,6
18	23 R. KIYONARI Honda CBR1000RR	JPN	1'59.485		2'01.032		2'00.459		2'00.399		1'59.485		2'00.524	
			67	311,2	15	306,8	18	307,6	8	309,4	9	311,2	17	307,6
19	52 A. DELBIANCO Honda CBR1000RR	ITA	2'00.165		2'00.456		2'00.165		2'00.851		2'00.210		2'00.683	
			58	306,8	18	297,5	7	298,3	8	302,5	8	306,8	17	302,5
20	9 D. SCHMITTER Yamaha YZF R1	SUI	2'00.246		2'04.067		2'02.075		2'03.185		2'00.246		2'01.165	
			60	312,1	12	300,0	14	300,8	10	312,1	7	300,8	17	311,2

25/10/2019

These data/results cannot be reproduced, stored and/or transmitted in whole or in part by any manner of electronic, mechanical, photocopying, recording, broadcasting or otherwise now known or herein after developed without the previous express consent by the copyright owner, except for reproduction in daily press and regular printed publications on sale to the public within 60 days of the event related to those data/results and always provided that copyright symbol appears together as follows below.

© DORNA WSBK ORGANIZATION Srl 2019

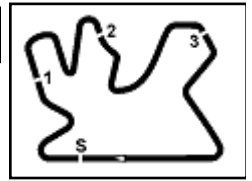
PIRELLI PERUGIA TIMING



Official Tyre Supplier



Official Timekeeper



Motul Qatar Round, 24-26 October 2019
Pirelli Best Lap Award

Losail International Circuit 5.380 m

	Points	Points From First	Points From Previous	February 24 PHILLIP ISLAND	March 17 BURIRAM	April 7 ARAGON	April 14 ASSEN	May 12 IMOLA	June 9 JEREZ	June 23 MISANO	July 7 DONINGTON PARK	July 14 LAGUNA SECA	September 8 PORTIMAO	September 29 MAGNY COURS	October 13 SAN JUAN	October 26 LOSAIL		
1 BAUTISTA Alvaro (ESP)	12			1 1	1 1	1 1	1 1		1			1	1		1			
2 REA Jonathan (GBR)	5	7						1	1	1			1	1				
3 LOWES Alex (GBR)	2	10	3											1		1		
4 RAZGATLIOGLU Toprak (TUR)	2	10	0							1	1							
5 DAVIES Chaz (GBR)	2	10	0									1			1			
6 SYKES Tom (GBR)	1	11	1								1							

25/10/2019 First Line: Race 1 & 2 - Second Line: Tissot Superpole Race

These data/results cannot be reproduced, stored and/or transmitted in whole or in part by any manner of electronic, mechanical, photocopying, recording, broadcasting or otherwise now known or herein after developed without the previous express consent by the copyright owner, except for reproduction in daily press and regular printed publications on sale to the public within 60 days of the event related to those data/results and always provided that copyright symbol appears together as follows below.

© DORNA WSBK ORGANIZATION Srl 2019

FKR PERUGIA TIMING



Official Tyre Supplier



Official Timekeeper