

Autodrom Most 4.212 m

Prosecco DOC Czech Round, 29-31 July 2022

Results Race 1

Laps 19 = 80,028 Km - Time of Race 30'23.358 - Avg. 158,006 km/h

1 / 2

Pos	Grid	No. Rider	Nat	Team	Bike	Class	LL	Gap	Rel.	Fastest Lap	Speed	Qualifying	Speed
1	1	7 L. BALDASSARRI	ITA	Evan Bros.WorldSSP Yamaha Team	Yamaha YZF R6		19			1'35.112	251,3	1'34.952	256,7
2	21	62 S. MANZI	ITA	Dynavolt Triumph	Triumph Street Triple RS		19	6.240	6.240	1'35.152	260,3	1'36.498	251,9
3	18	44 S. ODEENDAAL	RSA	Kallio Racing	Yamaha YZF R6	*	19	6.288	0.048	1'35.213	257,9	1'36.315	250,8
4	10	53 V. DEBISE	FRA	GMT94 Yamaha	Yamaha YZF R6		19	6.307	0.019	1'35.462	257,3	1'35.612	251,9
5	6	28 G. VAN STRAALEN	NED	EAB Racing Team	Yamaha YZF R6		19	7.109	0.802	1'35.369	255,5	1'35.295	252,5
6	17	66 N. TUULI	FIN	MV Agusta Reparto Corse	MV Agusta F3 800 RR		19	7.126	0.017	1'35.271	259,1	1'36.211	251,3
7	13	54 B. SOFUOGLU	TUR	MV Agusta Reparto Corse	MV Agusta F3 800 RR	*	19	8.606	1.480	1'35.263	259,1	1'35.982	260,3
8	8	99 A. HUERTAS	ESP	MTM Kawasaki	Kawasaki ZX-6R		19	8.699	0.093	1'35.803	257,9	1'35.425	253,1
9	3	11 N. BULEGA	ITA	Aruba.it Racing WorldSSP Team	Ducati Panigale V2		19	13.451	4.752	1'35.359	257,9	1'35.134	251,9
10	14	23 I. VINALES	ESP	D34G Racing	Ducati Panigale V2	*	19	13.891	0.440	1'35.647	256,7	1'36.071	254,9
11	11	50 O. VOSTATEK	CZE	MS Racing Yamaha WorldSSP	Yamaha YZF R6		19	13.983	0.092	1'35.876	259,1	1'35.662	254,3
12	27	52 P. HOBELSBERGER	GER	Kallio Racing	Yamaha YZF R6		19	19.868	5.885	1'35.979	256,7	1'37.063	252,5
13	23	32 O. BAYLISS	AUS	BARNI Spark Racing Team	Ducati Panigale V2		19	20.999	1.131	1'35.678	259,7	1'36.594	254,9
14	15	56 P. SEBESTYEN	HUN	Evan Bros.WorldSSP Yamaha Team	Yamaha YZF R6		19	21.676	0.677	1'35.770	259,7	1'36.090	253,7
15	20	69 T. BOOTH-AMOS	GBR	Prodina Racing WorldSSP	Kawasaki ZX-6R	*	19	21.938	0.262	1'35.795	259,7	1'36.344	252,5
16	25	24 L. TACCINI	ITA	Ten Kate Racing Yamaha	Yamaha YZF R6		19	22.088	0.150	1'35.814	262,2	1'36.757	258,5
17	22	73 M. KOFLER	AUT	CM Racing	Ducati Panigale V2		19	22.095	0.007	1'36.134	254,9	1'36.525	255,5
18	19	10 U. ORRADRE	ESP	MS Racing Yamaha WorldSSP	Yamaha YZF R6		19	28.264	6.169	1'35.964	260,3	1'36.334	251,3
19	16	38 H. SOOMER	EST	Dynavolt Triumph	Triumph Street Triple RS		19	29.522	1.258	1'36.154	259,7	1'36.174	253,1
20	29	25 M. BRENNER	SUI	VFT Racing	Yamaha YZF R6	*	19	31.735	2.213	1'36.438	259,1	1'37.454	252,5
21	12	61 C. ONCU	TUR	Kawasaki Puccetti Racing	Kawasaki ZX-6R		19	37.810	6.075	1'35.795	256,1	1'35.685	253,7
22	24	17 K. SMITH	GBR	VFT Racing	Yamaha YZF R6		19	40.790	2.980	1'36.762	257,3	1'36.699	250,8
23	26	22 F. FULIGNI	ITA	D34G Racing	Ducati Panigale V2	*	19	43.648	2.858	1'36.916	254,9	1'37.002	253,7
24	30	21 B. CURRIE	AUS	Motozoo Racing by Puccetti	Kawasaki ZX-6R		19	44.067	0.419	1'37.210	257,3	1'38.390	252,5
25	28	6 J. BUIJS	NED	Motozoo Racing by Puccetti	Kawasaki ZX-6R	*	19	1'00.547	16.480	1'37.404	256,7	1'37.400	252,5
26	31	89 P. HOMOLA	CZE	Motoriders	Yamaha YZF R6		19	1'39.868	39.321	1'40.063	246,2	1'39.618	247,3
-----Not Classified-----													
RET	7	55 Y. MONTELLA	ITA	Kawasaki Puccetti Racing	Kawasaki ZX-6R		1	18 Laps				1'35.416	253,7
RET	9	3 R. DE ROSA	ITA	Orelac Racing Verdatura WorldSSP	Ducati Panigale V2		1	18 Laps			202,4	1'35.487	254,3
RET	2	64 F. CARICASULO	ITA	Althea Racing	Ducati Panigale V2		0					1'35.110	253,7
RET	4	77 D. AEGERTER	SUI	Ten Kate Racing Yamaha	Yamaha YZF R6		0					1'35.251	252,5
RET	5	94 A. VERDOIA	FRA	GMT94 Yamaha	Yamaha YZF R6		0					1'35.292	253,7

AIR	Humidity:	73%	Temp:	19°C
TRACK	Condition:	Dry	Temp:	26°C

Records	Pole (SP)	2022	L.Baldassarri	1'34.952	159,693 Km/h
	Race (RC2)	2021	S.Odendaal	1'35.509	158,762 Km/h
	All Times (FP2)	2022	D.Aegerter	1'34.952	159,693 Km/h
Race Fastest Lap	[New Record]	Lap 16	L.Baldassarri	1'35.112	159,425 Km/h

LAP LEADERS				
No. Rider	From	To	Laps	Total
7 L. BALDASSARRI	1	19	19	19

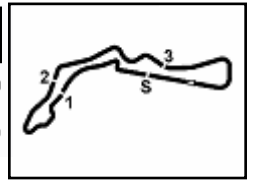
TOTAL LEADER LAPS	
No. Rider	Laps
7 L. BALDASSARRI	61
77 D. AEGERTER	54
11 N. BULEGA	34
61 C. ONCU	24
28 G. VAN STRAALEN	9
16 J. CLUZEL	1

* WorldSSP Challenge

30/07/2022 Start 15:15 End 15:53 The results are provisional until the end of the time limit for protests and appeals and the completion of the technical checks.

These data/results cannot be reproduced, stored and/or transmitted in whole or in part by any manner of electronic, mechanical, photocopying, recording, broadcasting or otherwise now known or herein after developed without the previous express consent by the copyright owner, except for reproduction in daily press and regular printed publications on sale to the public within 60 days of the event related to those data/results and always provided that copyright symbol appears together as follows below.

© DORNA WSBK ORGANIZATION Srl 2022

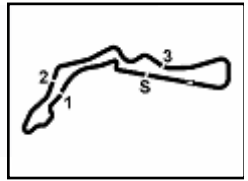

Prosecco DOC Czech Round, 29–31 July 2022
Results Race 1
Race Highlights

Time	No. Rider	Description
15.12.54		Warm-up Lap Start
15.15.33		Start
15.15.47	77 D. AEGERTER	Crashed - Turn 1
15.15.53	94 A. VERDOIA	Crashed - Turn 1
15.15.57	3 R. DE ROSA	Crashed - Turn 1
15.16.01	64 F. CARICASULO	Crashed - Turn 1
15.16.21	55 Y. MONTELLA	Crashed - Turn 1
15.17.28	55 Y. MONTELLA	Re-joined
15.17.33	3 R. DE ROSA	Re-joined
15.17.52		No Jump Start
15.18.03	94 A. VERDOIA	Not Actively Competing
15.18.05	77 D. AEGERTER	Not Actively Competing
15.18.14	64 F. CARICASULO	Not Actively Competing
15.18.37	55 Y. MONTELLA	Entered Pits
15.19.08	3 R. DE ROSA	Stop - Technical Problem
15.20.32		Incident between 61 - 3 - 55 under investigation
15.21.20	3 R. DE ROSA	Not Actively Competing
15.21.40	77 D. AEGERTER	Medical Centre
15.23.00	61 C. ONCU	Ride Through
15.23.27	61 C. ONCU	Entered Pits
15.23.55	61 C. ONCU	Exited Pits
15.24.30	55 Y. MONTELLA	Retired
15.34.51		2/3 of Race Distance Completed
15.45.00	11 N. BULEGA	On the Gravel - Re-Joined - Turn 10
15.46.44		Podium Confirmed
15.53.17		End Of Session

30/07/2022 Start End The results are provisional until the end of the time limit for protests and appeals and the completion of the technical checks.

These data/results cannot be reproduced, stored and/or transmitted in whole or in part by any manner of electronic, mechanical, photocopying, recording, broadcasting or otherwise now known or herein after developed without the previous express consent by the copyright owner, except for reproduction in daily press and regular printed publications on sale to the public within 60 days of the event related to those data/results and always provided that copyright symbol appears together as follows below.

© DORNA WSBK ORGANIZATION Srl 2022



Autodrom Most 4.212 m

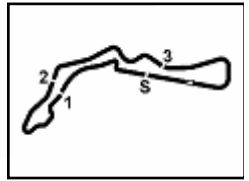
Prosecco DOC Czech Round, 29-31 July 2022
Championship Standings

Rank	Rider	Points	Points From First	Points From Previous	April		April		May		June		July		July	September	September	October	October	November	November	
					ARAGON	ARAGON	ASSEN	ASSEN	ESTORIL	ESTORIL	MISANO	MISANO	DONINGTON	DONINGTON								MOST
1	AEGERTER Dominique (SUI)	245			20	25	25	25	25	25	25	25	25	25								
					2	1	1	1	1	1	1	1	1	1	1							
2	BALDASSARRI Lorenzo (ITA)	206	39		25	20	20	16	20	16	20	20	20	25								
					1	1	3	2	2	2	2	2	2	2	2							
3	BULEGA Nicolo (ITA)	127	118	79	11	16	16	13	16		16	16	16	7								
					5	3	4	3	3	3	3	3	3	3	3							
4	ONCU Can (TUR)	99	146	28	16		16	13	11	13	11	11	8									
					3	7	12	6	5	5	4	4	4	4	4							
5	MANZI Stefano (ITA)	92	153	7	9	8	10		10	13	10	11	20									
					7	6	9	8	10	12	10	7	7	6	5							
6	MONTELLA Yari (ITA)	75	170	17	9	4	7	10	13	10	9	13										
					12	14	11	9	6	6	6	5	5	6	6							
7	VAN STRAALEN Glenn (NED)	74	171	1	13	13	20	9	8		5	5	6	7	11							
					4	4	2	4	4	4	5	5	6	7	7							
8	HUERTAS Adrian (ESP)	58	187	16	7	5	5	8	9	6	1	9	8									
					9	8	9	12	11	9	7	10	10	10	8							
9	CARICASULO Federico (ITA)	57	188	1	8	4	11	11		10	13											
					8	8	6	9	7	9	11	8	9	8	9							
10	SOOMER Hannes (EST)	53	192	4	5	6	9	11		4	5	4	9									
					11	10	8	7	8	8	7	8	8	9	10							
11	TUULI Niki (FIN)	50	195	3	10	11	10	9					10									
					6	5	5	5	6	7	7	11	11	12	11							
12	DE ROSA Raffaele (ITA)	47	198	3	7	7	1				6	16	10									
					14	13	14	14	16	16	14	13	11	12								
13	CLUZEL Jules (FRA)	39	206	8	10	13				9	7											
					11	6	9	12	13	13	12	12	13	13								
14	SMITH Kyle (GBR)	35	210	4			8	5	20				2									
							17	15	11	12	13	14	14	14								
15	BAYLISS Oliver (AUS)	32	213	3		2	5	4	10		5	3	3									
						19	18	17	14	14	14	15	16	15								
16	VERDOIA Andy (FRA)	31	214	1	1			7		3	5	8	7									
					15	18	21	23	19	20	21	17	16	15	16							
17	SOFUOGLU Bahattin (TUR)	25	220	6	4	2	1	6		2		1	9									
					12	15	15	15	15	16	16	19	20	21	17							
18	CASADEI Mattia (ITA)	25	220	0						8	8	4	5									
										25	17	18	17	17								
19	HOBELSBERGER Patrick (GER)	21	224	4	6	3	8						4									
					10	12	9	12	13	15	15	16	19	19	19							
20	BRENNER Marcel (SUI)	21	224	0			4	1		7	3	6										
							20	21	22	19	19	17	18	19								
21	VOSTATEK Ondrej (CZE)	17	228	4				6	6				5									
								20	18	19	22	22	23	21								
22	TACCINI Leonardo (ITA)	17	228	0		6	3	2		2	3	1										
						16	16	17	19	18	21	20	19	21								
23	ODENDAAL Steven (RSA)	16	229	1									16									
													23									
24	JESPERSEN Simon (DEN)	16	229	0				3		7	6											
								24	27	28	28	24	21	23								
25	DEBISE Valentin (FRA)	13	232	3									13									
													25									

30/07/2022 First Line: Championship Standings - Second Line: Ranking Progression

These data/results cannot be reproduced, stored and/or transmitted in whole or in part by any manner of electronic, mechanical, photocopying, recording, broadcasting or otherwise now known or herein after developed without the previous express consent by the copyright owner, except for reproduction in daily press and regular printed publications on sale to the public within 60 days of the event related to those data/results and always provided that copyright symbol appears together as follows below.

© DORNA WSBK ORGANIZATION Srl 2022



Autodrom Most 4.212 m

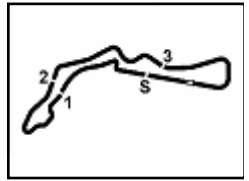
Prosecco DOC Czech Round, 29-31 July 2022
Championship Standings

	Points	Points From First	Points From Previous	April		April		May	June	July	July	September	September	October	October	November	November			
				ARAGON	ASSEN	ESTORIL	MISANO	DONINGTON	MOST	MAGNY-COURS	BARCELONA	PORTIMAO	VILLICUM	MANDALIKA	PHILLIP ISLAND					
26 SEBESTYEN Peter (HUN)	13	232	0	2 14 17				3 25 22	4 22 23	2 23 24	2 25									
27 ORRADRE Unai (ESP)	9	236	4		3 18 19	2 21 22					4 26 25									
28 VINALES Isaac (ESP)	8	237	1							2 29	6 28									
29 EDWARDS Tom (AUS)	7	238	1					7 21		24 24	25 26	29								
30 OTTAVIANI Luca (ITA)	5	240	2					5 22		25 25	26 27	30								
31 BOOTH-AMOS Thomas (GBR)	5	240	0	3 13	1 16					17 20	23 26	27 27	28 28	1 30						
32 SPINELLI Nicholas (ITA)	1	244	4						1 29	29	29 30	32								
33 CURRIE Benjamin (AUS)	1	244	0					1 28		29 29	29 30	32								

30/07/2022 First Line: Championship Standings - Second Line: Ranking Progression

These data/results cannot be reproduced, stored and/or transmitted in whole or in part by any manner of electronic, mechanical, photocopying, recording, broadcasting or otherwise now known or herein after developed without the previous express consent by the copyright owner, except for reproduction in daily press and regular printed publications on sale to the public within 60 days of the event related to those data/results and always provided that copyright symbol appears together as follows below.

© DORNA WSBK ORGANIZATION Srl 2022



Autodrom Most 4.212 m

Prosecco DOC Czech Round, 29-31 July 2022
Championship Standings

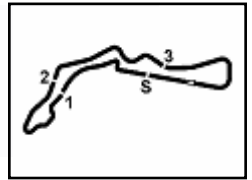
3 / 3

Points	Points From First	Points From Previous	WorldSSP Challenge															
			April ARAGON	April ASSEN	May ESTORIL	June MISANO	July DONINGTON	July MOST	September MAGNY-COURS	September BARCELONA	October PORTIMAO	October VILLICUM						
1 SOFUOGLU Bahattin (TUR)	25		4 1	2 1	1 1	6 1	2 1		1 2	9 2								
2 BRENNER Marcel (SUI)	21 4				4 2	1 2	7 2	3 1	6 1									
3 ODENDAAL Steven (RSA)	16 9 5									16 3								
4 VINALES Isaac (ESP)	8 17 8								2 4	6 4								
5 BOOTH-AMOS Thomas (GBR)	5 20 3		3 2	1 2														
6 SPINELLI Nicholas (ITA)	1 24 4						1 4											

30/07/2022 First Line: Championship Standings - Second Line: Ranking Progression

These data/results cannot be reproduced, stored and/or transmitted in whole or in part by any manner of electronic, mechanical, photocopying, recording, broadcasting or otherwise now known or herein after developed without the previous express consent by the copyright owner, except for reproduction in daily press and regular printed publications on sale to the public within 60 days of the event related to those data/results and always provided that copyright symbol appears together as follows below.

© DORNA WSBK ORGANIZATION Srl 2022



Autodrom Most 4.212 m

Prosecco DOC Czech Round, 29-31 July 2022
Lap Chart Race 1

		Lap																	
	1	2	3	4	5	6	7	8	9	10	11	12	13	14	15	16	17	18	19
1	7	7	7	7	7	7	7	7	7	7	7	7	7	7	7	7	7	7	7
2	99	99	99	99	99	99	99	99	99	28	28	28	62	53	62	62	62	62	62
3	54	28	61	61	28	53	53	28	99	99	62	53	62	53	53	53	53	53	44
4	28	61	28	28	53	28	28	53	53	53	53	28	28	11	28	28	44	44	53
5	61	54	53	53	44	11	44	44	44	62	99	99	11	28	44	44	28	28	28
6	44	53	44	11	11	44	62	62	62	44	44	11	99	44	11	99	11	11	66
7	53	44	11	44	62	62	11	11	11	11	11	44	44	99	99	11	99	66	54
8	73	73	54	62	54	54	54	66	66	66	66	66	66	66	66	66	66	99	99
9	11	62	62	54	66	66	66	54	54	54	54	54	54	54	54	54	54	54	11
10	62	11	73	66	73	73	50	50	50	50	50	50	50	50	50	50	50	50	23
11	50	50	66	73	50	50	73	73	73	23	23	23	23	23	23	23	23	23	50
12	66	66	50	50	52	52	23	23	23	73	73	73	73	73	73	52	52	52	52
13	32	52	52	52	23	23	52	52	52	52	52	52	52	52	52	73	73	73	32
14	52	23	23	23	32	56	56	56	56	56	56	56	56	56	56	32	32	32	56
15	23	56	24	32	24	24	24	32	32	32	32	32	32	32	32	56	56	56	69
16	24	32	32	24	56	10	38	24	24	24	24	24	24	24	24	69	69	69	24
17	56	24	56	56	10	32	32	69	69	69	69	69	69	69	69	24	24	24	73
18	10	10	10	10	38	38	69	38	38	38	10	10	10	10	10	10	10	10	10
19	22	6	38	38	69	69	10	10	10	38	38	38	38	38	38	38	38	38	38
20	6	38	6	69	17	17	25	25	25	25	25	25	25	25	25	25	25	25	25
21	17	22	69	17	61	25	17	17	17	17	17	17	17	17	17	17	17	17	61
22	38	25	17	6	6	6	6	21	21	21	21	21	21	21	21	61	61	17	17
23	25	17	25	25	25	21	21	6	22	22	22	22	22	22	22	21	22	22	22
24	21	69	22	22	22	22	22	6	6	6	61	61	61	61	61	22	21	21	21
25	69	21	21	21	21	61	61	61	61	61	61	61	6	6	6	6	6	6	6
26	89	89	89	89	89	89	89	89	89	89	89	89	89	89	89	89	89	89	89
27	55																		
28	3																		

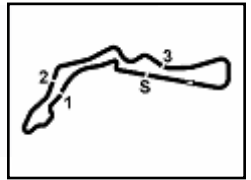
Final Result		
1	7 L. BALDASSARRI	Laps 19
2	62 S. MANZI	6.240
3	44 S. ODENDAAL	6.288
4	53 V. DEBISE	6.307
5	28 G. VAN STRAALEN	7.109
6	66 N. TUULI	7.126
7	54 B. SOFUOGLU	8.606
8	99 A. HUERTAS	8.699
9	11 N. BULEGA	13.451
10	23 I. VINALES	13.891
11	50 D. VOSTATEK	13.983
12	52 P. HOBELSBERGER	19.868
13	32 D. BAYLISS	20.999
14	56 P. SEBESTYEN	21.676
15	69 T. BOOTH-AMOS	21.938
16	24 L. TACCINI	22.088
17	73 M. KOFLER	22.095
18	10 U. ORRADRE	28.264
19	38 H. SOOMER	29.522
20	25 M. BRENNER	31.735
21	61 C. ONCU	37.810
22	17 K. SMITH	40.790
23	22 F. FULIGNI	43.648
24	21 B. CURRIE	44.067
25	6 J. BUIS	1'00.547
26	89 P. HOMOLA	1'39.868
RET	55 Y. MONTELLA	18 Laps
RET	3 R. DE ROSA	18 Laps
RET	94 A. VERDOIA	
RET	64 F. CARICASULO	
RET	77 D. AEGERTER	

30/07/2022

These data/results cannot be reproduced, stored and/or transmitted in whole or in part by any manner of electronic, mechanical, photocopying, recording, broadcasting or otherwise now known or herein after developed without the previous express consent by the copyright owner, except for reproduction in daily press and regular printed publications on sale to the public within 60 days of the event related to those data/results and always provided that copyright symbol appears together as follows below.

© DORNA WSBK ORGANIZATION Srl 2022





Autodrom Most 4.212 m

Prosecco DOC Czech Round, 29-31 July 2022 Lap Chart Race 1

2 / 4

Lap 1		
1	7	L.Baldassarri 1'41.026
2	99	A.Huertas 1.455
3	54	B.Sofuoglu 2.030
4	28	G.van Straalen 2.112
5	61	C.Oncu 2.148
6	44	S.Odendaal 3.101
7	53	V.Debise 3.177
8	73	M.Kofler 3.462
9	11	N.Bulega 3.710
10	62	S.Manzi 3.895
11	50	O.Vostatek 4.715
12	66	N.Tuuli 4.746
13	32	O.Bayliss 5.241
14	52	P.Hobelsberger 5.270
15	23	I.Vinales 5.433
16	24	L.Taccini 5.594
17	56	P.Sebestyen 6.046
18	10	U.Orradre 6.625
19	22	F.Fulgini 6.812
20	6	J.Buis 6.857
21	17	K.Smith 6.945
22	38	H.Soomer 7.086
23	25	M.Brenner 7.198
24	21	B.Currie 7.645
25	69	T.Booth-Amos 7.699
26	89	P.Homola 8.957
27	55	Y.Montella
28	3	R.De Rosa

15	24	L.Taccini 8.408
16	32	O.Bayliss 8.753
17	56	P.Sebestyen 8.944
18	10	U.Orradre 9.071
19	38	H.Soomer 10.097
20	6	J.Buis 11.363
21	69	T.Booth-Amos 11.477
22	17	K.Smith 11.571
23	25	M.Brenner 11.875
24	22	F.Fulgini 12.184
25	21	B.Currie 12.529
26	89	P.Homola 19.026

Lap 4		
1	7	L.Baldassarri 6'28.830
2	99	A.Huertas 1.653
3	61	C.Oncu 3.052
4	28	G.van Straalen 3.307
5	53	V.Debise 3.615
6	11	N.Bulega 4.131
7	44	S.Odendaal 4.238
8	62	S.Manzi 5.004
9	54	B.Sofuoglu 5.847
10	66	N.Tuuli 5.911
11	73	M.Kofler 6.396
12	50	O.Vostatek 6.579
13	52	P.Hobelsberger 7.350
14	23	I.Vinales 8.046
15	32	O.Bayliss 9.496
16	24	L.Taccini 9.558
17	56	P.Sebestyen 9.780
18	10	U.Orradre 9.858
19	38	H.Soomer 10.084
20	69	T.Booth-Amos 12.040
21	17	K.Smith 12.816
22	6	J.Buis 13.282
23	25	M.Brenner 13.473
24	22	F.Fulgini 13.908
25	21	B.Currie 14.065
26	89	P.Homola 23.331

Lap 2		
1	7	L.Baldassarri 3'16.650
2	99	A.Huertas 1.815
3	28	G.van Straalen 3.127
4	61	C.Oncu 3.227
5	54	B.Sofuoglu 3.512
6	53	V.Debise 3.600
7	44	S.Odendaal 4.192
8	73	M.Kofler 4.798
9	62	S.Manzi 4.843
10	11	N.Bulega 5.061
11	50	O.Vostatek 6.126
12	66	N.Tuuli 6.164
13	52	P.Hobelsberger 6.690
14	23	I.Vinales 7.225
15	56	P.Sebestyen 7.742
16	32	O.Bayliss 7.797
17	24	L.Taccini 7.863
18	10	U.Orradre 7.941
19	6	J.Buis 9.357
20	38	H.Soomer 9.423
21	22	F.Fulgini 9.691
22	25	M.Brenner 9.889
23	17	K.Smith 9.910
24	69	T.Booth-Amos 10.001
25	21	B.Currie 10.305
26	89	P.Homola 14.065

Lap 5		
1	7	L.Baldassarri 8'04.076
2	99	A.Huertas 2.210
3	28	G.van Straalen 3.784
4	53	V.Debise 3.831
5	44	S.Odendaal 4.536
6	11	N.Bulega 4.621
7	62	S.Manzi 5.238
8	54	B.Sofuoglu 6.425
9	66	N.Tuuli 6.542
10	73	M.Kofler 7.339
11	50	O.Vostatek 7.526
12	52	P.Hobelsberger 8.245
13	23	I.Vinales 8.835
14	32	O.Bayliss 11.148
15	24	L.Taccini 11.246
16	56	P.Sebestyen 11.366
17	10	U.Orradre 11.446
18	38	H.Soomer 11.534
19	69	T.Booth-Amos 12.909
20	17	K.Smith 14.404
21	61	C.Oncu 15.204
22	6	J.Buis 15.440
23	25	M.Brenner 15.557
24	22	F.Fulgini 16.191
25	21	B.Currie 16.206
26	89	P.Homola 28.378

Lap 3		
1	7	L.Baldassarri 4'52.663
2	99	A.Huertas 1.881
3	61	C.Oncu 3.424
4	28	G.van Straalen 3.613
5	53	V.Debise 3.923
6	44	S.Odendaal 4.732
7	11	N.Bulega 4.939
8	54	B.Sofuoglu 5.127
9	62	S.Manzi 5.237
10	73	M.Kofler 5.787
11	66	N.Tuuli 5.880
12	50	O.Vostatek 6.487
13	52	P.Hobelsberger 7.142
14	23	I.Vinales 7.764

Lap 6		
1	7	L.Baldassarri 9'39.512
2	99	A.Huertas 2.628
3	53	V.Debise 4.228

4	28	G.van Straalen 4.300
5	11	N.Bulega 4.618
6	44	S.Odendaal 4.722
7	62	S.Manzi 4.954
8	54	B.Sofuoglu 6.977
9	66	N.Tuuli 7.016
10	73	M.Kofler 8.040
11	50	O.Vostatek 8.163
12	52	P.Hobelsberger 9.184
13	23	I.Vinales 9.271
14	56	P.Sebestyen 12.239
15	24	L.Taccini 12.319
16	10	U.Orradre 12.352
17	32	O.Bayliss 12.578
18	38	H.Soomer 12.789
19	69	T.Booth-Amos 13.564
20	17	K.Smith 16.748
21	25	M.Brenner 17.242
22	6	J.Buis 18.033
23	21	B.Currie 18.416
24	22	F.Fulgini 18.957
25	61	C.Oncu 31.144
26	89	P.Homola 33.418

Lap 7		
1	7	L.Baldassarri 11'15.431
2	99	A.Huertas 2.692
3	53	V.Debise 3.920
4	28	G.van Straalen 3.994
5	44	S.Odendaal 4.346
6	62	S.Manzi 4.802
7	11	N.Bulega 4.865
8	54	B.Sofuoglu 6.875
9	66	N.Tuuli 6.969
10	50	O.Vostatek 8.120
11	73	M.Kofler 8.550
12	23	I.Vinales 9.330
13	52	P.Hobelsberger 9.688
14	56	P.Sebestyen 13.750
15	24	L.Taccini 13.780
16	38	H.Soomer 13.847
17	32	O.Bayliss 13.959
18	69	T.Booth-Amos 14.092
19	10	U.Orradre 14.628
20	25	M.Brenner 18.397
21	17	K.Smith 18.462
22	6	J.Buis 20.296
23	21	B.Currie 20.388
24	22	F.Fulgini 20.608
25	61	C.Oncu 31.721
26	89	P.Homola 37.845

Lap 8		
1	7	L.Baldassarri 12'50.943
2	99	A.Huertas 3.692
3	28	G.van Straalen 3.851
4	53	V.Debise 4.032
5	44	S.Odendaal 4.047
6	62	S.Manzi 4.731
7	11	N.Bulega 4.926
8	66	N.Tuuli 6.828
9	54	B.Sofuoglu 7.218
10	50	O.Vostatek 8.686
11	73	M.Kofler 9.469
12	23	I.Vinales 9.697
13	52	P.Hobelsberger 10.556
14	56	P.Sebestyen 14.691
15	32	O.Bayliss 15.517
16	24	L.Taccini 15.553
17	69	T.Booth-Amos 15.663
18	38	H.Soomer 15.949
19	10	U.Orradre 16.197
20	25	M.Brenner 20.114

21	17	K.Smith 20.291
22	21	B.Currie 22.182
23	6	J.Buis 22.660
24	22	F.Fulgini 22.924
25	61	C.Oncu 32.282
26	89	P.Homola 43.263

Lap 9		
1	7	L.Baldassarri 14'26.694
2	28	G.van Straalen 3.963
3	99	A.Huertas 4.060
4	53	V.Debise 4.212
5	44	S.Odendaal 4.242
6	62	S.Manzi 4.513
7	11	N.Bulega 4.811
8	66	N.Tuuli 6.465
9	54	B.Sofuoglu 7.385
10	50	O.Vostatek 9.005
11	73	M.Kofler 10.339
12	23	I.Vinales 10.368
13	52	P.Hobelsberger 10.784
14	56	P.Sebestyen 15.506
15	32	O.Bayliss 15.988
16	24	L.Taccini 16.038
17	69	T.Booth-Amos 16.302
18	38	H.Soomer 17.198
19	10	U.Orradre 17.288
20	25	M.Brenner 21.071
21	17	K.Smith 22.368
22	21	B.Currie 23.907
23	22	F.Fulgini 24.985
24	6	J.Buis 25.339
25	61	C.Oncu 32.743
26	89	P.Homola 48.070

Lap 10		
1	7	L.Baldassarri 16'02.342
2	28	G.van Straalen 4.075
3	99	A.Huertas 4.366
4	53	V.Debise 4.471
5	62	S.Manzi 4.568
6	44	S.Odendaal 4.729
7	11	N.Bulega 5.070
8	66	N.Tuuli 6.237
9	54	B.Sofuoglu 7.043
10	50	O.Vostatek 9.376
11	23	I.Vinales 10.768
12	73	M.Kofler 11.116
13	52	P.Hobelsberger 11.285
14	56	P.Sebestyen 16.381
15	32	O.Bayliss 16.560
16	24	L.Taccini 16.716
17	69	T.Booth-Amos 17.280
18	38	H.Soomer 18.291
19	10	U.Orradre 18.343
20	25	M.Brenner 22.641
21	17	K.Smith 24.172
22	21	B.Currie 25.657
23	22	F.Fulgini 27.809
24	6	J.Buis 27.940
25	61	C.Oncu 33.174
26	89	P.Homola 52.826

Lap 11		
1	7	L.Baldassarri 17'37.720
2	28	G.van Straalen 4.514
3	62	S.Manzi 4.623
4	53	V.Debise 4.782
5	99	A.Huertas 4.954
6	44	S.Odendaal 4.987
7	11	N.Bulega 5.380
8	66	N.Tuuli 6.130
9	54	B.Sofuoglu 6.928

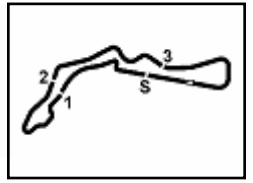
30/07/2022

These data/results cannot be reproduced, stored and/or transmitted in whole or in part by any manner of electronic, mechanical, photocopying, recording, broadcasting or otherwise now known or herein after developed without the previous express consent by the copyright owner, except for reproduction in daily press and regular printed publications on sale to the public within 60 days of the event related to those data/results and always provided that copyright symbol appears together as follows below.

© DORNA WSBK ORGANIZATION Srl 2022

FICR PERUGIA TIMING





Autodrom Most 4.212 m

Prosecco DOC Czech Round, 29-31 July 2022
Lap Chart Race 1

3 / 4

10	50	O.Vostatek	10.025
11	23	I.Vinales	11.486
12	73	M.Kofler	11.872
13	52	P.Hobelsberger	12.165
14	56	P.Sebestyen	17.498
15	32	O.Bayliss	17.537
16	24	L.Taccini	17.671
17	69	T.Booth-Amos	17.980
18	10	U.Orradre	18.929
19	38	H.Soomer	19.143
20	25	M.Brenner	24.008
21	17	K.Smith	27.797
22	21	B.Currie	28.041
23	22	F.Fuligni	29.347
24	6	J.Buis	31.141
25	61	C.Oncu	33.770
26	89	P.Homola	58.027

Lap 14			
1	7	L.Baldassarri	22'24.433
2	62	S.Manzi	5.964
3	53	V.Debise	6.132
4	11	N.Bulega	6.207
5	28	G.van Straalen	6.346
6	44	S.Odendaal	6.619
7	99	A.Huertas	7.082
8	66	N.Tuuli	7.483
9	54	B.Sofuoglu	7.798
10	50	O.Vostatek	12.028
11	23	I.Vinales	12.786
12	73	M.Kofler	14.620
13	52	P.Hobelsberger	14.891
14	56	P.Sebestyen	19.328
15	32	O.Bayliss	19.477
16	24	L.Taccini	19.703
17	69	T.Booth-Amos	19.840
18	10	U.Orradre	20.746
19	38	H.Soomer	23.232
20	25	M.Brenner	27.488
21	17	K.Smith	32.088
22	21	B.Currie	33.548
23	22	F.Fuligni	34.120
24	61	C.Oncu	35.143
25	6	J.Buis	41.177
26	89	P.Homola	1'12.999

17	24	L.Taccini	21.869
18	10	U.Orradre	24.620
19	38	H.Soomer	26.676
20	25	M.Brenner	30.843
21	17	K.Smith	36.087
22	61	C.Oncu	37.120
23	21	B.Currie	38.664
24	22	F.Fuligni	38.933
25	6	J.Buis	50.058
26	89	P.Homola	1'22.854

Lap 17			
1	7	L.Baldassarri	27'10.172
2	62	S.Manzi	7.530
3	53	V.Debise	7.924
4	44	S.Odendaal	8.144
5	28	G.van Straalen	8.329
6	11	N.Bulega	8.873
7	99	A.Huertas	9.320
8	66	N.Tuuli	9.452
9	54	B.Sofuoglu	10.124
10	50	O.Vostatek	14.726
11	23	I.Vinales	14.845
12	52	P.Hobelsberger	19.091
13	73	M.Kofler	20.603
14	32	O.Bayliss	21.271
15	56	P.Sebestyen	21.838
16	69	T.Booth-Amos	22.145
17	24	L.Taccini	22.269
18	10	U.Orradre	26.617
19	38	H.Soomer	28.336
20	25	M.Brenner	31.867
21	17	K.Smith	38.039
22	61	C.Oncu	38.147
23	22	F.Fuligni	41.525
24	21	B.Currie	41.528
25	6	J.Buis	54.461
26	89	P.Homola	1'28.383

Lap 12			
1	7	L.Baldassarri	19'13.455
2	62	S.Manzi	4.918
3	53	V.Debise	4.955
4	28	G.van Straalen	5.135
5	99	A.Huertas	5.675
6	11	N.Bulega	5.808
7	44	S.Odendaal	5.953
8	66	N.Tuuli	6.333
9	54	B.Sofuoglu	6.978
10	50	O.Vostatek	10.697
11	23	I.Vinales	11.986
12	73	M.Kofler	12.410
13	52	P.Hobelsberger	12.859
14	56	P.Sebestyen	18.042
15	32	O.Bayliss	18.204
16	24	L.Taccini	18.318
17	69	T.Booth-Amos	18.524
18	10	U.Orradre	19.174
19	38	H.Soomer	20.037
20	25	M.Brenner	25.333
21	17	K.Smith	29.158
22	21	B.Currie	30.100
23	22	F.Fuligni	30.579
24	6	J.Buis	33.891
25	61	C.Oncu	33.959
26	89	P.Homola	1'02.775

Lap 15			
1	7	L.Baldassarri	23'59.646
2	62	S.Manzi	6.487
3	53	V.Debise	6.964
4	28	G.van Straalen	7.137
5	44	S.Odendaal	7.424
6	11	N.Bulega	7.715
7	99	A.Huertas	7.792
8	66	N.Tuuli	7.960
9	54	B.Sofuoglu	8.654
10	50	O.Vostatek	13.131
11	23	I.Vinales	13.475
12	73	M.Kofler	16.345
13	52	P.Hobelsberger	16.383
14	56	P.Sebestyen	19.885
15	32	O.Bayliss	19.942
16	24	L.Taccini	20.413
17	69	T.Booth-Amos	20.644
18	10	U.Orradre	22.560
19	38	H.Soomer	24.978
20	25	M.Brenner	29.179
21	17	K.Smith	33.940
22	21	B.Currie	36.042
23	22	F.Fuligni	36.299
24	61	C.Oncu	36.379
25	6	J.Buis	45.635
26	89	P.Homola	1'17.849

Lap 18			
1	7	L.Baldassarri	28'46.077
2	62	S.Manzi	7.454
3	53	V.Debise	7.518
4	44	S.Odendaal	7.547
5	28	G.van Straalen	8.333
6	11	N.Bulega	8.426
7	66	N.Tuuli	8.836
8	99	A.Huertas	9.554
9	54	B.Sofuoglu	10.339
10	50	O.Vostatek	15.162
11	23	I.Vinales	15.351
12	52	P.Hobelsberger	20.017
13	73	M.Kofler	21.878
14	32	O.Bayliss	21.980
15	56	P.Sebestyen	22.266
16	69	T.Booth-Amos	22.429
17	24	L.Taccini	22.531
18	10	U.Orradre	27.917
19	38	H.Soomer	29.564
20	25	M.Brenner	32.554
21	61	C.Oncu	38.978
22	17	K.Smith	40.218
23	22	F.Fuligni	43.639
24	21	B.Currie	43.857
25	6	J.Buis	58.064
26	89	P.Homola	1'34.473

Lap 13			
1	7	L.Baldassarri	20'48.879
2	53	V.Debise	5.443
3	62	S.Manzi	5.520
4	28	G.van Straalen	5.659
5	11	N.Bulega	5.785
6	99	A.Huertas	6.591
7	44	S.Odendaal	6.610
8	66	N.Tuuli	6.805
9	54	B.Sofuoglu	7.514
10	50	O.Vostatek	11.541
11	23	I.Vinales	12.693
12	73	M.Kofler	13.575
13	52	P.Hobelsberger	13.883
14	56	P.Sebestyen	18.874
15	32	O.Bayliss	18.975
16	24	L.Taccini	19.043
17	69	T.Booth-Amos	19.188
18	10	U.Orradre	19.872
19	38	H.Soomer	22.199
20	25	M.Brenner	26.553
21	17	K.Smith	30.880
22	21	B.Currie	31.892
23	22	F.Fuligni	32.192
24	61	C.Oncu	34.597
25	6	J.Buis	37.219
26	89	P.Homola	1'08.046

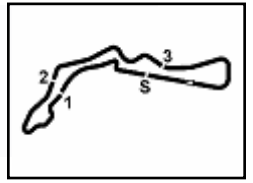
Lap 16			
1	7	L.Baldassarri	25'34.758
2	62	S.Manzi	7.222
3	53	V.Debise	7.418
4	28	G.van Straalen	7.557
5	44	S.Odendaal	7.844
6	99	A.Huertas	8.769
7	11	N.Bulega	8.857
8	66	N.Tuuli	8.918
9	54	B.Sofuoglu	9.482
10	50	O.Vostatek	14.035
11	23	I.Vinales	14.313
12	52	P.Hobelsberger	17.784
13	73	M.Kofler	18.713
14	56	P.Sebestyen	20.709
15	32	O.Bayliss	20.788
16	69	T.Booth-Amos	21.764

Lap 19			
1	7	L.Baldassarri	30'23.358
2	62	S.Manzi	6.240
3	44	S.Odendaal	6.288
4	53	V.Debise	6.307
5	28	G.van Straalen	7.109

30/07/2022

These data/results cannot be reproduced, stored and/or transmitted in whole or in part by any manner of electronic, mechanical, photocopying, recording, broadcasting or otherwise now known or herein after developed without the previous express consent by the copyright owner, except for reproduction in daily press and regular printed publications on sale to the public within 60 days of the event related to those data/results and always provided that copyright symbol appears together as follows below.

© DORNA WSBK ORGANIZATION Srl 2022



Autodrom Most 4.212 m

4 / 4

Prosecco DOC Czech Round, 29-31 July 2022
Lap Chart Race 1

Race Pace Comparison

	7 Bal	62 Man	44 Ode	53 Deb	28 vSt	66 Tuu	54 Sof	99 Hue	11 Bul	23 Vin	50 Vos	52 Hob	32 Bay	56 Seb
1	1'41.026	1'44.921	1'44.127	1'44.203	1'43.138	1'45.772	1'43.056	1'42.481	1'44.736	1'46.459	1'45.741	1'46.296	1'46.267	1'47.072
2	1'35.624	1'36.572	1'36.715	1'36.047	1'36.639	1'37.042	1'37.106	1'35.984	1'36.975	1'37.416	1'37.035	1'37.044	1'38.180	1'37.320
3	1'36.013	1'36.407	1'36.553	1'36.336	1'36.499	1'35.729	1'37.628	1'36.079	1'35.891	1'36.552	1'36.374	1'36.465	1'36.969	1'37.215
4	1'36.167	1'35.934	1'35.673	1'35.859	1'35.861	1'36.198	1'36.887	1'35.939	1'35.359	1'36.449	1'36.259	1'36.375	1'36.910	1'37.003
5	1'35.246	1'35.480	1'35.544	1'35.462	1'35.723	1'35.877	1'35.824	1'35.803	1'35.736	1'36.035	1'36.193	1'36.141	1'36.898	1'36.832
6	1'35.436	1'35.152	1'35.622	1'35.833	1'35.952	1'35.910	1'35.988	1'35.854	1'35.433	1'35.872	1'36.073	1'36.375	1'36.866	1'36.309
7	1'35.919	1'35.767	1'35.543	1'35.611	1'35.613	1'35.872	1'35.817	1'35.983	1'36.166	1'35.978	1'35.876	1'36.423	1'37.300	1'37.430
8	1'35.512	1'35.441	1'35.213	1'35.624	1'35.369	1'35.371	1'35.855	1'36.512	1'35.573	1'35.879	1'36.078	1'36.380	1'37.070	1'36.453
9	1'35.751	1'35.533	1'35.946	1'35.931	1'35.863	1'35.388	1'35.918	1'36.119	1'35.636	1'36.422	1'36.070	1'35.979	1'36.222	1'36.566
10	1'35.648	1'35.703	1'36.135	1'35.907	1'35.760	1'35.420	1'35.306	1'35.954	1'35.907	1'36.048	1'36.019	1'36.149	1'36.220	1'36.523
11	1'35.378	1'35.433	1'35.636	1'35.689	1'35.817	1'35.271	1'35.263	1'35.966	1'35.688	1'36.096	1'36.027	1'36.258	1'36.355	1'36.495
12	1'35.735	1'36.030	1'36.701	1'35.908	1'36.356	1'35.938	1'35.785	1'36.456	1'36.163	1'36.235	1'36.407	1'36.429	1'36.402	1'36.279
13	1'35.424	1'36.026	1'36.081	1'35.912	1'35.948	1'35.896	1'35.960	1'36.340	1'35.401	1'36.131	1'36.268	1'36.448	1'36.195	1'36.256
14	1'35.554	1'35.998	1'35.563	1'36.243	1'36.241	1'36.232	1'35.838	1'36.045	1'35.976	1'35.647	1'36.041	1'36.562	1'36.056	1'36.008
15	1'35.213	1'35.736	1'36.018	1'36.045	1'36.004	1'35.690	1'36.069	1'35.923	1'36.721	1'35.902	1'36.316	1'36.705	1'35.678	1'35.770
16	1'35.112	1'35.847	1'35.532	1'35.566	1'35.532	1'36.070	1'35.940	1'36.089	1'36.254	1'35.950	1'36.016	1'36.513	1'35.958	1'35.936
17	1'35.414	1'35.722	1'35.714	1'35.920	1'36.186	1'35.948	1'36.056	1'35.965	1'35.430	1'35.946	1'36.105	1'36.721	1'35.897	1'36.543
18	1'35.905	1'35.829	1'35.308	1'35.499	1'35.909	1'35.289	1'36.120	1'36.139	1'35.458	1'36.411	1'36.341	1'36.831	1'36.614	1'36.333
19	1'37.281	1'36.067	1'36.022	1'36.070	1'36.057	1'35.571	1'35.548	1'36.426	1'42.306	1'35.821	1'36.102	1'37.132	1'36.300	1'36.691

	69 Boo	24 Tac	73 Kof	10 Orr	38 Sao	25 Bre	61 Onc	17 Smi	22 FFe	21 Cur	6 Bui	89 Ham	55 Mon	3 DeR
1	1'48.725	1'46.620	1'44.488	1'47.651	1'48.112	1'48.224	1'43.174	1'47.971	1'47.838	1'48.671	1'47.883	1'49.983	1'30.621	1'45.810
2	1'37.926	1'37.893	1'36.960	1'36.940	1'37.961	1'38.315	1'36.703	1'38.589	1'38.503	1'38.284	1'38.124	1'40.732		
3	1'37.489	1'36.558	1'37.002	1'37.143	1'36.687	1'37.999	1'36.210	1'37.674	1'38.506	1'38.237	1'38.019	1'40.974		
4	1'36.730	1'37.317	1'36.776	1'36.954	1'36.154	1'37.765	1'35.795	1'37.412	1'37.891	1'37.703	1'38.086	1'40.472		
5	1'36.115	1'36.934	1'36.189	1'36.834	1'36.696	1'37.330	1'47.398	1'36.834	1'37.529	1'37.387	1'37.404	1'40.293		
6	1'36.091	1'36.509	1'36.137	1'36.342	1'36.691	1'37.121	1'51.376	1'37.780	1'38.202	1'37.646	1'38.029	1'40.476		
7	1'36.447	1'37.380	1'36.429	1'38.195	1'36.977	1'37.074	1'36.496	1'37.633	1'37.570	1'37.891	1'38.182	1'40.346		
8	1'37.083	1'37.285	1'36.431	1'37.081	1'37.614	1'37.229	1'36.073	1'37.341	1'37.828	1'37.306	1'37.876	1'40.930		
9	1'36.390	1'36.236	1'36.621	1'36.842	1'37.000	1'36.708	1'36.212	1'37.828	1'37.812	1'37.476	1'38.430	1'40.558		
10	1'36.626	1'36.326	1'36.425	1'36.703	1'36.741	1'37.218	1'36.079	1'37.452	1'38.472	1'37.398	1'38.249	1'40.404		
11	1'36.078	1'36.333	1'36.134	1'35.964	1'36.230	1'36.745	1'35.974	1'39.003	1'36.916	1'37.762	1'38.579	1'40.579		
12	1'36.279	1'36.382	1'36.273	1'35.980	1'36.629	1'37.060	1'35.924	1'37.096	1'36.967	1'37.794	1'38.485	1'40.483		
13	1'36.088	1'36.149	1'36.589	1'36.122	1'37.586	1'36.644	1'36.062	1'37.146	1'37.037	1'37.216	1'38.752	1'40.695		
14	1'36.206	1'36.214	1'36.599	1'36.428	1'36.587	1'36.489	1'36.100	1'36.762	1'37.482	1'37.210	1'39.512	1'40.507		
15	1'36.017	1'35.923	1'36.938	1'37.027	1'36.959	1'36.904	1'36.449	1'37.065	1'37.392	1'37.707	1'39.671	1'40.063		
16	1'36.232	1'36.568	1'37.480	1'37.172	1'36.810	1'36.776	1'35.853	1'37.259	1'37.746	1'37.734	1'39.535	1'40.117		
17	1'35.795	1'35.814	1'37.304	1'37.411	1'37.074	1'36.438	1'36.441	1'37.366	1'38.006	1'38.278	1'39.817	1'40.943		
18	1'36.189	1'36.167	1'37.180	1'37.205	1'37.133	1'36.592	1'36.736	1'38.084	1'38.019	1'38.234	1'39.508	1'41.995		
19	1'36.790	1'36.838	1'37.498	1'37.628	1'37.239	1'36.462	1'36.113	1'37.853	1'37.290	1'37.491	1'39.764	1'42.676		

30/07/2022

These data/results cannot be reproduced, stored and/or transmitted in whole or in part by any manner of electronic, mechanical, photocopying, recording, broadcasting or otherwise now known or herein after developed without the previous express consent by the copyright owner, except for reproduction in daily press and regular printed publications on sale to the public within 60 days of the event related to those data/results and always provided that copyright symbol appears together as follows below.

© DORNA WSBK ORGANIZATION Srl 2022

Prosecco DOC Czech Round, 29–31 July 2022
Best Sectors & Speed Race 1

RESULTS

1	7	L. BALDASSARRI	Yamaha YZF R6	Laps 19
2	62	S. MANZI	Triumph Street Triple RS	6.240
3	44	S. ODENDAAL	Yamaha YZF R6	6.288
4	53	V. DEBISE	Yamaha YZF R6	6.307
5	28	G. VAN STRAALEN	Yamaha YZF R6	7.109
6	66	N. TUULI	MV Agusta F3 800 RR	7.126
7	54	B. SOFUOGLU	MV Agusta F3 800 RR	8.606
8	99	A. HUERTAS	Kawasaki ZX-6R	8.699
9	11	N. BULEGA	Ducati Panigale V2	13.451
10	23	I. VINALES	Ducati Panigale V2	13.891
11	50	D. VOSTATEK	Yamaha YZF R6	13.983
12	52	P. HOBELSBERGER	Yamaha YZF R6	19.868
13	32	D. BAYLISS	Ducati Panigale V2	20.999
14	56	P. SEBESTYEN	Yamaha YZF R6	21.676
15	69	T. BOOTH-AMOS	Kawasaki ZX-6R	21.938
16	24	L. TACCINI	Yamaha YZF R6	22.088
17	73	M. KOFLER	Ducati Panigale V2	22.095
18	10	U. ORRADRE	Yamaha YZF R6	28.264
19	38	H. SOOMER	Triumph Street Triple RS	29.522
20	25	M. BRENNER	Yamaha YZF R6	31.735
21	61	C. ONCU	Kawasaki ZX-6R	37.810
22	17	K. SMITH	Yamaha YZF R6	40.790
23	22	F. FULIGNI	Ducati Panigale V2	43.648
24	21	B. CURRIE	Kawasaki ZX-6R	44.067
25	6	J. BUIS	Kawasaki ZX-6R	1'00.547
26	89	P. HOMOLA	Yamaha YZF R6	1'39.868
RET	55	Y. MONTELLA	Kawasaki ZX-6R	18 Laps
RET	3	R. DE ROSA	Ducati Panigale V2	18 Laps
RET	64	F. CARICASULO	Ducati Panigale V2	
RET	77	D. AEGERTER	Yamaha YZF R6	
RET	94	A. VERDOIA	Yamaha YZF R6	

SPEED

1	24	L. TACCINI	Yamaha YZF R6	262,2
2	62	S. MANZI	Triumph Street Triple RS	260,3
3	10	U. ORRADRE	Yamaha YZF R6	260,3
4	56	P. SEBESTYEN	Yamaha YZF R6	259,7
5	38	H. SOOMER	Triumph Street Triple RS	259,7
6	32	D. BAYLISS	Ducati Panigale V2	259,7
7	69	T. BOOTH-AMOS	Kawasaki ZX-6R	259,7
8	25	M. BRENNER	Yamaha YZF R6	259,1
9	54	B. SOFUOGLU	MV Agusta F3 800 RR	259,1
10	66	N. TUULI	MV Agusta F3 800 RR	259,1
11	50	D. VOSTATEK	Yamaha YZF R6	259,1
12	99	A. HUERTAS	Kawasaki ZX-6R	257,9
13	11	N. BULEGA	Ducati Panigale V2	257,9
14	44	S. ODENDAAL	Yamaha YZF R6	257,9
15	21	B. CURRIE	Kawasaki ZX-6R	257,3
16	17	K. SMITH	Yamaha YZF R6	257,3
17	53	V. DEBISE	Yamaha YZF R6	257,3
18	23	I. VINALES	Ducati Panigale V2	256,7
19	6	J. BUIS	Kawasaki ZX-6R	256,7
20	52	P. HOBELSBERGER	Yamaha YZF R6	256,7
21	61	C. ONCU	Kawasaki ZX-6R	256,1
22	28	G. VAN STRAALEN	Yamaha YZF R6	255,5
23	73	M. KOFLER	Ducati Panigale V2	254,9
24	22	F. FULIGNI	Ducati Panigale V2	254,9
25	7	L. BALDASSARRI	Yamaha YZF R6	251,3
26	89	P. HOMOLA	Yamaha YZF R6	246,2
27	3	R. DE ROSA	Ducati Panigale V2	202,4

SEG. 1

1	24	L. TACCINI	23.129
2	7	L. BALDASSARRI	23.133
3	54	B. SOFUOGLU	23.223
4	66	N. TUULI	23.249
5	11	N. BULEGA	23.280
6	32	D. BAYLISS	23.307
7	50	D. VOSTATEK	23.335
8	23	I. VINALES	23.362
9	56	P. SEBESTYEN	23.372
10	44	S. ODENDAAL	23.388
11	28	G. VAN STRAALEN	23.389
12	62	S. MANZI	23.389
13	53	V. DEBISE	23.393
14	73	M. KOFLER	23.437
15	61	C. ONCU	23.455
16	10	U. ORRADRE	23.500
17	6	J. BUIS	23.515
18	69	T. BOOTH-AMOS	23.523
19	52	P. HOBELSBERGER	23.635
20	99	A. HUERTAS	23.659
21	38	H. SOOMER	23.675
22	17	K. SMITH	23.693
23	25	M. BRENNER	23.701
24	22	F. FULIGNI	23.714
25	21	B. CURRIE	23.727
26	89	P. HOMOLA	24.604
27	55	Y. MONTELLA	1'42.259
28	3	R. DE ROSA	1'57.142

SEG. 2

1	62	S. MANZI	23.551
2	28	G. VAN STRAALEN	23.579
3	7	L. BALDASSARRI	23.627
4	54	B. SOFUOGLU	23.628
5	53	V. DEBISE	23.628
6	11	N. BULEGA	23.654
7	66	N. TUULI	23.660
8	44	S. ODENDAAL	23.664
9	61	C. ONCU	23.667
10	99	A. HUERTAS	23.685
11	56	P. SEBESTYEN	23.707
12	38	H. SOOMER	23.710
13	50	D. VOSTATEK	23.752
14	10	U. ORRADRE	23.758
15	24	L. TACCINI	23.771
16	23	I. VINALES	23.797
17	32	D. BAYLISS	23.802
18	69	T. BOOTH-AMOS	23.827
19	73	M. KOFLER	23.831
20	25	M. BRENNER	23.895
21	52	P. HOBELSBERGER	23.912
22	22	F. FULIGNI	23.981
23	17	K. SMITH	24.077
24	21	B. CURRIE	24.093
25	6	J. BUIS	24.166
26	89	P. HOMOLA	24.868
27	55	Y. MONTELLA	32.554
28	3	R. DE ROSA	46.373

SEG. 3

1	44	S. ODENDAAL	24.449
2	28	G. VAN STRAALEN	24.457
3	11	N. BULEGA	24.537
4	53	V. DEBISE	24.554
5	24	L. TACCINI	24.578
6	99	A. HUERTAS	24.592
7	69	T. BOOTH-AMOS	24.594
8	66	N. TUULI	24.604
9	54	B. SOFUOGLU	24.606
10	62	S. MANZI	24.607
11	61	C. ONCU	24.608
12	7	L. BALDASSARRI	24.623
13	32	D. BAYLISS	24.673
14	23	I. VINALES	24.712
15	10	U. ORRADRE	24.726
16	52	P. HOBELSBERGER	24.734
17	50	D. VOSTATEK	24.772
18	56	P. SEBESTYEN	24.786
19	25	M. BRENNER	24.809
20	73	M. KOFLER	24.835
21	38	H. SOOMER	24.838
22	17	K. SMITH	24.941
23	22	F. FULIGNI	25.093
24	6	J. BUIS	25.179
25	21	B. CURRIE	25.181
26	89	P. HOMOLA	25.540
27	55	Y. MONTELLA	30.934
28	3	R. DE ROSA	32.681

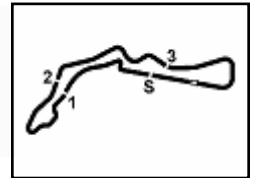
SEG. 4

1	44	S. ODENDAAL	23.398
2	61	C. ONCU	23.549
3	62	S. MANZI	23.551
4	11	N. BULEGA	23.566
5	53	V. DEBISE	23.580
6	52	P. HOBELSBERGER	23.580
7	66	N. TUULI	23.622
8	99	A. HUERTAS	23.646
9	69	T. BOOTH-AMOS	23.648
10	7	L. BALDASSARRI	23.649
11	38	H. SOOMER	23.652
12	23	I. VINALES	23.659
13	54	B. SOFUOGLU	23.661
14	28	G. VAN STRAALEN	23.678
15	24	L. TACCINI	23.681
16	10	U. ORRADRE	23.726
17	32	D. BAYLISS	23.752
18	56	P. SEBESTYEN	23.817
19	50	D. VOSTATEK	23.821
20	73	M. KOFLER	23.830
21	25	M. BRENNER	23.842
22	17	K. SMITH	23.858
23	21	B. CURRIE	23.943
24	6	J. BUIS	23.945
25	22	F. FULIGNI	24.037
26	89	P. HOMOLA	24.591
27	3	R. DE ROSA	29.614

30/07/2022

These data/results cannot be reproduced, stored and/or transmitted in whole or in part by any manner of electronic, mechanical, photocopying, recording, broadcasting or otherwise now known or herein after developed without the previous express consent by the copyright owner, except for reproduction in daily press and regular printed publications on sale to the public within 60 days of the event related to those data/results and always provided that copyright symbol appears together as follows below.

© DORNA WSBK ORGANIZATION Srl 2022



Autodrom Most 4.212 m

Prosecco DOC Czech Round, 29-31 July 2022 Chronological Analysis Race 1

Start at 15:15'20.529

1 / 5

1° 7 L. BALDASSARRI [1'35.112]							
Lap	Seg1	Seg2	Seg3	Seg4	Lap Time	km/h	Local Time
1		23.927	24.785	23.715	1'41.026		15:17'01.555
2	23.441	23.635	24.772	23.776	1'35.624	250,2	15:18'37.179
3	23.381	23.813	24.938	23.881	1'36.013	249,6	15:20'13.192
4	23.533	24.061	24.893	23.680	1'36.167	250,2	15:21'49.359
5	23.220	23.683	24.694	23.649	1'35.246	251,3	15:23'24.605
6	23.246	23.647	24.785	23.758	1'35.436	250,2	15:25'00.041
7	23.281	24.000	24.849	23.789	1'35.919	250,2	15:26'35.960
8	23.133	23.737	24.856	23.786	1'35.512	250,8	15:28'11.472
9	23.332	23.845	24.764	23.810	1'35.751	249,6	15:29'47.223
10	23.263	23.712	24.915	23.758	1'35.648	250,8	15:31'22.871
11	23.214	23.704	24.669	23.791	1'35.378	250,2	15:32'58.249
12	23.329	23.838	24.879	23.689	1'35.735	249,6	15:34'33.984
13	23.174	23.729	24.658	23.863	1'35.424	250,2	15:36'09.408
14	23.235	23.761	24.824	23.734	1'35.554	250,8	15:37'44.962
15	23.179	23.627	24.685	23.722	1'35.213	251,3	15:39'20.175
16	23.146	23.641	24.623	23.702	1'35.112	250,8	15:40'55.287
17	23.223	23.694	24.743	23.754	1'35.414	250,2	15:42'30.701
18	23.312	23.795	24.943	23.855	1'35.905	250,8	15:44'06.606
19	23.237	23.899	25.068	25.077	1'37.281	251,3	15:45'43.887
Race Time 30'23.358							

18	23.641	23.711	24.558	23.398	1'35.308	249,0	15:44'14.153
19	23.758	23.783	24.749	23.732	1'36.022	251,9	15:45'50.175
Race Time 30'29.646							

2° 62 S. MANZI [1'35.152]							
Lap	Seg1	Seg2	Seg3	Seg4	Lap Time	km/h	Local Time
1		24.930	24.947	23.709	1'44.921		15:17'05.450
2	24.138	23.987	24.779	23.668	1'36.572	253,1	15:18'42.022
3	24.006	23.814	24.740	23.847	1'36.407	254,9	15:20'18.429
4	23.943	23.647	24.613	23.731	1'35.934	260,3	15:21'54.363
5	23.420	23.729	24.607	23.724	1'35.480	254,3	15:23'29.843
6	23.403	23.551	24.647	23.551	1'35.152	252,5	15:25'04.995
7	23.600	23.719	24.750	23.698	1'35.767	257,3	15:26'40.762
8	23.389	23.689	24.678	23.685	1'35.441	255,5	15:28'16.203
9	23.432	23.740	24.771	23.590	1'35.533	253,1	15:29'51.736
10	23.679	23.684	24.728	23.612	1'35.703	254,9	15:31'27.439
11	23.533	23.654	24.677	23.569	1'35.433	257,3	15:33'02.872
12	23.484	23.863	24.873	23.810	1'36.030	252,5	15:34'38.902
13	23.631	23.752	24.750	23.893	1'36.026	250,8	15:36'14.928
14	23.660	23.783	24.807	23.748	1'35.998	249,6	15:37'50.926
15	23.501	23.651	24.741	23.843	1'35.736	249,6	15:39'26.662
16	23.416	23.755	24.814	23.862	1'35.847	249,6	15:41'02.509
17	23.445	23.680	24.684	23.913	1'35.722	248,5	15:42'38.231
18	23.474	23.657	24.843	23.855	1'35.829	249,0	15:44'14.060
19	23.758	23.682	24.754	23.873	1'36.067	251,3	15:45'50.127
Race Time 30'29.598							

4° 53 V. DEBISE [1'35.462]							
Lap	Seg1	Seg2	Seg3	Seg4	Lap Time	km/h	Local Time
1		24.270	25.016	23.683	1'44.203		15:17'04.732
2	24.113	23.684	24.670	23.580	1'36.047	254,3	15:18'40.779
3	23.725	23.882	24.930	23.799	1'36.336	257,3	15:20'17.115
4	23.752	23.715	24.554	23.838	1'35.859	251,3	15:21'52.974
5	23.556	23.656	24.591	23.659	1'35.462	253,1	15:23'28.436
6	23.428	23.737	24.745	23.923	1'35.833	249,6	15:25'04.269
7	23.470	23.651	24.641	23.849	1'35.611	249,0	15:26'39.880
8	23.663	23.704	24.577	23.680	1'35.624	249,0	15:28'15.504
9	23.712	23.817	24.686	23.716	1'35.931	250,2	15:29'51.435
10	23.704	23.748	24.757	23.698	1'35.907	256,1	15:31'27.342
11	23.393	23.696	24.710	23.890	1'35.689	254,9	15:33'03.031
12	23.542	23.765	24.932	23.669	1'35.908	254,3	15:34'38.939
13	23.495	23.698	24.803	23.916	1'35.912	250,8	15:36'14.851
14	23.615	23.844	24.696	24.088	1'36.243	247,9	15:37'51.094
15	23.781	23.696	24.756	23.812	1'36.045	249,6	15:39'27.139
16	23.540	23.770	24.565	23.691	1'35.566	249,6	15:41'02.705
17	23.875	23.628	24.695	23.722	1'35.920	250,8	15:42'38.625
18	23.439	23.678	24.745	23.637	1'35.499	250,8	15:44'14.124
19	23.987	23.728	24.774	23.581	1'36.070	253,7	15:45'50.194
Race Time 30'29.665							

3° 44 S. ODENDAAL [1'35.213]							
Lap	Seg1	Seg2	Seg3	Seg4	Lap Time	km/h	Local Time
1		24.174	24.980	23.917	1'44.127		15:17'04.656
2	24.134	24.040	24.788	23.753	1'36.715	247,9	15:18'41.371
3	23.738	24.082	24.897	23.836	1'36.553	250,8	15:20'17.924
4	23.908	23.704	24.541	23.520	1'35.673	248,5	15:21'53.597
5	23.388	23.664	24.622	23.870	1'35.544	257,9	15:23'29.141
6	23.627	23.704	24.636	23.655	1'35.622	249,6	15:25'04.763
7	23.606	23.798	24.545	23.594	1'35.543	257,3	15:26'40.306
8	23.523	23.712	24.449	23.529	1'35.213	250,8	15:28'15.519
9	23.791	23.951	24.606	23.598	1'35.946	249,6	15:29'51.465
10	24.104	23.815	24.705	23.511	1'36.135	254,9	15:31'27.600
11	23.621	23.790	24.699	23.526	1'35.636	253,7	15:33'03.236
12	24.504	23.920	24.589	23.688	1'36.701	253,7	15:34'39.937
13	23.868	23.887	24.574	23.752	1'36.081	256,7	15:36'16.018
14	23.473	23.868	24.619	23.603	1'35.563	252,5	15:37'51.581
15	23.651	23.966	24.762	23.639	1'36.018	254,9	15:39'27.599
16	23.533	23.749	24.526	23.724	1'35.532	251,9	15:41'03.131
17	23.605	23.941	24.569	23.599	1'35.714	251,3	15:42'38.845

5° 28 G. VAN STRAALEN [1'35.369]							
Lap	Seg1	Seg2	Seg3	Seg4	Lap Time	km/h	Local Time
1		24.001	24.696	23.976	1'43.138		15:17'03.667
2	24.109	23.959	24.734	23.837	1'36.639	255,5	15:18'40.306
3	24.072	23.821	24.832	23.774	1'36.499	245,1	15:20'16.805
4	23.931	23.688	24.521	23.721	1'35.861	249,6	15:21'52.666
5	23.587	23.699	24.550	23.887	1'35.723	250,8	15:23'28.389
6	23.629	23.743	24.651	23.929	1'35.952	245,7	15:25'04.341
7	23.489	23.790	24.615	23.719	1'35.613	252,5	15:26'39.954
8	23.389	23.731	24.457	23.792	1'35.369	253,1	15:28'15.323
9	23.750	23.753	24.570	23.790	1'35.863	250,2	15:29'51.186
10	23.591	23.759	24.615	23.795	1'35.760	245,1	15:31'26.946
11	23.547	23.739	24.586	23.945	1'35.817	244,0	15:33'02.763
12	23.954	23.842	24.829	23.731	1'36.356	244,6	15:34'39.119
13	23.810	23.728	24.632	23.778	1'35.948	249,6	15:36'15.067
14	24.053	23.865	24.593	23.730	1'36.241	248,5	15:37'51.308
15	23.684	23.781	24.678	23.861	1'36.004	253,1	15:39'27.312
16	23.667	23.579	24.608	23.678	1'35.532	250,2	15:41'02.844
17	23.669	23.932	24.713	23.872	1'36.186	251,9	15:42'39.030
18	23.653	23.835	24.552	23.869	1'35.909	250,2	15:44'14.939
19	23.551	23.934	24.738	23.834	1'36.057	249,0	15:45'50.996
Race Time 30'30.467							

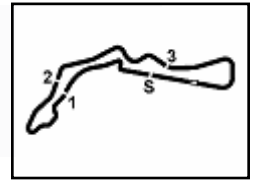
6° 66 N. TUULI [1'35.271]							
Lap	Seg1	Seg2	Seg3	Seg4	Lap Time	km/h	Local Time
1		24.988	25.484	23.812	1'45.772		15:17'06.301
2	24.300	24.082	24.873	23.787	1'37.042	250,8	15:18'43.343
3	23.509	23.790	24.763	23.667	1'35.729	252,5	15:20'19.072
4	23.620	24.054	24.887	23.637	1'36.198	259,1	15:21'55.270
5	23.574	23.926	24.664	23.713	1'35.877	258,5	15:23'31.147
6	23.629	23.822	24.740	23.719	1'35.910	258,5	15:25'07.057
7	23.622	23.699	24.712	23.839	1'35.872	252,5	15:26'42.929
8	23.324	23.713	24.644	23.690	1'35.371	257,9	15:28'18.300
9	23.400	23.660	24.685	23.643	1'35.388	249,6	15:29'53.688
10	23.343	23.725	24.633	23.719	1'35.420	249,6	15:31'29.108
11	23.333	23.670	24.604	23.664	1'35.271	249,6	15:33'04.379
12	23.588	23.938	24.657	23.755	1'35.938	249,6	15:34'40.317
13	23.661	23.921	24.678	23.636	1'35.896	252,5	15:36'16.213
14	23.849	23.780	24.865	23.738	1'36.232	254,9	15:37'52.445

30/07/2022

P = Pits In/Out - C = Lap Time Cancelled

These data/results cannot be reproduced, stored and/or transmitted in whole or in part by any manner of electronic, mechanical, photocopying, recording, broadcasting or otherwise now known or herein after developed without the previous express consent by the copyright owner, except for reproduction in daily press and regular printed publications on sale to the public within 60 days of the event related to those data/results and always provided that copyright symbol appears together as follows below.

© DORNA WSBK ORGANIZATION Srl 2022



Autodrom Most 4.212 m

Prosecco DOC Czech Round, 29-31 July 2022
Chronological Analysis Race 1

Start at 15:15'20.529

2 / 5

15	23.550	23.838	24.680	23.622	1'35.690	251,3	15:39'28.135	12	23.948	23.892	24.608	23.715	1'36.163	253,7	15:34'39.792
16	23.871	23.833	24.672	23.694	1'36.070	256,7	15:41'04.205	13	23.372	23.654	24.719	23.656	1'35.401	255,5	15:36'15.193
17	23.766	23.888	24.670	23.624	1'35.948	252,5	15:42'40.153	14	23.670	23.781	24.740	23.785	1'35.976	256,7	15:37'51.169
18	23.249	23.748	24.605	23.687	1'35.289	257,9	15:44'15.442	15	23.987	23.845	25.184	23.705	1'36.721	254,3	15:39'27.890
19	23.501	23.710	24.701	23.659	1'35.571	253,1	15:45'51.013	16	23.919	23.788	24.658	23.889	1'36.254	253,1	15:41'04.144

Race Time 30'30.484

7° 54 B. SOFUOGLU [1'35.263]

Lap	Seg.1	Seg.2	Seg.3	Seg.4	Lap Time	km/h	Local Time
1		24.155	25.281	23.957	1'43.056		15:17'03.585
2	23.984	24.029	25.172	23.921	1'37.106	254,3	15:18'40.691
3	24.107	24.190	25.355	23.976	1'37.628	256,7	15:20'18.319
4	24.220	23.883	24.993	23.791	1'36.887	259,1	15:21'55.206
5	23.426	23.828	24.797	23.773	1'35.824	257,9	15:23'31.030
6	23.502	23.826	24.846	23.814	1'35.988	256,7	15:25'07.018
7	23.364	23.748	24.817	23.888	1'35.817	255,5	15:26'42.835
8	23.588	23.745	24.750	23.772	1'35.855	253,7	15:28'18.690
9	23.566	23.708	24.799	23.845	1'35.918	257,3	15:29'54.608
10	23.333	23.628	24.606	23.739	1'35.306	255,5	15:31'29.914
11	23.223	23.702	24.677	23.661	1'35.263	254,9	15:33'05.177
12	23.459	23.651	24.929	23.746	1'35.785	256,1	15:34'40.962
13	23.416	23.712	24.818	24.014	1'35.960	256,1	15:36'16.922
14	23.409	23.780	24.859	23.790	1'35.838	257,9	15:37'52.760
15	23.504	23.808	24.879	23.878	1'36.069	257,9	15:39'28.829
16	23.529	23.749	24.806	23.856	1'35.940	256,1	15:41'04.769
17	23.589	23.713	24.873	23.881	1'36.056	257,3	15:42'40.825
18	23.467	23.943	24.847	23.863	1'36.120	257,9	15:44'16.945
19	23.361	23.646	24.709	23.832	1'35.548	255,5	15:45'52.493

Race Time 30'31.964

8° 99 A. HUERTAS [1'35.803]

Lap	Seg.1	Seg.2	Seg.3	Seg.4	Lap Time	km/h	Local Time
1		24.158	24.748	23.686	1'42.481		15:17'03.010
2	23.744	23.724	24.709	23.807	1'35.984	246,8	15:18'38.994
3	23.735	23.768	24.774	23.802	1'36.079	246,8	15:20'15.073
4	23.697	23.797	24.694	23.751	1'35.939	245,7	15:21'51.012
5	23.716	23.720	24.651	23.716	1'35.803	247,3	15:23'26.815
6	23.705	23.685	24.662	23.802	1'35.854	246,8	15:25'02.669
7	23.731	23.736	24.702	23.814	1'35.983	246,8	15:26'38.652
8	23.771	23.980	24.855	23.906	1'36.512	247,3	15:28'15.164
9	23.763	23.756	24.836	23.764	1'36.119	246,8	15:29'51.283
10	23.659	23.818	24.698	23.779	1'35.954	251,9	15:31'27.237
11	23.923	23.749	24.648	23.646	1'35.966	250,2	15:33'03.203
12	24.237	23.831	24.592	23.796	1'36.456	256,7	15:34'39.659
13	23.882	23.988	24.690	23.780	1'36.340	251,9	15:36'15.999
14	23.901	23.707	24.646	23.791	1'36.045	250,2	15:37'52.044
15	23.727	23.780	24.733	23.683	1'35.923	252,5	15:39'27.967
16	23.710	23.765	24.659	23.955	1'36.089	257,9	15:41'04.056
17	23.799	23.767	24.606	23.793	1'35.965	251,3	15:42'40.021
18	23.830	23.774	24.624	23.911	1'36.139	253,1	15:44'16.160
19	23.689	23.841	24.804	24.092	1'36.426	252,5	15:45'52.586

Race Time 30'32.057

9° 11 N. BULEGA [1'35.359]

Lap	Seg.1	Seg.2	Seg.3	Seg.4	Lap Time	km/h	Local Time
1		24.821	24.798	23.827	1'44.736		15:17'05.265
2	24.121	24.047	25.117	23.690	1'36.975	251,3	15:18'42.240
3	23.576	23.666	25.019	23.630	1'35.891	257,9	15:20'18.131
4	23.488	23.723	24.537	23.611	1'35.359	255,5	15:21'53.490
5	23.721	23.765	24.645	23.605	1'35.736	253,1	15:23'29.226
6	23.334	23.691	24.647	23.761	1'35.433	255,5	15:25'04.659
7	23.550	23.798	24.976	23.842	1'36.166	253,7	15:26'40.825
8	23.599	23.758	24.650	23.566	1'35.573	256,1	15:28'16.398
9	23.431	23.850	24.738	23.617	1'35.636	254,9	15:29'52.034
10	23.850	23.720	24.734	23.603	1'35.907	253,7	15:31'27.941
11	23.566	23.763	24.692	23.667	1'35.688	253,1	15:33'03.629

10° 23 I. VINALES [1'35.647]

Lap	Seg.1	Seg.2	Seg.3	Seg.4	Lap Time	km/h	Local Time
1		25.279	25.410	24.181	1'46.459		15:17'06.988
2	24.265	24.124	25.215	23.812	1'37.416	256,7	15:18'44.404
3	23.842	23.978	24.872	23.860	1'36.552	251,9	15:20'20.956
4	23.797	24.053	24.872	23.727	1'36.449	252,5	15:21'57.405
5	23.630	23.804	24.839	23.762	1'36.035	251,9	15:23'33.440
6	23.456	23.829	24.822	23.765	1'35.872	254,3	15:25'09.312
7	23.384	23.878	24.895	23.821	1'35.978	256,7	15:26'45.290
8	23.546	23.839	24.805	23.689	1'35.879	251,3	15:28'21.169
9	23.547	23.878	25.129	23.868	1'36.422	254,9	15:29'57.591
10	23.421	23.945	24.853	23.829	1'36.048	250,8	15:31'33.639
11	23.489	23.855	24.855	23.897	1'36.096	247,9	15:33'09.735
12	23.594	23.948	24.951	23.742	1'36.235	249,0	15:34'45.970
13	23.569	23.949	24.801	23.812	1'36.131	250,2	15:36'22.101
14	23.383	23.814	24.781	23.669	1'35.647	250,2	15:37'57.748
15	23.362	23.957	24.811	23.772	1'35.902	251,3	15:39'33.650
16	23.598	23.946	24.747	23.659	1'35.950	250,8	15:41'09.600
17	23.559	23.873	24.798	23.716	1'35.946	250,8	15:42'45.546
18	23.722	23.919	24.933	23.837	1'36.411	246,8	15:44'21.957
19	23.512	23.797	24.712	23.800	1'35.821	252,5	15:45'57.778

Race Time 30'37.249

11° 50 O. VOSTATEK [1'35.876]

Lap	Seg.1	Seg.2	Seg.3	Seg.4	Lap Time	km/h	Local Time
1		25.051	25.398	23.869	1'45.741		15:17'06.270
2	24.066	23.916	25.083	23.970	1'37.035	247,3	15:18'43.305
3	23.796	23.901	24.772	23.905	1'36.374	251,3	15:20'19.679
4	23.597	23.911	24.893	23.858	1'36.259	249,0	15:21'55.938
5	23.700	23.843	24.797	23.853	1'36.193	255,5	15:23'32.131
6	23.635	23.814	24.803	23.821	1'36.073	256,7	15:25'08.204
7	23.335	23.784	24.891	23.866	1'35.876	259,1	15:26'44.080
8	23.563	23.792	24.806	23.917	1'36.078	247,9	15:28'20.158
9	23.409	23.912	24.862	23.887	1'36.070	248,5	15:29'56.228
10	23.475	23.752	24.866	23.926	1'36.019	246,8	15:31'32.247
11	23.435	23.794	24.849	23.949	1'36.027	247,3	15:33'08.274
12	23.554	23.923	24.988	23.942	1'36.407	245,7	15:34'44.681
13	23.551	23.829	24.880	24.008	1'36.268	246,2	15:36'20.949
14	23.450	23.763	24.916	23.912	1'36.041	246,2	15:37'56.990
15	23.534	23.859	24.900	24.023	1'36.316	245,1	15:39'33.306
16	23.376	23.830	24.852	23.958	1'36.016	246,8	15:41'09.322
17	23.503	23.763	24.898	23.941	1'36.105	246,2	15:42'45.427
18	23.653	23.856	24.941	23.891	1'36.341	247,9	15:44'21.768
19	23.368	23.906	24.825	24.003	1'36.102	247,3	15:45'57.870

Race Time 30'37.341

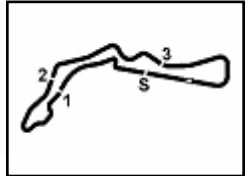
12° 52 P. HOBELSBERGER [1'35.979]

Lap	Seg.1	Seg.2	Seg.3	Seg.4	Lap Time	km/h	Local Time
1		25.245	25.344	23.889	1'46.296		15:17'06.825
2	23.986	24.214	24.990	23.854	1'37.044	256,1	15:18'43.869
3	23.705	24.093	24.835	23.832	1'36.465	253,7	15:20'20.334
4	23.785	24.043	24.835	23.712	1'36.375	252,5	15:21'56.709
5	23.694	23.912	24.826	23.709	1'36.141	253,7	15:23'32.850
6	23.660	24.044	24.878	23.793	1'36.375	253,7	15:25'09.225
7	23.666	24.139	24.839	23.779	1'36.423	254,9	15:26'45.648
8	23.720	24.133	24.848	23.679	1'36.380	254,3	15:28'22.028

30/07/2022 P = Pits In/Out - C = Lap Time Cancelled

These data/results cannot be reproduced, stored and/or transmitted in whole or in part by any manner of electronic, mechanical, photocopying, recording, broadcasting or otherwise now known or herein after developed without the previous express consent by the copyright owner, except for reproduction in daily press and regular printed publications on sale to the public within 60 days of the event related to those data/results and always provided that copyright symbol appears together as follows below.

© DORNA WSBK ORGANIZATION Srl 2022



Autodrom Most 4.212 m

Prosecco DOC Czech Round, 29-31 July 2022
Chronological Analysis Race 1

Start at 15:15'20.529

3 / 5

9	23.635	23.936	24.734	23.674	1'35.979	254,3	15:29'58.007
10	23.660	24.020	24.889	23.580	1'36.149	256,7	15:31'34.156
11	23.686	23.968	24.843	23.761	1'36.258	256,1	15:33'10.414
12	23.768	24.024	24.941	23.696	1'36.429	254,3	15:34'46.843
13	23.782	24.103	24.822	23.741	1'36.448	253,7	15:36'23.291
14	23.898	24.015	24.919	23.730	1'36.562	256,1	15:37'59.853
15	23.855	24.052	24.961	23.837	1'36.705	256,7	15:39'36.558
16	23.799	24.093	24.845	23.776	1'36.513	252,5	15:41'13.071
17	23.903	23.992	24.915	23.911	1'36.721	250,2	15:42'49.792
18	23.916	24.097	24.939	23.879	1'36.831	250,8	15:44'26.623
19	23.824	24.209	25.093	24.006	1'37.132	249,6	15:46'03.755

Race Time 30'43.226

6	23.639	23.939	24.767	23.746	1'36.091	252,5	15:25'13.605
7	23.693	24.017	24.925	23.812	1'36.447	253,7	15:26'50.052
8	24.214	24.295	24.694	23.880	1'37.083	257,9	15:28'27.135
9	23.802	24.024	24.916	23.648	1'36.390	257,3	15:30'03.525
10	23.523	24.408	24.937	23.758	1'36.626	251,9	15:31'40.151
11	23.676	23.983	24.731	23.688	1'36.078	252,5	15:33'16.229
12	23.732	23.980	24.819	23.748	1'36.279	257,3	15:34'52.508
13	23.555	24.045	24.768	23.720	1'36.088	257,3	15:36'28.596
14	23.668	24.008	24.811	23.719	1'36.206	259,7	15:38'04.802
15	23.780	23.827	24.659	23.751	1'36.017	259,1	15:39'40.819
16	23.602	24.151	24.734	23.745	1'36.232	254,9	15:41'17.051
17	23.549	23.876	24.594	23.776	1'35.795	253,1	15:42'52.846
18	23.544	23.939	25.007	23.699	1'36.189	255,5	15:44'29.035
19	24.111	23.912	24.818	23.949	1'36.790	257,9	15:46'05.825

Race Time 30'45.296

13° 32 O. BAYLISS [1'35.678]

Lap	Seg.1	Seg.2	Seg.3	Seg.4	Lap Time	km/h	Local Time
1		25.146	25.416	24.119	1'46.267		15:17'06.796
2	24.212	24.302	25.482	24.184	1'38.180	253,7	15:18'44.976
3	23.986	24.034	24.904	24.045	1'36.969	257,3	15:20'21.945
4	23.708	24.246	24.938	24.018	1'36.910	255,5	15:21'58.855
5	23.814	24.079	25.034	23.971	1'36.898	252,5	15:23'35.753
6	24.235	23.862	24.858	23.911	1'36.866	253,1	15:25'12.619
7	23.935	24.161	25.058	24.146	1'37.300	256,7	15:26'49.919
8	24.221	24.150	24.786	23.913	1'37.070	256,1	15:28'26.989
9	23.566	23.883	24.892	23.891	1'36.222	253,1	15:30'03.211
10	23.377	23.809	25.098	23.936	1'36.220	254,3	15:31'39.431
11	23.560	23.955	24.950	23.890	1'36.355	255,5	15:33'15.786
12	23.698	23.895	24.867	23.942	1'36.402	253,7	15:34'52.188
13	23.546	23.917	24.863	23.869	1'36.195	256,7	15:36'28.383
14	23.553	23.922	24.726	23.855	1'36.056	259,7	15:38'04.439
15	23.404	23.802	24.720	23.752	1'35.678	257,9	15:39'40.117
16	23.450	23.951	24.756	23.801	1'35.958	255,5	15:41'16.075
17	23.414	23.892	24.673	23.918	1'35.897	257,9	15:42'51.972
18	23.307	23.882	25.298	24.127	1'36.614	255,5	15:44'28.586
19	23.409	23.967	24.851	24.073	1'36.300	258,5	15:46'04.886

Race Time 30'44.357

16° 24 L. TACCINI [1'35.814]

Lap	Seg.1	Seg.2	Seg.3	Seg.4	Lap Time	km/h	Local Time
1		25.251	25.288	24.040	1'46.620		15:17'07.149
2	24.617	24.273	25.037	23.966	1'37.893	260,3	15:18'45.042
3	23.750	24.080	24.877	23.851	1'36.558	259,7	15:20'21.600
4	23.975	24.480	24.933	23.929	1'37.317	251,3	15:21'58.917
5	23.644	24.070	25.082	24.138	1'36.934	254,9	15:23'35.851
6	23.129	24.270	24.915	24.195	1'36.509	257,9	15:25'12.360
7	23.817	24.212	25.069	24.282	1'37.380	257,3	15:26'49.740
8	24.319	24.034	24.866	24.066	1'37.285	251,9	15:28'27.025
9	23.770	23.880	24.862	23.724	1'36.236	252,5	15:30'03.261
10	23.725	23.998	24.892	23.711	1'36.326	254,3	15:31'39.587
11	23.868	23.818	24.772	23.875	1'36.333	256,1	15:33'15.920
12	23.922	23.837	24.755	23.868	1'36.382	254,9	15:34'52.302
13	23.552	24.061	24.727	23.809	1'36.149	258,5	15:36'28.451
14	23.712	23.899	24.794	23.809	1'36.214	257,9	15:38'04.665
15	23.623	23.866	24.753	23.681	1'35.923	257,3	15:39'40.588
16	23.609	24.134	24.778	24.047	1'36.568	254,3	15:41'17.156
17	23.599	23.845	24.646	23.724	1'35.814	257,9	15:42'52.970
18	23.523	23.974	24.578	24.092	1'36.167	258,5	15:44'29.137
19	23.893	23.771	24.973	24.201	1'36.838	262,2	15:46'05.975

Race Time 30'45.446

14° 56 P. SEBASTYEN [1'35.770]

Lap	Seg.1	Seg.2	Seg.3	Seg.4	Lap Time	km/h	Local Time
1		25.576	25.565	23.855	1'47.072		15:17'07.601
2	23.983	24.099	25.291	23.947	1'37.320	254,9	15:18'44.921
3	24.171	24.110	25.050	23.884	1'37.215	252,5	15:20'22.136
4	23.830	24.356	25.000	23.817	1'37.003	256,1	15:21'59.139
5	23.720	24.141	25.032	23.939	1'36.832	256,7	15:23'35.971
6	23.629	23.839	24.933	23.908	1'36.309	259,7	15:25'12.280
7	23.964	24.230	25.142	24.094	1'37.430	251,9	15:26'49.710
8	23.547	23.982	24.876	24.048	1'36.453	250,2	15:28'26.163
9	23.695	24.074	24.872	23.925	1'36.566	248,5	15:30'02.729
10	23.547	23.976	25.114	23.886	1'36.523	247,9	15:31'39.252
11	23.565	23.924	25.009	23.997	1'36.495	248,5	15:33'15.747
12	23.632	23.881	24.894	23.872	1'36.279	248,5	15:34'52.026
13	23.597	23.871	24.922	23.866	1'36.256	250,2	15:36'28.282
14	23.525	23.797	24.833	23.853	1'36.008	251,3	15:38'04.290
15	23.389	23.707	24.816	23.858	1'35.770	250,8	15:39'40.060
16	23.372	23.959	24.786	23.819	1'35.936	249,0	15:41'15.996
17	23.669	23.995	24.968	23.911	1'36.543	250,8	15:42'52.539
18	23.455	23.890	24.929	24.059	1'36.333	253,7	15:44'28.872
19	23.687	24.017	25.099	23.888	1'36.691	256,7	15:46'05.563

Race Time 30'45.034

17° 73 M. KOFLER [1'36.134]

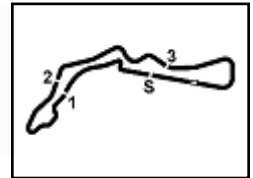
Lap	Seg.1	Seg.2	Seg.3	Seg.4	Lap Time	km/h	Local Time
1		24.193	25.371	24.054	1'44.488		15:17'05.017
2	24.043	24.088	24.969	23.860	1'36.960	253,1	15:18'41.977
3	24.167	24.029	24.883	23.923	1'37.002	249,0	15:20'18.979
4	23.969	24.004	24.973	23.830	1'36.776	253,7	15:21'55.755
5	23.531	23.923	24.882	23.853	1'36.189	254,9	15:23'31.944
6	23.580	23.831	24.835	23.891	1'36.137	253,1	15:25'08.081
7	23.704	23.883	24.959	23.883	1'36.429	253,1	15:26'44.510
8	23.479	24.014	24.985	23.953	1'36.431	253,7	15:28'20.941
9	23.469	23.960	25.154	24.038	1'36.621	251,9	15:29'57.562
10	23.658	24.027	24.883	23.857	1'36.425	247,3	15:31'33.987
11	23.437	23.844	24.881	23.972	1'36.134	253,7	15:33'10.121
12	23.479	23.953	24.973	23.868	1'36.273	252,5	15:34'46.394
13	23.566	23.981	25.051	23.991	1'36.589	252,5	15:36'22.983
14	23.561	23.972	25.079	23.987	1'36.599	250,8	15:37'59.582
15	23.676	24.053	25.156	24.053	1'36.938	250,2	15:39'36.520
16	24.077	24.145	25.251	24.007	1'37.480	249,6	15:41'14.000
17	23.546	24.286	25.311	24.161	1'37.304	250,8	15:42'51.304
18	23.706	24.129	25.246	24.099	1'37.180	250,2	15:44'28.484
19	23.836	24.121	25.140	24.401	1'37.498	249,6	15:46'05.982

Race Time 30'45.453

15° 69 T. BOOTH-AMOS [1'35.795]

Lap	Seg.1	Seg.2	Seg.3	Seg.4	Lap Time	km/h	Local Time
1		25.760	26.092	24.169	1'48.725		15:17'09.254
2	24.520	24.122	25.186	24.098	1'37.926	256,7	15:18'47.180
3	24.108	24.037	25.454	23.890	1'37.489	255,5	15:20'24.669
4	23.710	24.200	24.896	23.924	1'36.730	256,7	15:22'01.399
5	23.837	23.850	24.686	23.742	1'36.115	251,3	15:23'37.514

18° 10 U. ORRADRE [1'35.964]



Prosecco DOC Czech Round, 29-31 July 2022
Chronological Analysis Race 1

Autodrom Most 4.212 m

Start at 15:15'20.529

4 / 5

3	24.130	24.156	25.014	23.843	1'37.143	258,5	15:20'22.263
4	23.893	24.293	25.042	23.726	1'36.954	257,9	15:21'59.217
5	23.746	24.165	25.003	23.920	1'36.834	260,3	15:23'36.051
6	23.741	23.810	24.867	23.924	1'36.342	257,9	15:25'12.393
7	23.957	25.166	25.028	24.044	1'38.195	251,9	15:26'50.588
8	23.936	24.294	24.995	23.856	1'37.081	253,7	15:28'27.669
9	23.969	24.114	24.908	23.851	1'36.842	256,1	15:30'04.511
10	23.660	24.068	24.870	24.105	1'36.703	256,7	15:31'41.214
11	23.523	23.758	24.767	23.916	1'35.964	254,3	15:33'17.178
12	23.575	23.796	24.726	23.883	1'35.980	253,1	15:34'53.158
13	23.500	23.820	24.854	23.948	1'36.122	253,7	15:36'29.280
14	23.523	23.945	24.965	23.995	1'36.428	254,3	15:38'05.708
15	23.642	24.157	25.058	24.170	1'37.027	253,7	15:39'42.735
16	23.726	24.046	25.167	24.233	1'37.172	252,5	15:41'19.907
17	23.757	24.267	25.036	24.351	1'37.411	251,9	15:42'57.318
18	23.669	24.146	25.242	24.148	1'37.205	252,5	15:44'34.523
19	23.888	24.187	25.200	24.353	1'37.628	251,9	15:46'12.151

Race Time 30'51.622

19° **38 H. SOOMER [1'36.154]**

Lap	Seg.1	Seg.2	Seg.3	Seg.4	Lap Time	km/h	Local Time
1	24.730	24.730	25.675	23.944	1'48.112	257,3	15:17'08.641
2	24.608	24.214	25.193	23.946	1'37.961	257,3	15:18'46.602
3	23.730	23.999	25.036	23.922	1'36.687	252,5	15:20'23.289
4	23.708	23.871	24.923	23.652	1'36.154	251,3	15:21'59.443
5	23.898	23.873	25.113	23.812	1'36.696	257,3	15:23'36.139
6	24.041	23.843	25.015	23.792	1'36.691	259,7	15:25'12.830
7	24.025	24.034	24.972	23.946	1'36.977	254,3	15:26'49.807
8	24.505	24.398	24.936	23.775	1'37.614	253,7	15:28'27.421
9	23.790	23.947	25.311	23.952	1'37.000	253,1	15:30'04.421
10	23.932	24.063	24.843	23.903	1'36.741	250,2	15:31'41.162
11	23.881	23.835	24.838	23.676	1'36.230	247,3	15:33'17.392
12	23.743	23.765	25.201	23.920	1'36.629	251,9	15:34'54.021
13	24.350	24.080	25.045	24.111	1'37.586	250,2	15:36'31.607
14	23.721	23.710	25.114	24.042	1'36.587	248,5	15:38'08.194
15	23.832	23.927	25.180	24.020	1'36.959	249,0	15:39'45.153
16	23.698	23.994	25.065	24.053	1'36.810	247,3	15:41'21.963
17	23.760	23.986	25.245	24.083	1'37.074	247,9	15:42'59.037
18	23.675	24.109	25.208	24.141	1'37.133	247,9	15:44'36.170
19	23.960	24.067	25.147	24.065	1'37.239	245,7	15:46'13.409

Race Time 30'52.880

20° **25 M. BRENNER [1'36.438]**

Lap	Seg.1	Seg.2	Seg.3	Seg.4	Lap Time	km/h	Local Time
1		25.549	25.780	24.142	1'48.224		15:17'08.753
2	24.660	24.385	25.153	24.117	1'38.315	259,1	15:18'47.068
3	24.407	24.216	25.425	23.951	1'37.999	252,5	15:20'25.067
4	24.212	24.416	25.241	23.896	1'37.765	252,5	15:22'02.832
5	24.107	24.212	25.169	23.842	1'37.330	254,9	15:23'40.162
6	24.018	24.163	25.096	23.844	1'37.121	256,7	15:25'17.283
7	23.759	24.095	25.226	23.994	1'37.074	250,8	15:26'54.357
8	24.030	24.122	25.082	23.995	1'37.229	248,5	15:28'31.586
9	23.809	23.976	24.949	23.974	1'36.708	248,5	15:30'08.294
10	24.014	24.031	25.055	24.118	1'37.218	246,8	15:31'45.512
11	23.775	24.038	24.924	24.008	1'36.745	246,2	15:33'22.257
12	23.969	24.065	25.056	23.970	1'37.060	247,3	15:34'59.317
13	23.825	24.049	24.892	23.878	1'36.644	247,3	15:36'35.961
14	23.701	23.978	24.866	23.944	1'36.489	248,5	15:38'12.450
15	23.873	24.031	25.005	23.995	1'36.904	247,9	15:39'49.354
16	23.902	23.941	24.920	24.013	1'36.776	246,8	15:41'26.130
17	23.765	24.002	24.809	23.862	1'36.438	246,8	15:43'02.568
18	23.844	23.985	24.837	23.926	1'36.592	248,5	15:44'39.160
19	23.748	23.895	24.891	23.928	1'36.462	247,9	15:46'15.622

Race Time 30'55.093

21°		61 C. ONCU [1'35.795]						
Lap	Seg.1	Seg.2	Seg.3	Seg.4	Lap Time	km/h	Local Time	
1		24.157	24.608	23.850	1'43.174		15:17'03.703	
2	24.302	23.977	24.875	23.549	1'36.703	254,3	15:18'40.406	
3	23.896	23.842	24.713	23.759	1'36.210	253,7	15:20'16.616	
4	23.728	23.746	24.678	23.643	1'35.795	248,5	15:21'52.411	
5	23.593	23.667	24.682	35.456	1'47.398P	250,2	15:23'39.809	
6	38.122	24.292	25.004	23.958	1'51.376P		15:25'31.185	
7	23.659	23.931	25.008	23.898	1'36.496	249,0	15:27'07.681	
8	23.637	23.900	24.708	23.828	1'36.073	249,0	15:28'43.754	
9	23.654	23.921	24.802	23.835	1'36.212	247,9	15:30'19.966	
10	23.579	23.977	24.728	23.795	1'36.079	249,6	15:31'56.045	
11	23.532	23.797	24.843	23.802	1'35.974	249,6	15:33'32.019	
12	23.558	23.756	24.775	23.835	1'35.924	250,2	15:35'07.943	
13	23.580	23.850	24.797	23.835	1'36.062	253,7	15:36'44.005	
14	23.671	23.755	24.894	23.780	1'36.100	250,2	15:38'20.105	
15	23.618	23.867	24.944	24.020	1'36.449	251,9	15:39'56.554	
16	23.455	23.795	24.748	23.855	1'35.853	256,1	15:41'32.407	
17	23.700	24.098	24.805	23.838	1'36.441	249,6	15:43'08.848	
18	23.803	23.887	25.028	24.018	1'36.736	252,5	15:44'45.584	
19	23.516	23.880	24.896	23.821	1'36.113	249,0	15:46'21.697	

Race Time 31'01.168

22° **17 K. SMITH [1'36.762]**

Lap	Seg.1	Seg.2	Seg.3	Seg.4	Lap Time	km/h	Local Time
1		25.450	25.511	24.371	1'47.971		15:17'08.500
2	24.509	24.457	25.331	24.292	1'38.589	254,9	15:18'47.089
3	24.007	24.103	25.467	24.097	1'37.674	252,5	15:20'24.763
4	24.103	24.418	24.999	23.892	1'37.412	257,3	15:22'02.175
5	23.725	24.310	24.941	23.858	1'36.834	248,5	15:23'39.009
6	23.833	24.698	25.163	24.086	1'37.780	247,9	15:25'16.789
7	23.693	24.213	25.550	24.177	1'37.633	247,3	15:26'54.422
8	24.175	24.092	25.125	23.949	1'37.341	247,9	15:28'31.763
9	24.545	24.340	24.977	23.966	1'37.828	249,6	15:30'09.591
10	23.976	24.182	25.284	24.010	1'37.452	247,3	15:31'47.043
11	24.004	25.250	25.558	24.191	1'39.003	246,2	15:33'26.046
12	23.876	24.242	24.971	24.007	1'37.096	245,7	15:35'03.142
13	23.874	24.197	25.040	24.035	1'37.146	246,2	15:36'40.288
14	23.730	24.077	24.977	23.978	1'36.762	246,2	15:38'17.050
15	23.839	24.168	25.044	24.014	1'37.065	245,7	15:39'54.115
16	23.866	24.298	25.006	24.089	1'37.259	246,2	15:41'31.374
17	23.875	24.222	25.046	24.223	1'37.366	245,1	15:43'08.740
18	24.215	24.291	25.363	24.215	1'38.084	244,6	15:44'46.824
19	23.854	24.339	25.381	24.279	1'37.853	246,2	15:46'24.677

Race Time 31'04.148

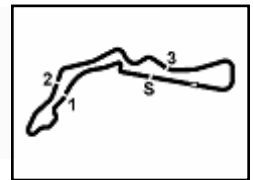
23° **22 F. FULIGNI [1'36.916]**

Lap	Seg.1	Seg.2	Seg.3	Seg.4	Lap Time	km/h	Local Time
1		25.569	25.821	24.458	1'47.838		15:17'08.367
2	24.386	24.374	25.444	24.299	1'38.503	251,9	15:18'46.870
3	24.041	24.200	25.882	24.383	1'38.506	254,3	15:20'25.376
4	24.133	24.355	25.342	24.061	1'37.891	251,3	15:22'03.267
5	23.920	24.206	25.263	24.140	1'37.529	249,6	15:23'40.796
6	24.375	24.295	25.341	24.191	1'38.202	250,8	15:25'18.998
7	23.927	23.981	25.493	24.169	1'37.570	250,8	15:26'56.568
8	23.993	24.292	25.421	24.122	1'37.828	254,9	15:28'34.396
9	24.174	24.154	25.359	24.125	1'37.812	252,5	15:30'12.208
10	23.949	24.582	25.748	24.193	1'38.472	247,3	15:31'50.680
11	23.725	23.988	25.117	24.086	1'36.916	248,5	15:33'27.596
12	23.770	24.044	25.093	24.060	1'36.967	247,3	15:35'04.563
13	23.811	23.987	25.182	24.057	1'37.037	250,2	15:36'41.600
14	23.814	24.206	25.425	24.037	1'37.482	251,9	15:38'19.082
15	23.741	24.019	25.385	24.247	1'37.392	249,6	15:39'56.474
16	24.119	24.137	25.298	24.192	1'37.746	250,8	15:41'34.220
17	23.858	24.253	25.607	24.288	1'38.006	251,3	15:43'12.226

30/07/2022 P = Pits In/Out - C = Lap Time Cancelled

These data/results cannot be reproduced, stored and/or transmitted in whole or in part by any manner of electronic, mechanical, photocopying, recording, broadcasting or otherwise now known or herein after developed without the previous express consent by the copyright owner, except for reproduction in daily press and regular printed publications on sale to the public within 60 days of the event related to those data/results and always provided that copyright symbol appears together as follows below.

© DORNA WSBK ORGANIZATION Srl 2022



Autodrom Most 4.212 m

Prosecco DOC Czech Round, 29-31 July 2022
Chronological Analysis Race 1

Start at 15:15'20.529

5 / 5

18	24.056	24.144	25.586	24.233	1'38.019	245,7	15:44'50.245
19	23.714	24.158	25.201	24.217	1'37.290	247,9	15:46'27.535

Race Time 31'07.006

15	24.947	24.908	25.617	24.591	1'40.063	240,8	15:40'38.024
16	24.604	24.934	25.738	24.841	1'40.117	241,3	15:42'18.141
17	24.955	25.220	25.763	25.005	1'40.943	241,9	15:43'59.084
18	24.814	24.995	26.312	25.874	1'41.995	240,8	15:45'41.079
19	25.376	25.402	26.186	25.712	1'42.676	236,6	15:47'23.755

Race Time 32'03.226

24° 21 B. CURRIE [1'37.210]

Lap	Seg1	Seg2	Seg3	Seg4	Lap Time	km/h	Local Time
1		25.658	26.242	24.226	1'48.671		15:17'09.200
2	24.416	24.528	25.348	23.992	1'38.284	256,1	15:18'47.484
3	24.534	24.428	25.184	24.091	1'38.237	257,3	15:20'25.721
4	24.100	24.294	25.366	23.943	1'37.703	253,7	15:22'03.424
5	24.072	24.117	25.221	23.977	1'37.387	255,5	15:23'40.811
6	24.184	24.163	25.266	24.033	1'37.646	252,5	15:25'18.457
7	24.036	24.156	25.520	24.179	1'37.891		15:26'56.348
8	23.866	24.139	25.227	24.074	1'37.306	255,5	15:28'33.654
9	23.965	24.154	25.264	24.093	1'37.476	250,2	15:30'11.130
10	23.799	24.093	25.278	24.228	1'37.398	249,6	15:31'48.528
11	23.727	24.256	25.599	24.180	1'37.762	249,6	15:33'26.290
12	24.076	24.226	25.356	24.136	1'37.794	250,8	15:35'04.084
13	23.756	24.181	25.226	24.053	1'37.216	249,6	15:36'41.300
14	23.861	24.152	25.181	24.016	1'37.210	249,0	15:38'18.510
15	23.984	24.184	25.345	24.194	1'37.707	249,0	15:39'56.217
16	24.222	24.104	25.282	24.126	1'37.734	247,3	15:41'33.951
17	23.965	24.273	25.493	24.547	1'38.278	249,6	15:43'12.229
18	23.904	24.248	25.993	24.089	1'38.234	250,2	15:44'50.463
19	23.899	24.175	25.183	24.234	1'37.491	250,8	15:46'27.954

Race Time 31'07.425

RET 55 Y. MONTELLA

Lap	Seg1	Seg2	Seg3	Seg4	Lap Time	km/h	Local Time
1		32.554	30.934	44.874	3'30.621P		15:18'51.150

Race Time 3'30.621

RET 3 R. DE ROSA

Lap	Seg1	Seg2	Seg3	Seg4	Lap Time	km/h	Local Time
1		46.373	32.681	29.614	3'45.810		15:19'06.339

Race Time 3'45.810

25° 6 J. BUIS [1'37.404]

Lap	Seg1	Seg2	Seg3	Seg4	Lap Time	km/h	Local Time
1		25.600	25.433	24.158	1'47.883		15:17'08.412
2	24.049	24.273	25.663	24.139	1'38.124	256,7	15:18'46.536
3	24.064	24.166	25.665	24.124	1'38.019	247,9	15:20'24.555
4	24.149	24.732	25.252	23.953	1'38.086	251,3	15:22'02.641
5	23.911	24.369	25.179	23.945	1'37.404	251,3	15:23'40.045
6	24.369	24.170	25.257	24.233	1'38.029	250,2	15:25'18.074
7	24.089	24.337	25.526	24.230	1'38.182	251,9	15:26'56.256
8	24.157	24.247	25.375	24.097	1'37.876	251,3	15:28'34.132
9	24.179	24.268	25.729	24.254	1'38.430	251,9	15:30'12.562
10	23.515	24.524	25.787	24.423	1'38.249	250,2	15:31'50.811
11	24.176	24.308	25.640	24.455	1'38.579	250,8	15:33'29.390
12	24.063	24.264	25.566	24.592	1'38.485	249,6	15:35'07.875
13	24.134	24.462	25.664	24.492	1'38.752	249,0	15:36'46.627
14	24.526	24.638	25.928	24.420	1'39.512	250,2	15:38'26.139
15	24.502	24.463	26.175	24.531	1'39.671	248,5	15:40'05.810
16	24.455	24.514	25.883	24.683	1'39.535	246,8	15:41'45.345
17	24.488	24.497	25.949	24.883	1'39.817	247,3	15:43'25.162
18	24.200	24.689	25.836	24.783	1'39.508	247,3	15:45'04.670
19	24.481	24.762	25.937	24.584	1'39.764	246,2	15:46'44.434

Race Time 31'23.905

26° 89 P. HOMOLA [1'40.063]

Lap	Seg1	Seg2	Seg3	Seg4	Lap Time	km/h	Local Time
1		26.191	25.760	24.850	1'49.983		15:17'10.512
2	24.988	25.102	25.816	24.826	1'40.732	246,2	15:18'51.244
3	25.036	25.243	25.923	24.772	1'40.974	243,5	15:20'32.218
4	24.720	25.114	25.612	25.026	1'40.472	242,9	15:22'12.690
5	24.706	24.868	25.813	24.906	1'40.293	242,9	15:23'52.983
6	24.788	25.236	25.811	24.641	1'40.476	242,9	15:25'33.459
7	24.896	24.884	25.683	24.883	1'40.346	242,4	15:27'13.805
8	25.071	25.196	25.867	24.796	1'40.930	241,9	15:28'54.735
9	24.846	25.128	25.672	24.912	1'40.558	241,3	15:30'35.293
10	24.784	25.122	25.686	24.812	1'40.404	241,3	15:32'15.697
11	25.228	25.087	25.587	24.677	1'40.579	240,8	15:33'56.276
12	25.082	24.933	25.540	24.928	1'40.483	241,9	15:35'36.759
13	24.892	25.097	25.824	24.882	1'40.695	241,3	15:37'17.454
14	25.026	24.896	25.797	24.788	1'40.507	240,8	15:38'57.961

30/07/2022 P = Pits In/Out - C = Lap Time Cancelled

These data/results cannot be reproduced, stored and/or transmitted in whole or in part by any manner of electronic, mechanical, photocopying, recording, broadcasting or otherwise now known or herein after developed without the previous express consent by the copyright owner, except for reproduction in daily press and regular printed publications on sale to the public within 60 days of the event related to those data/results and always provided that copyright symbol appears together as follows below.

© DORNA WSBK ORGANIZATION Srl 2022

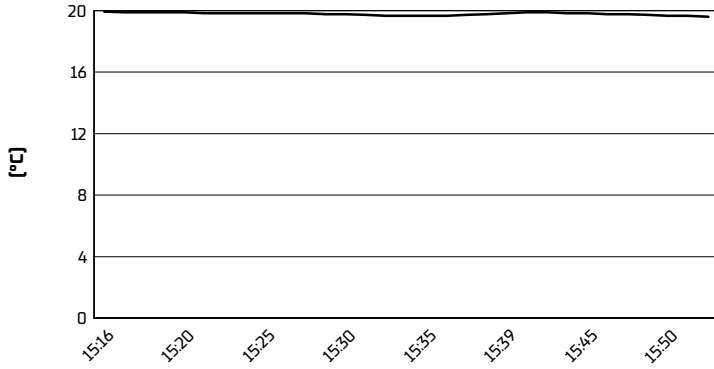


Prosecco DOC Czech Round, 29-31 July 2022

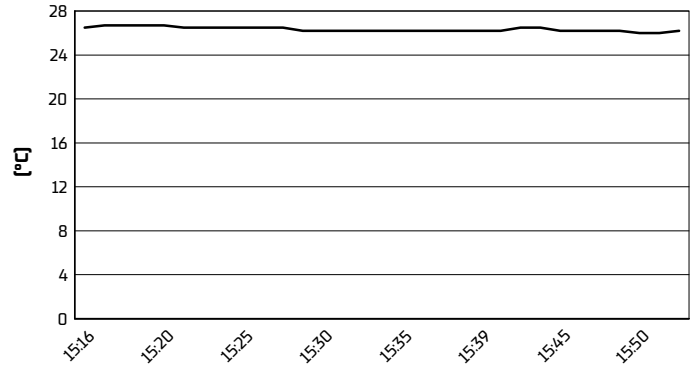
Weather Report Race 1

Session started 15:16 - Session ended 15:53

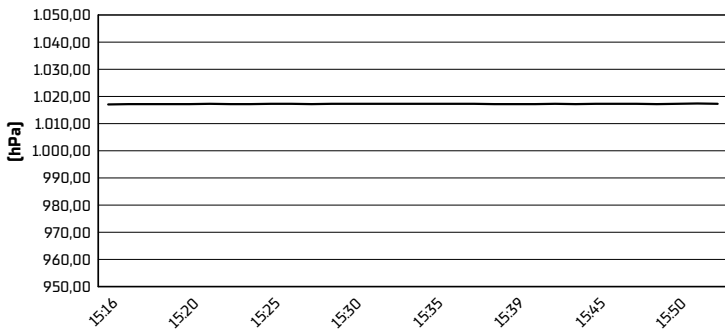
Air Temperature



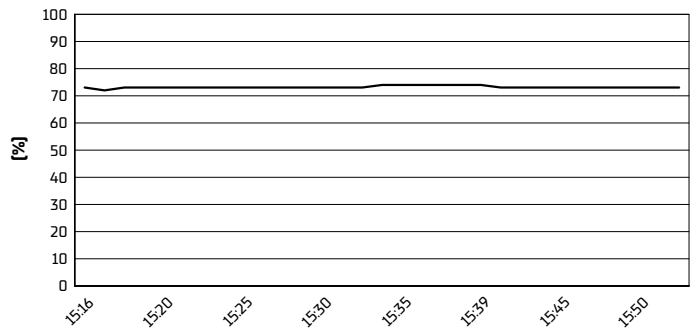
Track Temperature



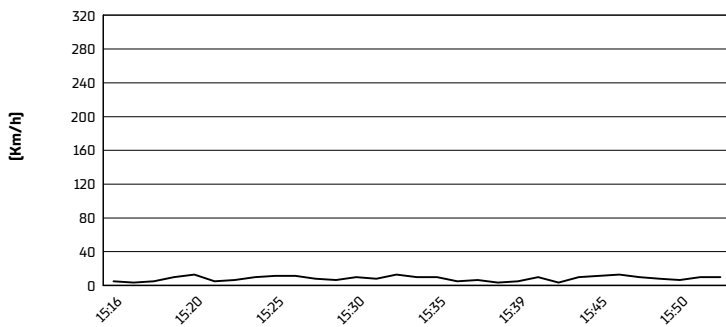
Air Pressure



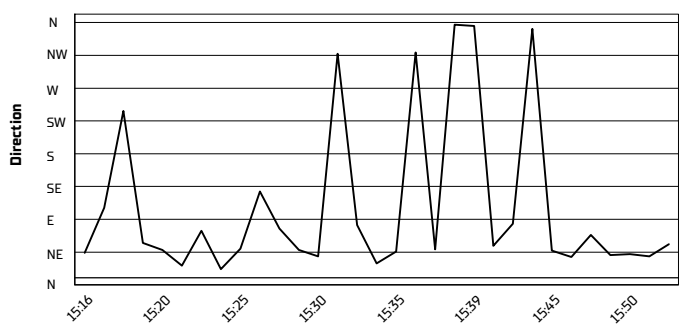
Humidity



Wind Speed



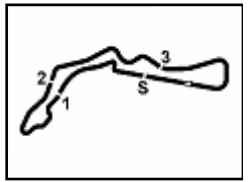
Wind Direction



30/07/2022

These data/results cannot be reproduced, stored and/or transmitted in whole or in part by any manner of electronic, mechanical, photocopying, recording, broadcasting or otherwise now known or herein after developed without the previous express consent by the copyright owner, except for reproduction in daily press and regular printed publications on sale to the public within 60 days of the event related to those data/results and always provided that copyright symbol appears together as follows below.

© DORNA WSBK ORGANIZATION Srl 2022



Prosecco DOC Czech Round, 29–31 July 2022
Manufacturers Standings

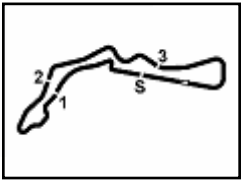
Autodrom Most 4.212 m

	Points	Points From First	Points From Previous	April 10		April 24		May 22		June 12		July 17		July 31		September 11	September 25	October 9	October 23	November 13	November 20			
				ARAGON	ASSEN	ESTORIL	MISANO	DONINGTON	MOST	MAGNY-COURS	BARCELONA	PORTIMAO	VILLICUM	MANDALIKA	PHILLIP ISLAND									
1	YAMAHA	275		25	25	25	25	25	25	25	25	25	25	25										
				1	1	1	1	1	1	1	1	1	1	1										
2	DUCATI	153	122	11	16	16	13	16	10	16	16	16	16	7										
				3	2	2	2	2	2	2	2	2	2	2										
3	KAWASAKI	126	149	27	16	9	5	16	13	13	13	11	13	9	8									
				2	3	4	3	3	3	3	3	3	3	3										
4	TRIUMPH	106	169	20	9	8	9	11	4	11	13	10	11	20										
				5	5	5	5	5	5	4	4	4	4	4										
5	MV AGUSTA	77	198	29	10	11	10	9	2	8	8	4	5	10										
				4	4	3	4	4	4	5	5	5	5	5										

30/07/2022 First Line: Championship Standings - Second Line: Ranking Progression

These data/results cannot be reproduced, stored and/or transmitted in whole or in part by any manner of electronic, mechanical, photocopying, recording, broadcasting or otherwise now known or herein after developed without the previous express consent by the copyright owner, except for reproduction in daily press and regular printed publications on sale to the public within 60 days of the event related to those data/results and always provided that copyright symbol appears together as follows below.

© DORNA WSBK ORGANIZATION Srl 2022


Prosecco DOC Czech Round, 29-31 July 2022
Best Lap & Speed

No.	Rider Bike	Nat	Best Lap		FP1		FP2		SP		RC1	
			LL	SPD	LL	SPD	LL	SPD	LL	SPD	LL	SPD
1	7 L. BALDASSARRI Yamaha YZF R6	ITA	1'34.952 64 259,1		1'35.290 19 259,1		1'35.168 17 256,0		1'34.952 9 256,6		1'35.112 19 251,3	
2	77 D. AEGERTER Yamaha YZF R6	SUI	1'34.952 48 257,8		1'35.216 19 257,2		1'34.952 20 257,8		1'35.251 9 252,5			
3	11 N. BULEGA Ducati Panigale V2	ITA	1'35.032 69 258,4		1'35.686 18 257,8		1'35.032 21 258,4		1'35.134 11 251,9		1'35.359 19 257,8	
4	64 F. CARICASULO Ducati Panigale V2	ITA	1'35.090 52 259,7		1'35.707 21 259,7		1'35.090 21 258,4		1'35.110 10 253,6			
5	62 S. MANZI Triumph Street Triple RS	ITA	1'35.152 62 260,3		1'36.015 20 259,1		1'35.462 21 257,8		1'36.498 2 251,9		1'35.152 19 260,3	
6	44 S. ODENDAAL Yamaha YZF R6	RSA	1'35.213 71 257,8		1'36.234 20 256,0		1'35.924 20 256,6		1'36.315 12 250,7		1'35.213 19 257,8	
7	54 B. SOFUOGLU MV Agusta F3 800 RR	TUR	1'35.263 77 261,5		1'36.694 22 261,5		1'36.180 25 261,5		1'35.982 11 260,3		1'35.263 19 259,1	
8	66 N. TUULI MV Agusta F3 800 RR	FIN	1'35.271 56 259,1		1'36.544 16 255,4		1'35.861 16 254,8		1'36.211 5 251,3		1'35.271 19 259,1	
9	94 A. VERDOIA Yamaha YZF R6	FRA	1'35.292 54 258,4		1'35.621 21 258,4		1'36.046 22 257,2		1'35.292 11 253,6			
10	28 G. VAN STRAALEN Yamaha YZF R6	NED	1'35.295 70 255,4		1'35.997 20 254,8		1'35.716 21 253,6		1'35.295 10 252,5		1'35.369 19 255,4	
11	53 V. DEBISE Yamaha YZF R6	FRA	1'35.391 73 257,8		1'35.667 20 257,8		1'35.391 22 256,0		1'35.612 12 251,9		1'35.462 19 257,2	
12	55 Y. MONTELLA Kawasaki ZX-6R	ITA	1'35.416 47 257,8		1'36.565 17 257,8		1'36.011 20 256,0		1'35.416 10 253,6			
13	99 A. HUERTAS Kawasaki ZX-6R	ESP	1'35.425 61 257,8		1'36.174 17 255,4		1'36.402 14 253,6		1'35.425 11 253,0		1'35.803 19 257,8	
14	61 C. ONCU Kawasaki ZX-6R	TUR	1'35.431 70 260,3		1'36.198 19 260,3		1'35.431 22 256,6		1'35.685 10 253,6		1'35.795 19 256,0	
15	3 R. DE ROSA Ducati Panigale V2	ITA	1'35.487 44 257,2		1'35.799 18 257,2		1'35.560 17 254,8		1'35.487 9 254,2			
16	23 I. VINALES Ducati Panigale V2	ESP	1'35.647 65 256,6		1'37.038 17 253,6		1'36.563 18 252,5		1'36.071 11 254,8		1'35.647 19 256,6	
17	50 D. VOSTATEK Yamaha YZF R6	CZE	1'35.662 76 260,3		1'36.243 23 260,3		1'36.246 21 256,0		1'35.662 13 254,2		1'35.876 19 259,1	
18	32 D. BAYLISS Ducati Panigale V2	AUS	1'35.678 75 259,7		1'37.380 23 257,2		1'36.278 21 257,2		1'36.594 12 254,8		1'35.678 19 259,7	
19	56 P. SEBESTYEN Yamaha YZF R6	HUN	1'35.770 63 259,7		1'36.746 18 259,1		1'36.079 18 256,0		1'36.090 8 253,6		1'35.770 19 259,7	
20	69 T. BOOTH-AMOS Kawasaki ZX-6R	GBR	1'35.795 66 259,7		1'36.649 18 259,1		1'36.223 20 256,6		1'36.344 9 252,5		1'35.795 19 259,7	
21	24 L. TACCINI Yamaha YZF R6	ITA	1'35.814 72 262,2		1'37.129 20 256,0		1'36.675 21 258,4		1'36.757 12 258,4		1'35.814 19 262,2	
22	10 U. ORRADRE Yamaha YZF R6	ESP	1'35.964 58 260,3		1'36.657 17 257,8		1'36.410 11 258,4		1'36.334 11 251,3		1'35.964 19 260,3	
23	52 P. HOBELSBERGER Yamaha YZF R6	GER	1'35.979 55 257,2		1'37.659 9 252,5		1'36.070 17 257,2		1'37.063 10 252,5		1'35.979 19 256,6	
24	73 M. KOFLER Ducati Panigale V2	AUT	1'36.134 63 256,6		1'38.297 17 256,6		1'36.747 17 256,0		1'36.525 10 255,4		1'36.134 19 254,8	
25	38 H. SOOMER Triumph Street Triple RS	EST	1'36.154 70 259,7		1'36.363 18 253,6		1'36.258 21 257,8		1'36.174 12 253,0		1'36.154 19 259,7	

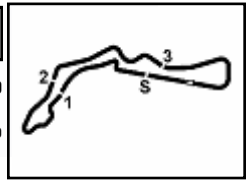
30/07/2022

These data/results cannot be reproduced, stored and/or transmitted in whole or in part by any manner of electronic, mechanical, photocopying, recording, broadcasting or otherwise now known or herein after developed without the previous express consent by the copyright owner, except for reproduction in daily press and regular printed publications on sale to the public within 60 days of the event related to those data/results and always provided that copyright symbol appears together as follows below.

© DORNA WSBK ORGANIZATION Srl 2022

FICR PERUGIA TIMING




Prosecco DOC Czech Round, 29–31 July 2022
Best Lap & Speed

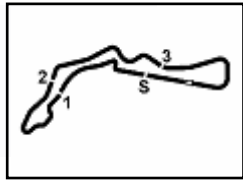
2 / 2

No.	Rider	Nat	Best Lap		FP1		FP2		SP		RC1						
			LL	SPD	LL	SPD	LL	SPD	LL	SPD	LL	SPD					
26	25 M. BRENNER Yamaha YZF R6	SUI	1'36.307 66	259,1	1'36.307 18	251,3	1'36.468 19	256,6	1'37.454 10	252,5	1'36.438 19	259,1					
27	17 K. SMITH Yamaha YZF R6	GBR	1'36.699 69	257,2	1'37.166 21	253,6	1'37.361 18	250,1	1'36.699 11	250,7	1'36.762 19	257,2					
28	22 F. FULIGNI Ducati Panigale V2	ITA	1'36.916 72	254,8	1'38.246 20	253,6	1'37.706 21	252,5	1'37.002 12	253,6	1'36.916 19	254,8					
29	21 B. CURRIE Kawasaki ZX-6R	AUS	1'37.210 51	257,2	1'40.178 3	250,7	1'38.307 18	253,0	1'38.390 11	252,5	1'37.210 19	257,2					
30	6 J. BUIS Kawasaki ZX-6R	NED	1'37.400 60	256,6	1'38.610 17	256,6	1'37.791 13	254,2	1'37.400 11	252,5	1'37.404 19	256,6					
31	89 P. HOMOLA Yamaha YZF R6	CZE	1'39.523 68	249,6	1'40.171 17	249,6	1'39.523 21	249,6	1'39.618 11	247,3	1'40.063 19	246,2					

30/07/2022

These data/results cannot be reproduced, stored and/or transmitted in whole or in part by any manner of electronic, mechanical, photocopying, recording, broadcasting or otherwise now known or herein after developed without the previous express consent by the copyright owner, except for reproduction in daily press and regular printed publications on sale to the public within 60 days of the event related to those data/results and always provided that copyright symbol appears together as follows below.

© DORNA WSBK ORGANIZATION Srl 2022



Autodrom Most 4.212 m

Prosecco DOC Czech Round, 29–31 July 2022
Pirelli Best Lap Award

	Points	Points From First	Points From Previous	April 10 ARAGON	April 24 ASSEN	May 22 ESTORIL	June 12 MISANO	July 17 DONINGTON	July 31 MOST	September 11 MAGNY-COURS	September 25 BARCELONA	October 9 PORTIMAO	October 23 VILLICUM	November 13 MANDALIKA	November 20 PHILIPP ISLAND			
1 AEGERTER Dominique [SUI]	7			1	1	1	1	1										
2 BALDASSARRI Lorenzo [ITA]	2	5						1	1									
3 BULEGA Nicolo [ITA]	2	5	0				1	1										

30/07/2022

First Line: Championship Standings - Second Line: Ranking Progression

These data/results cannot be reproduced, stored and/or transmitted in whole or in part by any manner of electronic, mechanical, photocopying, recording, broadcasting or otherwise now known or herein after developed without the previous express consent by the copyright owner, except for reproduction in daily press and regular printed publications on sale to the public within 60 days of the event related to those data/results and always provided that copyright symbol appears together as follows below.

© DORNA WSBK ORGANIZATION Srl 2022