

Jerez 4.423 m

Prometeon Spanish Round, 18-20 October 2024

Results Tissot Superpole Race

Laps 10 = 44,230 Km - Time of Race 16'34.501 - Avg. 160,108 km/h

1 / 2

Pos	Grid	No. Rider	Nat	Team	Bike	Class	LL	Gap	Rel.	Fastest Lap	Speed	Qualifying	Speed
1	1	11 N. BULEGA	ITA	Aruba.it Racing - Ducati	Ducati Panigale V4R		10			1'38.528	282,5	1'37.596	279,6
2	2	54 T. RAZGATLIOGLU	TUR	ROKIT BMW Motorrad WorldSBK Team	BMW M1000 RR		10	2.375	2.375	1'38.890	281,0	1'38.202	280,3
3	3	22 A. LOWES	GBR	Kawasaki Racing Team WorldSBK	Kawasaki ZX-10RR		10	4.182	1.807	1'39.034	280,3	1'38.302	279,6
4	4	9 D. PETRUCCI	ITA	Barni Spark Racing Team	Ducati Panigale V4R	IND	10	5.511	1.329	1'39.148	282,5	1'38.354	278,9
5	6	55 A. LOCATELLI	ITA	Pata Prometeon Yamaha	Yamaha YZF R1		10	6.202	0.691	1'39.288	278,9	1'38.665	275,4
6	8	60 M. VAN DER MARK	NED	ROKIT BMW Motorrad WorldSBK Team	BMW M1000 RR		10	6.540	0.338	1'39.143	285,4	1'38.680	278,9
7	11	29 A. IANNONE	ITA	Team GoEleven	Ducati Panigale V4R	IND	10	7.306	0.766	1'39.097	286,9	1'38.822	282,5
8 P	10	31 G. GERLOFF	USA	Bonovo Action BMW	BMW M1000 RR		10	7.500	0.194	1'39.085	285,4	1'38.774	281,0
9	15	1 A. BAUTISTA	ESP	Aruba.it Racing - Ducati	Ducati Panigale V4R		10	8.306	0.806	1'39.069	289,1	1'38.938	283,2
10	13	77 D. AEGERTER	SUI	GYTR GRT Yamaha WorldSBK Team	Yamaha YZF R1		10	8.697	0.391	1'39.379	283,2	1'38.868	273,3
11	16	65 J. REA	GBR	Pata Prometeon Yamaha	Yamaha YZF R1		10	9.702	1.005	1'39.152	281,7	1'38.953	274,7
12	12	45 S. REDDING	GBR	Bonovo Action BMW	BMW M1000 RR		10	11.312	1.610	1'39.484	281,7	1'38.858	280,3
13	9	21 M. RINALDI	ITA	Team Motocorsa Racing	Ducati Panigale V4R	IND	10	12.862	1.550	1'39.629	284,7	1'38.750	276,1
14	14	47 A. BASSANI	ITA	Kawasaki Racing Team WorldSBK	Kawasaki ZX-10RR		10	14.283	1.421	1'39.748	282,5	1'38.917	277,5
15	18	53 T. RABAT	ESP	Kawasaki Puccetti Racing	Kawasaki ZX-10RR	IND	10	14.848	0.565	1'39.824	282,5	1'39.248	276,8
16	19	28 B. RAY	GBR	Yamaha Motoxacing WorldSBK Team	Yamaha YZF R1	IND	10	15.271	0.423	1'40.030	276,8	1'39.273	273,3
17	17	14 S. LOWES	GBR	ELF Marc VDS Racing Team	Ducati Panigale V4R	IND	10	15.946	0.675	1'39.995	280,3	1'39.019	275,4
18	21	52 A. DELBIANCO	ITA	GYTR GRT Yamaha WorldSBK Team	Yamaha YZF R1		10	23.467	7.521	1'40.659	279,6	1'39.945	274,7
19	20	49 T. NAGASHIMA	JPN	Team HRC	Honda CBR1000 RR-R	IND	10	23.753	0.286	1'40.798	279,6	1'39.792	278,2
20	24	46 T. BRIDEWELL	GBR	Honda Racing UK	Honda CBR1000 RR-R	IND	10	24.883	1.130	1'40.859	274,7	1'40.643	272,7
21	23	95 T. MACKENZIE	GBR	PETRONAS MIE Racing Honda	Honda CBR1000 RR-R	IND	10	24.917	0.034	1'40.781	279,6	1'40.488	274,0
22	22	5 P. OETTL	GER	GMT94 Yamaha	Yamaha YZF R1	IND	10	25.772	0.855	1'40.964	276,1	1'40.154	270,7
23	25	75 I. LOPES	POR	PETRONAS MIE Racing Honda	Honda CBR1000 RR-R	IND	10	27.208	1.436	1'40.993	275,4	1'41.164	266,1
24	26	91 L. BERNARDI	SMR	Yamaha Motoxacing WorldSBK Team	Yamaha YZF R1	IND	10	29.780	2.572	1'41.221	270,0	1'41.230	266,7
-----Not Classified-----													
RET	5	7 I. LECUONA	ESP	Team HRC	Honda CBR1000 RR-R		1	9 Laps			282,5	1'38.591	271,3
RET	7	97 X. VIERGE	ESP	Team HRC	Honda CBR1000 RR-R		1	9 Laps			284,7	1'38.677	279,6

AIR	Humidity:	76%	Temp:	21°C
TRACK	Condition:	Dry	Temp:	18°C

Records	Pole (SP)	2024	N.Bulega	1'37.596	163,150 Km/h
	Race (SPRC)	2019	A.Bautista	1'39.004	160,830 Km/h
	All Times (SP)	2024	N.Bulega	1'37.596	163,150 Km/h
	Race Fastest Lap	(New Record)	Lap 6	N.Bulega	1'38.528

LAP LEADERS					
No. Rider	From	To	Laps	Total	
11 N. BULEGA	1	1	1		
54 T. RAZGATLIOGLU	2	5	4	4	
11 N. BULEGA	6	10	5	6	

TOTAL LEADER LAPS			
No. Rider	Laps		
54 T. RAZGATLIOGLU	234	55 A. LOCATELLI	8
11 N. BULEGA	125	14 S. LOWES	5
1 A. BAUTISTA	62	87 R. GARDNER	5
9 D. PETRUCCI	58	31 G. GERLOFF	4
29 A. IANNONE	28		
22 A. LOWES	21		
24 N. SPINELLI	14		
60 M. VAN DER MARK	13		

Start 11:00 End 11:18 The results are provisional until the end of the time limit for protests and appeals and the completion of the technical checks.

20/10/2024

These data/results cannot be reproduced, stored and/or transmitted in whole or in part by any manner of electronic, mechanical, photocopying, recording, broadcasting or otherwise now known or herein after developed without the previous express consent by the copyright owner, except for reproduction in daily press and regular printed publications on sale to the public within 60 days of the event related to those data/results and always provided that copyright symbol appears together as follows below.

© DORNA WSBK ORGANIZATION Srl 2024



Prometeon Spanish Round, 18-20 October 2024
Results Tissot Superpole Race

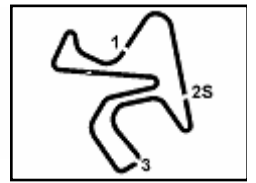
Race Highlights

Time	No. Rider	Description
09.45.00		Official Ambient Air Temperature 16.1°C - Humidity 91% - Atmospheric Pressure 1024.0mbar - Fuel flow limit 48.9kg/h
10.45.00		Sighting Lap Started
10.57.49		Warm Up Lap Started
11.00.24		Start of Session
11.01.47		No Jump Starts
11.03.00	7 I. LECUONA	#7 Crashed - Turn 6
11.03.01	97 X. VIERGE	#97 Crashed - Turn 6
11.04.04	7 I. LECUONA	#7 Not Actively Competing
11.04.04	97 X. VIERGE	#97 Not Actively Competing
11.04.24		Incident in turn 6 - To be reviewed after the race
11.06.41	7 I. LECUONA	#7 Medical Centre
11.17.47		Podium Confirmed
11.18.44		End of Session
11.21.19	31 G. GERLOFF	#31 Penalized to Drop 1 Position - Exceeded Track Limits on Final Lap - Turn 13
11.22.34		Results Confirmed

Start End The results are provisional until the end of the time limit for protests and appeals
20/10/2024 11:00 11:18 and the completion of the technical checks.

These data/results cannot be reproduced, stored and/or transmitted in whole or in part by any manner of electronic, mechanical, photocopying, recording, broadcasting or otherwise now known or herein after developed without the previous express consent by the copyright owner, except for reproduction in daily press and regular printed publications on sale to the public within 60 days of the event related to those data/results and always provided that copyright symbol appears together as follows below.

© DORNA WSBK ORGANIZATION Srl 2024



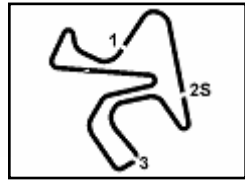
Prometeon Spanish Round, 18-20 October 2024 Riders Standings

Rider	Points	Points From First	Points From Previous	February 25	March 24	April 21	June 16	July 14	July 21	August 11	September 8	September 22	September 29	October 13	October 20
				PHILLIP ISLAND	BARCELONA	ASSEN	MISANO	DONINGTON PARK	MOST	PORTIMAO	MAGNY-COURS	CREMONA CIRCUIT	ARAGON	ESTORIL	JEREZ
1 RAZGATLIOGLU Toprak (TUR)	502			11 7	25 16 12	20 25	25 25 12	25 25 12	25 25 12	25 25 12			20 20 9	25 25 9	20 9
2 BULEGA Nicolo (ITA)	464	38		25 11 5	20 20 6	5 8 9	20 20 9	13 20 9	10 20 9	9 20 5	25 12	20 16 6	16 7	20 20 12	25 12
3 BAUTISTA Alvaro (ESP)	357	145	107	1 20 6	16 25 7	16 20 12	16 16 4	16 11 4	13	20 4	20	16 20 4	13 25 12	16 7	1
4 LOWES Alex (GBR)	305	197	52	13 25 5	10 10 5	11 7	11 13 7	20 16 5	7	11 16 7	13 9	11 9	9	13 4 4	13 7
5 PETRUCCI Danilo (ITA)	297	205	8	8 16	9 11 3		7 10 1	9 10 1	20 6	16 11 9	16 20 7	25 25 12	11 10 4	9 5	6
6 VAN DER MARK Michael (NED)	229	273	68	9 7	7 13 4	9 7 2	8	7 4	7 11 1	10 9 6	25 11 2	9 9	7 9 2	9 11	10 4
7 LOCATELLI Andrea (ITA)	224	278	5	20 9	11 3 2	4 11 4	13 11 6	10 9 3	9 16 4	5 5	8 7	4 7 3	6 7	16 6	5
8 IANNONE Andrea (ITA)	218	284	6	16 13	13 9	13	9 5 5	5	16 8 3	13 1	11 4	8 13 7	25 13 6	7 8 1	4 3
9 GERLOFF Garrett (USA)	167	335	51	7 8	4 6	4	4	2 3	8 4	13 8	4 16 4	8 13 1	16 11 5	10	6 2
10 GARDNER Remy (AUS)	140	362	27	4 4	1 9 1	13 16 6	10 8	6 5	11 13 5	6 4	10 1	6	1		
11 LECUONA Iker (ESP)	134	368	6		3		6 7 3	3 2	6	4 3	10 6 3	13 10 5	10 8 3	16 2	11
12 VIERGE Xavi (ESP)	134	368	0	6 3	2 2	6 6		1	2 5	3 7 3	9 9 5	10 8 2	8 6 1	8 10 3	9
13 REA Jonathan (GBR)	120	382	14		8	10 5	6 2	11 8 7	6 10 2	1 10			2 3	11 13	5
14 REDDING Scott (GBR)	103	399	17	5	5	8	1 4 6	13 6	1 3	2	13 8 6	3 4	5 5	4 5	2
15 BASSANI Axel (ITA)	102	400	1	4 5	6	7	5 9 4	4 6		8 1	5 5	11	4 4	6	8
16 AEGERTER Dominique (SUI)	91	411	11	10 6 3	8 7	3 9		8 7	3	7 6 2				2 3	7
17 RINALDI Michael Ruben (ITA)	73	429	18	2 10 1	5	3	2	1	5 9		7 1	7 3	3 2	5 7	
18 LOWES Sam (GBR)	51	451	22	3 9 2	4	10 3	3	2	4			5		3	3
19 SPINELLI Nicholas (ITA)	25	477	26			25									
20 RABAT Tito (ESP)	22	480	3		1	1	2		2	2	2	6		6	
21 RAY Bradley (GBR)	13	489	9	1		1			1			5 2	1	2	
22 DELBIANCO Alessandro (ITA)	10	492	3								6 3	1			
23 MACKENZIE Tarran (GBR)	7	495	3			2 5									
24 OETTL Philipp (GER)	5	497	2	2		2	1								
25 PIRRO Michele (ITA)	3	499	2				3								
26 REITERBERGER Markus (GER)	3	499	0									2 1			

20/10/2024 First Line: Race 1 & 2 - Second Line: Tissot Superpole Race

These data/results cannot be reproduced, stored and/or transmitted in whole or in part by any manner of electronic, mechanical, photocopying, recording, broadcasting or otherwise now known or herein after developed without the previous express consent by the copyright owner, except for reproduction in daily press and regular printed publications on sale to the public within 60 days of the event related to those data/results and always provided that copyright symbol appears together as follows below.

© DORNA WSBK ORGANIZATION Srl 2024



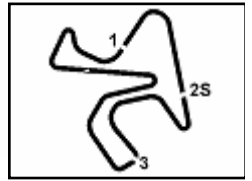
Prometeon Spanish Round, 18-20 October 2024
Riders Standings

	Points	Points From First	Points From Previous	February 25 PHILIP ISLAND	March 24 BARCELONA	April 21 ASSEN	June 16 MISANO	July 14 DONINGTON PARK	July 21 MOST	August 11 PORTIMAO	September 8 MAGNY-COURS	September 22 CREMONA CIRCUIT	September 29 ARAGON	October 13 ESTORIL	October 20 JEREZ			
27 LOPES Ivo (POR)	2	500	1											1	1			
28 NAGASHIMA Tetsuta (JPN)	1	501	1												1			

20/10/2024 First Line: Race 1 & 2 - Second Line: Tissot Superpole Race

These data/results cannot be reproduced, stored and/or transmitted in whole or in part by any manner of electronic, mechanical, photocopying, recording, broadcasting or otherwise now known or herein after developed without the previous express consent by the copyright owner, except for reproduction in daily press and regular printed publications on sale to the public within 60 days of the event related to those data/results and always provided that copyright symbol appears together as follows below.

© DORNA WSBK ORGANIZATION Srl 2024



Jerez 4.423 m

Prometeon Spanish Round, 18-20 October 2024 Riders Standings

3 / 3

Points	Points From First	Points From Previous	Independent Riders															
			February 25 PHILIP ISLAND	March 24 BARCELONA	April 21 ASSEN	June 16 MISANO	July 14 DONINGTON PARK	July 21 MOST	August 11 PORTIMAO	September 8 MAGNY-COURS	September 22 CREMONA CIRCUIT	September 29 ARAGON	October 13 ESTORIL	October 20 JEREZ				
1	PETRUCCI Danilo (ITA)	297	8 16	9 11 3		7 10 1	9 10 1	20 6	16 11 9	16 20 7	25 25 12	11 10 4	9 5	6				
2	IANNONE Andrea (ITA)	218 79	16 13	13 9	13	9 5 5	5	16 8 3	13 1	11 4	7	25 13 6	7 8 1	4 3				
3	RINALDI Michael Ruben (ITA)	73 224 145	2 10 1	5	3	2	1	5 9		7 1	7 3	3 2	5 7					
4	LOWES Sam (GBR)	51 246 22	3 9 2	4	10 3	3	2	4			5		3	3				
5	SPINELLI Nicholas (ITA)	25 272 26			25													
6	RABAT Tito (ESP)	22 275 3		1	1	2		2	2	2	6		6					
7	RAY Bradley (GBR)	13 284 9	1		1			1			5 2	1	2					
8	MACKENZIE Tarran (GBR)	7 290 6			2 5													
9	OETTL Philipp (GER)	5 292 2	2		2	1												
10	LOPES Ivo (POR)	2 295 3											1 1					
11	NAGASHIMA Tetsuta (JPN)	1 296 1														1		
12	DELBIANCO Alessandro (ITA)	1 296 0									1							

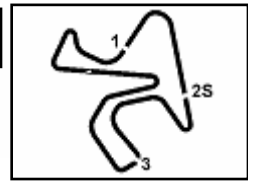
20/10/2024 First Line: Race 1 & 2 - Second Line: Tissot Superpole Race

These data/results cannot be reproduced, stored and/or transmitted in whole or in part by any manner of electronic, mechanical, photocopying, recording, broadcasting or otherwise now known or herein after developed without the previous express consent by the copyright owner, except for reproduction in daily press and regular printed publications on sale to the public within 60 days of the event related to those data/results and always provided that copyright symbol appears together as follows below.

© DORNA WSBK ORGANIZATION Srl 2024

FICR PERUGIA TIMING





Prometeon Spanish Round, 18–20 October 2024
Manufacturers Standings

	Points	Points From First	Points From Previous	February 25 PHILLIP ISLAND		March 24 BARCELONA		April 21 ASSEN		June 16 MISANO		July 14 DONINGTON PARK		July 21 MOST		August 11 PORTIMAO		September 8 MAGNY-COURS		September 22 CREMONA CIRCUIT		September 29 ARAGON		October 13 ESTORIL		October 20 JEREZ					
				1	2	1	2	1	2	1	2	1	2	1	2	1	2	1	2	1	2	1	2	1	2	1	2				
1	624			25	20	20	25	25	20	20	20	16	20	20	20	20	20	20	25	25	25	25	25	25	20	20	25				
		43		6	8	9	16	12	2	9	12	9	9	9	9	9	9	12	12	12	12	12	12	12	12	12	12				
2	581			11	8	25	16	20	25	25	25	25	25	25	25	25	25	25	16	9	13	20	20	25	25	20					
				7	7	12	12	2	2	12	12	12	12	12	12	12	12	6	6	1	1	9	9	9	9	9	9				
3	328	296	253	13	25	10	10	11	1	11	13	20	16		7	11	16	5	13	11	11	9	4	13	6	13					
				12	12	5	5	7	7	7	7	5	5	7	7	7	7	9	9	9	9	4	4	4	4	7	7				
4	299	325	29	20	6	11	9	13	16	13	11	11	9	11	16	7	10	8	10	6	7	6	7	11	13	16					
				9	9	2	2	6	6	6	6	7	7	7	5	2	2	1	1	3	3	3	3	6	6	5	5				
5	182	442	117	6	3	3	2	6	6	6	7	3	2	2	6	4	7	10	9	13	10	10	8	16	10	11					
				3	3	2	2	6	6	3	3	2	2	6	3	3	5	5	5	5	3	3	3	3	3	3	3				

20/10/2024 First Line: Race 1 & 2 - Second Line: Tissot Superpole Race

These data/results cannot be reproduced, stored and/or transmitted in whole or in part by any manner of electronic, mechanical, photocopying, recording, broadcasting or otherwise now known or herein after developed without the previous express consent by the copyright owner, except for reproduction in daily press and regular printed publications on sale to the public within 60 days of the event related to those data/results and always provided that copyright symbol appears together as follows below.

© DORNA WSBK ORGANIZATION Srl 2024

FICR PERUGIA TIMING





Prometeon Spanish Round, 18-20 October 2024

Teams Standings

		February 25 PHILIP ISLAND	March 24 BARCELONA	April 21 ASSEN	June 16 MISANO	July 14 DOWINGTON PARK	July 21 MOST	August 11 PORTIMAO	September 8 MAGNY-COURS	September 22 CREMONA CIRCUIT	September 29 ARAGON	October 13 ESTORIL	October 20 JEREZ				
1 Aruba.it Racing - Ducati	821																
BULEGA Nicola	464	25 5	11 20	20 6	5 8	20 9	20 9	13 9	10 9	20 9	9 5	25 12	20 6	16 7	20 12	20 12	25 12
BAUTISTA Alvaro	357	1 6	20 7	16 25	16 12	20 12	16 16	16 4	11 4	13	20 4	20	16 4	20 4	13 12	25 7	16 1
PIRRO Michele						→											
2 ROKIT BMW Motorrad WorldSBK Team	734 [-87]																
RAZGATLIOGLU Toprak	502	11 7	25 12	16 20	20 1	25 12	25 12	25 12	25 12	25 12			20 9	20 9	25 9	25 9	20 9
VAN DER MARK Michael	229	9 7	7 4	13 4	9 2	7 7	8	7 4	7 11	10 6	9 2	11 2	9 2	9 2	7 9	9 11	10 4
REITERBERGER Markus	3												2 1				
3 Kawasaki Racing Team WorldSBK	407 [-414]																
LOWES Alex	305	13 12	25 5	10 10	11 7	11 13	7	20 5	16 7	7	11 7	16 9	13 9	11 9	9	13 4	4 7
BASSANI Axel	102	4 5	5 6	6	7	5 9	4 6	4 6			8 1	5 5	11	4 4	6 8		
4 Pata Prometeon Yamaha	344 [-477]																
LOCATELLI Andrea	224	20 9	11 2	3 4	4 11	13 6	11 3	10 9	9 16	5 5	8 7	4 7	6 3	7 7	6 6	16 5	5 5
REA Jonathan	120		8	10 5	10 5	6 2	11 7	8 7	6 10	10 2	1 10			2 3	11 13	5	
5 Barni Spark Racing Team	322 [-499]																
PETRUCCI Danilo	297	8 16	9 3	11 3		7 10	9 10	20 6	16 9	11 7	16 20	25 12	25 12	11 4	10 4	9 5	6 6
SPINELLI Nicholas	25				25												
6 Bonovo Action BMW	270 [-551]																
GÉRLOFF Garrett	167	7 8	4 6		4 4	4 4	2 3	8 4	13 8	4 16	8 4	13 1	16 5	11 5	10	6 2	
REDDING Scott	103	5	5	8	1 4	13 6	1 3	2	13 6	8 6	3 4	5 5	4 5	5 2			
7 Team HRC	268 [-553]																
LECUONA Iker	134		3		6 3	7 3	3 2		6 4	3 3	10 6	13 5	10 3	8 3	16 2	11	
VIERGE Xavi	134	6 3	2 2	2 2	6 6		1	2 5	3 7	9 5	9 5	10 2	8 1	8 6	8 10	9 3	
NAGASHIMA Tetsuta																→	
8 GYTR GRT Yamaha WorldSBK Team	240 [-581]																
GARDNER Remy	140	4 4	1 1	9 1	13 6	16 6	10 8	6 5	11 5	13 5	6 4	10 1	6	1			
AEGERTER Dominique	91	10 3	6 8	7 7	3 9			8 7	3	7 2	6 2				2 3	7	
DELBIANCO Alessandro	9										6 3						
9 Team GoEleven	218 [-603]																
IANNONE Andrea	218	16 13	13 9		13 5	9 5	5	16 3	8 3	13 1	11 4	7	25 6	13 6	7 1	8 3	4 3
10 Team Motocorsa Racing	73 [-748]																
RINALDI Michael Ruben	73	2 1	10 5		3 2		1	5 9			7 1	7 3	3 2	5 7			

20/10/2024

These data/results cannot be reproduced, stored and/or transmitted in whole or in part by any manner of electronic, mechanical, photocopying, recording, broadcasting or otherwise now known or herein after developed without the previous express consent by the copyright owner, except for reproduction in daily press and regular printed publications on sale to the public within 60 days of the event related to those data/results and always provided that copyright symbol appears together as follows below.

© DORNA WSBK ORGANIZATION Srl 2024

FICR PERUGIA TIMING





Prometeon Spanish Round, 18-20 October 2024

Teams Standings

		February 25 PHILIP ISLAND	March 24 BARCELONA	April 21 ASSEN	June 16 MISANO	July 14 DOWINGTON PARK	July 21 MOST	August 11 PORTIMAO	September 8 MAGNY-COURS	September 22 CREMONA CIRCUIT	September 29 ARAGON	October 13 ESTORIL	October 20 JEREZ		
11	ELF Marc VDS Racing Team	51 [-770]													
	LOWES Sam	51	3 9 2	4	10 3	3	2	4		5		3	3		
12	Kawasaki Puccetti Racing	22 [-799]													
	RABAT Tito	22		1	1	2		2	2	6		6			
13	Yamaha Motoxrcing WorldSBK Team	14 [-807]													
	RAY Bradley	13	1		1			1		5 2	1		2		
	DELBIANCO Alessandro	1								1					
14	PETRONAS MIE Racing Honda	9 [-812]													
	MACKENZIE Tarran	7			2 5										
	LOPES Ivo	2										1 1			
15	GMT94 Yamaha	5 [-816]													
	DETTL Philipp	5	2		2	1									

20/10/2024

These data/results cannot be reproduced, stored and/or transmitted in whole or in part by any manner of electronic, mechanical, photocopying, recording, broadcasting or otherwise now known or herein after developed without the previous express consent by the copyright owner, except for reproduction in daily press and regular printed publications on sale to the public within 60 days of the event related to those data/results and always provided that copyright symbol appears together as follows below.

© DORNA WSBK ORGANIZATION Srl 2024

FICR PERUGIA TIMING





Prometeon Spanish Round, 18-20 October 2024

Teams Standings

	February 25 PHILLIP ISLAND	March 24 BARCELONA	April 21 ASSEN	June 16 MISANO	July 14 DONINGTON PARK	July 21 MOST	August 11 PORTIMAO	September 8 MAGNY-COURS	September 22 CREMONA CIRCUIT	September 29 ARAGON	October 13 ESTORIL	October 20 JEREZ		
--	-------------------------------	-----------------------	-------------------	-------------------	---------------------------	-----------------	-----------------------	----------------------------	---------------------------------	------------------------	-----------------------	---------------------	--	--

Referent Teams														
1 Aruba.it Racing - Ducati 821														
BULEGA Nicolo	464	25 11 5	20 20 6	5 8 9	20 20 9	13 20 9	10 20 9	9 20 5	25 12	20 16 6	16 7	20 20 12	25 12	
BAUTISTA Alvaro	357	1 20 6	16 25 7	16 20 12	16 16	16 11 4	13	20 4	20	16 20 4	13 25 12	16 7	1	
PIRRO Michele														
2 ROKIT BMW Motorrad WorldSBK Team 734 [-87]														
RAZGATLIOGLU Toprak	502	11 7	25 16 12	20 25 1	25 25 12	25 25 12	25 25 12	25 25 12			20 20 9	25 25 9	20 9	
VAN DER MARK Michael	229	9 7	7 13 4	9 7 2	8	7 4	7 11 1	10 9 6	25 11 2	9 9	7 9 2	9 11	10 4	
REITERBERGER Markus	3									2 1				
3 Kawasaki Racing Team WorldSBK 407 [-414]														
LOWES Alex	305	13 25 12	10 10 5	11 7	11 13 7	20 16 5	7 7	11 16 7	13 9	11 9	9	13 4 4	13 7	
BASSANI Axel	102	4 5	6	7	5 9 4	4 6		8 1	5 5	11	4 4	6	8	
4 Pata Prometeon Yamaha 344 [-477]														
LOCATELLI Andrea	224	20 9	11 3 2	4 11 4	13 11 6	10 9 3	9 16 4	5 5	8 7	4 7 3	6 7	6	16 5	
REA Jonathan	120		8	10 5	6 2	11 8 7	6 10 2	1 10			2 3	11 13	5	
5 Bonovo Action BMW 270 [-551]														
GERLOFF Garrett	167	7 8	4 6	4 4	2 3	8 4	13 8	4 16 4	8 13 1	16 11 5	10	6 2		
REDDING Scott	103	5	5	8	1 4	13 6	1 3	2	13 8 6	3 4	5 5	4 5	2	
6 Team HRC 268 [-553]														
LECUONA Iker	134		3		6 7 3	3 2	6	4 3	10 6 3	13 10 5	10 8 3	16 2	11	
VIERGE Xavi	134	6 3	2 2	6 6		1	2 5	3 7 3	9 9 5	10 8 2	8 6 1	8 10 3	9	
NAGASHIMA Tetsuta														→
7 GYTR GRT Yamaha WorldSBK Team 240 [-581]														
GARDNER Remy	140	4 4	1 9 1	13 16 6	10 8	6 5	11 13 5	6 4	10 1	6	1			
AEGERTER Dominique	91	10 6 3	8 7	3 9		8 7	3	7 6 2				2 3	7	
DELBIANCO Alessandro	9								6 3					

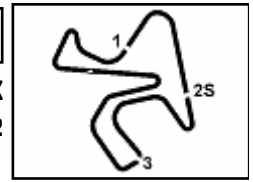
20/10/2024

These data/results cannot be reproduced, stored and/or transmitted in whole or in part by any manner of electronic, mechanical, photocopying, recording, broadcasting or otherwise now known or herein after developed without the previous express consent by the copyright owner, except for reproduction in daily press and regular printed publications on sale to the public within 60 days of the event related to those data/results and always provided that copyright symbol appears together as follows below.

© DORNA WSBK ORGANIZATION Srl 2024

FICR PERUGIA TIMING





Prometeon Spanish Round, 18-20 October 2024

Teams Standings

	February 25 PHILLIP ISLAND	March 24 BARCELONA	April 21 ASSEN	June 16 MISANO	July 14 DONINGTON PARK	July 21 MOST	August 11 PORTIMAO	September 8 MAGNY-COURS	September 22 CREMONA CIRCUIT	September 29 ARAGON	October 13 ESTORIL	October 20 JEREZ	
--	-------------------------------	-----------------------	-------------------	-------------------	---------------------------	-----------------	-----------------------	----------------------------	---------------------------------	------------------------	-----------------------	---------------------	--

Independent Teams													
1 Barni Spark Racing Team 322													
PETRUCCI Danilo	297	8 16	9 11		7 10	9 10	20 6	16 9 11	16 20 7	25 25 12	11 4 10	5 9	6
SPINELLI Nicholas	25			25									
2 Team GoEleven 218 [-104]													
IANNONE Andrea	218	16 13	13 9	13	9 5 5	16 8 3	13 1	11 4	7	25 13 6	7 8 1	4 3	
3 Team Motocorsa Racing 73 [-249]													
RINALDI Michael Ruben	73	2 10 1	5	3 2	1	5 9		7 1	7 3	3 2	5 7		
4 ELF Marc VDS Racing Team 51 [-271]													
LOWES Sam	51	3 9 2	4	10 3	2	4			5		3	3	
5 Kawasaki Puccetti Racing 22 [-300]													
RABAT Tito	22		1	1	2		2 2	2	6		6		
6 Yamaha Motoxrcing WorldSBK Team 14 [-308]													
RAY Bradley	13	1		1			1		5 2	1	2		
DELBIANCO Alessandro	1								1				
7 PETRONAS MIE Racing Honda 9 [-313]													
MACKENZIE Tarran	7			2 5									
LOPES Ivo	2										1 1		
8 GMT94 Yamaha 5 [-317]													
OETTL Philipp	5	2		2	1								

20/10/2024

These data/results cannot be reproduced, stored and/or transmitted in whole or in part by any manner of electronic, mechanical, photocopying, recording, broadcasting or otherwise now known or herein after developed without the previous express consent by the copyright owner, except for reproduction in daily press and regular printed publications on sale to the public within 60 days of the event related to those data/results and always provided that copyright symbol appears together as follows below.

© DORNA WSBK ORGANIZATION Srl 2024

FICR PERUGIA TIMING





Prometeon Spanish Round, 18-20 October 2024
Tissot Superpole Award

Points	Points From First	Points From Previous	February 25		March 24		April 21		June 16		July 14		July 21		August 11		September 8		September 22		September 29		October 13		October 20		
			PHILLIP ISLAND	BARCELONA	ASSEN	MISANO	DONINGTON PARK	MOST	PORTIMAO	MAGNY-COURS	CREMONA CIRCUIT	ARAGON	ESTORIL	JEREZ													
1	BULEGA Nicolo (ITA)	211	12	5	9	6	9	9	9	9	9	9	6	9	6	5	9	12	12	6	12	7	5	12	12	12	
2	RAZGATLIOGLU Toprak (TUR)	193	18	5	7	12	12	7	1	12	12	12	12	12	12	12					5	9	12	9	9	9	
3	LOWES Alex (GBR)	147	64	46	7	12	3	5	5	7	6	7	1	5	7	7	9	7	12	9	6	9	4	1	4	7	7
4	PETRUCCI Danilo (ITA)	93	118	54			3			1		1	4	6	7	9		7	7	12	6	4	9	5	6	6	
5	IANNONE Andrea (ITA)	82	129	11	9		7	9	1		3	5			9	3		1			9	7	9	6	1	3	
6	BAUTISTA Alvaro (ESP)	80	131	2	1	6		7	3	12	5		4	3		4	4				4	7	12		7	1	
7	LOCATELLI Andrea (ITA)	77	134	3	4	9	1	2		4	4	6	3	3	1	4	3		1	5	3	3	6	6	4	5	
8	VAN DER MARK Michael (NED)	47	164	30			6	4		2			4		1	5	6	5	2			2	4		2	4	
9	REA Jonathan (GBR)	41	170	6					12	5	2	2	7	2	2		2						7				
10	GARDNER Remy (AUS)	38	173	3	3	4	2	1	4	6	7			5	5				1								
11	LOWES Sam (GBR)	37	174	1	2	2	5		6	3	2		6	2						4	2		3				
12	REDDING Scott (GBR)	26	185	11									7	6					7	6							
13	VIERGE Xavi (ESP)	24	187	2											3	4	5	3	2		1		3	3			
14	LECUONA Iker (ESP)	24	187	0							3									3	2	5	1	3	2	5	
15	AEGERTER Dominique (SUI)	21	190	3	6	3	4				1	5				2											
16	GERLOFF Garrett (USA)	21	190	0									2		1		6	4		1	5				2		
17	BASSANI Axel (ITA)	7	204	14							4						3										
18	RINALDI Michael Ruben (ITA)	4	207	3	1				2																1		
19	MACKENZIE Tarran (GBR)	2	209	2																			2				
20	RAY Bradley (GBR)	1	210	1																1							

20/10/2024 Odd points columns: Tissot Superpole Even points columns: Tissot Superpole Race

These data/results cannot be reproduced, stored and/or transmitted in whole or in part by any manner of electronic, mechanical, photocopying, recording, broadcasting or otherwise now known or herein after developed without the previous express consent by the copyright owner, except for reproduction in daily press and regular printed publications on sale to the public within 60 days of the event related to those data/results and always provided that copyright symbol appears together as follows below.

© DORNA WSBK ORGANIZATION Srl 2024



Prometeon Spanish Round, 18-20 October 2024

Best Sectors & Speed Tissot Superpole Race

Jerez 4.423 m

RESULTS

1	11 N. BULEGA	Ducati Panigale V4R	Laps 10
2	54 T. RAZGATLIOGLU	BMW M 1000 RR	2.375
3	22 A. LOWES	Kawasaki ZX-10RR	4.182
4	9 D. PETRUCCI	Ducati Panigale V4R	5.511
5	55 A. LOCATELLI	Yamaha YZF R1	6.202
6	60 M. VAN DER MARK	BMW M 1000 RR	6.540
7	29 A. IANNONE	Ducati Panigale V4R	7.306
8	31 G. GERLOFF	BMW M 1000 RR	7.500
9	1 A. BAUTISTA	Ducati Panigale V4R	8.306
10	77 D. AEGERTER	Yamaha YZF R1	8.697
11	65 J. REA	Yamaha YZF R1	9.702
12	45 S. REDDING	BMW M 1000 RR	11.312
13	21 M. RINALDI	Ducati Panigale V4R	12.862
14	47 A. BASSANI	Kawasaki ZX-10RR	14.283
15	53 T. RABAT	Kawasaki ZX-10RR	14.848
16	28 B. RAY	Yamaha YZF R1	15.271
17	14 S. LOWES	Ducati Panigale V4R	15.946
18	52 A. DELBIANCO	Yamaha YZF R1	23.467
19	49 T. NAGASHIMA	Honda CBR1000 RR-R	23.753
20	46 T. BRIDEWELL	Honda CBR1000 RR-R	24.883
21	95 T. MACKENZIE	Honda CBR1000 RR-R	24.917
22	5 P. OETTL	Yamaha YZF R1	25.772
23	75 I. LOPES	Honda CBR1000 RR-R	27.208
24	91 L. BERNARDI	Yamaha YZF R1	29.780
RET	7 I. LECUONA	Honda CBR1000 RR-R	9 Laps
RET	97 X. VIERGE	Honda CBR1000 RR-R	9 Laps

SPEED

1	1 A. BAUTISTA	Ducati Panigale V4R	289,1
2	29 A. IANNONE	Ducati Panigale V4R	286,9
3	60 M. VAN DER MARK	BMW M 1000 RR	285,4
4	31 G. GERLOFF	BMW M 1000 RR	285,4
5	97 X. VIERGE	Honda CBR1000 RR-R	284,7
6	21 M. RINALDI	Ducati Panigale V4R	284,7
7	77 D. AEGERTER	Yamaha YZF R1	283,2
8	11 N. BULEGA	Ducati Panigale V4R	282,5
9	9 D. PETRUCCI	Ducati Panigale V4R	282,5
10	7 I. LECUONA	Honda CBR1000 RR-R	282,5
11	47 A. BASSANI	Kawasaki ZX-10RR	282,5
12	53 T. RABAT	Kawasaki ZX-10RR	282,5
13	45 S. REDDING	BMW M 1000 RR	281,7
14	65 J. REA	Yamaha YZF R1	281,7
15	54 T. RAZGATLIOGLU	BMW M 1000 RR	281,0
16	22 A. LOWES	Kawasaki ZX-10RR	280,3
17	14 S. LOWES	Ducati Panigale V4R	280,3
18	49 T. NAGASHIMA	Honda CBR1000 RR-R	279,6
19	52 A. DELBIANCO	Yamaha YZF R1	279,6
20	95 T. MACKENZIE	Honda CBR1000 RR-R	279,6
21	55 A. LOCATELLI	Yamaha YZF R1	278,9
22	28 B. RAY	Yamaha YZF R1	276,8
23	5 P. OETTL	Yamaha YZF R1	276,1
24	75 I. LOPES	Honda CBR1000 RR-R	275,4
25	46 T. BRIDEWELL	Honda CBR1000 RR-R	274,7
26	91 L. BERNARDI	Yamaha YZF R1	270,0

SEG. 1

1	54 T. RAZGATLIOGLU	24.503
2	11 N. BULEGA	24.637
3	9 D. PETRUCCI	24.675
4	55 A. LOCATELLI	24.697
5	31 G. GERLOFF	24.706
6	22 A. LOWES	24.709
7	29 A. IANNONE	24.738
8	65 J. REA	24.741
9	60 M. VAN DER MARK	24.759
10	45 S. REDDING	24.777
11	97 X. VIERGE	24.804
12	77 D. AEGERTER	24.808
13	1 A. BAUTISTA	24.853
14	28 B. RAY	24.853
15	21 M. RINALDI	24.898
16	7 I. LECUONA	24.906
17	53 T. RABAT	24.942
18	14 S. LOWES	24.943
19	47 A. BASSANI	24.951
20	49 T. NAGASHIMA	24.998
21	46 T. BRIDEWELL	25.043
22	52 A. DELBIANCO	25.060
23	75 I. LOPES	25.070
24	95 T. MACKENZIE	25.102
25	5 P. OETTL	25.131
26	91 L. BERNARDI	25.210

SEG. 2

1	1 A. BAUTISTA	14.338
2	11 N. BULEGA	14.352
3	54 T. RAZGATLIOGLU	14.389
4	60 M. VAN DER MARK	14.391
5	31 G. GERLOFF	14.408
6	97 X. VIERGE	14.433
7	29 A. IANNONE	14.433
8	9 D. PETRUCCI	14.452
9	65 J. REA	14.462
10	45 S. REDDING	14.469
11	77 D. AEGERTER	14.469
12	53 T. RABAT	14.474
13	55 A. LOCATELLI	14.509
14	21 M. RINALDI	14.513
15	22 A. LOWES	14.525
16	7 I. LECUONA	14.534
17	14 S. LOWES	14.544
18	47 A. BASSANI	14.558
19	28 B. RAY	14.616
20	49 T. NAGASHIMA	14.620
21	52 A. DELBIANCO	14.652
22	95 T. MACKENZIE	14.674
23	5 P. OETTL	14.725
24	46 T. BRIDEWELL	14.734
25	75 I. LOPES	14.791
26	91 L. BERNARDI	14.840

SEG. 3

1	54 T. RAZGATLIOGLU	29.074
2	11 N. BULEGA	29.216
3	22 A. LOWES	29.427
4	65 J. REA	29.559
5	55 A. LOCATELLI	29.562
6	9 D. PETRUCCI	29.567
7	77 D. AEGERTER	29.642
8	31 G. GERLOFF	29.648
9	29 A. IANNONE	29.649
10	97 X. VIERGE	29.663
11	1 A. BAUTISTA	29.680
12	47 A. BASSANI	29.688
13	60 M. VAN DER MARK	29.712
14	45 S. REDDING	29.743
15	28 B. RAY	29.757
16	53 T. RABAT	29.767
17	21 M. RINALDI	29.768
18	7 I. LECUONA	29.804
19	14 S. LOWES	29.813
20	52 A. DELBIANCO	30.016
21	46 T. BRIDEWELL	30.041
22	75 I. LOPES	30.080
23	95 T. MACKENZIE	30.107
24	49 T. NAGASHIMA	30.115
25	91 L. BERNARDI	30.161
26	5 P. OETTL	30.166

SEG. 4

1	54 T. RAZGATLIOGLU	29.976
2	11 N. BULEGA	30.062
3	1 A. BAUTISTA	30.082
4	29 A. IANNONE	30.183
5	60 M. VAN DER MARK	30.186
6	31 G. GERLOFF	30.187
7	22 A. LOWES	30.249
8	77 D. AEGERTER	30.279
9	9 D. PETRUCCI	30.286
10	65 J. REA	30.310
11	55 A. LOCATELLI	30.367
12	7 I. LECUONA	30.369
13	21 M. RINALDI	30.371
14	45 S. REDDING	30.418
15	97 X. VIERGE	30.474
16	14 S. LOWES	30.494
17	47 A. BASSANI	30.496
18	53 T. RABAT	30.504
19	28 B. RAY	30.650
20	52 A. DELBIANCO	30.741
21	95 T. MACKENZIE	30.752
22	49 T. NAGASHIMA	30.836
23	5 P. OETTL	30.849
24	75 I. LOPES	30.864
25	91 L. BERNARDI	30.890
26	46 T. BRIDEWELL	30.908

20/10/2024

These data/results cannot be reproduced, stored and/or transmitted in whole or in part by any manner of electronic, mechanical, photocopying, recording, broadcasting or otherwise now known or herein after developed without the previous express consent by the copyright owner, except for reproduction in daily press and regular printed publications on sale to the public within 60 days of the event related to those data/results and always provided that copyright symbol appears together as follows below.

© DORNA WSBK ORGANIZATION Srl 2024



Jerez 4.423 m

1 / 3

Prometeon Spanish Round, 18-20 October 2024
Lap Chart Tissot Superpole Race

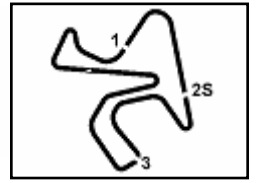
		Lap									
	1	2	3	4	5	6	7	8	9	10	
1	11	54	54	54	54	11	11	11	11	11	11
2	54	11	11	11	11	54	54	54	54	54	54
3	22	22	22	22	22	22	22	22	22	22	22
4	9	9	9	9	9	9	9	9	9	9	9
5	55	55	55	55	55	55	55	55	55	55	55
6	7	60	60	60	60	60	60	60	60	60	60
7	97	29	31	29	29	29	29	29	29	29	31
8	29	31	29	31	31	31	31	31	31	31	29
9	60	65	65	65	65	65	65	77	77	77	1
10	77	77	77	77	77	77	77	65	1	77	77
11	65	45	45	45	45	45	1	1	65	65	65
12	31	47	47	21	1	1	45	45	45	45	45
13	45	21	21	1	21	21	21	21	21	21	21
14	47	1	1	47	47	47	47	47	47	47	47
15	21	28	53	53	53	53	53	53	53	53	53
16	28	53	28	28	28	28	28	28	28	28	28
17	1	14	14	14	14	14	14	14	14	14	14
18	53	49	49	49	49	49	49	49	52	52	52
19	14	46	46	46	52	52	52	52	49	49	49
20	49	5	5	52	46	46	46	46	46	46	46
21	46	52	52	5	5	95	95	95	95	95	95
22	5	95	95	95	95	5	5	5	5	5	5
23	52	75	75	75	75	75	75	75	75	75	75
24	95	91	91	91	91	91	91	91	91	91	91
25	75										
26	91										

Final Result		
1	11 N. BULEGA	Laps 10
2	54 T. RAZGATLIOGLU	2.375
3	22 A. LOWES	4.182
4	9 D. PETRUCCI	5.511
5	55 A. LOCATELLI	6.202
6	60 M. VAN DER MARK	6.540
7	29 A. IANNONE	7.306
8	31 G. GERLOFF (P)	7.500
9	1 A. BALTISTA	8.306
10	77 D. AEGERTER	8.697
11	65 J. REA	9.702
12	45 S. REDDING	11.312
13	21 M. RINALDI	12.862
14	47 A. BASSANI	14.283
15	53 T. RABAT	14.848
16	28 B. RAY	15.271
17	14 S. LOWES	15.946
18	52 A. DELBIANCO	23.467
19	49 T. NAGASHIMA	23.753
20	46 T. BRIDEWELL	24.883
21	95 T. MACKENZIE	24.917
22	5 P. OETTL	25.772
23	75 I. LOPES	27.208
24	91 L. BERNARDI	29.780
RET	7 I. LECUONA	9 Laps
RET	97 X. VIERGE	9 Laps

20/10/2024

These data/results cannot be reproduced, stored and/or transmitted in whole or in part by any manner of electronic, mechanical, photocopying, recording, broadcasting or otherwise now known or herein after developed without the previous express consent by the copyright owner, except for reproduction in daily press and regular printed publications on sale to the public within 60 days of the event related to those data/results and always provided that copyright symbol appears together as follows below.

© DORNA WSBK ORGANIZATION Srl 2024



Jerez 4.423 m

Prometeon Spanish Round, 18-20 October 2024

Lap Chart Tissot Superpole Race

2 / 3

Lap 1		
1	11	N.Bulega 1'43.363
2	54	T.Razgatlioglu 0.285
3	22	A.Lowes 1.660
4	9	D.Petrucci 1.832
5	55	A.Locatelli 2.079
6	7	I.Lecuona 2.193
7	97	X.Vierge 2.480
8	29	A.Iannone 2.526
9	60	M.van der Mark 2.788
10	77	D.Aegerter 2.931
11	65	J.Rea 3.271
12	31	G.Gerloff 3.423
13	45	S.Redding 3.644
14	47	A.Bassani 3.834
15	21	M.Rinaldi 4.149
16	28	B.Ray 4.201
17	1	A.Bautista 4.276
18	53	T.Rabat 4.660
19	14	S.Lowes 5.115
20	49	T.Nagashima 5.533
21	46	T.Bridewell 5.939
22	5	P.Oettl 6.040
23	52	A.Delbianco 6.107
24	95	T.Mackenzie 6.273
25	75	I.Lopes 6.770
26	91	L.Bernardi 8.001

19	46	T.Bridewell 9.559
20	5	P.Oettl 9.698
21	52	A.Delbianco 9.764
22	95	T.Mackenzie 10.060
23	75	I.Lopes 10.659
24	91	L.Bernardi 12.694

Lap 4		
1	54	T.Razgatlioglu 6'40.844
2	11	N.Bulega 0.186
3	22	A.Lowes 1.457
4	9	D.Petrucci 2.130
5	55	A.Locatelli 2.804
6	60	M.van der Mark 3.203
7	29	A.Iannone 3.685
8	31	G.Gerloff 3.956
9	65	J.Rea 4.339
10	77	D.Aegerter 4.683
11	45	S.Redding 5.113
12	21	M.Rinaldi 5.978
13	1	A.Bautista 6.035
14	47	A.Bassani 6.745
15	53	T.Rabat 7.333
16	28	B.Ray 7.966
17	14	S.Lowes 8.271
18	49	T.Nagashima 10.801
19	46	T.Bridewell 11.226
20	52	A.Delbianco 11.306
21	5	P.Oettl 11.702
22	95	T.Mackenzie 11.865
23	75	I.Lopes 12.932
24	91	L.Bernardi 15.008

14	47	A.Bassani 9.100
15	53	T.Rabat 9.860
16	28	B.Ray 10.313
17	14	S.Lowes 11.158
18	49	T.Nagashima 15.363
19	52	A.Delbianco 15.546
20	46	T.Bridewell 15.895
21	95	T.Mackenzie 16.374
22	5	P.Oettl 16.613
23	75	I.Lopes 17.210
24	91	L.Bernardi 19.808

Lap 7		
1	11	N.Bulega 11'37.206
2	54	T.Razgatlioglu 0.924
3	22	A.Lowes 3.128
4	9	D.Petrucci 3.530
5	55	A.Locatelli 4.812
6	60	M.van der Mark 4.957
7	29	A.Iannone 5.185
8	31	G.Gerloff 5.534
9	65	J.Rea 6.748
10	77	D.Aegerter 6.869
11	1	A.Bautista 7.703
12	45	S.Redding 8.222
13	21	M.Rinaldi 9.788
14	47	A.Bassani 10.634
15	53	T.Rabat 11.390
16	28	B.Ray 11.784
17	14	S.Lowes 12.884
18	49	T.Nagashima 17.887
19	52	A.Delbianco 18.045
20	46	T.Bridewell 18.400
21	95	T.Mackenzie 19.024
22	5	P.Oettl 19.437
23	75	I.Lopes 19.809
24	91	L.Bernardi 22.658

9	77	D.Aegerter 8.169
10	1	A.Bautista 8.299
11	65	J.Rea 9.112
12	45	S.Redding 10.386
13	21	M.Rinaldi 12.003
14	47	A.Bassani 13.581
15	53	T.Rabat 13.901
16	28	B.Ray 14.335
17	14	S.Lowes 15.269
18	52	A.Delbianco 21.925
19	49	T.Nagashima 22.426
20	46	T.Bridewell 22.792
21	95	T.Mackenzie 22.844
22	5	P.Oettl 24.101
23	75	I.Lopes 24.608
24	91	L.Bernardi 27.499

Lap 10		
1	11	N.Bulega 16'34.501
2	54	T.Razgatlioglu 2.375
3	22	A.Lowes 4.182
4	9	D.Petrucci 5.511
5	55	A.Locatelli 6.202
6	60	M.van der Mark 6.540
7	31	G.Gerloff 6.984
8	29	A.Iannone 7.306
9	1	A.Bautista 8.306
10	77	D.Aegerter 8.697
11	65	J.Rea 9.702
12	45	S.Redding 11.312
13	21	M.Rinaldi 12.862
14	47	A.Bassani 14.283
15	53	T.Rabat 14.848
16	28	B.Ray 15.271
17	14	S.Lowes 15.946
18	52	A.Delbianco 23.467
19	49	T.Nagashima 23.753
20	46	T.Bridewell 24.883
21	95	T.Mackenzie 24.917
22	5	P.Oettl 25.772
23	75	I.Lopes 27.208
24	91	L.Bernardi 29.780

Lap 2		
1	54	T.Razgatlioglu 3'22.538
2	11	N.Bulega 0.155
3	22	A.Lowes 1.519
4	9	D.Petrucci 1.861
5	55	A.Locatelli 2.192
6	60	M.van der Mark 2.919
7	29	A.Iannone 3.101
8	31	G.Gerloff 3.333
9	65	J.Rea 3.868
10	77	D.Aegerter 4.026
11	45	S.Redding 4.200
12	47	A.Bassani 4.407
13	21	M.Rinaldi 4.603
14	1	A.Bautista 5.150
15	28	B.Ray 5.692
16	53	T.Rabat 5.769
17	14	S.Lowes 6.243
18	49	T.Nagashima 7.304
19	46	T.Bridewell 7.701
20	5	P.Oettl 7.829
21	52	A.Delbianco 8.002
22	95	T.Mackenzie 8.184
23	75	I.Lopes 8.600
24	91	L.Bernardi 10.189

Lap 5		
1	54	T.Razgatlioglu 8'19.892
2	11	N.Bulega 0.169
3	22	A.Lowes 1.599
4	9	D.Petrucci 2.370
5	55	A.Locatelli 3.177
6	60	M.van der Mark 3.404
7	29	A.Iannone 3.734
8	31	G.Gerloff 4.467
9	65	J.Rea 4.897
10	77	D.Aegerter 5.178
11	45	S.Redding 5.807
12	1	A.Bautista 6.544
13	21	M.Rinaldi 7.296
14	47	A.Bassani 7.757
15	53	T.Rabat 8.420
16	28	B.Ray 8.948
17	14	S.Lowes 9.477
18	49	T.Nagashima 12.971
19	52	A.Delbianco 13.186
20	46	T.Bridewell 13.627
21	5	P.Oettl 13.708
22	95	T.Mackenzie 13.905
23	75	I.Lopes 14.877
24	91	L.Bernardi 17.272

Lap 8		
1	11	N.Bulega 13'15.918
2	54	T.Razgatlioglu 1.654
3	22	A.Lowes 3.914
4	9	D.Petrucci 4.353
5	55	A.Locatelli 5.441
6	60	M.van der Mark 5.697
7	29	A.Iannone 5.998
8	31	G.Gerloff 6.123
9	77	D.Aegerter 7.804
10	65	J.Rea 8.101
11	1	A.Bautista 8.210
12	45	S.Redding 9.360
13	21	M.Rinaldi 10.967
14	47	A.Bassani 12.298
15	53	T.Rabat 12.760
16	28	B.Ray 13.270
17	14	S.Lowes 14.386
18	49	T.Nagashima 20.227
19	52	A.Delbianco 20.378
20	46	T.Bridewell 20.770
21	95	T.Mackenzie 21.093
22	5	P.Oettl 22.016
23	75	I.Lopes 22.270
24	91	L.Bernardi 25.167

9	77	D.Aegerter 8.169
10	1	A.Bautista 8.299
11	65	J.Rea 9.112
12	45	S.Redding 10.386
13	21	M.Rinaldi 12.003
14	47	A.Bassani 13.581
15	53	T.Rabat 13.901
16	28	B.Ray 14.335
17	14	S.Lowes 15.269
18	52	A.Delbianco 21.925
19	49	T.Nagashima 22.426
20	46	T.Bridewell 22.792
21	95	T.Mackenzie 22.844
22	5	P.Oettl 24.101
23	75	I.Lopes 24.608
24	91	L.Bernardi 27.499

Lap 3		
1	54	T.Razgatlioglu 5'01.652
2	11	N.Bulega 0.151
3	22	A.Lowes 1.529
4	9	D.Petrucci 2.025
5	55	A.Locatelli 2.559
6	60	M.van der Mark 3.252
7	31	G.Gerloff 3.445
8	29	A.Iannone 3.610
9	65	J.Rea 3.906
10	77	D.Aegerter 4.452
11	45	S.Redding 4.821
12	47	A.Bassani 5.406
13	21	M.Rinaldi 5.440
14	1	A.Bautista 5.638
15	53	T.Rabat 6.701
16	28	B.Ray 7.066
17	14	S.Lowes 7.314
18	49	T.Nagashima 9.013

Lap 6		
1	11	N.Bulega 9'58.589
2	54	T.Razgatlioglu 0.491
3	22	A.Lowes 2.249
4	9	D.Petrucci 2.999
5	55	A.Locatelli 3.898
6	60	M.van der Mark 4.222
7	29	A.Iannone 4.445
8	31	G.Gerloff 4.960
9	65	J.Rea 5.709
10	77	D.Aegerter 5.860
11	45	S.Redding 6.799
12	1	A.Bautista 6.916
13	21	M.Rinaldi 8.406

Lap 9		
1	11	N.Bulega 14'55.030
2	54	T.Razgatlioglu 2.024
3	22	A.Lowes 4.082
4	9	D.Petrucci 4.958
5	55	A.Locatelli 5.886
6	60	M.van der Mark 6.078
7	29	A.Iannone 6.441
8	31	G.Gerloff 6.652

9	77	D.Aegerter 8.169
10	1	A.Bautista 8.299
11	65	J.Rea 9.112
12	45	S.Redding 10.386
13	21	M.Rinaldi 12.003
14	47	A.Bassani 13.581
15	53	T.Rabat 13.901
16	28	B.Ray 14.335
17	14	S.Lowes 15.269
18	52	A.Delbianco 21.925
19	49	T.Nagashima 22.426
20	46	T.Bridewell 22.792
21	95	T.Mackenzie 22.844
22	5	P.Oettl 24.101
23	75	I.Lopes 24.608
24	91	L.Bernardi 27.499

20/10/2024
 These data/results cannot be reproduced, stored and/or transmitted in whole or in part by any manner of electronic, mechanical, photocopying, recording, broadcasting or otherwise now known or herein after developed without the previous express consent by the copyright owner, except for reproduction in daily press and regular printed publications on sale to the public within 60 days of the event related to those data/results and always provided that copyright symbol appears together as follows below.
 © DORNA WSBK ORGANIZATION Srl 2024





Race Pace Comparison

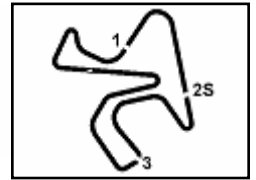
	11 Bul	54 Raz	22 AlO	9 Pet	55 Loc	60 vdM	29 Ian	31 Ger	1 Bau	77 Aeg	65 Rea	45 Red	21 Rin	47 Bas
1	1'43.363	1'43.648	1'45.023	1'45.195	1'45.442	1'46.151	1'45.889	1'46.786	1'47.639	1'46.294	1'46.634	1'47.007	1'47.512	1'47.197
2	1'39.330	1'38.890	1'39.034	1'39.204	1'39.288	1'39.306	1'39.750	1'39.085	1'40.049	1'40.270	1'39.772	1'39.731	1'39.629	1'39.748
3	1'39.110	1'39.114	1'39.124	1'39.278	1'39.481	1'39.447	1'39.623	1'39.226	1'39.602	1'39.540	1'39.152	1'39.735	1'39.951	1'40.113
4	1'39.227	1'39.192	1'39.120	1'39.297	1'39.437	1'39.143	1'39.267	1'39.703	1'39.589	1'39.423	1'39.625	1'39.484	1'39.730	1'40.531
5	1'39.031	1'39.048	1'39.190	1'39.288	1'39.421	1'39.249	1'39.097	1'39.559	1'39.557	1'39.543	1'39.606	1'39.742	1'40.366	1'40.060
6	1'38.528	1'39.188	1'39.347	1'39.326	1'39.418	1'39.515	1'39.408	1'39.190	1'39.069	1'39.379	1'39.509	1'39.689	1'39.807	1'40.040
7	1'38.617	1'39.050	1'39.496	1'39.148	1'39.531	1'39.352	1'39.357	1'39.191	1'39.404	1'39.626	1'39.656	1'40.040	1'39.999	1'40.151
8	1'38.712	1'39.442	1'39.498	1'39.535	1'39.341	1'39.452	1'39.525	1'39.301	1'39.219	1'39.647	1'40.065	1'39.850	1'39.891	1'40.376
9	1'39.112	1'39.482	1'39.280	1'39.717	1'39.557	1'39.493	1'39.555	1'39.641	1'39.201	1'39.477	1'40.123	1'40.138	1'40.148	1'40.395
10	1'39.471	1'39.822	1'39.571	1'40.024	1'39.787	1'39.933	1'40.336	1'39.803	1'39.478	1'39.999	1'40.061	1'40.397	1'40.330	1'40.173

	53 Rab	28 Ray	14 SL0	52 Del	49 Nag	46 Bri	95 Mac	5 Det	75 Lop	91 Ber	7 Lec	97 Vie
1	1'48.023	1'47.564	1'48.478	1'49.470	1'48.896	1'49.302	1'49.636	1'49.403	1'50.133	1'51.364	1'45.556	1'45.843
2	1'40.284	1'40.666	1'40.303	1'41.070	1'40.946	1'40.937	1'41.086	1'40.964	1'41.005	1'41.363		
3	1'40.046	1'40.488	1'40.185	1'40.876	1'40.823	1'40.972	1'40.990	1'40.983	1'41.173	1'41.619		
4	1'39.824	1'40.092	1'40.149	1'40.734	1'40.980	1'40.859	1'40.997	1'41.196	1'41.465	1'41.506		
5	1'40.135	1'40.030	1'40.254	1'40.928	1'41.218	1'41.449	1'41.088	1'41.054	1'40.993	1'41.312		
6	1'40.137	1'40.062	1'40.378	1'41.057	1'41.089	1'40.965	1'41.166	1'41.602	1'41.030	1'41.233		
7	1'40.147	1'40.088	1'40.343	1'41.116	1'41.141	1'41.122	1'41.267	1'41.441	1'41.216	1'41.467		
8	1'40.082	1'40.198	1'40.214	1'41.045	1'41.052	1'41.082	1'40.781	1'41.291	1'41.173	1'41.221		
9	1'40.253	1'40.177	1'39.995	1'40.659	1'41.311	1'41.134	1'40.863	1'41.197	1'41.450	1'41.444		
10	1'40.418	1'40.407	1'40.148	1'41.013	1'40.798	1'41.562	1'41.544	1'41.142	1'42.071	1'41.752		

20/10/2024

These data/results cannot be reproduced, stored and/or transmitted in whole or in part by any manner of electronic, mechanical, photocopying, recording, broadcasting or otherwise now known or herein after developed without the previous express consent by the copyright owner, except for reproduction in daily press and regular printed publications on sale to the public within 60 days of the event related to those data/results and always provided that copyright symbol appears together as follows below.

© DORNA WSBK ORGANIZATION Srl 2024



Jerez 4.423 m

Prometeon Spanish Round, 18-20 October 2024
Chronological Analysis Tissot Superpole Race

Start at 11:00'16.348

1 / 3

1° 11 N. BULEGA [1'38.528]							
Lap	Seg1	Seg2	Seg3	Seg4	Lap Time	km/h	Local Time
1		14.352	29.216	30.064	1'43.363	277,5	11:01'59.711
2	24.727	14.673	29.625	30.305	1'39.330	278,2	11:03'39.041
3	24.843	14.423	29.546	30.298	1'39.110	280,3	11:05'18.151
4	24.772	14.514	29.575	30.366	1'39.227	281,0	11:06'57.378
5	24.697	14.426	29.628	30.280	1'39.031	282,5	11:08'36.409
6	24.637	14.449	29.380	30.062	1'38.528	276,8	11:10'14.937
7	24.723	14.422	29.387	30.085	1'38.617	279,6	11:11'53.554
8	24.697	14.469	29.461	30.085	1'38.712	277,5	11:13'32.266
9	24.734	14.512	29.667	30.199	1'39.112	278,9	11:15'11.378
10	24.891	14.563	29.685	30.332	1'39.471	278,2	11:16'50.849
Race Time 16'34.501							

9	24.789	14.670	29.613	30.485	1'39.557	276,1	11:15'17.264
10	24.754	14.727	29.700	30.606	1'39.787	274,7	11:16'57.051
Race Time 16'40.703							

2° 54 T. RAZGATLIOGLU [1'38.890]							
Lap	Seg1	Seg2	Seg3	Seg4	Lap Time	km/h	Local Time
1		14.389	29.074	29.976	1'43.648	281,0	11:01'59.996
2	24.503	14.587	29.423	30.377	1'38.890	277,5	11:03'38.886
3	24.602	14.583	29.502	30.427	1'39.114	279,6	11:05'18.000
4	24.708	14.598	29.512	30.374	1'39.192	278,2	11:06'57.192
5	24.633	14.603	29.452	30.360	1'39.048	277,5	11:08'36.240
6	24.728	14.699	29.528	30.233	1'39.188	277,5	11:10'15.428
7	24.572	14.531	29.515	30.432	1'39.050	281,0	11:11'54.478
8	24.762	14.658	29.640	30.382	1'39.442	278,9	11:13'33.920
9	24.733	14.633	29.682	30.434	1'39.482	278,9	11:15'13.402
10	24.781	14.667	29.714	30.660	1'39.822	279,6	11:16'53.224
Race Time 16'36.876							

6° 60 M. VAN DER MARK [1'39.143]								
Lap	Seg1	Seg2	Seg3	Seg4	Lap Time	km/h	Local Time	
1			14.478	30.202	30.404	1'46.151	285,4	11:02'02.499
2	24.813	14.391	29.855	30.247	1'39.306	283,9	11:03'41.805	
3	24.818	14.522	29.740	30.367	1'39.447	279,6	11:05'21.252	
4	24.772	14.473	29.712	30.186	1'39.143	280,3	11:07'00.395	
5	24.759	14.467	29.760	30.263	1'39.249	281,7	11:08'39.644	
6	24.813	14.533	29.839	30.330	1'39.515	280,3	11:10'19.159	
7	24.777	14.488	29.725	30.362	1'39.352	282,5	11:11'58.511	
8	24.887	14.533	29.756	30.276	1'39.452	283,9	11:13'37.963	
9	24.868	14.534	29.767	30.324	1'39.493	280,3	11:15'17.456	
10	24.856	14.557	29.846	30.674	1'39.933	281,7	11:16'57.389	
Race Time 16'41.041								

3° 22 A. LOWES [1'39.034]							
Lap	Seg1	Seg2	Seg3	Seg4	Lap Time	km/h	Local Time
1		14.533	29.694	30.325	1'45.023	280,3	11:02'01.371
2	24.709	14.525	29.498	30.302	1'39.034	276,1	11:03'40.405
3	24.772	14.528	29.552	30.272	1'39.124	278,9	11:05'19.529
4	24.717	14.584	29.507	30.312	1'39.120	277,5	11:06'58.649
5	24.781	14.622	29.538	30.249	1'39.190	275,4	11:08'37.839
6	24.741	14.627	29.598	30.381	1'39.347	274,7	11:10'17.186
7	24.732	14.660	29.571	30.533	1'39.496	275,4	11:11'56.682
8	24.863	14.652	29.602	30.381	1'39.498	275,4	11:13'36.180
9	24.833	14.553	29.427	30.467	1'39.280	277,5	11:15'15.460
10	24.897	14.627	29.640	30.407	1'39.571	276,1	11:16'55.031
Race Time 16'38.683							

7° 29 A. IANNONE [1'39.097]								
Lap	Seg1	Seg2	Seg3	Seg4	Lap Time	km/h	Local Time	
1			14.495	30.082	30.335	1'45.889	286,1	11:02'02.237
2	24.906	14.433	30.183	30.228	1'39.750	286,9	11:03'41.987	
3	24.841	14.568	30.010	30.204	1'39.623	283,2	11:05'21.610	
4	24.825	14.507	29.742	30.193	1'39.267	284,7	11:07'00.877	
5	24.738	14.527	29.649	30.183	1'39.097	283,2	11:08'39.974	
6	24.781	14.558	29.756	30.313	1'39.408	283,9	11:10'19.382	
7	24.853	14.532	29.711	30.261	1'39.357	284,7	11:11'58.739	
8	24.801	14.527	29.849	30.348	1'39.525	285,4	11:13'38.264	
9	24.897	14.518	29.740	30.400	1'39.555	285,4	11:15'17.819	
10	24.861	14.554	30.549	30.372	1'40.336	283,9	11:16'58.155	
Race Time 16'41.807								

4° 9 D. PETRUCCI [1'39.148]							
Lap	Seg1	Seg2	Seg3	Seg4	Lap Time	km/h	Local Time
1		14.559	29.786	30.286	1'45.195	282,5	11:02'01.543
2	24.781	14.485	29.599	30.339	1'39.204	281,7	11:03'40.747
3	24.755	14.452	29.718	30.353	1'39.278	281,7	11:05'20.025
4	24.740	14.534	29.688	30.335	1'39.297	279,6	11:06'59.322
5	24.742	14.537	29.649	30.360	1'39.288	279,6	11:08'38.610
6	24.738	14.577	29.640	30.371	1'39.326	280,3	11:10'17.936
7	24.675	14.561	29.567	30.345	1'39.148	278,9	11:11'57.084
8	24.839	14.541	29.782	30.373	1'39.535	281,0	11:13'36.619
9	24.840	14.632	29.746	30.499	1'39.717	280,3	11:15'16.336
10	24.887	14.690	29.818	30.629	1'40.024	278,9	11:16'56.360
Race Time 16'40.012							

8° 31 G. GERLOFF [1'39.085]							
Lap	Seg1	Seg2	Seg3	Seg4	Lap Time	km/h	Local Time
1		14.603	30.226	30.505	1'46.786	285,4	11:02'03.134
2	24.831	14.408	29.659	30.187	1'39.085	284,7	11:03'42.219
3	24.863	14.435	29.648	30.280	1'39.226	283,2	11:05'21.445
4	24.834	14.502	30.082	30.285	1'39.703	282,5	11:07'01.148
5	24.797	14.593	29.849	30.320	1'39.559	281,0	11:08'40.707
6	24.716	14.542	29.712	30.220	1'39.190	281,0	11:10'19.897
7	24.723	14.529	29.747	30.192	1'39.191	282,5	11:11'59.088
8	24.706	14.506	29.780	30.309	1'39.301	281,7	11:13'38.389
9	24.940	14.511	29.780	30.410	1'39.641	283,9	11:15'18.030
10	24.972	14.632	29.795	30.404	1'39.803	282,5	11:16'57.833
Race Time 16'41.485 + 0.516Pen							

5° 55 A. LOCATELLI [1'39.288]							
Lap	Seg1	Seg2	Seg3	Seg4	Lap Time	km/h	Local Time
1		14.587	29.817	30.384	1'45.442	278,9	11:02'01.790
2	24.804	14.509	29.606	30.369	1'39.288	277,5	11:03'41.078
3	24.759	14.568	29.711	30.443	1'39.481	276,8	11:05'20.559
4	24.746	14.572	29.667	30.452	1'39.437	276,8	11:06'59.996
5	24.837	14.599	29.618	30.367	1'39.421	275,4	11:08'39.417
6	24.697	14.707	29.638	30.376	1'39.418	274,0	11:10'18.835
7	24.755	14.638	29.657	30.481	1'39.531	276,1	11:11'58.366
8	24.753	14.651	29.562	30.375	1'39.341	274,7	11:13'37.707

9° 1 A. BAUTISTA [1'39.069]							
Lap	Seg1	Seg2	Seg3	Seg4	Lap Time	km/h	Local Time
1		14.538	30.544	30.482	1'47.639	286,9	11:02'03.987
2	25.182	14.477	30.100	30.290	1'40.049	289,1	11:03'44.036
3	24.935	14.466	29.920	30.281	1'39.602	287,6	11:05'23.638
4	25.124	14.502	29.881	30.082	1'39.589	286,1	11:07'03.227
5	25.283	14.393	29.719	30.162	1'39.557	284,7	11:08'42.784
6	24.855	14.338	29.719	30.157	1'39.069	286,1	11:10'21.853
7	25.008	14.481	29.680	30.235	1'39.404	287,6	11:12'01.257
8	24.853	14.407	29.818	30.141	1'39.219	286,1	11:13'40.476
9	24.909	14.476	29.721	30.095	1'39.201	288,4	11:15'19.677
10	24.867	14.478	29.810	30.323	1'39.478	288,4	11:16'59.155
Race Time 16'42.807							

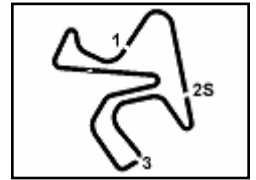
20/10/2024 P = Pits In/Out - C = Lap Time Cancelled

10° 77 D. AEGERTER [1'39.379]							
Lap	Seg1	Seg2	Seg3	Seg4	Lap Time	km/h	Local Time
1		14.505	30.050	30.348	1'46.294	283,2	11:02'02.642
2	24.967	14.485	30.291	30.527	1'40.270	278,2	11:03'42.912
3	24.939	14.476	29.759	30.366	1'39.540	279,6	11:05'22.452
4	24.852	14.469	29.823	30.279	1'39.423	277,5	11:07'01.875
5	24.883	14.555	29.766	30.339	1'39.543	276,8	11:08'41.418

These data/results cannot be reproduced, stored and/or transmitted in whole or in part by any manner of electronic, mechanical, photocopying, recording, broadcasting or otherwise now known or herein after developed without the previous express consent by the copyright owner, except for reproduction in daily press and regular printed publications on sale to the public within 60 days of the event related to those data/results and always provided that copyright symbol appears together as follows below.

© DORNA WSBK ORGANIZATION Srl 2024





Jerez 4.423 m

Prometeon Spanish Round, 18-20 October 2024

Chronological Analysis Tissot Superpole Race

Start at 11:00'16.348

3 / 3

20° 46 T. BRIDEWELL [1'40.859]							
Lap	Seg.1	Seg.2	Seg.3	Seg.4	Lap Time	km/h	Local Time
1		14.776	30.464	31.160	1'49.302	272,7	11:02'05.650
2	25.099	14.734	30.075	31.029	1'40.937	273,4	11:03'46.587
3	25.134	14.796	30.085	30.957	1'40.972	272,0	11:05'27.559
4	25.043	14.744	30.107	30.965	1'40.859	272,0	11:07'08.418
5	25.122	14.776	30.313	31.238	1'41.449	271,3	11:08'49.867
6	25.160	14.751	30.041	31.013	1'40.965	270,7	11:10'30.832
7	25.196	14.785	30.225	30.916	1'41.122	274,7	11:12'11.954
8	25.220	14.809	30.145	30.908	1'41.082	272,0	11:13'53.036
9	25.113	14.806	30.252	30.963	1'41.134	273,4	11:15'34.170
10	25.328	14.856	30.289	31.089	1'41.562	272,0	11:17'15.732
Race Time 16'59.384							

9	25.305	14.902	30.181	31.056	1'41.444	268,7	11:15'38.877
10	25.337	14.950	30.252	31.213	1'41.752	268,7	11:17'20.629
Race Time 17'04.281							

RET 7 I. LECUONA							
Lap	Seg.1	Seg.2	Seg.3	Seg.4	Lap Time	km/h	Local Time
1		14.534	29.804	30.369	1'45.556	282,5	11:02'01.904
2	24.906	14.582				278,9	
Race Time 1'45.556							

RET 97 X. VIERGE								
Lap	Seg.1	Seg.2	Seg.3	Seg.4	Lap Time	km/h	Local Time	
1			14.623	29.663	30.474	1'45.843	284,7	11:02'02.191
2	24.804	14.433				283,2		
Race Time 1'45.843								

21° 95 T. MACKENZIE [1'40.781]							
Lap	Seg.1	Seg.2	Seg.3	Seg.4	Lap Time	km/h	Local Time
1		14.736	30.658	31.148	1'49.636	278,9	11:02'05.984
2	25.269	14.684	30.339	30.794	1'41.086	275,4	11:03'47.070
3	25.403	14.674	30.107	30.806	1'40.990	276,1	11:05'28.060
4	25.182	14.684	30.319	30.812	1'40.997	275,4	11:07'09.057
5	25.260	14.729	30.208	30.891	1'41.088	274,7	11:08'50.145
6	25.281	14.710	30.238	30.937	1'41.166	276,8	11:10'31.311
7	25.347	14.771	30.142	31.007	1'41.267	271,3	11:12'12.578
8	25.203	14.706	30.120	30.752	1'40.781	273,4	11:13'53.359
9	25.102	14.731	30.238	30.792	1'40.863	274,7	11:15'34.222
10	25.411	14.765	30.348	31.020	1'41.544	279,6	11:17'15.766
Race Time 16'59.418							

22° 5 P. DETTL [1'40.964]							
Lap	Seg.1	Seg.2	Seg.3	Seg.4	Lap Time	km/h	Local Time
1		14.808	30.518	31.437	1'49.403	275,4	11:02'05.751
2	25.158	14.725	30.196	30.885	1'40.964	273,4	11:03'46.715
3	25.159	14.754	30.166	30.904	1'40.983	276,1	11:05'27.698
4	25.252	14.773	30.291	30.880	1'41.196	272,7	11:07'08.894
5	25.171	14.837	30.192	30.854	1'41.054	268,7	11:08'49.948
6	25.284	14.857	30.492	30.969	1'41.602	270,0	11:10'31.550
7	25.506	14.812	30.195	30.928	1'41.441	271,3	11:12'12.991
8	25.131	14.833	30.193	31.134	1'41.291	272,0	11:13'54.282
9	25.234	14.888	30.226	30.849	1'41.197	270,0	11:15'35.479
10	25.155	14.861	30.177	30.949	1'41.142	270,0	11:17'16.621
Race Time 17'00.273							

23° 75 I. LOPES [1'40.993]							
Lap	Seg.1	Seg.2	Seg.3	Seg.4	Lap Time	km/h	Local Time
1		14.933	30.615	31.375	1'50.133	275,4	11:02'06.481
2	25.151	14.791	30.161	30.902	1'41.005	274,0	11:03'47.486
3	25.203	14.827	30.251	30.892	1'41.173	274,0	11:05'28.659
4	25.100	14.814	30.560	30.991	1'41.465	273,4	11:07'10.124
5	25.102	14.917	30.110	30.864	1'40.993	268,0	11:08'51.117
6	25.070	14.903	30.186	30.871	1'41.030	270,0	11:10'32.147
7	25.210	14.881	30.143	30.982	1'41.216	272,7	11:12'13.363
8	25.207	14.876	30.080	31.010	1'41.173	272,0	11:13'54.536
9	25.185	14.898	30.303	31.064	1'41.450	272,7	11:15'35.986
10	25.356	14.938	30.440	31.337	1'42.071	270,7	11:17'18.057
Race Time 17'01.709							

24° 91 L. BERNARDI [1'41.221]							
Lap	Seg.1	Seg.2	Seg.3	Seg.4	Lap Time	km/h	Local Time
1		14.900	30.462	31.122	1'51.364	265,4	11:02'07.712
2	25.337	14.840	30.196	30.990	1'41.363	270,0	11:03'49.075
3	25.452	14.857	30.248	31.062	1'41.619	269,3	11:05'30.694
4	25.308	14.882	30.322	30.994	1'41.506	270,0	11:07'12.200
5	25.268	14.948	30.206	30.890	1'41.312	266,1	11:08'53.512
6	25.210	14.883	30.214	30.926	1'41.233	268,7	11:10'34.745
7	25.323	14.928	30.210	31.006	1'41.467	270,0	11:12'16.212
8	25.255	14.856	30.161	30.949	1'41.221	268,0	11:13'57.433

20/10/2024 P = Pits In/Out - C = Lap Time Cancelled

These data/results cannot be reproduced, stored and/or transmitted in whole or in part by any manner of electronic, mechanical, photocopying, recording, broadcasting or otherwise now known or herein after developed without the previous express consent by the copyright owner, except for reproduction in daily press and regular printed publications on sale to the public within 60 days of the event related to those data/results and always provided that copyright symbol appears together as follows below.

© DORNA WSBK ORGANIZATION Srl 2024



Jerez 4.423 m

Prometeon Spanish Round, 18-20 October 2024

Best Laps & Speeds

1 / 2

No.	Rider	Nat	Best Lap		FP1		FP2		FP3		SP		RC1		WUP		SPRC	
			LL	SPD	LL	SPD	LL	SPD	LL	SPD	LL	SPD	LL	SPD	LL	SPD	LL	SPD
1	11 N. BULEGA Ducati Panigale V4R	ITA	1'37.596 93 282,5		1'39.744 20 278,9	1'39.741 18 278,9	1'39.552 12 279,6	1'37.596 7 279,6	1'39.371 20 278,9	1'39.808 6 278,9	1'38.528 10 282,5							
2	54 T. RAZGATLIOGLU BMW M 1000 RR	TUR	1'38.202 88 281,7		1'39.766 14 278,9	1'39.868 21 281,7	1'39.674 10 279,6	1'38.202 7 280,3	1'39.489 20 278,9	1'39.271 6 281,0	1'38.890 10 281,0							
3	22 A. LOWES Kawasaki ZX-10RR	GBR	1'38.302 80 281,7		1'40.569 10 274,0	1'40.167 17 275,4	1'39.798 11 278,2	1'38.302 6 279,6	1'40.232 20 281,7	1'39.261 6 277,5	1'39.034 10 280,3							
4	9 D. PETRUCCI Ducati Panigale V4R	ITA	1'38.354 69 282,5		1'40.448 19 281,0	1'39.820 19 276,1	1'39.966 9 278,9	1'38.354 6 278,9		1'40.359 6 279,6	1'39.148 10 282,5							
5	7 I. LECUONA Honda CBR1000 RR-R	ESP	1'38.591 78 282,5		1'40.241 16 274,0	1'40.706 17 275,4	1'39.254 12 272,7	1'38.591 6 271,3	1'40.022 20 280,3	1'40.031 6 277,5		1 282,5						
6	55 A. LOCATELLI Yamaha YZF R1	ITA	1'38.665 90 278,9		1'40.404 18 273,4	1'40.202 19 275,4	1'40.020 10 274,7	1'38.665 7 275,4	1'40.098 20 272,0	1'39.959 6 274,7	1'39.288 10 278,9							
7	97 X. VIERGE Honda CBR1000 RR-R	ESP	1'38.677 81 284,7		1'40.772 19 279,6	1'40.688 20 278,9	1'39.924 9 276,1	1'38.677 6 279,6	1'40.282 20 282,5	1'40.507 6 284,7		1 284,7						
8	60 M. VAN DER MARK BMW M 1000 RR	NED	1'38.680 95 285,4		1'40.811 17 278,2	1'39.940 22 278,9	1'40.250 12 279,6	1'38.680 8 278,9	1'40.466 20 282,5	1'40.120 6 280,3	1'39.143 10 285,4							
9	21 M. RINALDI Ducati Panigale V4R	ITA	1'38.750 79 284,7		1'40.519 21 276,1	1'39.591 19 277,5	1'40.059 12 277,5	1'38.750 6 276,1	1'40.229 5 282,5	1'40.140 6 276,8	1'39.629 10 284,7							
10	31 G. GERLOFF BMW M 1000 RR	USA	1'38.774 94 285,4		1'40.575 21 278,9	1'39.996 19 281,7	1'39.166 11 280,3	1'38.774 7 281,0	1'40.735 20 281,0	1'39.928 6 276,1	1'39.085 10 285,4							
11	29 A. IANNONE Ducati Panigale V4R	ITA	1'38.822 88 286,9		1'39.967 18 278,9	1'39.966 18 278,9	1'39.184 10 281,0	1'38.822 6 282,5	1'40.484 20 282,5	1'40.155 6 283,2	1'39.097 10 286,9							
12	45 S. REDDING BMW M 1000 RR	GBR	1'38.858 87 281,7		1'40.349 18 279,6	1'41.013 15 274,7	1'39.720 11 276,1	1'38.858 7 280,3	1'41.173 20 279,6	1'40.397 6 274,7	1'39.484 10 281,7							
13	77 D. AEGERTER Yamaha YZF R1	SUI	1'38.868 90 283,2		1'40.813 20 273,4	1'40.402 18 273,4	1'40.288 9 272,0	1'38.868 7 273,4	1'40.388 20 279,6	1'41.032 6 271,3	1'39.379 10 283,2							
14	47 A. BASSANI Kawasaki ZX-10RR	ITA	1'38.917 94 282,5		1'40.533 18 276,1	1'39.966 22 275,4	1'39.880 12 277,5	1'38.917 6 277,5	1'40.312 20 278,9	1'39.817 6 279,6	1'39.748 10 282,5							
15	1 A. BAUTISTA Ducati Panigale V4R	ESP	1'38.938 94 289,1		1'40.436 21 282,5	1'40.111 21 282,5	1'39.854 9 283,9	1'38.938 7 283,2	1'40.497 20 283,2	1'40.023 6 286,1	1'39.069 10 289,1							
16	65 J. REA Yamaha YZF R1	GBR	1'38.953 92 281,7		1'40.048 16 273,4	1'39.874 22 275,4	1'39.800 12 274,7	1'38.953 6 274,7	1'40.772 20 276,8	1'39.876 6 273,4	1'39.152 10 281,7							
17	14 S. LOWES Ducati Panigale V4R	GBR	1'39.019 96 280,3		1'40.347 20 276,8	1'40.036 20 276,1	1'40.931 12 276,1	1'39.019 8 275,4	1'41.120 20 276,8	1'40.300 6 275,4	1'39.995 10 280,3							
18	53 T. RABAT Kawasaki ZX-10RR	ESP	1'39.248 93 282,5		1'41.492 19 274,7	1'40.770 21 280,3	1'40.274 10 278,9	1'39.248 7 276,8	1'41.581 20 281,0	1'40.563 6 278,2	1'39.824 10 282,5							
19	28 B. RAY Yamaha YZF R1	GBR	1'39.273 87 276,8		1'41.615 18 271,3	1'40.915 17 269,3	1'40.130 10 271,3	1'39.273 6 273,4	1'41.113 20 274,7	1'40.974 6 270,0	1'40.030 10 276,8							
20	49 T. NAGASHIMA Honda CBR1000 RR-R	JPN	1'39.792 93 281,0		1'42.019 20 275,4	1'41.270 19 278,2	1'41.117 11 276,1	1'39.792 7 278,2	1'41.600 20 281,0	1'41.440 6 276,8	1'40.798 10 279,6							
21	52 A. DELBIANCO Yamaha YZF R1	ITA	1'39.945 78 279,6		1'42.433 18 275,4	1'41.409 8 273,4	1'41.371 9 271,3	1'39.945 7 274,7	1'41.532 20 274,7	1'41.059 6 276,1	1'40.659 10 279,6							
22	5 P. OETTL Yamaha YZF R1	GER	1'40.154 95 276,1		1'41.468 21 269,3	1'41.687 21 270,7	1'40.972 10 269,3	1'40.154 7 270,7	1'41.500 20 273,4	1'41.278 6 272,0	1'40.964 10 276,1							
23	95 T. MACKENZIE Honda CBR1000 RR-R	GBR	1'40.488 84 279,6		1'42.570 14 268,7	1'41.623 18 276,1	1'41.893 10 269,3	1'40.488 7 274,0	1'42.473 20 276,8	1'41.790 5 270,0	1'40.781 10 279,6							
24	46 T. BRIDEWELL Honda CBR1000 RR-R	GBR	1'40.643 60 276,1		1'42.390 14 269,3	1'42.248 12 270,7	1'41.658 12 272,0	1'40.643 6 272,7		1'41.145 6 269,3	1'40.859 10 274,7							
25	75 I. LOPES Honda CBR1000 RR-R	POR	1'40.993 89 276,8		1'42.428 17 268,7	1'42.053 22 270,0	1'41.284 11 268,7	1'41.164 3 266,1	1'42.074 20 276,8	1'41.471 6 270,0	1'40.993 10 275,4							

20/10/2024

These data/results cannot be reproduced, stored and/or transmitted in whole or in part by any manner of electronic, mechanical, photocopying, recording, broadcasting or otherwise now known or herein after developed without the previous express consent by the copyright owner, except for reproduction in daily press and regular printed publications on sale to the public within 60 days of the event related to those data/results and always provided that copyright symbol appears together as follows below.

© DORNA WSBK ORGANIZATION Srl 2024

FICR PERUGIA TIMING





Prometeon Spanish Round, 18-20 October 2024
Best Laps & Speeds

2 / 2

No.	Rider	Nat	Best Lap		FP1		FP2		FP3		SP		RC1		WUP		SPRC	
			LL	SPD	LL	SPD	LL	SPD	LL	SPD	LL	SPD	LL	SPD	LL	SPD	LL	SPD
26	33 K. RYDE Yamaha YZF R1	GBR	1'41.008 66 275,4		1'42.315 14		1'41.647 13 268,0		1'42.301 6 259,8		1'41.008 7 268,7		1'42.366 20 275,4		1'42.504 6 268,7			
27	91 L. BERNARDI Yamaha YZF R1	SMR	1'41.221 92 272,0		1'43.778 17 267,4		1'42.607 22 268,7		1'42.564 10 268,0		1'41.230 7 266,7		1'42.644 20 272,0		1'42.187 6 268,7		1'41.221 10 270,0	

20/10/2024

These data/results cannot be reproduced, stored and/or transmitted in whole or in part by any manner of electronic, mechanical, photocopying, recording, broadcasting or otherwise now known or herein after developed without the previous express consent by the copyright owner, except for reproduction in daily press and regular printed publications on sale to the public within 60 days of the event related to those data/results and always provided that copyright symbol appears together as follows below.

© DORNA WSBK ORGANIZATION Srl 2024

FICR PERUGIA TIMING





Jerez 4.423 m

Prometeon Spanish Round, 18-20 October 2024

Fastest Laps Tissot Superpole Race

No.	Rider	Nat	Team	Bike	Class	Lap	Time	Gap
1	11 N. BULEGA	ITA	Aruba.it Racing - Ducati	Ducati Panigale V4R		6	1'38.528	
2	54 T. RAZGATLIOGLU	TUR	ROKIT BMW Motorrad WorldSBK Team	BMW M 1000 RR		2	1'38.890	0.362
3	22 A. LOWES	GBR	Kawasaki Racing Team WorldSBK	Kawasaki ZX-10RR		2	1'39.034	0.506
4	1 A. BAUTISTA	ESP	Aruba.it Racing - Ducati	Ducati Panigale V4R		6	1'39.069	0.541
5	31 G. GERLOFF	USA	Bonovo Action BMW	BMW M 1000 RR		2	1'39.085	0.557
6	29 A. IANNONE	ITA	Team GoEleven	Ducati Panigale V4R	IND	5	1'39.097	0.569
7	60 M. VAN DER MARK	NED	ROKIT BMW Motorrad WorldSBK Team	BMW M 1000 RR		4	1'39.143	0.615
8	9 D. PETRUCCI	ITA	Barni Spark Racing Team	Ducati Panigale V4R	IND	7	1'39.148	0.620
9	65 J. REA	GBR	Pata Prometeon Yamaha	Yamaha YZF R1		3	1'39.152	0.624
10	55 A. LOCATELLI	ITA	Pata Prometeon Yamaha	Yamaha YZF R1		2	1'39.288	0.760
11	77 D. AEGERTER	SUI	GYTR GRT Yamaha WorldSBK Team	Yamaha YZF R1		6	1'39.379	0.851
12	45 S. REDDING	GBR	Bonovo Action BMW	BMW M 1000 RR		4	1'39.484	0.956
13	21 M. RINALDI	ITA	Team Motocorsa Racing	Ducati Panigale V4R	IND	2	1'39.629	1.101
14	47 A. BASSANI	ITA	Kawasaki Racing Team WorldSBK	Kawasaki ZX-10RR		2	1'39.748	1.220
15	53 T. RABAT	ESP	Kawasaki Puccetti Racing	Kawasaki ZX-10RR	IND	4	1'39.824	1.296
16	14 S. LOWES	GBR	ELF Marc VDS Racing Team	Ducati Panigale V4R	IND	9	1'39.995	1.467
17	28 B. RAY	GBR	Yamaha Motoxrcing WorldSBK Team	Yamaha YZF R1	IND	5	1'40.030	1.502
18	52 A. DELBIANCO	ITA	GYTR GRT Yamaha WorldSBK Team	Yamaha YZF R1		9	1'40.659	2.131
19	95 T. MACKENZIE	GBR	PETRONAS MIE Racing Honda	Honda CBR1000 RR-R	IND	8	1'40.781	2.253
20	49 T. NAGASHIMA	JPN	Team HRC	Honda CBR1000 RR-R	IND	10	1'40.798	2.270
21	46 T. BRIDEWELL	GBR	Honda Racing UK	Honda CBR1000 RR-R	IND	4	1'40.859	2.331
22	5 P. OETTL	GER	GMT94 Yamaha	Yamaha YZF R1	IND	2	1'40.964	2.436
23	75 I. LOPES	POR	PETRONAS MIE Racing Honda	Honda CBR1000 RR-R	IND	5	1'40.993	2.465
24	91 L. BERNARDI	SMR	Yamaha Motoxrcing WorldSBK Team	Yamaha YZF R1	IND	8	1'41.221	2.693

20/10/2024

These data/results cannot be reproduced, stored and/or transmitted in whole or in part by any manner of electronic, mechanical, photocopying, recording, broadcasting or otherwise now known or herein after developed without the previous express consent by the copyright owner, except for reproduction in daily press and regular printed publications on sale to the public within 60 days of the event related to those data/results and always provided that copyright symbol appears together as follows below.

© DORNA WSBK ORGANIZATION Srl 2024



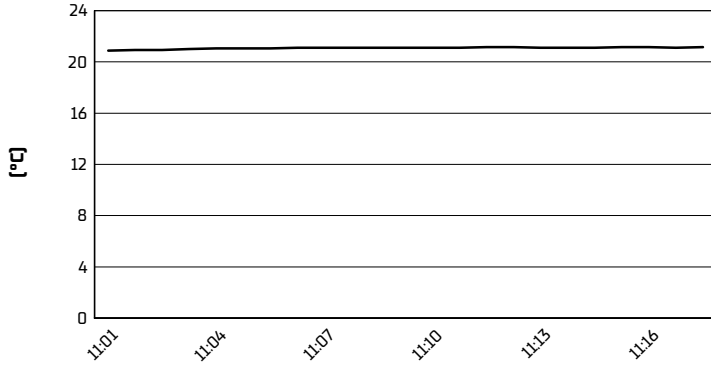
Jerez 4.423 m

Prometeon Spanish Round, 18-20 October 2024

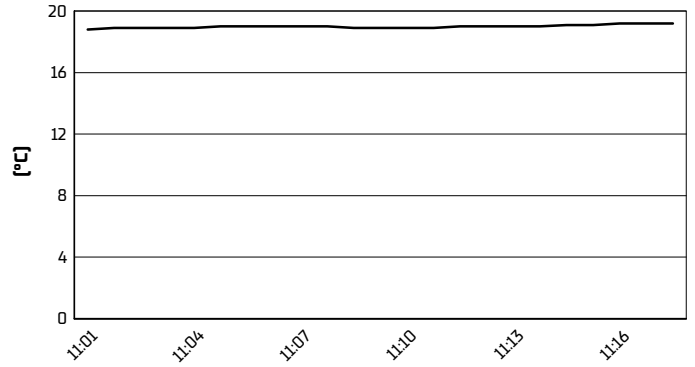
Weather Report Tissot Superpole Race

Session started 11:00 - Session ended 11:18

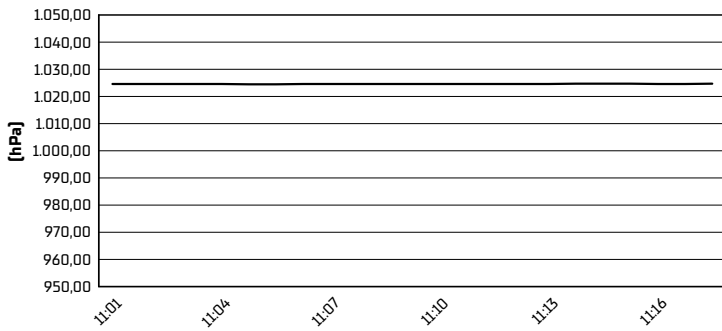
Air Temperature



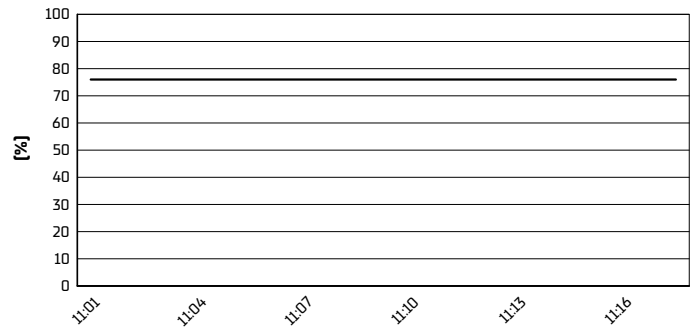
Track Temperature



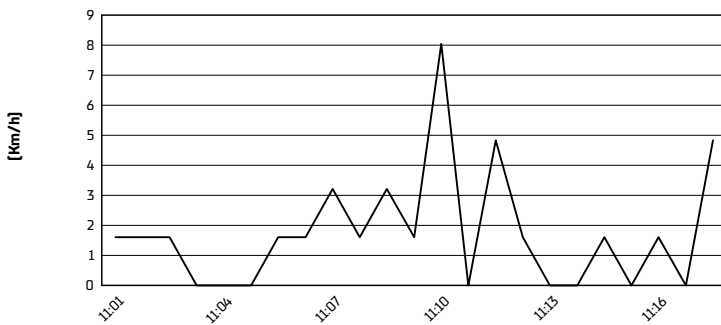
Air Pressure



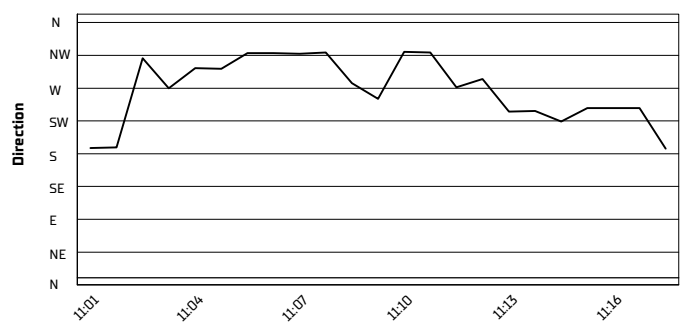
Humidity



Wind Speed



Wind Direction



20/10/2024

These data/results cannot be reproduced, stored and/or transmitted in whole or in part by any manner of electronic, mechanical, photocopying, recording, broadcasting or otherwise now known or herein after developed without the previous express consent by the copyright owner, except for reproduction in daily press and regular printed publications on sale to the public within 60 days of the event related to those data/results and always provided that copyright symbol appears together as follows below.

© DORNA WSBK ORGANIZATION Srl 2024