



Jerez 4.423 m

Prometeon Spanish Round, 18-20 October 2024 Results Race 1

Laps 20 = 88,460 Km - Time of Race 33'32.738 - Avg. 158,220 km/h

1 / 2

Pos	Grid	No. Rider	Nat	Team	Bike	Class	LL	Gap	Rel.	Fastest Lap	Speed	Qualifying	Speed
1	1	11 N. BULEGA	ITA	Aruba.it Racing - Ducati	Ducati Panigale V4R		20			1'39.371	278,9	1'37.596	279,6
2	2	54 T. RAZGATLIOGLU	TUR	ROKIT BMW Motorrad WorldSBK Team	BMW M 1000 RR		20	6.067	6.067	1'39.489	278,9	1'38.202	280,3
3	6	55 A. LOCATELLI	ITA	Pata Prometeon Yamaha	Yamaha YZF R1		20	9.361	3.294	1'40.098	272,0	1'38.665	275,4
4	3	22 A. LOWES	GBR	Kawasaki Racing Team WorldSBK	Kawasaki ZX-10RR		20	11.249	1.888	1'40.232	281,7	1'38.302	279,6
5	5	7 I. LECUONA	ESP	Team HRC	Honda CBR1000 RR-R		20	13.597	2.348	1'40.022	280,3	1'38.591	271,3
6	7	60 M. VAN DER MARK	NED	ROKIT BMW Motorrad WorldSBK Team	BMW M 1000 RR		20	14.976	1.379	1'40.466	282,5	1'38.680	278,9
7	10	97 X. VIERGE	ESP	Team HRC	Honda CBR1000 RR-R		20	15.762	0.786	1'40.282	282,5	1'38.677	279,6
8	14	47 A. BASSANI	ITA	Kawasaki Racing Team WorldSBK	Kawasaki ZX-10RR		20	16.285	0.523	1'40.312	278,9	1'38.917	277,5
9	13	77 D. AEGERTER	SUI	GYTR GRT Yamaha WorldSBK Team	Yamaha YZF R1		20	16.715	0.430	1'40.388	279,6	1'38.868	273,3
10	9	31 G. GERLOFF	USA	Bonovo Action BMW	BMW M 1000 RR		20	16.854	0.139	1'40.735	281,0	1'38.774	281,0
11	16	65 J. REA	GBR	Pata Prometeon Yamaha	Yamaha YZF R1		20	19.768	2.914	1'40.772	276,8	1'38.953	274,7
12	11	29 A. IANNONE	ITA	Team GoEleven	Ducati Panigale V4R	IND	20	19.773	0.005	1'40.484	282,5	1'38.822	282,5
13	17	14 S. LOWES	GBR	ELF Marc VDS Racing Team	Ducati Panigale V4R	IND	20	27.133	7.360	1'41.120	276,8	1'39.019	275,4
14	12	45 S. REDDING	GBR	Bonovo Action BMW	BMW M 1000 RR		20	30.105	2.972	1'41.173	279,6	1'38.858	280,3
15	20	49 T. NAGASHIMA	JPN	Team HRC	Honda CBR1000 RR-R	IND	20	33.520	3.415	1'41.600	281,0	1'39.792	278,2
16	18	53 T. RABAT	ESP	Kawasaki Puccetti Racing	Kawasaki ZX-10RR	IND	20	34.316	0.796	1'41.581	281,0	1'39.248	276,8
17	19	28 B. RAY	GBR	Yamaha Motoxrcing WorldSBK Team	Yamaha YZF R1	IND	20	37.431	3.115	1'41.113	274,7	1'39.273	273,3
18	22	5 P. OETTL	GER	GMT94 Yamaha	Yamaha YZF R1	IND	20	40.497	3.066	1'41.500	273,3	1'40.154	270,7
19	21	52 A. DELBIANCO	ITA	GYTR GRT Yamaha WorldSBK Team	Yamaha YZF R1		20	43.443	2.946	1'41.532	274,7	1'39.945	274,7
20	26	75 I. LOPES	POR	PETRONAS MIE Racing Honda	Honda CBR1000 RR-R	IND	20	52.599	9.156	1'42.074	276,8	1'41.164	266,1
21	27	91 L. BERNARDI	SMR	Yamaha Motoxrcing WorldSBK Team	Yamaha YZF R1	IND	20	54.917	2.318	1'42.644	272,0	1'41.230	266,7
22	25	33 K. RYDE	GBR	DMG Racing	Yamaha YZF R1	IND	20	1'01.629	6.712	1'42.366	275,4	1'41.008	268,7
23	15	1 A. BAUTISTA	ESP	Aruba.it Racing - Ducati	Ducati Panigale V4R		20	1'02.084	0.455	1'40.497	283,2	1'38.938	283,2
24	23	95 T. MACKENZIE	GBR	PETRONAS MIE Racing Honda	Honda CBR1000 RR-R	IND	20	1'23.414	21.330	1'42.473	276,8	1'40.488	274,0
-----Not Classified-----													
RET	8	21 M. RINALDI	ITA	Team Motocorsa Racing	Ducati Panigale V4R	IND	5	15 Laps		1'40.229	282,5	1'38.750	276,1
RET	24	46 T. BRIDEWELL	GBR	Honda Racing UK	Honda CBR1000 RR-R	IND	0				276,1	1'40.643	272,7
RET	4	9 D. PETRUCCI	ITA	Barni Spark Racing Team	Ducati Panigale V4R	IND	0					1'38.354	278,9

AIR	Humidity:	55%	Temp:	24°C
TRACK	Condition:	Dry	Temp:	30°C

Records	Pole [SP]	2024	N.Bulega	1'37.596	163,150 Km/h
	Race [SPRC]	2019	A.Bautista	1'39.004	160,830 Km/h
	All Times [SP]	2024	N.Bulega	1'37.596	163,150 Km/h
	Race Fastest Lap	Lap 2	N.Bulega	1'39.371	160,236 Km/h

LAP LEADERS					
No. Rider	From	To	Laps	Total	
11 N. BULEGA	1	20	20	20	

TOTAL LEADER LAPS					
No. Rider	Laps				
54 T. RAZGATLIOGLU	230				
11 N. BULEGA	119				
1 A. BAUTISTA	62				
9 D. PETRUCCI	58				
29 A. IANNONE	28				
22 A. LOWES	21				
24 N. SPINELLI	14				
60 M. VAN DER MARK	13				
55 A. LOCATELLI		8			
14 S. LOWES		5			
87 R. GARDNER		5			
31 G. GERLOFF		4			

19/10/2024 Start 14:00 End 14:36 The results are provisional until the end of the time limit for protests and appeals and the completion of the technical checks.

These data/results cannot be reproduced, stored and/or transmitted in whole or in part by any manner of electronic, mechanical, photocopying, recording, broadcasting or otherwise now known or herein after developed without the previous express consent by the copyright owner, except for reproduction in daily press and regular printed publications on sale to the public within 60 days of the event related to those data/results and always provided that copyright symbol appears together as follows below.

© DORNA WSBK ORGANIZATION Srl 2024



Prometeon Spanish Round, 18-20 October 2024
Results Race 1

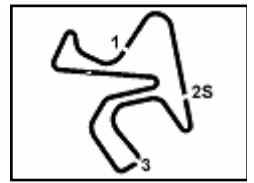
Race Highlights

Time	No. Rider	Description
12.45.00		Official Ambient Air Temperature 22.3°C - Humidity 68% - Atmospheric Pressure 1024.6mbar - Fuel flow limit 48.6kg/h
13.40.00		Sighting Lap Started
13.57.47		Warm Up Lap Started
14.00.21		Start of Session
14.01.03	9 D. PETRUCCI	#9 Crashed - Turn 5
14.01.27	9 D. PETRUCCI	#9 Not Actively Competing
14.01.34	46 T. BRIDEWELL	#46 Crashed - Turn 6
14.01.35	95 T. MACKENZIE	#95 Crashed - Turn 6
14.01.40		No Jump Starts
14.01.45	95 T. MACKENZIE	#95 Rejoined
14.02.07	46 T. BRIDEWELL	#46 Not Actively Competing
14.02.55	1 A. BAUTISTA	#1 Crashed - Turn 6
14.03.18	1 A. BAUTISTA	#1 Rejoined
14.10.12	21 M. RINALDI	#21 Technical Problem - Rider is slowing down - Turn 8
14.10.28	21 M. RINALDI	#21 Rejoined
14.10.35	21 M. RINALDI	#21 Entered Pit Lane
14.16.45	21 M. RINALDI	#21 Retired
14.20.28	46 T. BRIDEWELL	#46 Medical Centre
14.22.09		2/3 of Race Distance Completed
14.29.45	1 A. BAUTISTA	#1 Crashed - Turn 2
14.29.57	1 A. BAUTISTA	#1 Rejoined
14.33.56		2024 WorldSBK World Champion: Razgatlioglu T.
14.34.15		2024 WorldSBK Winning Manufacturer: Ducati
14.35.16		Results Confirmed
14.35.34		2024 WorldSBK Winning Team: Aruba.it Racing - Ducati
14.35.55		2024 WorldSBK Winning Referent Team: Aruba.it Racing - Ducati
14.36.11		End of Session

19/10/2024 Start End The results are provisional until the end of the time limit for protests and appeals and the completion of the technical checks.

These data/results cannot be reproduced, stored and/or transmitted in whole or in part by any manner of electronic, mechanical, photocopying, recording, broadcasting or otherwise now known or herein after developed without the previous express consent by the copyright owner, except for reproduction in daily press and regular printed publications on sale to the public within 60 days of the event related to those data/results and always provided that copyright symbol appears together as follows below.

© DORNA WSBK ORGANIZATION Srl 2024



Jerez 4.423 m

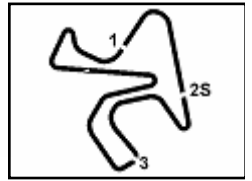
Prometeon Spanish Round, 18-20 October 2024 Riders Standings

1 / 3

Rider	Points	Points From First	Points From Previous	February 25 PHILLIP ISLAND		March 24 BARCELONA		April 21 ASSEN		June 16 MISANO		July 14 DONINGTON PARK		July 21 MOST		August 11 PORTIMAO		September 8 MAGNY-COURS		September 22 CREMONA CIRCUIT		September 29 ARAGON		October 13 ESTORIL		October 20 JEREZ		
				1	2	1	2	1	2	1	2	1	2	1	2	1	2	1	2	1	2	1	2	1	2	1	2	1
1 RAZGATLIOGLU Toprak (TUR)	493			11	7	25	16	20	25	25	25	25	25	25	25							20	20	25	25	20		
2 BULEGA Nicolo (ITA)	452	41		25	11	20	20	5	8	20	20	13	20	10	20	9	20	25	20	16	16	16	20	20	20	25		
3 BAUTISTA Alvaro (ESP)	356	137	96	1	20	16	25	16	20	16	16	16	11	13	20	20	20	16	20	13	25	13	25	16				
4 LOWES Alex (GBR)	298	195	58	13	25	10	10	11		11	13	20	16		7	11	16	13	11	9	11	9	13	4	13			
5 PETRUCCI Danilo (ITA)	291	202	7	8	16	9	11			7	10	9	10	20	16	11	16	20	25	25	11	10		9				
6 VAN DER MARK Michael (NED)	225	268	66	9	7	7	13	9	7	8		7	4	7	11	10	9	25	11	9	9	7	9	9	11	10		
7 LOCATELLI Andrea (ITA)	219	274	6	20		11	3	4	11	13	11	10	9	9	16	5	5	8	7	4	7	6	7		16			
8 IANNONE Andrea (ITA)	215	278	4	16	13	13		13		9	5	5		16	8		13	11	4		25	13	7	8	4			
9 GERLOFF Garrett (USA)	165	328	50	7	8	4	6		4	4		2	3	8	4	13	8	4	16	8	13	16	11	10	6			
10 GARDNER Remy (AUS)	140	353	25	4		1	9	13	16	10	8	6	5	11	13	6	4	10	6				1					
11 LECUONA Iker (ESP)	134	359	6			3				6	7	3	2		6	4	3	10	6	13	10	10	8	16	11			
12 VIERGE Xavi (ESP)	134	359	0	6	3	2	2	6	6					1	2	5	3	7	9	10	8	8	6	8	10	9		
13 REA Jonathan (GBR)	120	373	14			8		10		6		11	8	6	10	1	10				2	3	11	13	5			
14 REDDING Scott (GBR)	103	390	17	5		5		8		1	4	13		1	3		2	13	8	3	4	5	5	4	5	2		
15 BASSANI Axel (ITA)	102	391	1	4	5	6		7		5	9	4	6			8	1	5	5	11		4	4	6	8			
16 AEGERTER Dominique (SUI)	91	402	11	10	6	8	7	3	9			8	7	3		7	6							2	3	7		
17 RINALDI Michael Ruben (ITA)	73	420	18	2	10	5		3		2		1		5	9			7	1	7	3	3	2	5	7			
18 LOWES Sam (GBR)	51	442	22	3	9	4		10		3				4						5				3	3			
19 SPINELLI Nicholas (ITA)	25	468	26					25																				
20 RABAT Tito (ESP)	22	471	3			1		1		2				2	2			2		6				6				
21 RAY Bradley (GBR)	13	480	9	1				1						1						5	2	1		2				
22 DELBIANCO Alessandro (ITA)	10	483	3															6	3	1								
23 MACKENZIE Tarran (GBR)	7	486	3					2	5																			
24 OETTL Philipp (GER)	5	488	2	2				2		1																		
25 PIRRO Michele (ITA)	3	490	2							3																		
26 REITERBERGER Markus (GER)	3	490	0																	2	1							

19/10/2024 First Line: Race 1 & 2 - Second Line: Tissot Superpole Race
These data/results cannot be reproduced, stored and/or transmitted in whole or in part by any manner of electronic, mechanical, photocopying, recording, broadcasting or otherwise now known or herein after developed without the previous express consent by the copyright owner, except for reproduction in daily press and regular printed publications on sale to the public within 60 days of the event related to those data/results and always provided that copyright symbol appears together as follows below.
© DORNA WSBK ORGANIZATION Srl 2024





Jerez 4.423 m

Prometeon Spanish Round, 18-20 October 2024
Riders Standings

2 / 3

	Points	Points From First	Points From Previous	February 25 PHILIP ISLAND	March 24 BARCELONA	April 21 ASSEN	June 16 MISANO	July 14 DONINGTON PARK	July 21 MOST	August 11 PORTIMAO	September 8 MAGNY-COURS	September 22 CREMONA CIRCUIT	September 29 ARAGON	October 13 ESTORIL	October 20 JEREZ			
27 LOPES Ivo (POR)	2	491	1											1	1			
28 NAGASHIMA Tetsuta (JPN)	1	492	1												1			

19/10/2024

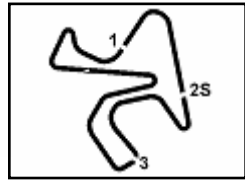
First Line: Race 1 & 2 - Second Line: Tissot Superpole Race

These data/results cannot be reproduced, stored and/or transmitted in whole or in part by any manner of electronic, mechanical, photocopying, recording, broadcasting or otherwise now known or herein after developed without the previous express consent by the copyright owner, except for reproduction in daily press and regular printed publications on sale to the public within 60 days of the event related to those data/results and always provided that copyright symbol appears together as follows below.

© DORNA WSBK ORGANIZATION Srl 2024

FICR PERUGIA TIMING





Jerez 4.423 m

Prometeon Spanish Round, 18-20 October 2024
Riders Standings

Points	Points From First	Points From Previous	Independent Riders															
			February 25 PHILIP ISLAND	March 24 BARCELONA	April 21 ASSEN	June 16 MISANO	July 14 DONINGTON PARK	July 21 MOST	August 11 PORTIMAO	September 8 MAGNY-COURS	September 22 CREMONA CIRCUIT	September 29 ARAGON	October 13 ESTORIL	October 20 JEREZ				
1	PETRUCCI Danilo (ITA)	291	8 16	9 11 3		7 10 1	9 10 1	20 6	16 11 9	16 20 7	25 25 12	11 10 4	9 5					
2	IANNONE Andrea (ITA)	215 76	16 13	13 9	13	9 5 5	5	16 8 3	13 1	11 4	7	25 13 6	7 8 1	4				
3	RINALDI Michael Ruben (ITA)	73 218 142	2 10 1	5	3	2	1	5 9		7 1	7 3	3 2	5 7					
4	LOWES Sam (GBR)	51 240 22	3 9 2	4	10 3	3	2	4			5		3	3				
5	SPINELLI Nicholas (ITA)	25 266 26			25													
6	RABAT Tito (ESP)	22 269 3		1	1	2		2	2	2	6		6					
7	RAY Bradley (GBR)	13 278 9	1		1			1			5 2	1	2					
8	MACKENZIE Tarran (GBR)	7 284 6			2 5													
9	QETTL Philipp (GER)	5 286 2	2		2	1												
10	LOPES Ivo (POR)	2 289 3											1 1					
11	NAGASHIMA Tetsuta (JPN)	1 290 1														1		
12	DELBIANCO Alessandro (ITA)	1 290 0									1							

19/10/2024

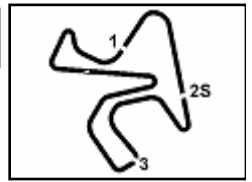
First Line: Race 1 & 2 - Second Line: Tissot Superpole Race

These data/results cannot be reproduced, stored and/or transmitted in whole or in part by any manner of electronic, mechanical, photocopying, recording, broadcasting or otherwise now known or herein after developed without the previous express consent by the copyright owner, except for reproduction in daily press and regular printed publications on sale to the public within 60 days of the event related to those data/results and always provided that copyright symbol appears together as follows below.

© DORNA WSBK ORGANIZATION Srl 2024

FICR PERUGIA TIMING





Jerez 4.423 m

Prometeon Spanish Round, 18–20 October 2024
Manufacturers Standings

	Points	Points From First	Points From Previous	February 25 PHILLIP ISLAND	March 24 BARCELONA	April 21 ASSEN	June 16 MISANO	July 14 DONINGTON PARK	July 21 MOST	August 11 PORTIMAO	September 8 MAGNY-COURS	September 22 CREMONA CIRCUIT	September 29 ARAGON	October 13 ESTORIL	October 20 JEREZ			
1 DUCATI	612			25 20 6	20 25 9	25 20 12	20 20 9	16 20 9	20 20 9	20 20 9	20 25 12	25 25 12	25 25 12	20 20 12	25			
2 BMW	572	40		11 8 7	25 16 12	20 25 2	25 25 12	25 25 12	25 25 12	25 25 12	25 16 6	9 13 1	20 20 9	25 25 9	20			
3 KAWASAKI	321	291	251	13 25 12	10 10 5	11 1 7	11 13 7	20 16 5	7 7	11 16 7	5 13 9	11 11 9	9 4	13 6 4	13			
4 YAMAHA	294	318	27	20 6 9	11 9 2	13 16 6	13 11 6	11 9 7	11 16 5	7 10 2	8 10 1	6 7 3	6 7	11 13 6	16			
5 HONDA	182	430	112	6 3	3 2	6 6	6 7 3	3 2	2 6	4 7 3	10 9 5	13 10 5	10 8 3	16 10 3	11			

19/10/2024 First Line: Race 1 & 2 - Second Line: Tissot Superpole Race

These data/results cannot be reproduced, stored and/or transmitted in whole or in part by any manner of electronic, mechanical, photocopying, recording, broadcasting or otherwise now known or herein after developed without the previous express consent by the copyright owner, except for reproduction in daily press and regular printed publications on sale to the public within 60 days of the event related to those data/results and always provided that copyright symbol appears together as follows below.

© DORNA WSBK ORGANIZATION Srl 2024

FICR PERUGIA TIMING





Prometeon Spanish Round, 18-20 October 2024

Teams Standings

		February 25 PHILIP ISLAND	March 24 BARCELONA	April 21 ASSEN	June 16 MISANO	July 14 DOWINGTON PARK	July 21 MOST	August 11 PORTIMAO	September 8 MAGNY-COURS	September 22 CREMONA CIRCUIT	September 29 ARAGON	October 13 ESTORIL	October 20 JEREZ				
1	Aruba.it Racing - Ducati	808															
	BULEGA Nicola	452	25 11 5	20 20 6	5 8 9	20 20 9	13 20 9	10 20 9	9 20 5	25 12	20 16 6	16 7	20 20 12	25			
	BAUTISTA Alvaro	356	1 20 6	16 25 7	16 20 12	16 16	16 11 4	13	20 4	20	16 20 4	13 25 12	16 7				
	PIRRO Michele				→												
2	ROKIT BMW Motorrad WorldSBK Team	721 [-87]															
	RAZGATLIOGLU Toprak	493	11 7	25 16 12	20 25 1	25 25 12	25 25 12	25 25 12	25 25 12		20 20 9	25 25 9	20				
	VAN DER MARK Michael	225	9 7	7 13 4	9 7 2	8	7 4	7 11 1	10 9 6	25 11 2	9 9 2	7 9 2	9 11	10			
	REITERBERGER Markus	3									2 1						
3	Kawasaki Racing Team WorldSBK	400 [-408]															
	LOWES Alex	298	13 25 12	10 10 5	11 7	11 13 7	20 16 5	7	11 16 7	13 9	11 9	9	13 4 4	13			
	BASSANI Axel	102	4 5	6	7	5 9 4	4 6		8 1	5 5	11	4 4	6 8				
4	Pata Prometeon Yamaha	339 [-469]															
	LOCATELLI Andrea	219	20 9	11 3 2	4 11 4	13 11 6	10 9 3	9 16 4	5 5	8 7	4 7 3	6 7	6	16			
	REA Jonathan	120		8	10 5	6 2	11 8 7	6 10 2	1 10			2 3	11 13	5			
5	Barni Spark Racing Team	316 [-492]															
	PETRUCCI Danilo	291	8 16	9 11 3		7 10 1	9 10 1	20 6	16 11 9	16 20 7	25 25 12	11 10 4	9 5				
	SPINELLI Nicholas	25			25												
6	Bonovo Action BMW	268 [-540]															
	GERLOFF Garrett	165	7 8	4 6	4 4	2 3	8 4	13 8	4 16 4	8 13 1	16 11 5	10	6				
	REDDING Scott	103	5	5 8	1 4	13 6	1 3	2	13 8 6	3 4	5 5	4 5	2				
7	Team HRC	268 [-540]															
	LECUONA Iker	134		3		6 7 3	3 2	6	4 3	10 6 3	13 10 5	10 8 3	16 2	11			
	VIERGE Xavi	134	6 3	2 2	6 6		1	2 5	3 7 3	9 9 5	10 8 2	8 6 1	8 10 3	9			
	NAGASHIMA Tetsuta													→			
8	GYTR GRT Yamaha WorldSBK Team	240 [-568]															
	GARDNER Remy	140	4 4 1	1 9 1	13 16 6	10 8	6 5	11 13 5	6 4	10 1	6	1					
	AEGERTER Dominique	91	10 6 3	8 7	3 9		8 7	3	7 6 2				2 3	7			
	DELBIANCO Alessandro	9								6 3							
9	Team GoEleven	215 [-593]															
	IANNONE Andrea	215	16 13	13 9	13 9 5 5	5	16 8 3	13 1	11 4	7	25 13 6	7 8 1	4				
10	Team Motocorsa Racing	73 [-735]															
	RINALDI Michael Ruben	73	2 10 1	5	3 2	1	5 9		7 1	7 3	3 2	5 7					

19/10/2024

These data/results cannot be reproduced, stored and/or transmitted in whole or in part by any manner of electronic, mechanical, photocopying, recording, broadcasting or otherwise now known or herein after developed without the previous express consent by the copyright owner, except for reproduction in daily press and regular printed publications on sale to the public within 60 days of the event related to those data/results and always provided that copyright symbol appears together as follows below.

© DORNA WSBK ORGANIZATION Srl 2024

FICR PERUGIA TIMING





Prometeon Spanish Round, 18-20 October 2024

Teams Standings

		February 25 PHILIP ISLAND	March 24 BARCELONA	April 21 ASSEN	June 16 MISANO	July 14 DONINGTON PARK	July 21 MOST	August 11 PORTIMAO	September 8 MAGNY-COURS	September 22 CREMONA CIRCUIT	September 29 ARAGON	October 13 ESTORIL	October 20 JEREZ		
11	ELF Marc VDS Racing Team	51 [-757]													
	LOWES Sam	51	3 9 2	4	10 3	3	2	4		5		3	3		
12	Kawasaki Puccetti Racing	22 [-786]													
	RABAT Tito	22		1	1	2		2	2	2	6		6		
13	Yamaha Motoxracing WorldSBK Team	14 [-794]													
	RAY Bradley	13	1		1			1		5	2	1	2		
	DELBIANCO Alessandro	1								1					
14	PETRONAS MIE Racing Honda	9 [-799]													
	MACKENZIE Tarran	7			2	5									
	LOPES Ivo	2										1	1		
15	GMT94 Yamaha	5 [-803]													
	DETTL Philipp	5	2		2	1									

19/10/2024

These data/results cannot be reproduced, stored and/or transmitted in whole or in part by any manner of electronic, mechanical, photocopying, recording, broadcasting or otherwise now known or herein after developed without the previous express consent by the copyright owner, except for reproduction in daily press and regular printed publications on sale to the public within 60 days of the event related to those data/results and always provided that copyright symbol appears together as follows below.

© DORNA WSBK ORGANIZATION Srl 2024

FICR PERUGIA TIMING





Prometeon Spanish Round, 18-20 October 2024

Teams Standings

	February 25 PHILLIP ISLAND	March 24 BARCELONA	April 21 ASSEN	June 16 MISANO	July 14 DONINGTON PARK	July 21 MOST	August 11 PORTIMAO	September 8 MAGNY-COURS	September 22 CREMONA CIRCUIT	September 29 ARAGON	October 13 ESTORIL	October 20 JEREZ			
--	-------------------------------	-----------------------	-------------------	-------------------	---------------------------	-----------------	-----------------------	----------------------------	---------------------------------	------------------------	-----------------------	---------------------	--	--	--

Referent Teams

1 Aruba.it Racing - Ducati															
808															
BULEGA Nicolo	452	25 11 5	20 20 6	5 8 9	20 20 9	13 20 9	10 20 9	9 20 5	25 12	20 16 6	16 7	20 20 12	25		
BAUTISTA Alvaro	356	1 20 6	16 25 7	16 20 12	16 16	16 11 4	13	20 4	20	16 20 4	13 25 12	16 7			
PIRRO Michele					↓										
2 ROKIT BMW Motorrad WorldSBK Team															
721 [-87]															
RAZGATLIOGLU Toprak	493	11 7	25 16 12	20 25 1	25 25 12	25 25 12	25 25 12	25 25 12			20 20 9	25 25 9	20		
VAN DER MARK Michael	225	9 7	7 13 4	9 7 2	8	7 4	7 11 1	10 9 6	25 11 2	9 9	7 9 2	9 11	10		
REITERBERGER Markus	3									2 1					
3 Kawasaki Racing Team WorldSBK															
400 [-408]															
LOWES Alex	298	13 25 12	10 10 5	11 7	11 13 7	20 16 5	7 7	11 16 7	13 9	11 9	9	13 4 4	13		
BASSANI Axel	102	4 5	6	7	5 9 4	4 6		8 1	5 5	11	4 4	6 8			
4 Pata Prometeon Yamaha															
339 [-469]															
LOCATELLI Andrea	219	20 9	11 3 2	4 11 4	13 11 6	10 9 3	9 16 4	5 5	8 7	4 7 3	6 7	6	16		
REA Jonathan	120		8	10 5	6 2	11 8 7	6 10 2	1 10			2 3	11 13	5		
5 Bonovo Action BMW															
268 [-540]															
GERLOFF Garrett	165	7 8	4 6	4 4	2 3	8 4	13 8	4 16 4	8 13 1	16 11 5	10	6			
REDDING Scott	103	5	5	8	1 4	13 6	1 3	2	13 8 6	3 4	5 5	4 5	2		
6 Team HRC															
268 [-540]															
LECUONA Iker	134		3		6 7 3	3 2	6	4 3	10 6 3	13 10 5	10 8 3	16 2	11		
VIERGE Xavi	134	6 3	2 2	6 6		1	2 5	3 7 3	9 9 5	10 8 2	8 6 1	8 10 3	9		
NAGASHIMA Tetsuta													→		
7 GYTR GRT Yamaha WorldSBK Team															
240 [-568]															
GARDNER Remy	140	4 4	1 9 1	13 16 6	10 8	6 5	11 13 5	6 4	10 1	6	1				
AEGERTER Dominique	91	10 6 3	8 7	3 9		8 7	3	7 6 2				2 3	7		
DELBIANCO Alessandro	9								6 3						

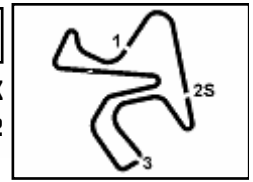
19/10/2024

These data/results cannot be reproduced, stored and/or transmitted in whole or in part by any manner of electronic, mechanical, photocopying, recording, broadcasting or otherwise now known or herein after developed without the previous express consent by the copyright owner, except for reproduction in daily press and regular printed publications on sale to the public within 60 days of the event related to those data/results and always provided that copyright symbol appears together as follows below.

© DORNA WSBK ORGANIZATION Srl 2024

FICR PERUGIA TIMING





Prometeon Spanish Round, 18-20 October 2024
Teams Standings

	February 25 PHILLIP ISLAND	March 24 BARCELONA	April 21 ASSEN	June 16 MISANO	July 14 DONINGTON PARK	July 21 MOST	August 11 PORTIMAO	September 8 MAGNY-COURS	September 22 CREMONA CIRCUIT	September 29 ARAGON	October 13 ESTORIL	October 20 JEREZ						
--	-------------------------------	-----------------------	-------------------	-------------------	---------------------------	-----------------	-----------------------	----------------------------	---------------------------------	------------------------	-----------------------	---------------------	--	--	--	--	--	--

Independent Teams																		
1 Barni Spark Racing Team 316																		
PETRUCCI Danilo	291	8 16	9 11		7 10	9 10	20 6	16 11	16 20	25 25	11 10	5 9						
SPINELLI Nicholas	25			25														
2 Team GoEleven 215 [-101]																		
IANNONE Andrea	215	16 13	13 9	13	9 5	5	16 8	13 1	11 4	7	25 13	7 8	4					
3 Team Motocorsa Racing 73 [-243]																		
RINALDI Michael Ruben	73	2 10	5	3	2	1	5 9		7 1	7 3	3 2	5 7						
4 ELF Marc VDS Racing Team 51 [-265]																		
LOWES Sam	51	3 9	4	10	3	2	4			5		3	3					
5 Kawasaki Puccetti Racing 22 [-294]																		
RABAT Tito	22		1	1	2		2	2	2	6		6						
6 Yamaha Motoxrcing WorldSBK Team 14 [-302]																		
RAY Bradley	13	1		1			1			5 2	1	2						
DELBIANCO Alessandro	1									1								
7 PETRONAS MIE Racing Honda 9 [-307]																		
MACKENZIE Tarran	7			2 5														
LOPES Ivo	2											1 1						
8 GMT94 Yamaha 5 [-311]																		
OETTL Philipp	5	2		2	1													

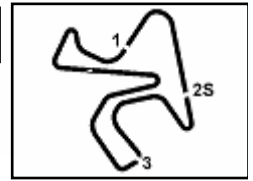
19/10/2024

These data/results cannot be reproduced, stored and/or transmitted in whole or in part by any manner of electronic, mechanical, photocopying, recording, broadcasting or otherwise now known or herein after developed without the previous express consent by the copyright owner, except for reproduction in daily press and regular printed publications on sale to the public within 60 days of the event related to those data/results and always provided that copyright symbol appears together as follows below.

© DORNA WSBK ORGANIZATION Srl 2024

FICR PERUGIA TIMING





Prometeon Spanish Round, 18–20 October 2024
Pirelli Best Lap Award

	Points	Points From First	Points From Previous	February 25 PHILLIP ISLAND	March 24 BARCELONA	April 21 ASSEN	June 16 MISANO	July 14 DONINGTON PARK	July 21 MIST	August 11 PORTIMAO	September 8 MAGNY-COURS	September 22 CREMONA CIRCUIT	September 29 ARAGON	October 13 ESTORIL	October 20 JEREZ			
1 BULEGA Nicolo (ITA)	7			1 1	1		1				1	1			1			
2 RAZGATLIOGLU Toprak (TUR)	7	0				1	1	1 1	1					1 1				
3 BAUTISTA Alvaro (ESP)	3	4	4							1 1			1					
4 IANNONE Andrea (ITA)	2	5	1									1	1					
5 LOCATELLI Andrea (ITA)	1	6	1								1							
6 VAN DER MARK Michael (NED)	1	6	0						1									
7 GARDNER Remy (AUS)	1	6	0			1												
8 LOWES Sam (GBR)	1	6	0		1													

19/10/2024

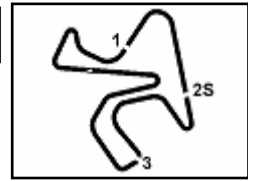
First Line: Race 1 & 2 - Second Line: Tissot Superpole Race

These data/results cannot be reproduced, stored and/or transmitted in whole or in part by any manner of electronic, mechanical, photocopying, recording, broadcasting or otherwise now known or herein after developed without the previous express consent by the copyright owner, except for reproduction in daily press and regular printed publications on sale to the public within 60 days of the event related to those data/results and always provided that copyright symbol appears together as follows below.

© DORNA WSBK ORGANIZATION Srl 2024

FICR PERUGIA TIMING





Prometeon Spanish Round, 18-20 October 2024

Best Finish Award Race 1

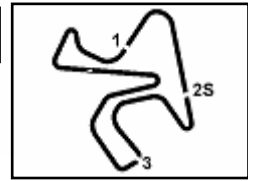
Points	Points From First	Points From Previous	Races												
			February 25 PHILLIP ISLAND	March 24 BARCELONA	April 21 ASSEN	June 16 MISANO	July 14 DONINGTON PARK	July 21 MOST	August 11 PORTIMAO	September 8 MAGNY-COURS	September 22 CREMONA CIRCUIT	September 29 ARAGON	October 13 ESTORIL	October 20 JEREZ	
1 BAUTISTA Alvaro (ESP)	75		<u>11</u> 2 3 1	<u>4</u> 2 3 3	<u>4</u> 2 3 3	<u>2</u> 8 3 3	<u>8</u> 1 3 5	<u>6</u> 4 3 4	<u>4</u> 2 2 2	<u>15</u> 4 2 2	<u>10</u> 4 3 2				
2 LECUONA Iker (ESP)	73	2	<u>4</u> 13			<u>4</u> 10	<u>5</u> 4 13 14	<u>6</u> 10	<u>11</u> 9 12 13	<u>12</u> 6	<u>4</u> 4	<u>3</u> 6	<u>11</u> 3		
3 VAN DER MARK Michael (NED)	72	3 1	<u>9</u> 7	<u>2</u> 4	<u>6</u> 2 7 9	<u>8</u> 8		<u>7</u> 4 9 5		<u>4</u> 3 1 5	<u>8</u> 9 7 7	<u>2</u> 1 9 7	<u>6</u> 5	<u>1</u> 6	
4 GERLOFF Garrett (USA)	56	19 16	<u>5</u> 1 9 8	<u>1</u> 4 12 10	<u>1</u> 5 16 12	<u>1</u> 12			<u>5</u> 4 4 8	<u>3</u> 3	<u>3</u> 5 8 4	<u>7</u> 3	<u>11</u> 6		
5 OETTL Philipp (GER)	56	19 0	<u>2</u> 16	<u>4</u> 16	<u>4</u> 14	<u>5</u> 7 17 15	<u>3</u> 1 18 20	<u>2</u> 18			<u>4</u> 3 16 17	<u>3</u> 17	<u>7</u> 7 17 16	<u>4</u> 18	
6 BASSANI Axel (ITA)	54	21 2	<u>3</u> 12	<u>5</u> 10	<u>7</u> 9		<u>4</u> 6 12 10	<u>2</u> 16	<u>4</u> 8		<u>7</u> 5	<u>4</u> 2 12 12	<u>4</u> 10	<u>6</u> 8	
7 REDDING Scott (GBR)	53	22 1	<u>9</u> 11	<u>1</u> 11	<u>7</u> 8	<u>5</u> 8 15 12			<u>2</u> 14		<u>1</u> 2 13 12	<u>3</u> 1 11 11	<u>7</u> 7 12 11		
8 RINALDI Michael Ruben (ITA)	51	24 2		<u>5</u> 11		<u>4</u> 2 14 16		<u>5</u> 7	<u>1</u> 1 16 16	<u>5</u> 9	<u>7</u> 4 9 13	<u>5</u> 2 13 14	<u>4</u> 11	<u>6</u> 9	
9 RAY Bradley (GBR)	47	28 4	<u>1</u> 15	<u>3</u> 18	<u>5</u> 3 15 17	<u>5</u> 6 18 17	<u>1</u> 16	<u>2</u> 5 19 15	<u>1</u> 17			<u>2</u> 15	<u>5</u> 6 16 14	<u>2</u> 17	
10 PETRUCCI Danilo (ITA)	45	30 2	<u>4</u> 4 8 3	<u>3</u> 2 7 5		<u>3</u> 3 9 6	<u>6</u> 3 7 6	<u>4</u> 2		<u>7</u> 1 3 2	<u>5</u> 1				
11 RABAT Tito (ESP)	44	31 1	<u>2</u> 1 18 16	<u>2</u> 15	<u>7</u> 15		<u>3</u> 1 17 19	<u>2</u> 4 17 14		<u>5</u> 14	<u>2</u> 10		<u>13</u> 10	<u>2</u> 16	
12 AEGERTER Dominique (SUI)	40	35 4	<u>3</u> 10	<u>2</u> 9	<u>6</u> 11 13 7		<u>1</u> 4 9 13	<u>4</u> 13	<u>1</u> 9				<u>4</u> 4 14 13	<u>4</u> 9	
13 IANNONE Andrea (ITA)	36	39 4			<u>7</u> 4		<u>8</u> 11		<u>5</u> 4	<u>9</u> 2 5 12		<u>1</u> 1	<u>3</u> 1 9 8		
14 GARDNER Remy (AUS)	36	39 0	<u>8</u> 12	<u>3</u> 7	<u>2</u> 1 4 3	<u>2</u> 8	<u>1</u> 11	<u>1</u> 4	<u>4</u> 3 10 12	<u>3</u> 6	<u>8</u> 10				
15 VIERGE Xavi (ESP)	35	40 1	<u>2</u> 10	<u>4</u> 5 14 14	<u>2</u> 3 10 10	<u>1</u> 16		<u>4</u> 11			<u>1</u> 6	<u>4</u> 8	<u>5</u> 1 8 6	<u>3</u> 7	
16 LOPES Ivo (POR)	32	43 3							<u>3</u> 1 19 20	<u>1</u> 19	<u>5</u> 3 19 20		<u>7</u> 6 15 15	<u>6</u> 20	
17 REA Jonathan (GBR)	31	44 1		<u>5</u> 8			<u>3</u> 5	<u>5</u> 2 10 6	<u>5</u> 6				<u>6</u> 4	<u>5</u> 11	
18 DELBIANCO Alessandro (ITA)	26	49 5								<u>7</u> 4 10 13	<u>7</u> 6 15 16			<u>2</u> 19	
19 NORRODIN Adam (MAS)	23	52 3	<u>2</u> 20	<u>3</u> 5 20 18	<u>4</u> 1 17 20	<u>4</u> 3 20 20			<u>1</u> 20						
20 MACKENZIE Tarran (GBR)	22	53 1	<u>2</u> 19	<u>6</u> 5 16 17	<u>3</u> 11	<u>2</u> 19						<u>3</u> 1 18 18			
21 LOCATELLI Andrea (ITA)	22	53 0	<u>4</u> 2	<u>4</u> 5	<u>1</u> 5	<u>2</u> 4	<u>1</u> 6	<u>1</u> 3 7 3		<u>1</u> 1 8 9		<u>1</u> 9		<u>3</u> 3	
22 REITERBERGER Markus (GER)	20	55 2									<u>11</u> 9 14 15				
23 LOWES Alex (GBR)	19	56 1	<u>4</u> 1	<u>1</u> 6			<u>7</u> 2 2 3						<u>5</u> 4		
24 RAZGATLIOGLU Toprak (TUR)	14	61 5	<u>1</u> 5		<u>1</u> 8 2 1							<u>3</u> 2	<u>1</u> 1		

19/10/2024

First Line: Championship Standings - Second Line: Race Position - Underline: Best Finisher

These data/results cannot be reproduced, stored and/or transmitted in whole or in part by any manner of electronic, mechanical, photocopying, recording, broadcasting or otherwise now known or herein after developed without the previous express consent by the copyright owner, except for reproduction in daily press and regular printed publications on sale to the public within 60 days of the event related to those data/results and always provided that copyright symbol appears together as follows below.

© DORNA WSBK ORGANIZATION Srl 2024



Prometeon Spanish Round, 18–20 October 2024

Best Finish Award Race 1

	Points	Points From First	Points From Previous	February 25 PHILLIP ISLAND	March 24 BARCELONA	April 21 ASSEN	June 16 MISANO	July 14 DONINGTON PARK	July 21 MOST	August 11 PORTIMAO	September 8 MAGNY-COURS	September 22 CREMONA CIRCUIT	September 29 ARAGON	October 13 ESTORIL	October 20 JEREZ			
25 BULEGA Nicolo (ITA)	14	61	0	5 5	2 2					3 2		1 3		3 2				
26 SPINELLI Nicholas (ITA)	10	65	4			10 1												
27 BERNARDI Luca (SMR)	8	67	2											2 17	6 21			
28 PIRRO Michele (ITA)	6	69	2				6 13											
29 GILLIM Hayden (USA)	6	69	0						2 21	4 18								
30 MERCADO Leandro (ARG)	6	69	0						2 20	4 17								
31 NAGASHIMA Tetsuta (JPN)	5	70	1												5 15			
32 BRIDEWELL Thomas (GBR)	5	70	0									5 18						
33 LOWES Sam (GBR)	4	71	1												4 13			
34 RYDE Kyle (GBR)	3	72	1												3 22			
35 FRITZ Marvin (GER)	3	72	0									2 17	1 18					
36 SYHRIN Hafizh (MAS)	1	74	2							1 18								

19/10/2024

First Line: Championship Standings - Second Line: Race Position - Underline: Best Finisher

These data/results cannot be reproduced, stored and/or transmitted in whole or in part by any manner of electronic, mechanical, photocopying, recording, broadcasting or otherwise now known or herein after developed without the previous express consent by the copyright owner, except for reproduction in daily press and regular printed publications on sale to the public within 60 days of the event related to those data/results and always provided that copyright symbol appears together as follows below.

© DORNA WSBK ORGANIZATION Srl 2024

FICR PERUGIA TIMING





Jerez 4.423 m

Prometeon Spanish Round, 18-20 October 2024

Best Sectors & Speed Race 1

RESULTS

Pos	Rank	Name	Team	Laps
1	11	N. BULEGA	Ducati Panigale V4R	Laps 20
2	54	T. RAZGATLIOGLU	BMW M 1000 RR	6.067
3	55	A. LOCATELLI	Yamaha YZF R1	9.361
4	22	A. LOWES	Kawasaki ZX-10RR	11.249
5	7	I. LECUONA	Honda CBR1000 RR-R	13.597
6	60	M. VAN DER MARK	BMW M 1000 RR	14.976
7	97	X. VIERGE	Honda CBR1000 RR-R	15.762
8	47	A. BASSANI	Kawasaki ZX-10RR	16.285
9	77	D. AEGERTER	Yamaha YZF R1	16.715
10	31	G. GERLOFF	BMW M 1000 RR	16.854
11	65	J. REA	Yamaha YZF R1	19.768
12	29	A. IANNONE	Ducati Panigale V4R	19.773
13	14	S. LOWES	Ducati Panigale V4R	27.133
14	45	S. REDDING	BMW M 1000 RR	30.105
15	49	T. NAGASHIMA	Honda CBR1000 RR-R	33.520
16	53	T. RABAT	Kawasaki ZX-10RR	34.316
17	28	B. RAY	Yamaha YZF R1	37.431
18	5	P. OETTL	Yamaha YZF R1	40.497
19	52	A. DELBIANCO	Yamaha YZF R1	43.443
20	75	I. LOPES	Honda CBR1000 RR-R	52.599
21	91	L. BERNARDI	Yamaha YZF R1	54.917
22	33	K. RYDE	Yamaha YZF R1	1'01.629
23	1	A. BAUTISTA	Ducati Panigale V4R	1'02.084
24	95	T. MACKENZIE	Honda CBR1000 RR-R	1'23.414
RET	21	M. RINALDI	Ducati Panigale V4R	15 Laps
RET	9	D. PETRUCCI	Ducati Panigale V4R	
RET	46	T. BRIDEWELL	Honda CBR1000 RR-R	

SPEED

Pos	Rank	Name	Team	Speed
1	1	A. BAUTISTA	Ducati Panigale V4R	283,2
2	21	M. RINALDI	Ducati Panigale V4R	282,5
3	60	M. VAN DER MARK	BMW M 1000 RR	282,5
4	97	X. VIERGE	Honda CBR1000 RR-R	282,5
5	29	A. IANNONE	Ducati Panigale V4R	282,5
6	22	A. LOWES	Kawasaki ZX-10RR	281,7
7	31	G. GERLOFF	BMW M 1000 RR	281,0
8	49	T. NAGASHIMA	Honda CBR1000 RR-R	281,0
9	53	T. RABAT	Kawasaki ZX-10RR	281,0
10	7	I. LECUONA	Honda CBR1000 RR-R	280,3
11	77	D. AEGERTER	Yamaha YZF R1	279,6
12	45	S. REDDING	BMW M 1000 RR	279,6
13	47	A. BASSANI	Kawasaki ZX-10RR	278,9
14	11	N. BULEGA	Ducati Panigale V4R	278,9
15	54	T. RAZGATLIOGLU	BMW M 1000 RR	278,9
16	95	T. MACKENZIE	Honda CBR1000 RR-R	276,8
17	75	I. LOPES	Honda CBR1000 RR-R	276,8
18	65	J. REA	Yamaha YZF R1	276,8
19	14	S. LOWES	Ducati Panigale V4R	276,8
20	46	T. BRIDEWELL	Honda CBR1000 RR-R	276,1
21	33	K. RYDE	Yamaha YZF R1	275,4
22	28	B. RAY	Yamaha YZF R1	274,7
23	52	A. DELBIANCO	Yamaha YZF R1	274,7
24	5	P. OETTL	Yamaha YZF R1	273,3
25	55	A. LOCATELLI	Yamaha YZF R1	272,0
26	91	L. BERNARDI	Yamaha YZF R1	272,0

SEG. 1

1	54	T. RAZGATLIOGLU	24.672
2	11	N. BULEGA	24.786
3	7	I. LECUONA	24.903
4	55	A. LOCATELLI	24.915
5	22	A. LOWES	24.973
6	97	X. VIERGE	24.985
7	21	M. RINALDI	24.999
8	31	G. GERLOFF	25.049
9	1	A. BAUTISTA	25.057
10	60	M. VAN DER MARK	25.060
11	65	J. REA	25.088
12	77	D. AEGERTER	25.095
13	47	A. BASSANI	25.097
14	29	A. IANNONE	25.123
15	45	S. REDDING	25.173
16	5	P. OETTL	25.197
17	28	B. RAY	25.202
18	14	S. LOWES	25.226
19	49	T. NAGASHIMA	25.263
20	53	T. RABAT	25.340
21	95	T. MACKENZIE	25.345
22	75	I. LOPES	25.371
23	52	A. DELBIANCO	25.404
24	33	K. RYDE	25.499
25	91	L. BERNARDI	25.538
26	9	D. PETRUCCI	31.883
27	46	T. BRIDEWELL	32.714

SEG. 2

1	11	N. BULEGA	14.495
2	60	M. VAN DER MARK	14.573
3	7	I. LECUONA	14.596
4	1	A. BAUTISTA	14.602
5	21	M. RINALDI	14.609
6	22	A. LOWES	14.622
7	54	T. RAZGATLIOGLU	14.639
8	65	J. REA	14.662
9	47	A. BASSANI	14.669
10	77	D. AEGERTER	14.669
11	29	A. IANNONE	14.683
12	97	X. VIERGE	14.690
13	53	T. RABAT	14.694
14	31	G. GERLOFF	14.734
15	55	A. LOCATELLI	14.741
16	49	T. NAGASHIMA	14.755
17	14	S. LOWES	14.769
18	45	S. REDDING	14.785
19	28	B. RAY	14.790
20	46	T. BRIDEWELL	14.799
21	52	A. DELBIANCO	14.802
22	95	T. MACKENZIE	14.855
23	5	P. OETTL	14.906
24	75	I. LOPES	14.951
25	33	K. RYDE	15.001
26	91	L. BERNARDI	15.072

SEG. 3

1	22	A. LOWES	29.566
2	11	N. BULEGA	29.650
3	54	T. RAZGATLIOGLU	29.685
4	7	I. LECUONA	29.825
5	55	A. LOCATELLI	29.838
6	47	A. BASSANI	29.946
7	97	X. VIERGE	29.976
8	1	A. BAUTISTA	29.985
9	77	D. AEGERTER	30.005
10	65	J. REA	30.013
11	60	M. VAN DER MARK	30.030
12	21	M. RINALDI	30.031
13	29	A. IANNONE	30.048
14	31	G. GERLOFF	30.059
15	28	B. RAY	30.133
16	14	S. LOWES	30.137
17	45	S. REDDING	30.164
18	5	P. OETTL	30.223
19	53	T. RABAT	30.326
20	49	T. NAGASHIMA	30.359
21	75	I. LOPES	30.387
22	52	A. DELBIANCO	30.434
23	95	T. MACKENZIE	30.564
24	91	L. BERNARDI	30.568
25	33	K. RYDE	30.614

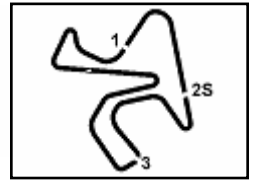
SEG. 4

1	11	N. BULEGA	30.322
2	54	T. RAZGATLIOGLU	30.374
3	7	I. LECUONA	30.393
4	21	M. RINALDI	30.431
5	60	M. VAN DER MARK	30.447
6	22	A. LOWES	30.478
7	77	D. AEGERTER	30.483
8	1	A. BAUTISTA	30.534
9	31	G. GERLOFF	30.548
10	55	A. LOCATELLI	30.569
11	97	X. VIERGE	30.588
12	47	A. BASSANI	30.600
13	29	A. IANNONE	30.615
14	65	J. REA	30.770
15	45	S. REDDING	30.778
16	52	A. DELBIANCO	30.849
17	14	S. LOWES	30.850
18	53	T. RABAT	30.887
19	49	T. NAGASHIMA	30.917
20	28	B. RAY	30.960
21	5	P. OETTL	30.964
22	33	K. RYDE	31.138
23	75	I. LOPES	31.237
24	91	L. BERNARDI	31.316
25	95	T. MACKENZIE	31.355

19/10/2024

These data/results cannot be reproduced, stored and/or transmitted in whole or in part by any manner of electronic, mechanical, photocopying, recording, broadcasting or otherwise now known or herein after developed without the previous express consent by the copyright owner, except for reproduction in daily press and regular printed publications on sale to the public within 60 days of the event related to those data/results and always provided that copyright symbol appears together as follows below.

© DORNA WSBK ORGANIZATION Srl 2024



Jerez 4.423 m

1 / 4

Prometeon Spanish Round, 18-20 October 2024
Lap Chart Race 1

Lap																				
	1	2	3	4	5	6	7	8	9	10	11	12	13	14	15	16	17	18	19	20
1	11	11	11	11	11	11	11	11	11	11	11	11	11	11	11	11	11	11	11	11
2	54	54	54	54	54	54	54	54	54	54	54	54	54	54	54	54	54	54	54	54
3	55	55	55	55	55	55	55	55	55	55	55	55	55	55	55	55	55	55	55	55
4	22	22	7	22	22	22	22	22	22	22	22	22	22	22	22	22	22	22	22	22
5	7	7	22	7	7	7	7	7	7	7	7	7	7	7	7	7	7	7	7	7
6	21	21	21	21	60	60	60	60	60	60	60	60	60	60	60	60	60	60	60	60
7	60	60	60	60	21	97	97	97	97	97	97	97	97	97	97	97	97	97	97	97
8	31	97	97	97	97	47	47	47	47	47	47	47	47	47	47	47	47	47	47	47
9	97	31	31	31	47	31	31	31	31	31	31	77	77	77	77	77	77	77	77	77
10	1	47	47	47	31	77	77	77	77	77	77	31	31	31	31	31	31	31	31	31
11	47	77	77	77	77	29	29	29	29	65	65	65	65	65	65	65	65	65	65	65
12	45	45	29	29	29	65	65	65	29	29	29	29	29	29	29	29	29	29	29	29
13	77	29	65	65	65	45	45	45	45	14	14	14	14	14	14	14	14	14	14	14
14	29	65	45	45	45	28	14	14	14	45	45	45	45	45	45	45	45	45	45	45
15	65	28	28	28	28	14	28	28	28	53	53	53	53	49	49	49	49	49	49	49
16	28	14	14	14	14	53	53	53	49	49	49	49	49	53	53	53	53	53	53	53
17	14	53	53	53	53	49	49	49	49	28	28	28	28	28	28	28	28	28	28	28
18	53	49	49	49	49	52	5	5	5	5	5	5	5	5	5	5	1	5	5	5
19	49	52	52	52	52	5	52	52	52	52	52	52	52	1	1	1	5	52	52	52
20	52	5	5	5	5	75	75	75	75	75	75	1	1	1	52	52	52	75	75	75
21	33	33	75	75	75	33	33	33	91	91	1	75	75	75	75	75	91	91	91	91
22	5	75	33	33	33	91	91	91	33	1	91	91	91	91	91	91	91	33	33	33
23	75	91	91	91	91	1	1	1	33	33	33	33	33	33	33	33	33	1	1	1
24	91	1	1	1	1	95	95	95	95	95	95	95	95	95	95	95	95	95	95	95
25	95	95	95	95	95															

Final Result		
1	11 N. BULEGA	Laps 20
2	54 T. RAZGATLIOGLU	6.067
3	55 A. LOCATELLI	9.361
4	22 A. LOWES	11.249
5	7 I. LECUONA	13.597
6	60 M. VAN DER MARK	14.976
7	97 X. VIERGE	15.762
8	47 A. BASSANI	16.285
9	77 D. AEGERTER	16.715
10	31 G. GERLOFF	16.854
11	65 J. REA	19.768
12	29 A. IANNONE	19.773
13	14 S. LOWES	27.133
14	45 S. REDDING	30.105
15	49 T. NAGASHIMA	33.520
16	53 T. RABAT	34.316
17	28 B. RAY	37.431
18	5 P. OETTL	40.497
19	52 A. DELBIANCO	43.443
20	75 I. LOPES	52.599
21	91 L. BERNARDI	54.917
22	33 K. RYDE	1'01.629
23	1 A. BAUTISTA	1'02.084
24	95 T. MACKENZIE	1'23.414
RET	21 M. RINALDI	15 Laps
RET	9 D. PETRUCCI	
RET	46 T. BRIDEWELL	

19/10/2024
These data/results cannot be reproduced, stored and/or transmitted in whole or in part by any manner of electronic, mechanical, photocopying, recording, broadcasting or otherwise now known or herein after developed without the previous express consent by the copyright owner, except for reproduction in daily press and regular printed publications on sale to the public within 60 days of the event related to those data/results and always provided that copyright symbol appears together as follows below.
© DORNA WSBK ORGANIZATION Srl 2024





Jerez 4.423 m

Prometeon Spanish Round, 18-20 October 2024

Lap Chart Race 1

2 / 4

Lap 1

1	11	N.Bulega	1'44.149
2	54	T.Razgatlioglu	0.434
3	55	A.Locatelli	1.047
4	22	A.Lowes	1.091
5	7	I.Lecuona	1.453
6	21	M.Rinaldi	1.672
7	60	M.van der Mark	1.857
8	31	G.Gerloff	2.192
9	97	X.Vierge	2.540
10	1	A.Bautista	2.979
11	47	A.Bassani	3.184
12	45	S.Redding	3.219
13	77	D.Aegerter	3.460
14	29	A.Iannone	3.584
15	65	J.Rea	3.906
16	28	B.Ray	4.203
17	14	S.Lowes	4.362
18	53	T.Rabat	4.554
19	49	T.Nagashima	4.907
20	52	A.Delbianco	5.324
21	33	K.Ryde	6.104
22	5	P.Oettl	6.315
23	75	I.Lopes	6.736
24	91	L.Bernardi	7.090
25	95	T.Mackenzie	35.132

19	52	A.Delbianco	9.698
20	5	P.Oettl	10.509
21	75	I.Lopes	12.087
22	33	K.Ryde	12.761
23	91	L.Bernardi	14.033
24	1	A.Bautista	27.913
25	95	T.Mackenzie	41.218

Lap 4

1	11	N.Bulega	6'43.073
2	54	T.Razgatlioglu	0.550
3	55	A.Locatelli	3.361
4	22	A.Lowes	3.553
5	7	I.Lecuona	3.718
6	21	M.Rinaldi	4.236
7	60	M.van der Mark	4.527
8	97	X.Vierge	5.348
9	31	G.Gerloff	6.074
10	47	A.Bassani	6.225
11	77	D.Aegerter	6.495
12	29	A.Iannone	6.850
13	65	J.Rea	7.585
14	45	S.Redding	9.577
15	28	B.Ray	9.918
16	14	S.Lowes	10.066
17	53	T.Rabat	10.743
18	49	T.Nagashima	11.032
19	52	A.Delbianco	11.739
20	5	P.Oettl	12.346
21	75	I.Lopes	14.476
22	33	K.Ryde	15.666
23	91	L.Bernardi	17.096
24	1	A.Bautista	29.112
25	95	T.Mackenzie	44.295

Lap 2

1	11	N.Bulega	3'23.520
2	54	T.Razgatlioglu	0.552
3	55	A.Locatelli	1.774
4	22	A.Lowes	1.952
5	7	I.Lecuona	2.104
6	21	M.Rinaldi	2.530
7	60	M.van der Mark	3.139
8	97	X.Vierge	3.451
9	31	G.Gerloff	3.869
10	47	A.Bassani	4.125
11	77	D.Aegerter	4.477
12	45	S.Redding	5.021
13	29	A.Iannone	5.143
14	65	J.Rea	5.380
15	28	B.Ray	5.945
16	14	S.Lowes	6.421
17	53	T.Rabat	6.864
18	49	T.Nagashima	7.136
19	52	A.Delbianco	7.485
20	5	P.Oettl	8.648
21	33	K.Ryde	9.099
22	75	I.Lopes	9.439
23	91	L.Bernardi	10.710
24	1	A.Bautista	26.694
25	95	T.Mackenzie	38.234

Lap 5

1	11	N.Bulega	8'23.106
2	54	T.Razgatlioglu	0.547
3	55	A.Locatelli	3.971
4	22	A.Lowes	4.227
5	7	I.Lecuona	4.817
6	60	M.van der Mark	5.403
7	21	M.Rinaldi	5.540
8	97	X.Vierge	6.033
9	47	A.Bassani	7.036
10	31	G.Gerloff	7.417
11	77	D.Aegerter	7.604
12	29	A.Iannone	7.937
13	65	J.Rea	8.368
14	45	S.Redding	11.125
15	28	B.Ray	11.594
16	14	S.Lowes	11.814
17	53	T.Rabat	12.291
18	49	T.Nagashima	12.765
19	52	A.Delbianco	13.788
20	5	P.Oettl	14.197
21	75	I.Lopes	16.803
22	33	K.Ryde	18.331
23	91	L.Bernardi	20.040
24	1	A.Bautista	30.199
25	95	T.Mackenzie	46.835

Lap 3

1	11	N.Bulega	5'03.159
2	54	T.Razgatlioglu	0.734
3	55	A.Locatelli	2.595
4	7	I.Lecuona	2.694
5	22	A.Lowes	2.988
6	21	M.Rinaldi	3.420
7	60	M.van der Mark	3.966
8	97	X.Vierge	4.611
9	31	G.Gerloff	4.965
10	47	A.Bassani	5.198
11	77	D.Aegerter	5.507
12	29	A.Iannone	6.280
13	65	J.Rea	6.727
14	45	S.Redding	7.760
15	28	B.Ray	7.974
16	14	S.Lowes	8.505
17	53	T.Rabat	8.811
18	49	T.Nagashima	9.303

Lap 6

1	11	N.Bulega	10'03.239
2	54	T.Razgatlioglu	0.381
3	55	A.Locatelli	4.655
4	22	A.Lowes	4.954
5	7	I.Lecuona	5.482
6	60	M.van der Mark	5.961
7	97	X.Vierge	6.669
8	47	A.Bassani	7.833
9	31	G.Gerloff	8.232
10	77	D.Aegerter	8.549

11	29	A.Iannone	8.743
12	65	J.Rea	9.250
13	45	S.Redding	12.799
14	28	B.Ray	13.301
15	14	S.Lowes	13.417
16	53	T.Rabat	13.777
17	49	T.Nagashima	14.392
18	52	A.Delbianco	15.721
19	5	P.Oettl	16.213
20	75	I.Lopes	19.385
21	33	K.Ryde	21.066
22	91	L.Bernardi	22.739
23	1	A.Bautista	31.242
24	95	T.Mackenzie	49.344

Lap 7

1	11	N.Bulega	11'43.271
2	54	T.Razgatlioglu	0.721
3	55	A.Locatelli	5.497
4	22	A.Lowes	5.685
5	7	I.Lecuona	6.488
6	60	M.van der Mark	6.720
7	97	X.Vierge	7.538
8	47	A.Bassani	8.403
9	31	G.Gerloff	9.090
10	77	D.Aegerter	9.327
11	29	A.Iannone	9.972
12	65	J.Rea	10.353
13	45	S.Redding	14.819
14	14	S.Lowes	15.129
15	28	B.Ray	15.341
16	53	T.Rabat	15.566
17	49	T.Nagashima	16.221
18	5	P.Oettl	18.255
19	52	A.Delbianco	18.611
20	75	I.Lopes	22.438
21	33	K.Ryde	24.504
22	91	L.Bernardi	25.351
23	1	A.Bautista	32.156
24	95	T.Mackenzie	52.204

Lap 8

1	11	N.Bulega	13'23.354
2	54	T.Razgatlioglu	1.262
3	55	A.Locatelli	6.301
4	22	A.Lowes	6.524
5	7	I.Lecuona	7.342
6	60	M.van der Mark	7.648
7	97	X.Vierge	8.706
8	47	A.Bassani	9.327
9	31	G.Gerloff	9.975
10	77	D.Aegerter	10.272
11	29	A.Iannone	11.256
12	65	J.Rea	11.493
13	45	S.Redding	16.707
14	14	S.Lowes	16.909
15	28	B.Ray	17.397
16	53	T.Rabat	17.715
17	49	T.Nagashima	18.029
18	5	P.Oettl	20.415
19	52	A.Delbianco	21.244
20	75	I.Lopes	25.551
21	33	K.Ryde	27.659
22	91	L.Bernardi	28.100
23	1	A.Bautista	32.570
24	95	T.Mackenzie	54.927

Lap 9

1	11	N.Bulega	15'03.531
2	54	T.Razgatlioglu	1.812
3	55	A.Locatelli	6.918
4	22	A.Lowes	7.170
5	7	I.Lecuona	7.993

Lap 10

1	11	N.Bulega	16'43.800
2	54	T.Razgatlioglu	2.224
3	55	A.Locatelli	7.520
4	22	A.Lowes	7.794
5	7	I.Lecuona	8.671
6	60	M.van der Mark	9.312
7	97	X.Vierge	10.446
8	47	A.Bassani	11.291
9	31	G.Gerloff	11.753
10	77	D.Aegerter	12.194
11	65	J.Rea	13.866
12	29	A.Iannone	14.115
13	14	S.Lowes	19.960
14	45	S.Redding	20.284
15	53	T.Rabat	20.994
16	49	T.Nagashima	21.519
17	28	B.Ray	21.870
18	5	P.Oettl	24.536
19	52	A.Delbianco	25.507
20	75	I.Lopes	30.396
21	91	L.Bernardi	33.468
22	1	A.Bautista	33.515
23	33	K.Ryde	34.225
24	95	T.Mackenzie	1'00.392

Lap 11

1	11	N.Bulega	18'24.155
2	54	T.Razgatlioglu	2.615
3	55	A.Locatelli	8.026
4	22	A.Lowes	8.275
5	7	I.Lecuona	9.164
6	60	M.van der Mark	10.098
7	97	X.Vierge	11.280
8	47	A.Bassani	12.089
9	31	G.Gerloff	12.432
10	77	D.Aegerter	12.795
11	65	J.Rea	14.993
12	29	A.Iannone	15.409
13	14	S.Lowes	20.961
14	45	S.Redding	21.509
15	53	T.Rabat	22.343
16	49	T.Nagashima	23.018
17	28	B.Ray	23.837
18	5	P.Oettl	26.233
19	52	A.Delbianco	27.396
20	75	I.Lopes	32.599
21	1	A.Bautista	33.928
22	91	L.Bernardi	36.051
23	33	K.Ryde	37.021
24	95	T.Mackenzie	1'03.183

Lap 12

19/10/2024

These data/results cannot be reproduced, stored and/or transmitted in whole or in part by any manner of electronic, mechanical, photocopying, recording, broadcasting or otherwise now known or herein after developed without the previous express consent by the copyright owner, except for reproduction in daily press and regular printed publications on sale to the public within 60 days of the event related to those data/results and always provided that copyright symbol appears together as follows below.

© DORNA WSBK ORGANIZATION Srl 2024



Jerez 4.423 m

Prometeon Spanish Round, 18-20 October 2024

Lap Chart Race 1

3 / 4

1	11 N.Bulega	20'04.698	22	91 L.Bernardi	43.019	17	28 B.Ray	33.265	12	29 A.Iannone	19.773
2	54 T.Razgatioglu	2.826	23	33 K.Ryde	45.758	18	1 A.Bautista	34.399	13	14 S.Lowes	27.133
3	55 A.Locatelli	8.389	24	95 T.Mackenzie	1'10.927	19	5 P.Oettl	34.805	14	45 S.Redding	30.105
4	22 A.Lowes	8.699				20	52 A.Delbianco	38.860	15	49 T.Nagashima	33.520
5	7 I.Lecuona	9.572				21	75 I.Lopes	46.738	16	53 T.Rabat	34.316
6	60 M.van der Mark	10.745				22	91 L.Bernardi	49.219	17	28 B.Ray	37.431
7	97 X.Vierge	12.120				23	33 K.Ryde	54.533	18	5 P.Oettl	40.497
8	47 A.Bassani	13.033				24	95 T.Mackenzie	1'17.092	19	52 A.Delbianco	43.443
9	77 D.Aegerter	13.278							20	75 I.Lopes	52.599
10	31 G.Gerloff	14.372							21	91 L.Bernardi	54.917
11	65 J.Rea	15.926							22	33 K.Ryde	1'01.629
12	29 A.Iannone	16.526							23	1 A.Bautista	1'02.084
13	14 S.Lowes	21.538							24	95 T.Mackenzie	1'23.414
14	45 S.Redding	22.526									
15	53 T.Rabat	24.072									
16	49 T.Nagashima	24.428									
17	28 B.Ray	25.451									
18	5 P.Oettl	27.815									
19	52 A.Delbianco	29.204									
20	1 A.Bautista	34.122									
21	75 I.Lopes	35.052									
22	91 L.Bernardi	38.350									
23	33 K.Ryde	39.652									
24	95 T.Mackenzie	1'05.553									
Lap 13											
1	11 N.Bulega	21'45.183	22	91 L.Bernardi	45.060	17	28 B.Ray	34.901	12	29 A.Iannone	20.038
2	54 T.Razgatioglu	3.251	23	33 K.Ryde	49.222	18	5 P.Oettl	37.320	13	14 S.Lowes	26.362
3	55 A.Locatelli	8.866	24	95 T.Mackenzie	1'12.812	19	52 A.Delbianco	40.770	14	45 S.Redding	27.962
4	22 A.Lowes	9.350				20	75 I.Lopes	49.047	15	49 T.Nagashima	32.612
5	7 I.Lecuona	10.145				21	91 L.Bernardi	51.586	16	53 T.Rabat	33.123
6	60 M.van der Mark	11.446				22	33 K.Ryde	57.632	17	28 B.Ray	34.901
7	97 X.Vierge	12.785				23	1 A.Bautista	1'03.424	18	5 P.Oettl	37.320
8	47 A.Bassani	14.023				24	95 T.Mackenzie	1'19.673	19	52 A.Delbianco	40.770
9	77 D.Aegerter	14.106							20	75 I.Lopes	49.047
10	31 G.Gerloff	15.052							21	91 L.Bernardi	51.586
11	65 J.Rea	16.680							22	33 K.Ryde	57.632
12	29 A.Iannone	17.579							23	1 A.Bautista	1'03.424
13	14 S.Lowes	22.413							24	95 T.Mackenzie	1'19.673
14	45 S.Redding	23.319									
15	53 T.Rabat	25.447									
16	49 T.Nagashima	25.741									
17	28 B.Ray	27.299									
18	5 P.Oettl	29.199									
19	52 A.Delbianco	31.301									
20	1 A.Bautista	34.486									
21	75 I.Lopes	37.358									
22	91 L.Bernardi	40.887									
23	33 K.Ryde	42.586									
24	95 T.Mackenzie	1'08.337									
Lap 14											
1	11 N.Bulega	23'25.734	22	91 L.Bernardi	47.084	17	28 B.Ray	36.362	12	29 A.Iannone	20.310
2	54 T.Razgatioglu	3.707	23	33 K.Ryde	51.822	18	5 P.Oettl	39.223	13	14 S.Lowes	26.757
3	55 A.Locatelli	9.393	24	95 T.Mackenzie	1'14.998	19	52 A.Delbianco	42.224	14	45 S.Redding	28.931
4	22 A.Lowes	9.776				20	75 I.Lopes	50.740	15	49 T.Nagashima	33.398
5	7 I.Lecuona	10.884				21	91 L.Bernardi	53.399	16	53 T.Rabat	33.821
6	60 M.van der Mark	12.213				22	33 K.Ryde	1'00.040	17	28 B.Ray	36.362
7	97 X.Vierge	13.552				23	1 A.Bautista	1'03.006	18	5 P.Oettl	39.223
8	47 A.Bassani	14.962				24	95 T.Mackenzie	1'21.880	19	52 A.Delbianco	42.224
9	77 D.Aegerter	15.197							20	75 I.Lopes	50.740
10	31 G.Gerloff	15.909							21	91 L.Bernardi	53.399
11	65 J.Rea	17.596							22	33 K.Ryde	1'00.040
12	29 A.Iannone	18.822							23	1 A.Bautista	1'03.006
13	14 S.Lowes	23.265							24	95 T.Mackenzie	1'21.880
14	45 S.Redding	24.158									
15	49 T.Nagashima	27.531									
16	53 T.Rabat	27.618									
17	28 B.Ray	29.200									
18	5 P.Oettl	30.765									
19	52 A.Delbianco	33.297									
20	1 A.Bautista	34.487									
21	75 I.Lopes	39.885									
Lap 15											
1	11 N.Bulega	25'06.561	22	91 L.Bernardi	43.019	17	28 B.Ray	33.265	12	29 A.Iannone	19.773
2	54 T.Razgatioglu	3.892	23	33 K.Ryde	45.758	18	1 A.Bautista	34.399	13	14 S.Lowes	27.133
3	55 A.Locatelli	9.556	24	95 T.Mackenzie	1'10.927	19	5 P.Oettl	34.805	14	45 S.Redding	30.105
4	22 A.Lowes	9.961				20	52 A.Delbianco	38.860	15	49 T.Nagashima	33.520
5	7 I.Lecuona	11.297				21	75 I.Lopes	46.738	16	53 T.Rabat	34.316
6	60 M.van der Mark	12.977				22	91 L.Bernardi	49.219	17	28 B.Ray	37.431
7	97 X.Vierge	14.016				23	33 K.Ryde	54.533	18	5 P.Oettl	40.497
8	47 A.Bassani	15.558				24	95 T.Mackenzie	1'17.092	19	52 A.Delbianco	43.443
9	77 D.Aegerter	15.755							20	75 I.Lopes	52.599
10	31 G.Gerloff	16.472							21	91 L.Bernardi	54.917
11	65 J.Rea	18.126							22	33 K.Ryde	1'01.629
12	29 A.Iannone	19.095							23	1 A.Bautista	1'02.084
13	14 S.Lowes	24.118							24	95 T.Mackenzie	1'23.414
14	45 S.Redding	25.137									
15	49 T.Nagashima	28.672									
16	53 T.Rabat	29.194									
17	28 B.Ray	30.637									
18	5 P.Oettl	31.974									
19	1 A.Bautista	34.804									
20	52 A.Delbianco	35.216									
21	75 I.Lopes	42.189									
22	91 L.Bernardi	45.060									
23	33 K.Ryde	49.222									
24	95 T.Mackenzie	1'12.812									
Lap 16											
1	11 N.Bulega	26'47.580	22	91 L.Bernardi	45.060	17	28 B.Ray	34.901	12	29 A.Iannone	20.038
2	54 T.Razgatioglu	3.973	23	33 K.Ryde	49.222	18	5 P.Oettl	37.320	13	14 S.Lowes	26.362
3	55 A.Locatelli	9.602	24	95 T.Mackenzie	1'12.812	19	52 A.Delbianco	40.770	14	45 S.Redding	27.962
4	22 A.Lowes	9.965				20	75 I.Lopes	49.047	15	49 T.Nagashima	32.612
5	7 I.Lecuona	11.776				21	91 L.Bernardi	51.586	16	53 T.Rabat	33.123
6	60 M.van der Mark	13.310				22	33 K.Ryde	57.632	17	28 B.Ray	34.901
7	97 X.Vierge	14.376				23	1 A.Bautista	1'03.424	18	5 P.Oettl	37.320
8	47 A.Bassani	15.762				24	95 T.Mackenzie	1'19.673	19	52 A.Delbianco	40.770
9	77 D.Aegerter	15.967							20	75 I.Lopes	49.047
10	31 G.Gerloff	16.666							21	91 L.Bernardi	51.586
11	65 J.Rea	18.648							22	33 K.Ryde	57.632
12	29 A.Iannone	19.181							23	1 A.Bautista	1'03.424
13	14 S.Lowes	24.644							24	95 T.Mackenzie	1'19.673
14	45 S.Redding	25.852									
15	49 T.Nagashima	29.831									
16	53 T.Rabat	30.453									
17	28 B.Ray	31.936									
18	5 P.Oettl	33.260									
19	1 A.Bautista	34.554									
20	52 A.Delbianco	36.888									
21	75 I.Lopes	44.506									
22	91 L.Bernardi	47.084									
23	33 K.Ryde	51.822									
24	95 T.Mackenzie	1'14.998									
Lap 17											
1	11 N.Bulega	28'28.500	22	91 L.Bernardi	47.084	17	28 B.Ray	36.362	12	29 A.Iannone	20.310
2	54 T.Razgatioglu	3.907	23	33 K.Ryde	51.822	18	5 P.Oettl	39.223	13	14 S.Lowes	26.757
3	55 A.Locatelli	9.592	24	95 T.Mackenzie	1'14.998	19	52 A.Delbianco	42.224	14	45 S.Redding	28.931
4	22 A.Lowes	10.240									



Prometeon Spanish Round, 18-20 October 2024
Lap Chart Race 1

Race Pace Comparison

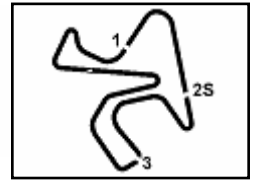
	11 Bul	54 Raz	55 Loc	22 ALo	7 Lec	60 vdM	97 Vie	47 Bas	77 Aeg	31 Ger	65 Rea	29 Ian	14 SLo	45 Red
1	1'44.149	1'44.583	1'45.196	1'45.240	1'45.602	1'46.006	1'46.689	1'47.333	1'47.609	1'46.341	1'48.055	1'47.733	1'48.511	1'47.368
2	1'39.371	1'39.489	1'40.098	1'40.232	1'40.022	1'40.653	1'40.282	1'40.312	1'40.388	1'41.048	1'40.845	1'40.930	1'41.430	1'41.173
3	1'39.639	1'39.821	1'40.460	1'40.675	1'40.229	1'40.466	1'40.799	1'40.712	1'40.669	1'40.735	1'40.986	1'40.776	1'41.723	1'42.378
4	1'39.914	1'39.730	1'40.680	1'40.479	1'40.938	1'40.475	1'40.651	1'40.941	1'40.902	1'41.023	1'40.772	1'40.484	1'41.475	1'41.731
5	1'40.033	1'40.030	1'40.643	1'40.707	1'41.132	1'40.909	1'40.718	1'40.844	1'41.142	1'41.376	1'40.816	1'41.120	1'41.781	1'41.581
6	1'40.133	1'39.967	1'40.817	1'40.860	1'40.798	1'40.691	1'40.769	1'40.930	1'41.078	1'40.948	1'41.015	1'40.939	1'41.736	1'41.807
7	1'40.032	1'40.372	1'40.874	1'40.763	1'41.038	1'40.791	1'40.901	1'40.602	1'40.810	1'40.890	1'41.135	1'41.261	1'41.744	1'42.052
8	1'40.083	1'40.624	1'40.887	1'40.922	1'40.937	1'41.011	1'41.251	1'41.007	1'41.028	1'40.968	1'41.223	1'41.367	1'41.863	1'41.971
9	1'40.177	1'40.727	1'40.794	1'40.823	1'40.828	1'41.025	1'41.069	1'41.077	1'41.078	1'41.061	1'41.496	1'41.963	1'42.024	1'42.052
10	1'40.269	1'40.681	1'40.871	1'40.893	1'40.947	1'41.085	1'41.117	1'41.333	1'41.290	1'41.163	1'41.323	1'41.342	1'41.473	1'41.971
11	1'40.355	1'40.746	1'40.861	1'40.836	1'40.848	1'41.141	1'41.189	1'41.153	1'40.956	1'41.034	1'41.482	1'41.649	1'41.356	1'41.580
12	1'40.543	1'40.754	1'40.906	1'40.967	1'40.951	1'41.190	1'41.383	1'41.487	1'41.026	1'42.483	1'41.476	1'41.660	1'41.120	1'41.560
13	1'40.485	1'40.910	1'40.962	1'41.136	1'41.058	1'41.186	1'41.150	1'41.475	1'41.313	1'41.165	1'41.239	1'41.538	1'41.360	1'41.278
14	1'40.551	1'41.007	1'41.078	1'40.977	1'41.290	1'41.318	1'41.318	1'41.490	1'41.642	1'41.408	1'41.467	1'41.794	1'41.403	1'41.390
15	1'40.827	1'41.012	1'40.990	1'41.012	1'41.240	1'41.591	1'41.291	1'41.423	1'41.385	1'41.390	1'41.357	1'41.100	1'41.680	1'41.806
16	1'41.019	1'41.100	1'41.065	1'41.023	1'41.498	1'41.352	1'41.379	1'41.223	1'41.231	1'41.213	1'41.541	1'41.105	1'41.545	1'41.734
17	1'40.920	1'40.854	1'40.910	1'41.195	1'41.313	1'41.230	1'41.451	1'41.167	1'41.297	1'41.349	1'41.406	1'41.188	1'41.612	1'41.863
18	1'40.863	1'41.429	1'41.128	1'41.540	1'41.623	1'41.636	1'41.636	1'41.131	1'41.404	1'41.152	1'41.634	1'41.452	1'41.889	1'42.030
19	1'41.343	1'41.578	1'41.403	1'41.860	1'41.987	1'41.993	1'41.752	1'41.642	1'41.421	1'41.499	1'41.495	1'41.615	1'41.738	1'42.312
20	1'42.032	1'43.391	1'41.476	1'41.847	1'42.056	1'41.965	1'41.705	1'41.741	1'41.784	1'41.346	1'41.743	1'41.495	1'42.408	1'43.206

	49 Nag	53 Rab	28 Ray	5 Oet	52 Del	75 Lop	91 Ber	33 Ryd	1 Bau	95 Mac	21 Rin
1	1'49.056	1'48.703	1'48.352	1'50.464	1'49.473	1'50.885	1'51.239	1'50.253	1'47.128	2'19.281	1'45.821
2	1'41.600	1'41.681	1'41.113	1'41.704	1'41.532	1'42.074	1'42.991	1'42.366	2'03.086	1'42.473	1'40.229
3	1'41.806	1'41.586	1'41.668	1'41.500	1'41.852	1'42.287	1'42.962	1'43.301	1'40.858	1'42.623	1'40.529
4	1'41.643	1'41.846	1'41.858	1'41.751	1'41.955	1'42.303	1'42.977	1'42.819	1'41.113	1'42.991	1'40.730
5	1'41.766	1'41.581	1'41.709	1'41.884	1'42.082	1'42.360	1'42.977	1'42.698	1'41.120	1'42.573	1'41.337
6	1'41.760	1'41.619	1'41.840	1'42.149	1'42.066	1'42.715	1'42.832	1'42.868	1'41.176	1'42.642	
7	1'41.861	1'41.821	1'42.072	1'42.074	1'42.922	1'43.085	1'42.644	1'43.470	1'40.946	1'42.892	
8	1'41.891	1'42.232	1'42.139	1'42.243	1'42.716	1'43.196	1'42.832	1'43.238	1'40.497	1'42.806	
9	1'41.700	1'41.790	1'42.007	1'42.312	1'42.444	1'42.649	1'42.888	1'43.532	1'40.549	1'43.050	
10	1'42.236	1'41.935	1'42.912	1'42.255	1'42.265	1'42.642	1'42.926	1'43.480	1'40.842	1'42.861	
11	1'41.854	1'41.704	1'42.322	1'42.052	1'42.244	1'42.558	1'42.938	1'43.151	1'40.768	1'43.146	
12	1'41.953	1'42.272	1'42.157	1'42.125	1'42.351	1'42.996	1'42.842	1'43.174	1'40.737	1'42.913	
13	1'41.798	1'41.860	1'42.333	1'41.869	1'42.582	1'42.791	1'43.022	1'43.419	1'40.849	1'43.269	
14	1'42.341	1'42.722	1'42.452	1'42.117	1'42.547	1'43.078	1'42.683	1'43.723	1'40.552	1'43.141	
15	1'41.968	1'42.403	1'42.264	1'42.036	1'42.746	1'43.131	1'42.868	1'44.291	1'41.144	1'42.712	
16	1'42.178	1'42.278	1'42.318	1'42.305	1'42.691	1'43.336	1'43.043	1'43.619	1'40.769	1'43.205	
17	1'42.315	1'42.169	1'42.249	1'42.465	1'42.892	1'43.152	1'43.055	1'43.631	1'40.765	1'43.014	
18	1'42.249	1'42.284	1'42.499	1'43.378	1'42.773	1'43.172	1'43.230	1'43.962	2'09.888	1'43.444	
19	1'42.129	1'42.041	1'42.804	1'43.246	1'42.797	1'43.036	1'43.156	1'43.751	1'40.925	1'43.550	
20	1'42.154	1'42.527	1'43.101	1'43.306	1'43.251	1'43.891	1'43.550	1'43.621	1'41.110	1'43.566	

19/10/2024

These data/results cannot be reproduced, stored and/or transmitted in whole or in part by any manner of electronic, mechanical, photocopying, recording, broadcasting or otherwise now known or herein after developed without the previous express consent by the copyright owner, except for reproduction in daily press and regular printed publications on sale to the public within 60 days of the event related to those data/results and always provided that copyright symbol appears together as follows below.

© DORNA WSBK ORGANIZATION Srl 2024



Jerez 4.423 m

Prometeon Spanish Round, 18-20 October 2024
Chronological Analysis Race 1

Start at 14:00'13.884

1 / 5

1° 11 N. BULEGA [1'39.371]							
Lap	Seg1	Seg2	Seg3	Seg4	Lap Time	km/h	Local Time
1		14.495	29.650	30.322	1'44.149	277,5	14:01'58.033
2	24.786	14.586	29.662	30.337	1'39.371	276,1	14:03'37.404
3	24.834	14.588	29.780	30.437	1'39.639	275,4	14:05'17.043
4	24.936	14.607	29.845	30.526	1'39.914	274,7	14:06'56.957
5	25.052	14.611	29.807	30.563	1'40.033	276,1	14:08'36.990
6	25.063	14.667	29.860	30.543	1'40.133	276,8	14:10'17.123
7	25.011	14.621	29.870	30.530	1'40.032	276,8	14:11'57.155
8	25.097	14.672	29.852	30.462	1'40.083	276,1	14:13'37.238
9	25.019	14.635	29.907	30.616	1'40.177	276,1	14:15'17.415
10	25.143	14.615	29.934	30.577	1'40.269	275,4	14:16'57.684
11	25.105	14.636	29.959	30.655	1'40.355	276,1	14:18'38.039
12	25.165	14.735	29.990	30.653	1'40.543	275,4	14:20'18.582
13	25.093	14.652	29.981	30.759	1'40.485	276,8	14:21'59.067
14	25.104	14.668	30.000	30.779	1'40.551	278,9	14:23'39.618
15	25.224	14.653	30.092	30.858	1'40.827	276,8	14:25'20.445
16	25.328	14.728	30.166	30.797	1'41.019	276,8	14:27'01.464
17	25.297	14.703	30.158	30.762	1'40.920	276,1	14:28'42.384
18	25.272	14.743	30.040	30.808	1'40.863	276,8	14:30'23.247
19	25.263	14.751	30.240	31.089	1'41.343	277,5	14:32'04.590
20	25.411	14.833	30.369	31.419	1'42.032	276,8	14:33'46.622
Race Time 33'32.738							

16	25.119	14.903	30.169	30.874	1'41.065	272,0	14:27'11.066
17	25.098	14.882	30.066	30.864	1'40.910	270,0	14:28'51.976
18	25.179	15.017	30.117	30.815	1'41.128	269,3	14:30'33.104
19	25.270	14.987	30.307	30.839	1'41.403	270,0	14:32'14.507
20	25.199	15.039	30.336	30.902	1'41.476	270,7	14:33'55.983
Race Time 33'42.099							

2° 54 T. RAZGATLIOGLU [1'39.489]							
Lap	Seg1	Seg2	Seg3	Seg4	Lap Time	km/h	Local Time
1		14.639	29.769	30.374	1'44.583	278,9	14:01'58.467
2	24.672	14.659	29.685	30.473	1'39.489	276,1	14:03'37.956
3	24.852	14.714	29.743	30.512	1'39.821	276,1	14:05'17.777
4	24.806	14.724	29.716	30.484	1'39.730	276,8	14:06'57.507
5	24.855	14.781	29.790	30.604	1'40.030	275,4	14:08'37.537
6	24.927	14.698	29.702	30.640	1'39.967	276,8	14:10'17.504
7	24.990	14.799	29.901	30.682	1'40.372	276,1	14:11'57.876
8	25.087	14.806	29.993	30.738	1'40.624	276,1	14:13'38.500
9	25.054	14.833	30.069	30.771	1'40.727	276,1	14:15'19.227
10	25.003	14.810	30.003	30.865	1'40.681	274,7	14:16'59.908
11	25.060	14.868	30.025	30.793	1'40.746	274,7	14:18'40.654
12	25.012	14.886	29.972	30.884	1'40.754	273,4	14:20'21.408
13	25.102	14.901	29.951	30.956	1'40.910	275,4	14:22'02.318
14	25.159	14.871	30.077	30.900	1'41.007	277,5	14:23'43.325
15	25.055	14.946	30.050	30.961	1'41.012	276,8	14:25'24.337
16	25.185	14.899	30.085	30.931	1'41.100	277,5	14:27'05.437
17	25.150	14.838	29.972	30.894	1'40.854	276,1	14:28'46.291
18	25.208	14.979	30.098	31.144	1'41.429	276,1	14:30'27.720
19	25.263	15.035	30.178	31.102	1'41.578	276,1	14:32'09.298
20	25.246	15.060	30.245	32.840	1'43.391	276,8	14:33'52.689
Race Time 33'38.805							

4° 22 A. LOWES [1'40.232]							
Lap	Seg1	Seg2	Seg3	Seg4	Lap Time	km/h	Local Time
1		14.622	29.566	30.479	1'45.240	275,4	14:01'59.124
2	24.973	14.703	30.078	30.478	1'40.232	278,9	14:03'39.356
3	25.104	14.720	30.156	30.695	1'40.675	276,1	14:05'20.031
4	24.995	14.730	30.071	30.683	1'40.479	281,7	14:07'00.510
5	25.137	14.800	30.049	30.721	1'40.707	276,8	14:08'41.217
6	25.189	14.799	30.016	30.856	1'40.860	275,4	14:10'22.077
7	25.204	14.821	29.995	30.743	1'40.763	273,4	14:12'02.840
8	25.258	14.845	30.094	30.725	1'40.922	272,7	14:13'43.762
9	25.142	14.831	30.140	30.710	1'40.823	274,7	14:15'24.585
10	25.219	14.859	30.065	30.750	1'40.893	273,4	14:17'05.478
11	25.235	14.843	30.023	30.735	1'40.836	278,2	14:18'46.314
12	25.220	14.874	30.064	30.809	1'40.967	273,4	14:20'27.281
13	25.348	14.825	30.049	30.914	1'41.136	276,1	14:22'08.417
14	25.192	14.830	30.087	30.868	1'40.977	276,8	14:23'49.394
15	25.289	14.830	30.057	30.836	1'41.012	276,1	14:25'30.406
16	25.284	14.795	30.074	30.870	1'41.023	278,9	14:27'11.429
17	25.391	14.834	29.994	30.976	1'41.195	276,1	14:28'52.624
18	25.326	15.024	30.180	31.010	1'41.540	272,7	14:30'34.164
19	25.502	14.966	30.313	31.079	1'41.860	274,0	14:32'16.024
20	25.425	15.027	30.305	31.090	1'41.847	274,7	14:33'57.871
Race Time 33'43.987							

3° 55 A. LOCATELLI [1'40.098]							
Lap	Seg1	Seg2	Seg3	Seg4	Lap Time	km/h	Local Time
1		14.741	29.838	30.644	1'45.196	270,7	14:01'59.080
2	24.915	14.755	29.859	30.569	1'40.098	272,0	14:03'39.178
3	24.978	14.811	29.948	30.723	1'40.460	270,0	14:05'19.638
4	25.061	14.803	30.015	30.801	1'40.680	270,0	14:07'00.318
5	24.993	14.925	29.973	30.752	1'40.643	271,3	14:08'40.961
6	25.025	14.878	30.110	30.804	1'40.817	270,7	14:10'21.778
7	25.086	14.908	30.058	30.822	1'40.874	269,3	14:12'02.652
8	25.149	14.846	30.038	30.854	1'40.887	270,7	14:13'43.539
9	25.038	14.941	30.023	30.792	1'40.794	268,7	14:15'24.333
10	25.108	14.919	30.034	30.810	1'40.871	269,3	14:17'05.204
11	25.108	14.902	30.011	30.840	1'40.861	270,0	14:18'46.065
12	25.102	14.929	30.060	30.815	1'40.906	270,0	14:20'26.971
13	25.160	14.968	29.996	30.838	1'40.962	271,3	14:22'07.933
14	25.141	14.978	30.160	30.799	1'41.078	269,3	14:23'49.011
15	25.128	14.962	30.035	30.865	1'40.990	270,7	14:25'30.001

5° 7 I. LECUONA [1'40.022]							
Lap	Seg1	Seg2	Seg3	Seg4	Lap Time	km/h	Local Time
1		14.596	29.907	30.393	1'45.602	278,2	14:01'59.486
2	24.903	14.645	29.969	30.505	1'40.022	275,4	14:03'39.508
3	25.137	14.634	29.825	30.633	1'40.229	280,3	14:05'19.737
4	25.146	14.818	30.189	30.785	1'40.938	271,3	14:07'00.675
5	25.169	15.240	30.053	30.670	1'41.132	270,7	14:08'41.807
6	25.151	14.864	30.071	30.712	1'40.798	274,0	14:10'22.605
7	25.114	14.897	30.078	30.949	1'41.038	274,7	14:12'03.643
8	25.190	14.880	30.099	30.768	1'40.937	273,4	14:13'44.580
9	25.082	14.913	30.047	30.786	1'40.828	272,0	14:15'25.408
10	25.178	14.877	30.107	30.785	1'40.947	272,7	14:17'06.355
11	25.082	14.895	30.077	30.794	1'40.848	272,7	14:18'47.203
12	25.129	14.892	30.106	30.824	1'40.951	272,0	14:20'28.154
13	25.225	14.867	30.139	30.827	1'41.058	275,4	14:22'09.212
14	25.250	14.950	30.148	30.942	1'41.290	273,4	14:23'50.502
15	25.220	14.942	30.144	30.934	1'41.240	272,7	14:25'31.742
16	25.294	15.001	30.265	30.938	1'41.498	271,3	14:27'13.240
17	25.199	14.994	30.204	30.916	1'41.313	270,7	14:28'54.553
18	25.367	15.033	30.213	31.010	1'41.623	269,3	14:30'36.176
19	25.471	15.042	30.344	31.130	1'41.987	270,0	14:32'18.163
20	25.395	15.110	30.374	31.177	1'42.056	270,7	14:34'00.219
Race Time 33'46.335							

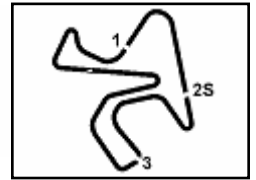
19/10/2024 P = Pits In/Dut - C = Lap Time Cancelled

6° 60 M. VAN DER MARK [1'40.466]							
Lap	Seg1	Seg2	Seg3	Seg4	Lap Time	km/h	Local Time
1		14.573	30.085	30.447	1'46.006	282,5	14:01'59.890
2	25.060	14.613	30.416	30.564	1'40.653	281,7	14:03'40.543
3	25.079	14.658	30.133	30.596	1'40.466	277,5	14:05'21.009
4	25.079	14.746	30.041	30.609	1'40.475	278,2	14:07'01.484
5	25.118	14.764	30.289	30.738	1'40.909	278,9	14:08'42.393
6	25.154	14.761	30.030	30.746	1'40.691	278,2	14:10'23.084
7	25.184	14.784	30.101	30.722	1'40.791	276,8	14:12'03.875
8	25.217	14.822	30.192	30.780	1'41.011	276,8	14:13'44.886
9	25.209	14.781	30.148	30.887	1'41.025	277,5	14:15'25.911

These data/results cannot be reproduced, stored and/or transmitted in whole or in part by any manner of electronic, mechanical, photocopying, recording, broadcasting or otherwise now known or herein after developed without the previous express consent by the copyright owner, except for reproduction in daily press and regular printed publications on sale to the public within 60 days of the event related to those data/results and always provided that copyright symbol appears together as follows below.

© DORNA WSBK ORGANIZATION Srl 2024





Jerez 4.423 m

Prometeon Spanish Round, 18-20 October 2024
Chronological Analysis Race 1

Start at 14:00'13.884

2 / 5

10	25.133	14.813	30.255	30.884	1'41.085	274,7	14:17'06.996	4	25.156	14.682	30.247	30.817	1'40.902	277,5	14:07'03.452
11	25.168	14.865	30.239	30.869	1'41.141	274,7	14:18'48.137	5	25.292	14.807	30.263	30.780	1'41.142	276,8	14:08'44.594
12	25.201	14.928	30.159	30.902	1'41.190	276,1	14:20'29.327	6	25.191	14.719	30.344	30.824	1'41.078	278,2	14:10'25.672
13	25.244	14.838	30.221	30.883	1'41.186	276,8	14:22'10.513	7	25.138	14.759	30.251	30.662	1'40.810	274,7	14:12'06.482
14	25.268	14.921	30.188	30.941	1'41.318	276,1	14:23'51.831	8	25.226	14.841	30.211	30.750	1'41.028	270,7	14:13'47.510
15	25.407	14.920	30.265	30.999	1'41.591	276,1	14:25'33.422	9	25.145	14.825	30.278	30.830	1'41.078	275,4	14:15'28.588
16	25.320	14.835	30.271	30.926	1'41.352	275,4	14:27'14.774	10	25.320	14.798	30.320	30.852	1'41.290	275,4	14:17'09.878
17	25.248	14.908	30.178	30.896	1'41.230	274,7	14:28'56.004	11	25.164	14.843	30.230	30.719	1'40.956	272,7	14:18'50.834
18	25.349	14.982	30.299	31.006	1'41.636	274,0	14:30'37.640	12	25.256	14.814	30.164	30.792	1'41.026	272,7	14:20'31.860
19	25.418	14.981	30.447	31.147	1'41.993	273,4	14:32'19.633	13	25.257	14.786	30.294	30.976	1'41.313	279,6	14:22'13.173
20	25.423	14.967	30.393	31.182	1'41.965	274,0	14:34'01.598	14	25.448	14.809	30.361	31.024	1'41.642	278,9	14:23'54.815

Race Time 33'47.714

7° 97 X. VIERGE [1'40.282]							
Lap	Seg1	Seg2	Seg3	Seg4	Lap Time	km/h	Local Time
1		14.690	30.079	30.588	1'46.689	282,5	14:02'00.573
2	24.985	14.706	29.976	30.615	1'40.282	278,9	14:03'40.855
3	25.150	14.723	30.311	30.615	1'40.799	278,2	14:05'21.654
4	25.007	14.737	30.128	30.779	1'40.651	278,2	14:07'02.305
5	25.029	14.781	30.182	30.726	1'40.718	276,8	14:08'43.023
6	25.043	14.764	30.226	30.736	1'40.769	281,7	14:10'23.792
7	25.073	14.797	30.270	30.761	1'40.901	278,9	14:12'04.693
8	25.259	14.908	30.233	30.851	1'41.251	276,8	14:13'45.944
9	25.181	14.870	30.209	30.809	1'41.069	276,1	14:15'27.013
10	25.138	14.867	30.284	30.828	1'41.117	276,1	14:17'08.130
11	25.194	14.900	30.203	30.892	1'41.189	276,8	14:18'49.319
12	25.236	14.962	30.289	30.896	1'41.383	275,4	14:20'30.702
13	25.234	14.920	30.172	30.824	1'41.150	276,1	14:22'11.852
14	25.227	14.903	30.288	30.900	1'41.318	277,5	14:23'53.170
15	25.138	14.912	30.328	30.913	1'41.291	278,2	14:25'34.461
16	25.227	14.844	30.360	30.948	1'41.379	278,9	14:27'15.840
17	25.356	14.891	30.321	30.883	1'41.451	278,9	14:28'57.291
18	25.247	14.900	30.488	31.001	1'41.636	277,5	14:30'38.927
19	25.292	14.971	30.418	31.071	1'41.752	277,5	14:32'20.679
20	25.276	14.955	30.377	31.097	1'41.705	277,5	14:34'02.384

Race Time 33'48.500

8° 47 A. BASSANI [1'40.312]							
Lap	Seg1	Seg2	Seg3	Seg4	Lap Time	km/h	Local Time
1		14.778	30.135	30.934	1'47.333	274,7	14:02'01.217
2	25.097	14.669	29.946	30.600	1'40.312	276,8	14:03'41.529
3	25.150	14.718	30.209	30.635	1'40.712	278,2	14:05'22.241
4	25.201	14.830	30.127	30.783	1'40.941	277,5	14:07'03.182
5	25.191	14.866	30.112	30.675	1'40.844	271,3	14:08'44.026
6	25.259	14.787	29.996	30.888	1'40.930	276,8	14:10'24.956
7	25.142	14.822	29.972	30.666	1'40.602	274,0	14:12'05.558
8	25.311	14.834	30.026	30.836	1'41.007	275,4	14:13'46.565
9	25.227	14.842	30.155	30.853	1'41.077	274,7	14:15'27.642
10	25.271	14.863	30.255	30.944	1'41.333	273,4	14:17'08.975
11	25.375	14.825	30.131	30.822	1'41.153	275,4	14:18'50.128
12	25.351	14.983	30.162	30.991	1'41.487	272,0	14:20'31.615
13	25.329	14.906	30.210	31.030	1'41.475	278,9	14:22'13.090
14	25.385	14.880	30.293	30.932	1'41.490	275,4	14:23'54.580
15	25.338	14.907	30.211	30.967	1'41.423	277,5	14:25'36.003
16	25.305	14.923	30.157	30.838	1'41.223	278,9	14:27'17.226
17	25.257	14.829	30.197	30.884	1'41.167	275,4	14:28'58.393
18	25.262	14.857	30.201	30.811	1'41.131	276,1	14:30'39.524
19	25.461	14.883	30.249	31.049	1'41.642	276,1	14:32'21.166
20	25.418	14.913	30.293	31.117	1'41.741	278,2	14:34'02.907

Race Time 33'49.023

9° 77 D. AEGERTER [1'40.388]							
Lap	Seg1	Seg2	Seg3	Seg4	Lap Time	km/h	Local Time
1		14.899	30.456	30.863	1'47.609	272,7	14:02'01.493
2	25.224	14.676	30.005	30.483	1'40.388	278,9	14:03'41.881
3	25.095	14.669	30.235	30.670	1'40.669	276,1	14:05'22.550

10° 31 G. GERLOFF [1'40.735]							
Lap	Seg1	Seg2	Seg3	Seg4	Lap Time	km/h	Local Time
1		14.734	30.059	30.548	1'46.341	281,0	14:02'00.225
2	25.049	15.146	30.090	30.763	1'41.048	275,4	14:03'41.273
3	25.134	14.797	30.106	30.698	1'40.735	278,9	14:05'22.008
4	25.175	14.777	30.217	30.854	1'41.023	278,2	14:07'03.031
5	25.635	14.808	30.149	30.784	1'41.376	276,1	14:08'44.407
6	25.267	14.752	30.269	30.660	1'40.948	280,3	14:10'25.355
7	25.213	14.762	30.177	30.738	1'40.890	278,9	14:12'06.245
8	25.200	14.817	30.111	30.840	1'40.968	277,5	14:13'47.213
9	25.169	14.839	30.284	30.769	1'41.061	277,5	14:15'28.274
10	25.396	14.840	30.243	30.684	1'41.163	276,1	14:17'09.437
11	25.235	14.850	30.194	30.755	1'41.034	278,2	14:18'50.471
12	26.391	14.888	30.213	30.991	1'42.483	278,9	14:20'32.954
13	25.100	14.888	30.320	30.857	1'41.165	278,9	14:22'14.119
14	25.310	14.897	30.237	30.964	1'41.408	278,2	14:23'55.527
15	25.382	14.918	30.187	30.903	1'41.390	279,6	14:25'36.917
16	25.304	14.892	30.245	30.772	1'41.213	278,9	14:27'18.130
17	25.243	14.870	30.288	30.948	1'41.349	281,0	14:28'59.479
18	25.252	14.876	30.196	30.828	1'41.152	279,6	14:30'40.631
19	25.317	14.955	30.348	30.879	1'41.499	279,6	14:32'22.130
20	25.309	14.893	30.293	30.851	1'41.346	281,0	14:34'03.476

Race Time 33'49.592

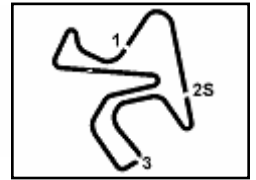
11° 65 J. REA [1'40.772]							
Lap	Seg1	Seg2	Seg3	Seg4	Lap Time	km/h	Local Time
1		14.955	30.680	30.880	1'48.055	272,7	14:02'01.939
2	25.112	14.662	30.245	30.826	1'40.845	276,8	14:03'42.784
3	25.176	14.818	30.222	30.770	1'40.986	275,4	14:05'23.770
4	25.174	14.765	30.013	30.820	1'40.772	273,4	14:07'04.542
5	25.088	14.751	30.122	30.855	1'40.816	274,0	14:08'45.358
6	25.131	14.799	30.160	30.925	1'41.015	274,0	14:10'26.373
7	25.166	14.851	30.151	30.967	1'41.135	274,0	14:12'07.508
8	25.242	14.816	30.258	30.907	1'41.223	274,7	14:13'48.731
9	25.354	14.964	30.200	30.978	1'41.496	270,7	14:15'30.227
10	25.276	14.941	30.127	30.979	1'41.323	270,0	14:17'11.550
11	25.231	14.983	30.139	31.129	1'41.482	270,7	14:18'53.032
12	25.322	14.884	30.226	31.044	1'41.476	270,7	14:20'34.508
13	25.241	14.890	30.225	30.883	1'41.239	271,3	14:22'15.747
14	25.234	14.935	30.270	31.028	1'41.467	272,7	14:23'57.214
15	25.279	14.941	30.222	30.915	1'41.357	272,0	14:25'38.571
16	25.299	14.948	30.130	31.164	1'41.541	270,7	14:27'20.112
17	25.187	14.921	30.325	30.973	1'41.406	271,3	14:29'01.518
18	25.279	14.958	30.407	30.990	1'41.634	272,7	14:30'43.152
19	25.344	14.944	30.159	31.048	1'41.495	270,7	14:32'24.647
20	25.305	14.956	30.271	31.211	1'41.743	272,0	14:34'06.390

19/10/2024 P = Pits In/Out - C = Lap Time Cancelled

These data/results cannot be reproduced, stored and/or transmitted in whole or in part by any manner of electronic, mechanical, photocopying, recording, broadcasting or otherwise now known or herein after developed without the previous express consent by the copyright owner, except for reproduction in daily press and regular printed publications on sale to the public within 60 days of the event related to those data/results and always provided that copyright symbol appears together as follows below.

© DORNA WSBK ORGANIZATION Srl 2024





Jerez 4.423 m

Prometeon Spanish Round, 18-20 October 2024

Chronological Analysis Race 1

Start at 14:00'13.884

3 / 5

12° 29 A. IANNONE [1'40.484]						
Lap	Seg1	Seg2	Seg3	Seg4	Lap Time	Local Time
1		14.857	30.570	30.640	1'47.733	282,5
2	25.243	14.690	30.238	30.759	1'40.930	281,0
3	25.312	14.781	30.054	30.629	1'40.776	277,5
4	25.123	14.698	30.048	30.615	1'40.484	278,9
5	25.211	14.750	30.312	30.847	1'41.120	280,3
6	25.192	14.683	30.243	30.821	1'40.939	281,0
7	25.279	14.884	30.270	30.828	1'41.261	278,9
8	25.403	14.844	30.289	30.831	1'41.367	277,5
9	25.668	15.003	30.428	30.864	1'41.963	277,5
10	25.358	14.817	30.305	30.862	1'41.342	278,9
11	25.419	14.901	30.436	30.893	1'41.649	278,2
12	25.313	14.918	30.440	30.989	1'41.660	279,6
13	25.462	14.871	30.400	30.805	1'41.538	279,6
14	25.468	14.892	30.454	30.980	1'41.794	277,5
15	25.221	14.808	30.240	30.831	1'41.100	278,9
16	25.222	14.777	30.345	30.761	1'41.105	279,6
17	25.197	14.824	30.368	30.799	1'41.188	278,9
18	25.281	14.837	30.383	30.951	1'41.452	280,3
19	25.379	14.901	30.368	30.967	1'41.615	279,6
20	25.390	14.861	30.259	30.985	1'41.495	276,8

Race Time 33'52.506

15	25.287	14.956	30.400	31.163	1'41.806	274,7
16	25.370	14.960	30.318	31.086	1'41.734	271,3
17	25.262	14.980	30.398	31.223	1'41.863	272,7
18	25.371	14.974	30.513	31.172	1'42.030	275,4
19	25.429	15.039	30.462	31.382	1'42.312	274,0
20	25.556	15.043	30.800	31.807	1'43.206	274,7

Race Time 34'02.843

13° 14 S. LOWES [1'41.120]						
Lap	Seg1	Seg2	Seg3	Seg4	Lap Time	Local Time
1		14.769	30.719	30.850	1'48.511	272,7
2	25.421	14.783	30.342	30.884	1'41.430	276,8
3	25.369	14.870	30.499	30.985	1'41.723	273,4
4	25.360	14.942	30.293	30.880	1'41.475	274,0
5	25.378	14.928	30.517	30.958	1'41.781	274,7
6	25.376	14.909	30.459	30.992	1'41.736	276,1
7	25.393	14.852	30.421	31.078	1'41.744	276,8
8	25.369	14.859	30.473	31.162	1'41.863	275,4
9	25.504	14.905	30.503	31.112	1'42.024	275,4
10	25.426	14.896	30.175	30.976	1'41.473	271,3
11	25.274	14.923	30.288	30.871	1'41.356	270,7
12	25.226	14.823	30.137	30.934	1'41.120	273,4
13	25.347	14.843	30.251	30.919	1'41.360	274,0
14	25.351	14.899	30.246	30.907	1'41.403	274,0
15	25.460	14.857	30.326	31.037	1'41.680	274,0
16	25.284	14.938	30.337	30.986	1'41.545	272,7
17	25.432	14.897	30.274	31.009	1'41.612	272,7
18	25.492	14.982	30.385	31.030	1'41.889	270,7
19	25.451	14.934	30.335	31.018	1'41.738	272,0
20	25.757	15.008	30.486	31.157	1'42.408	273,4

Race Time 33'59.871

15° 49 T. NAGASHIMA [1'41.600]						
Lap	Seg1	Seg2	Seg3	Seg4	Lap Time	Local Time
1		14.776	30.789	30.941	1'49.056	281,0
2	25.321	14.761	30.464	31.054	1'41.600	277,5
3	25.425	14.764	30.455	31.162	1'41.806	278,9
4	25.360	14.894	30.472	30.917	1'41.643	277,5
5	25.504	14.882	30.415	30.965	1'41.766	277,5
6	25.394	14.860	30.385	31.121	1'41.760	278,2
7	25.475	14.913	30.452	31.021	1'41.861	276,1
8	25.384	14.839	30.532	31.136	1'41.891	277,5
9	25.471	14.853	30.417	30.959	1'41.700	277,5
10	25.468	14.956	30.599	31.213	1'42.236	278,2
11	25.440	14.887	30.485	31.042	1'41.854	276,1
12	25.495	14.921	30.359	31.178	1'41.953	276,8
13	25.263	14.755	30.624	31.156	1'41.798	279,6
14	25.327	14.901	30.600	31.513	1'42.341	278,2
15	25.405	14.873	30.395	31.295	1'41.968	277,5
16	25.551	14.927	30.519	31.181	1'42.178	274,0
17	25.555	15.007	30.474	31.279	1'42.315	272,0
18	25.432	14.935	30.688	31.194	1'42.249	274,0
19	25.523	14.993	30.492	31.121	1'42.129	274,7
20	25.474	14.954	30.501	31.225	1'42.154	273,4

Race Time 34'06.258

14° 45 S. REDDING [1'41.173]						
Lap	Seg1	Seg2	Seg3	Seg4	Lap Time	Local Time
1		14.785	30.338	31.134	1'47.368	279,6
2	25.292	14.807	30.296	30.778	1'41.173	276,8
3	25.310	14.910	30.659	31.499	1'42.378	272,0
4	25.404	14.934	30.303	31.090	1'41.731	273,4
5	25.250	14.995	30.231	31.105	1'41.581	272,0
6	25.375	15.051	30.319	31.062	1'41.807	272,7
7	25.274	14.914	30.331	31.533	1'42.052	274,0
8	25.490	14.971	30.356	31.154	1'41.971	272,7
9	25.522	15.012	30.396	31.122	1'42.052	271,3
10	25.797	14.979	30.262	30.933	1'41.971	275,4
11	25.361	14.939	30.233	31.047	1'41.580	274,7
12	25.285	14.933	30.183	31.159	1'41.560	274,7
13	25.173	14.873	30.164	31.068	1'41.278	276,1
14	25.285	14.888	30.194	31.023	1'41.390	276,1

Race Time 34'07.054

16° 53 T. RABAT [1'41.581]						
Lap	Seg1	Seg2	Seg3	Seg4	Lap Time	Local Time
1		14.802	30.699	30.887	1'48.703	275,4
2	25.454	14.694	30.539	30.994	1'41.681	281,0
3	25.340	14.775	30.448	31.023	1'41.586	278,9
4	25.596	14.807	30.326	31.117	1'41.846	276,8
5	25.374	14.853	30.386	30.968	1'41.581	277,5
6	25.436	14.780	30.467	30.936	1'41.619	279,6
7	25.379	14.746	30.577	31.119	1'41.821	279,6
8	25.753	14.875	30.527	31.077	1'42.232	277,5
9	25.398	14.784	30.558	31.050	1'41.790	281,0
10	25.479	14.833	30.497	31.126	1'41.935	277,5
11	25.426	14.814	30.485	30.979	1'41.704	276,8
12	25.565	14.966	30.458	31.283	1'42.272	274,0
13	25.365	14.882	30.365	31.248	1'41.860	277,5
14	25.514	14.945	30.609	31.654	1'42.722	275,4
15	25.641	14.960	30.440	31.362	1'42.403	276,8
16	25.457	14.874	30.634	31.313	1'42.278	277,5
17	25.385	14.968	30.498	31.318	1'42.169	274,7
18	25.585	14.966	30.518	31.215	1'42.284	275,4
19	25.475	14.958	30.425	31.183	1'42.041	275,4
20	25.453	14.995	30.725	31.354	1'42.527	276,1

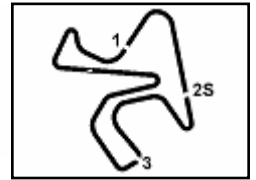
Race Time 34'07.054

17° 28 B. RAY [1'41.113]						
Lap	Seg1	Seg2	Seg3	Seg4	Lap Time	Local Time
1		14.790	30.498	30.995	1'48.352	274,7
2	25.202	14.818	30.133	30.960	1'41.113	272,0
3	25.240	14.985	30.251	31.192	1'41.668	270,0
4	25.448	14.925	30.345	31.140	1'41.858	272,0
5	25.251	14.976	30.292	31.190	1'41.709	268,7
6	25.390	14.958	30.328	31.164	1'41.840	270,7
7	25.264	14.959	30.354	31.495	1'42.072	270,7
8	25.412	14.967	30.481	31.279	1'42.139	271,3

19/10/2024 P = Pits In/Out - C = Lap Time Cancelled

These data/results cannot be reproduced, stored and/or transmitted in whole or in part by any manner of electronic, mechanical, photocopying, recording, broadcasting or otherwise now known or herein after developed without the previous express consent by the copyright owner, except for reproduction in daily press and regular printed publications on sale to the public within 60 days of the event related to those data/results and always provided that copyright symbol appears together as follows below.

© DORNA WSBK ORGANIZATION Srl 2024



Jerez 4.423 m

Prometeon Spanish Round, 18-20 October 2024

Chronological Analysis Race 1

Start at 14:00'13.884

4 / 5

9	25.369	15.012	30.413	31.213	1'42.007	272,7	14:15'36.642	3	25.393	15.070	30.568	31.256	1'42.287	270,7	14:05'29.130
10	25.412	15.010	30.786	31.704	1'42.912	270,0	14:17'19.554	4	25.430	15.038	30.445	31.390	1'42.303	270,7	14:07'11.433
11	25.500	15.078	30.470	31.274	1'42.322	270,0	14:19'01.876	5	25.414	15.169	30.387	31.390	1'42.360	266,1	14:08'53.793
12	25.387	15.141	30.307	31.322	1'42.157	269,3	14:20'44.033	6	25.510	15.094	30.474	31.637	1'42.715	268,7	14:10'36.508
13	25.375	15.015	30.467	31.476	1'42.333	270,0	14:22'26.366	7	25.511	15.108	30.854	31.612	1'43.085	266,1	14:12'19.593
14	25.492	15.120	30.441	31.399	1'42.452	268,7	14:24'08.818	8	25.669	15.243	30.630	31.654	1'43.196	262,9	14:14'02.789
15	25.397	15.114	30.367	31.386	1'42.264	270,7	14:25'51.082	9	25.500	15.144	30.609	31.396	1'42.649	267,4	14:15'45.438
16	25.529	15.058	30.419	31.312	1'42.318	268,7	14:27'33.400	10	25.524	15.145	30.510	31.463	1'42.642	266,1	14:17'28.080
17	25.419	15.068	30.379	31.383	1'42.249	268,7	14:29'15.649	11	25.473	15.192	30.533	31.360	1'42.558	265,4	14:19'10.638
18	25.424	15.090	30.476	31.509	1'42.499	270,0	14:30'58.148	12	25.560	15.226	30.771	31.439	1'42.996	264,8	14:20'53.634
19	25.477	15.175	30.683	31.469	1'42.804	268,7	14:32'40.952	13	25.538	15.132	30.659	31.462	1'42.791	267,4	14:22'36.425
20	25.542	15.186	30.638	31.735	1'43.101	268,0	14:34'24.053	14	25.611	15.208	30.727	31.532	1'43.078	264,8	14:24'19.503

Race Time 34'10.169

18° 5 P. DETTL (1'41.500)							
Lap	Seg.1	Seg.2	Seg.3	Seg.4	Lap Time	km/h	Local Time
1		15.101	31.294	31.049	1'50.464	273,4	14:02'04.348
2	25.442	14.906	30.392	30.964	1'41.704	270,7	14:03'46.052
3	25.197	14.940	30.223	31.140	1'41.500	269,3	14:05'27.552
4	25.327	14.963	30.403	31.058	1'41.751	268,7	14:07'09.303
5	25.264	15.024	30.391	31.205	1'41.884	270,0	14:08'51.187
6	25.430	15.011	30.464	31.244	1'42.149	271,3	14:10'33.336
7	25.379	15.067	30.329	31.299	1'42.074	268,0	14:12'15.410
8	25.478	15.059	30.409	31.297	1'42.243	267,4	14:13'57.653
9	25.382	15.197	30.479	31.254	1'42.312	262,9	14:15'39.965
10	25.347	15.117	30.469	31.322	1'42.255	266,1	14:17'22.220
11	25.270	15.107	30.357	31.318	1'42.052	267,4	14:19'04.272
12	25.316	15.042	30.456	31.311	1'42.125	268,0	14:20'46.397
13	25.289	15.079	30.289	31.212	1'41.869	268,7	14:22'28.266
14	25.361	15.123	30.368	31.265	1'42.117	266,1	14:24'10.383
15	25.375	15.052	30.369	31.240	1'42.036	268,0	14:25'52.419
16	25.400	15.088	30.533	31.284	1'42.305	267,4	14:27'34.724
17	25.403	15.150	30.497	31.415	1'42.465	266,1	14:29'17.189
18	25.823	15.139	30.757	31.659	1'43.378	267,4	14:31'00.567
19	25.595	15.256	30.704	31.691	1'43.246	265,4	14:32'43.813
20	25.614	15.266	30.792	31.634	1'43.306	266,7	14:34'27.119

Race Time 34'13.235

19° 52 A. DELBIANCO (1'41.532)							
Lap	Seg.1	Seg.2	Seg.3	Seg.4	Lap Time	km/h	Local Time
1		14.905	30.812	30.966	1'49.473	274,7	14:02'03.357
2	25.447	14.802	30.434	30.849	1'41.532	274,7	14:03'44.889
3	25.404	14.871	30.502	31.075	1'41.852	274,7	14:05'26.741
4	25.455	14.877	30.500	31.123	1'41.955	274,7	14:07'08.696
5	25.591	14.930	30.439	31.122	1'42.082	272,7	14:08'50.778
6	25.563	14.943	30.467	31.093	1'42.066	272,0	14:10'32.844
7	26.180	14.869	30.721	31.152	1'42.922	274,7	14:12'15.766
8	25.849	15.000	30.627	31.240	1'42.716	270,7	14:13'58.482
9	25.562	15.023	30.589	31.270	1'42.444	273,4	14:15'40.926
10	25.570	14.930	30.480	31.285	1'42.265	272,7	14:17'23.191
11	25.578	14.896	30.501	31.269	1'42.244	273,4	14:19'05.435
12	25.452	15.043	30.598	31.258	1'42.351	273,4	14:20'47.786
13	25.819	14.934	30.602	31.227	1'42.582	274,0	14:22'30.368
14	25.606	14.960	30.617	31.364	1'42.547	273,4	14:24'12.915
15	25.630	14.936	30.645	31.535	1'42.746	272,7	14:25'55.661
16	25.600	15.098	30.621	31.372	1'42.691	273,4	14:27'38.352
17	25.580	15.097	30.704	31.511	1'42.892	270,0	14:29'21.244
18	25.714	15.092	30.617	31.350	1'42.773	271,3	14:31'04.017
19	25.714	15.023	30.683	31.377	1'42.797	273,4	14:32'46.814
20	25.796	15.102	30.799	31.554	1'43.251	272,0	14:34'30.065

Race Time 34'16.181

20° 75 I. LOPES (1'42.074)							
Lap	Seg.1	Seg.2	Seg.3	Seg.4	Lap Time	km/h	Local Time
1		15.067	31.170	31.307	1'50.885	276,8	14:02'04.769
2	25.371	14.951	30.515	31.237	1'42.074	272,0	14:03'46.843

21° 91 L. BERNARDI (1'42.644)								
Lap	Seg.1	Seg.2	Seg.3	Seg.4	Lap Time	km/h	Local Time	
1			15.072	31.541	31.685	1'51.239	272,0	14:02'05.123
2	25.812	15.140	30.704	31.335	1'42.991	265,4	14:03'48.114	
3	25.690	15.173	30.783	31.316	1'42.962	266,7	14:05'31.076	
4	25.677	15.119	30.692	31.489	1'42.977	266,7	14:07'14.053	
5	25.683	15.179	30.716	31.399	1'42.977	261,0	14:08'57.030	
6	25.636	15.136	30.608	31.452	1'42.832	265,4	14:10'39.862	
7	25.601	15.131	30.568	31.344	1'42.644	266,7	14:12'22.506	
8	25.574	15.156	30.657	31.445	1'42.832	266,1	14:14'05.338	
9	25.643	15.098	30.607	31.540	1'42.888	269,3	14:15'48.226	
10	25.559	15.139	30.646	31.582	1'42.926	266,7	14:17'31.152	
11	25.695	15.118	30.735	31.390	1'42.938	267,4	14:19'14.090	
12	25.643	15.130	30.628	31.441	1'42.842	266,1	14:20'56.932	
13	25.720	15.152	30.606	31.544	1'43.022	266,7	14:22'39.954	
14	25.619	15.107	30.622	31.335	1'42.683	268,0	14:24'22.637	
15	25.538	15.110	30.757	31.463	1'42.868	268,0	14:26'05.505	
16	25.631	15.195	30.597	31.620	1'43.043	265,4	14:27'48.548	
17	25.633	15.205	30.699	31.518	1'43.055	265,4	14:29'31.603	
18	25.751	15.103	30.809	31.567	1'43.230	267,4	14:31'14.833	
19	25.692	15.227	30.645	31.592	1'43.156	265,4	14:32'57.989	
20	25.845	15.189	30.871	31.645	1'43.550	266,1	14:34'41.539	

Race Time 34'27.655

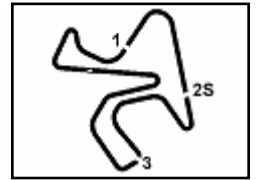
22° 33 K. RYDE (1'42.366)								
Lap	Seg.1	Seg.2	Seg.3	Seg.4	Lap Time	km/h	Local Time	
1			15.123	30.813	31.200	1'50.253	275,4	14:02'04.137
2	25.499	15.001	30.728	31.138	1'42.366	268,0	14:03'46.503	
3	25.514	15.193	31.235	31.359	1'43.301	269,3	14:05'29.804	
4	25.574	15.094	30.651	31.500	1'42.819	268,0	14:07'12.623	
5	25.512	15.196	30.614	31.376	1'42.698	266,7	14:08'55.321	
6	25.584	15.201	30.634	31.449	1'42.868	267,4	14:10'38.189	
7	25.611	15.650	30.782	31.427	1'43.470	262,9	14:12'21.659	
8	25.652	15.311	30.722	31.553	1'43.238	259,8	14:14'04.897	
9	25.523	15.277	30.753	31.979	1'43.532	264,8	14:15'48.429	
10	25.717	15.173	30.828	31.762	1'43.480	267,4	14:17'31.909	
11	25.719	15.219	30.701	31.512	1'43.151	267,4	14:19'15.060	
12	25.594	15.245	30.763	31.572	1'43.174	266,7	14:20'58.234	
13	25.513	15.205	31.062	31.639	1'43.419	268,7	14:22'41.653	
14	25.642	15.255	30.847	31.979	1'43.723	264,2	14:24'25.376	
15	26.375	15.344	30.867	31.705	1'44.291	262,9	14:26'09.667	
16	25.811	15.232	30.924	31.652	1'43.619	264,8	14:27'53.286	
17	25.691	15.396	30.846	31.698	1'43.631	264,2	14:29'36.917	
18	25.775	15.496	31.022	31.669	1'43.962	261,0	14:31'20.879	
19	25.563	15.358	31.002	31.828	1'43.751	262,9	14:33'04.630	

19/10/2024

P = Pits In/Out - C = Lap Time Cancelled

These data/results cannot be reproduced, stored and/or transmitted in whole or in part by any manner of electronic, mechanical, photocopying, recording, broadcasting or otherwise now known or herein after developed without the previous express consent by the copyright owner, except for reproduction in daily press and regular printed publications on sale to the public within 60 days of the event related to those data/results and always provided that copyright symbol appears together as follows below.

© DORNA WSBK ORGANIZATION Srl 2024



Jerez 4.423 m

Prometeon Spanish Round, 18-20 October 2024 Chronological Analysis Race 1

Start at 14:00'13.884

5 / 5

20 25.699 15.390 30.876 31.656 1'43.621 264,2 14:34'48.251
Race Time 34'34.367

RET **46 T. BRIDEWELL**
Lap Seg 1 Seg 2 Seg 3 Seg 4 Lap Time km/h Local Time
1 14.799 276,1
Race Time 9:96'1.6

23° 1 A. BAUTISTA [1'40.497]							
Lap	Seg 1	Seg 2	Seg 3	Seg 4	Lap Time	km/h	Local Time
1		14.712	30.161	30.534	1'47.128	281,0	14:02'01.012
2	25.057	14.602	52.469	30.958	2'03.086	281,7	14:04'04.098
3	25.106	14.769	30.189	30.794	1'40.858	276,8	14:05'44.956
4	25.214	14.746	30.231	30.922	1'41.113	277,5	14:07'26.069
5	25.308	14.875	30.036	30.901	1'41.120	277,5	14:09'07.189
6	25.231	14.778	30.138	31.029	1'41.176	276,1	14:10'48.365
7	25.234	14.733	30.069	30.910	1'40.946	278,2	14:12'29.311
8	25.104	14.705	30.053	30.635	1'40.497	278,2	14:14'09.808
9	25.139	14.675	30.025	30.710	1'40.549	279,6	14:15'50.357
10	25.102	14.737	30.114	30.889	1'40.842	279,6	14:17'31.199
11	25.212	14.740	30.118	30.698	1'40.768	278,9	14:19'11.967
12	25.173	14.723	30.069	30.772	1'40.737	279,6	14:20'52.704
13	25.189	14.722	30.201	30.737	1'40.849	280,3	14:22'33.553
14	25.106	14.674	29.985	30.787	1'40.552	281,0	14:24'14.105
15	25.169	14.772	30.285	30.918	1'41.144	283,2	14:25'55.249
16	25.146	14.738	30.127	30.758	1'40.769	281,0	14:27'36.018
17	25.189	14.764	30.111	30.701	1'40.765	280,3	14:29'16.783
18	53.560	15.148	30.332	30.848	2'09.888	281,0	14:31'26.671
19	25.218	14.794	30.190	30.723	1'40.925	281,0	14:33'07.596
20	25.197	14.856	30.243	30.814	1'41.110	281,7	14:34'48.706

Race Time 34'34.822

24° 95 T. MACKENZIE [1'42.473]							
Lap	Seg 1	Seg 2	Seg 3	Seg 4	Lap Time	km/h	Local Time
1		14.855	1'00.261	31.721	2'19.281	276,8	14:02'33.165
2	25.465	15.014	30.639	31.355	1'42.473	265,4	14:04'15.638
3	25.345	15.276	30.564	31.438	1'42.623	264,2	14:05'58.261
4	25.557	15.172	30.606	31.656	1'42.991	262,3	14:07'41.252
5	25.401	15.048	30.636	31.488	1'42.573	265,4	14:09'23.825
6	25.444	15.101	30.680	31.417	1'42.642	265,4	14:11'06.467
7	25.651	15.019	30.841	31.381	1'42.892	266,1	14:12'49.359
8	25.496	15.016	30.742	31.552	1'42.806	266,1	14:14'32.165
9	25.607	15.127	30.840	31.476	1'43.050	265,4	14:16'15.215
10	25.667	15.108	30.692	31.394	1'42.861	266,7	14:17'58.076
11	25.718	15.173	30.705	31.550	1'43.146	264,2	14:19'41.222
12	25.610	15.068	30.654	31.581	1'42.913	266,1	14:21'24.135
13	25.703	15.207	30.808	31.551	1'43.269	263,5	14:23'07.404
14	25.593	15.214	30.722	31.612	1'43.141	263,5	14:24'50.545
15	25.518	15.051	30.687	31.456	1'42.712	269,3	14:26'33.257
16	25.693	15.136	30.865	31.511	1'43.205	264,8	14:28'16.462
17	25.568	15.170	30.783	31.493	1'43.014	265,4	14:29'59.476
18	26.048	15.093	30.756	31.547	1'43.444	268,0	14:31'42.920
19	25.838	15.114	30.985	31.613	1'43.550	269,3	14:33'26.470
20	25.825	15.163	30.907	31.671	1'43.566	268,0	14:35'10.036

Race Time 34'56.152

RET 21 M. RINALDI [1'40.229]							
Lap	Seg 1	Seg 2	Seg 3	Seg 4	Lap Time	km/h	Local Time
1		14.609	30.031	30.431	1'45.821	282,5	14:01'59.705
2	24.999	14.684	30.057	30.489	1'40.229	277,5	14:03'39.934
3	25.043	14.767	30.100	30.619	1'40.529	277,5	14:05'20.463
4	25.142	14.799	30.037	30.752	1'40.730	275,4	14:07'01.193
5	25.212	14.819	30.282	31.024	1'41.337	276,1	14:08'42.530
6	25.276	14.802	48.044			278,9	

Race Time 8'28.646

RET 9 D. PETRUCCI							
Lap	Seg 1	Seg 2	Seg 3	Seg 4	Lap Time	km/h	Local Time
1							

Race Time 9:96'1.6

19/10/2024

P = Pits In/Out - C = Lap Time Cancelled

These data/results cannot be reproduced, stored and/or transmitted in whole or in part by any manner of electronic, mechanical, photocopying, recording, broadcasting or otherwise now known or herein after developed without the previous express consent by the copyright owner, except for reproduction in daily press and regular printed publications on sale to the public within 60 days of the event related to those data/results and always provided that copyright symbol appears together as follows below.

© DORNA WSBK ORGANIZATION Srl 2024



Prometeon Spanish Round, 18-20 October 2024

Best Laps & Speeds

No.	Rider Bike	Nat	Best Lap		FP1		FP2		FP3		SP		RC1	
			LL	SPD	LL	SPD	LL	SPD	LL	SPD	LL	SPD	LL	SPD
1	11 N. BULEGA Ducati Panigale V4R	ITA	1'37.596 77 279,6		1'39.744 20 278,9		1'39.741 18 278,9		1'39.552 12 279,6		1'37.596 7 279,6		1'39.371 20 278,9	
2	54 T. RAZGATLIOGLU BMW M 1000 RR	TUR	1'38.202 72 281,7		1'39.766 14 278,9		1'39.868 21 281,7		1'39.674 10 279,6		1'38.202 7 280,3		1'39.489 20 278,9	
3	22 A. LOWES Kawasaki ZX-10RR	GBR	1'38.302 64 281,7		1'40.569 10 274,0		1'40.167 17 275,4		1'39.798 11 278,2		1'38.302 6 279,6		1'40.232 20 281,7	
4	9 D. PETRUCCI Ducati Panigale V4R	ITA	1'38.354 53 281,0		1'40.448 19 281,0		1'39.820 19 276,1		1'39.966 9 278,9		1'38.354 6 278,9			
5	7 I. LECUONA Honda CBR1000 RR-R	ESP	1'38.591 71 280,3		1'40.241 16 274,0		1'40.706 17 275,4		1'39.254 12 272,7		1'38.591 6 271,3		1'40.022 20 280,3	
6	55 A. LOCATELLI Yamaha YZF R1	ITA	1'38.665 74 275,4		1'40.404 18 273,4		1'40.202 19 275,4		1'40.020 10 274,7		1'38.665 7 275,4		1'40.098 20 272,0	
7	97 X. VIERGE Honda CBR1000 RR-R	ESP	1'38.677 74 282,5		1'40.772 19 279,6		1'40.688 20 278,9		1'39.924 9 276,1		1'38.677 6 279,6		1'40.282 20 282,5	
8	60 M. VAN DER MARK BMW M 1000 RR	NED	1'38.680 79 282,5		1'40.811 17 278,2		1'39.940 22 278,9		1'40.250 12 279,6		1'38.680 8 278,9		1'40.466 20 282,5	
9	21 M. RINALDI Ducati Panigale V4R	ITA	1'38.750 63 282,5		1'40.519 21 276,1		1'39.591 19 277,5		1'40.059 12 277,5		1'38.750 6 276,1		1'40.229 5 282,5	
10	31 G. GERLOFF BMW M 1000 RR	USA	1'38.774 78 281,7		1'40.575 21 278,9		1'39.996 19 281,7		1'39.166 11 280,3		1'38.774 7 281,0		1'40.735 20 281,0	
11	29 A. IANNONE Ducati Panigale V4R	ITA	1'38.822 72 282,5		1'39.967 18 278,9		1'39.966 18 278,9		1'39.184 10 281,0		1'38.822 6 282,5		1'40.484 20 282,5	
12	45 S. REDDING BMW M 1000 RR	GBR	1'38.858 71 280,3		1'40.349 18 279,6		1'41.013 15 274,7		1'39.720 11 276,1		1'38.858 7 280,3		1'41.173 20 279,6	
13	77 D. AEGERTER Yamaha YZF R1	SUI	1'38.868 74 279,6		1'40.813 20 273,4		1'40.402 18 273,4		1'40.288 9 272,0		1'38.868 7 273,4		1'40.388 20 279,6	
14	47 A. BASSANI Kawasaki ZX-10RR	ITA	1'38.917 78 278,9		1'40.533 18 276,1		1'39.966 22 275,4		1'39.880 12 277,5		1'38.917 6 277,5		1'40.312 20 278,9	
15	1 A. BAUTISTA Ducati Panigale V4R	ESP	1'38.938 78 283,9		1'40.436 21 282,5		1'40.111 21 282,5		1'39.854 9 283,9		1'38.938 7 283,2		1'40.497 20 283,2	
16	65 J. REA Yamaha YZF R1	GBR	1'38.953 76 276,8		1'40.048 16 273,4		1'39.874 22 275,4		1'39.800 12 274,7		1'38.953 6 274,7		1'40.772 20 276,8	
17	14 S. LOWES Ducati Panigale V4R	GBR	1'39.019 80 276,8		1'40.347 20 276,8		1'40.036 20 276,1		1'40.931 12 276,1		1'39.019 8 275,4		1'41.120 20 276,8	
18	53 T. RABAT Kawasaki ZX-10RR	ESP	1'39.248 77 281,0		1'41.492 19 274,7		1'40.770 21 280,3		1'40.274 10 278,9		1'39.248 7 276,8		1'41.581 20 281,0	
19	28 B. RAY Yamaha YZF R1	GBR	1'39.273 71 274,7		1'41.615 18 271,3		1'40.915 17 269,3		1'40.130 10 271,3		1'39.273 6 273,4		1'41.113 20 274,7	
20	49 T. NAGASHIMA Honda CBR1000 RR-R	JPN	1'39.792 77 281,0		1'42.019 20 275,4		1'41.270 19 278,2		1'41.117 11 276,1		1'39.792 7 278,2		1'41.600 20 281,0	
21	52 A. DELBIANCO Yamaha YZF R1	ITA	1'39.945 62 275,4		1'42.433 18 275,4		1'41.409 8 273,4		1'41.371 9 271,3		1'39.945 7 274,7		1'41.532 20 274,7	
22	5 P. OETTL Yamaha YZF R1	GER	1'40.154 79 273,4		1'41.468 21 269,3		1'41.687 21 270,7		1'40.972 10 269,3		1'40.154 7 270,7		1'41.500 20 273,4	
23	95 T. MACKENZIE Honda CBR1000 RR-R	GBR	1'40.488 69 276,8		1'42.570 14 268,7		1'41.623 18 276,1		1'41.893 10 269,3		1'40.488 7 274,0		1'42.473 20 276,8	
24	46 T. BRIDEWELL Honda CBR1000 RR-R	GBR	1'40.643 44 276,1		1'42.390 14 269,3		1'42.248 12 270,7		1'41.658 12 272,0		1'40.643 6 272,7		276,1	
25	33 K. RYDE Yamaha YZF R1	GBR	1'41.008 60 275,4		1'42.315 14		1'41.647 13 268,0		1'42.301 6 259,8		1'41.008 7 268,7		1'42.366 20 275,4	

19/10/2024
These data/results cannot be reproduced, stored and/or transmitted in whole or in part by any manner of electronic, mechanical, photocopying, recording, broadcasting or otherwise now known or herein after developed without the previous express consent by the copyright owner, except for reproduction in daily press and regular printed publications on sale to the public within 60 days of the event related to those data/results and always provided that copyright symbol appears together as follows below.
© DORNA WSBK ORGANIZATION Srl 2024



Prometeon Spanish Round, 18-20 October 2024
Best Laps & Speeds

No.	Rider	Nat	Best Lap		FP1		FP2		FP3		SP		RC1					
			LL	SPD	LL	SPD	LL	SPD	LL	SPD	LL	SPD	LL	SPD				
26	75 I. LOPES	POR	1'41.164		1'42.428		1'42.053		1'41.284		1'41.164		1'42.074					
	Honda CBR1000 RR-R		73	276,8	17	268,7	22	270,0	11	268,7	3	266,1	20	276,8				
27	91 L. BERNARDI	SMR	1'41.230		1'43.778		1'42.607		1'42.564		1'41.230		1'42.644					
	Yamaha YZF R1		76	272,0	17	267,4	22	268,7	10	268,0	7	266,7	20	272,0				

19/10/2024

These data/results cannot be reproduced, stored and/or transmitted in whole or in part by any manner of electronic, mechanical, photocopying, recording, broadcasting or otherwise now known or herein after developed without the previous express consent by the copyright owner, except for reproduction in daily press and regular printed publications on sale to the public within 60 days of the event related to those data/results and always provided that copyright symbol appears together as follows below.

© DORNA WSBK ORGANIZATION Srl 2024



Jerez 4.423 m

Prometeon Spanish Round, 18-20 October 2024

Fastest Laps Race 1

No.	Rider	Nat	Team	Bike	Class	Lap	Time	Gap
1	11 N. BULEGA	ITA	Aruba.it Racing - Ducati	Ducati Panigale V4R		2	1'39.371	
2	54 T. RAZGATLIOGLU	TUR	ROKiT BMW Motorrad WorldSBK Team	BMW M 1000 RR		2	1'39.489	0.118
3	7 I. LECUONA	ESP	Team HRC	Honda CBR1000 RR-R		2	1'40.022	0.651
4	55 A. LOCATELLI	ITA	Pata Prometeon Yamaha	Yamaha YZF R1		2	1'40.098	0.727
5	21 M. RINALDI	ITA	Team Motocorsa Racing	Ducati Panigale V4R	IND	2	1'40.229	0.858
6	22 A. LOWES	GBR	Kawasaki Racing Team WorldSBK	Kawasaki ZX-10RR		2	1'40.232	0.861
7	97 X. VIERGE	ESP	Team HRC	Honda CBR1000 RR-R		2	1'40.282	0.911
8	47 A. BASSANI	ITA	Kawasaki Racing Team WorldSBK	Kawasaki ZX-10RR		2	1'40.312	0.941
9	77 D. AEGERTER	SUI	GYTR GRT Yamaha WorldSBK Team	Yamaha YZF R1		2	1'40.388	1.017
10	60 M. VAN DER MARK	NED	ROKiT BMW Motorrad WorldSBK Team	BMW M 1000 RR		3	1'40.466	1.095
11	29 A. IANNONE	ITA	Team GoEleven	Ducati Panigale V4R	IND	4	1'40.484	1.113
12	1 A. BAUTISTA	ESP	Aruba.it Racing - Ducati	Ducati Panigale V4R		8	1'40.497	1.126
13	31 G. GERLOFF	USA	Bonovo Action BMW	BMW M 1000 RR		3	1'40.735	1.364
14	65 J. REA	GBR	Pata Prometeon Yamaha	Yamaha YZF R1		4	1'40.772	1.401
15	28 B. RAY	GBR	Yamaha Motoxrcing WorldSBK Team	Yamaha YZF R1	IND	2	1'41.113	1.742
16	14 S. LOWES	GBR	ELF Marc VDS Racing Team	Ducati Panigale V4R	IND	12	1'41.120	1.749
17	45 S. REDDING	GBR	Bonovo Action BMW	BMW M 1000 RR		2	1'41.173	1.802
18	5 P. OETTL	GER	GMT94 Yamaha	Yamaha YZF R1	IND	3	1'41.500	2.129
19	52 A. DELBIANCO	ITA	GYTR GRT Yamaha WorldSBK Team	Yamaha YZF R1		2	1'41.532	2.161
20	53 T. RABAT	ESP	Kawasaki Puccetti Racing	Kawasaki ZX-10RR	IND	5	1'41.581	2.210
21	49 T. NAGASHIMA	JPN	Team HRC	Honda CBR1000 RR-R	IND	2	1'41.600	2.229
22	75 I. LOPES	POR	PETRONAS MIE Racing Honda	Honda CBR1000 RR-R	IND	2	1'42.074	2.703
23	33 K. RYDE	GBR	DMG Racing	Yamaha YZF R1	IND	2	1'42.366	2.995
24	95 T. MACKENZIE	GBR	PETRONAS MIE Racing Honda	Honda CBR1000 RR-R	IND	2	1'42.473	3.102
25	91 L. BERNARDI	SMR	Yamaha Motoxrcing WorldSBK Team	Yamaha YZF R1	IND	7	1'42.644	3.273

19/10/2024

These data/results cannot be reproduced, stored and/or transmitted in whole or in part by any manner of electronic, mechanical, photocopying, recording, broadcasting or otherwise now known or herein after developed without the previous express consent by the copyright owner, except for reproduction in daily press and regular printed publications on sale to the public within 60 days of the event related to those data/results and always provided that copyright symbol appears together as follows below.

© DORNA WSBK ORGANIZATION Srl 2024

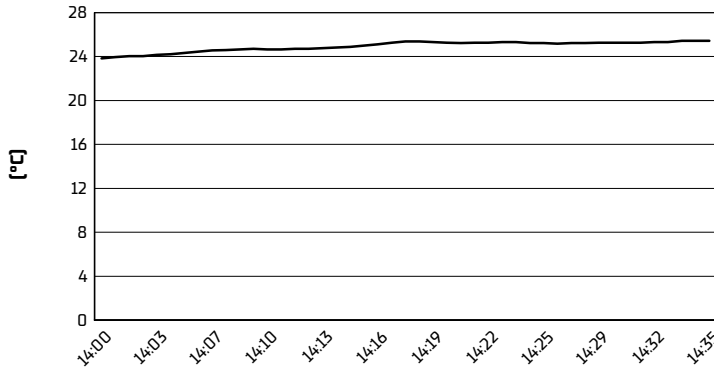


Jerez 4.423 m

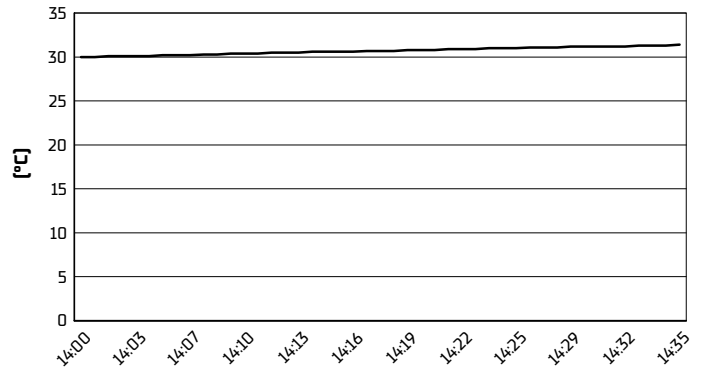
Prometeon Spanish Round, 18-20 October 2024
Weather Report Race 1

Session started 14:00 - Session ended 14:36

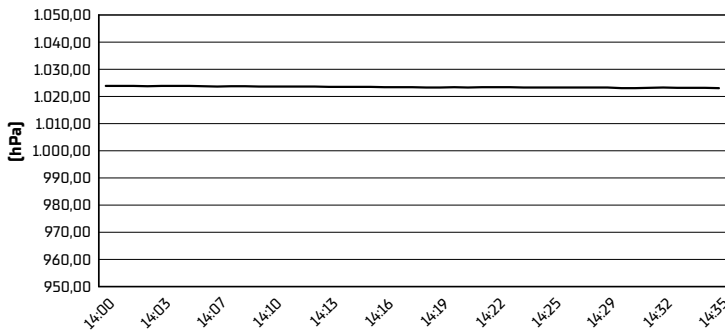
Air Temperature



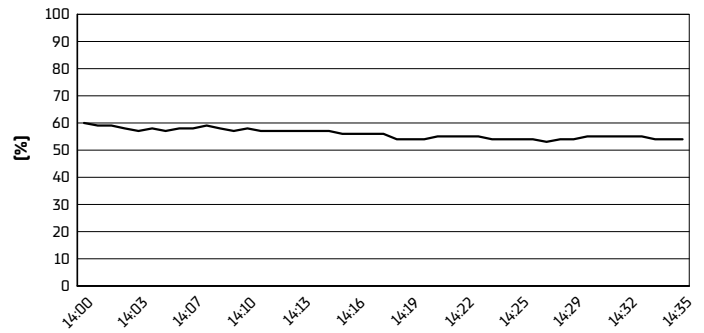
Track Temperature



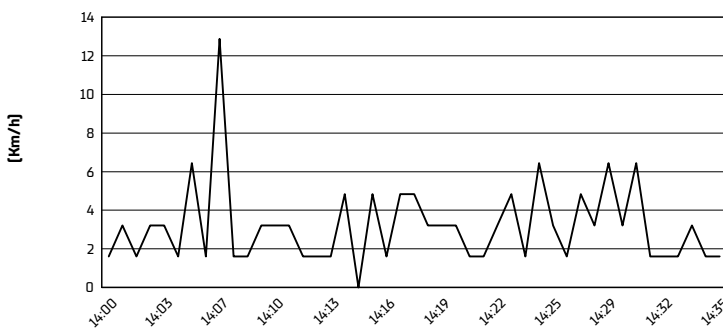
Air Pressure



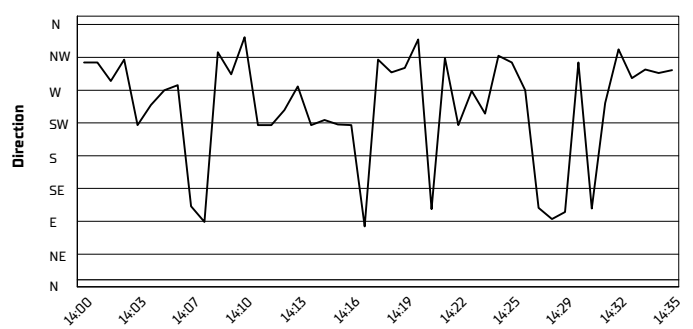
Humidity



Wind Speed



Wind Direction



19/10/2024

These data/results cannot be reproduced, stored and/or transmitted in whole or in part by any manner of electronic, mechanical, photocopying, recording, broadcasting or otherwise now known or herein after developed without the previous express consent by the copyright owner, except for reproduction in daily press and regular printed publications on sale to the public within 60 days of the event related to those data/results and always provided that copyright symbol appears together as follows below.

© DORNA WSBK ORGANIZATION Srl 2024