

Estoril Round, 11–13 October 2024
Results Race 2

Laps 18 = 75,276 Km - Time of Race 30'13.035 - Avg. 149,470 km/h

1 / 2

Pos	Grid	No. Rider	Nat	Team	Bike	Class	LL	Gap	Rel.	Fastest Lap	Speed	Qualifying	Speed
1	4	62 S. MANZI	ITA	Pata Yamaha Ten Kate Racing	Yamaha YZF R6		18			1'40.063	271,4	1'41.925	264,1
2	2	99 A. HUERTAS	ESP	Aruba.it Racing WorldSSP Team	Ducati Panigale V2		18	2.506	2.506	1'40.261	277,6	1'41.698	270,0
3	3	53 V. DEBISE	FRA	Evan Bros. WorldSSP Yamaha Team	Yamaha YZF R6		18	4.103	1.597	1'40.399	272,7	1'41.987	267,3
4	5	94 L. MAHIAS	FRA	GMT94 Yamaha	Yamaha YZF R6		18	4.351	0.248	1'40.411	274,8	1'42.698	266,7
5	6	11 B. BENDSNEYDER	NED	MV Agusta Reparto Corse	MV Agusta F3 800 RR		18	7.670	3.319	1'40.594	276,9	1'43.483	261,5
6	8	64 F. CARICASULO	ITA	Motozoo ME AIR Racing	MV Agusta F3 800 RR		18	9.355	1.685	1'40.526	278,4	1'43.122	268,7
7	10	28 G. VAN STRAALEN	NED	Pata Yamaha Ten Kate Racing	Yamaha YZF R6		18	12.056	2.701	1'40.701	277,6	1'42.454	264,7
8	9	54 B. SOFUOGLU	TUR	Yamaha Thailand Racing Team	Yamaha YZF R6		18	14.803	2.747	1'40.637	276,2	1'43.659	261,5
9	27	9 J. NAVARRO	ESP	Drelac Racing Verdunatura	Ducati Panigale V2		18	14.973	0.170	1'40.616	280,5		259,0
10	7	23 M. SCHROETTER	GER	MV Agusta Reparto Corse	MV Agusta F3 800 RR		18	15.182	0.209	1'40.712	277,6	1'43.242	266,0
11	11	40 S. CORSI	ITA	Renzi Corse	Ducati Panigale V2	*	18	20.935	5.753	1'41.114	271,4	1'42.975	269,3
12	12	50 O. VOSTATEK	CZE	PTR Triumph	Triumph Street Triple RS 765		18	22.634	1.699	1'41.168	271,4	1'43.024	263,4
13	14	72 Y. RUIZ	ESP	VFT Racing Yamaha	Yamaha YZF R6		18	22.644	0.010	1'41.229	275,5	1'43.389	268,7
14	18	5 N. ANTONELLI	ITA	Ecosantagata Althea Racing Team	Ducati Panigale V2		18	24.475	1.831	1'41.297	276,9	1'44.079	266,0
15	17	7 L. BALDASSARRI	ITA	WRP by SKM-Triumph	Triumph Street Triple RS 765		18	24.926	0.451	1'41.415	272,0	1'43.765	259,0
16	15	3 R. DE ROSA	ITA	QJMOTOR Factory Racing	QJMOTOR SRK 800 RR	*	18	35.604	10.678	1'41.762	273,4	1'43.544	262,1
17	26	89 K. BIN PAWI	MAS	PETRONAS MIE Racing Honda	Honda CBR600RR		18	36.083	0.479	1'41.701	271,4		261,5
18	22	71 T. EDWARDS	AUS	D34G Racing WorldSSP Team	Ducati Panigale V2	*	18	1'01.986	25.903	1'43.115	275,5	1'45.564	264,7
19	23	39 K. KEANKUM	THA	Yamaha Thailand Racing Team	Yamaha YZF R6		18	1'03.948	1.962	1'43.223	268,7	1'45.589	259,6
20	16	77 M. PONS	ESP	Team Prodina AltoGo	Yamaha YZF R6	*	18	1'15.896	11.948	1'41.859	272,0	1'43.664	255,9
21	28	37 G. RIBEIRO	POR	FIFTY Motorsport	Yamaha YZF R6		18	1'39.231	23.335	1'45.302	255,3		246,0
22	19	29 G. MORENO	MEX	VIAMO Racing by MTM	Kawasaki ZX-6R		14	4 Laps	4 Laps	1'44.176	272,0	1'44.493	259,6
-----Not Classified-----													
NC	25	27 K. TOBA	JPN	PETRONAS MIE Racing Honda	Honda CBR600RR		18	1'29.803		1'41.355	277,6	1'46.337	262,8
RET	1	55 Y. MONTELLA	ITA	Barni Spark Racing Team	Ducati Panigale V2		10	8 Laps		1'40.098	272,0	1'41.318	266,7
RET	24	16 A. ANUAR	MAS	PETRONAS MIE Racing Honda	Honda CBR600RR		1	17 Laps				1'45.890	259,6
RET	21	69 T. BOOTH-AMOS	GBR	PTR Triumph	Triumph Street Triple RS 765		0					1'44.921	260,9
RET	13	32 O. BAYLISS	AUS	D34G Racing WorldSSP Team	Ducati Panigale V2		0					1'43.177	268,7
RET	20	68 L. POWER	AUS	Motozoo ME AIR Racing	MV Agusta F3 800 RR	*	0					1'44.644	264,7

AIR	Humidity:	68%	Temp:	24°C
TRACK	Condition:	Dry	Temp:	34°C

Records	Pole [SP]	2022	D.Aegerter	1'39.046	152,002 Km/h
	Race [RC1]	2020	I.Vinales	1'40.053	150,472 Km/h
	All Times [SP]	2022	D.Aegerter	1'39.046	152,002 Km/h
Race Fastest Lap		Lap 9	S.Manzi	1'40.063	150,457 Km/h

LAP LEADERS				
No. Rider	From	To	Laps	Total
55 Y. MONTELLA	1	10	10	10
62 S. MANZI	11	18	8	8

TOTAL LEADER LAPS			
No. Rider	Laps		
55 Y. MONTELLA	152	68 L. POWER	4
99 A. HUERTAS	122	9 J. NAVARRO	2
62 S. MANZI	34	23 M. SCHROETTER	2
53 V. DEBISE	16	27 K. TOBA	1
66 N. TUULI	11	54 B. SOFUOGLU	1
71 T. EDWARDS	5	61 C. ONCU	1
7 L. BALDASSARRI	4	94 L. MAHIAS	1
28 G. VAN STRAALEN	4		

* WorldSSP Challenge

13/10/2024 Start 15:15 End 15:48 The results are provisional until the end of the time limit for protests and appeals and the completion of the technical checks.

These data/results cannot be reproduced, stored and/or transmitted in whole or in part by any manner of electronic, mechanical, photocopying, recording, broadcasting or otherwise now known or herein after developed without the previous express consent by the copyright owner, except for reproduction in daily press and regular printed publications on sale to the public within 60 days of the event related to those data/results and always provided that copyright symbol appears together as follows below.

© DORNA WSBK ORGANIZATION Srl 2024

Estoril Round, 11–13 October 2024
Results Race 2

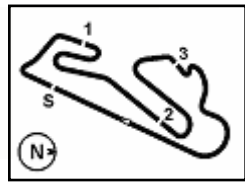
Race Highlights

Time	No. Rider	Description
15.00.00		Sighting Lap Started
15.02.20	69 T. BOOTH-AMOS	#69 Crashed - Turn 10
15.02.37	69 T. BOOTH-AMOS	#69 Rejoined
15.13.00	16 A. ANUAR	#16 Technical Problem on starting grid
15.13.09		Warm Up Lap Started
15.13.10	16 A. ANUAR	#16 Rejoined
15.15.48		Start of Session
15.16.07	68 L. POWER	#68 Crashed - Turn 2
15.16.31	69 T. BOOTH-AMOS	#69 Crashed - Turn 4
15.16.31	32 O. BAYLISS	#32 Crashed - Turn 4
15.17.20	68 L. POWER	#68 Not Actively Competing
15.17.36	32 O. BAYLISS	#32 Not Actively Competing
15.17.37	69 T. BOOTH-AMOS	#69 Not Actively Competing
15.17.41	16 A. ANUAR	#16 Entered Pit Lane
15.18.01	29 G. MORENO	#29 Crashed - Turn 3
15.18.33	77 M. PONS	#77 2X Long Lap Penalty - Jump Start
15.18.41	29 G. MORENO	#29 Rejoined
15.21.27	16 A. ANUAR	#16 Retired
15.22.13		Incident in turn 4 - To be reviewed after the race
15.25.13	29 G. MORENO	#29 Entered Pit Lane
15.25.40	77 M. PONS	#77 Ride Through - Ignored 2X Long Lap Penalty
15.27.42	77 M. PONS	#77 Entered Pit Lane
15.28.18	77 M. PONS	#77 Exited Pit Lane
15.28.32	77 M. PONS	#77 Ride Through Completed
15.30.32	29 G. MORENO	#29 Exited Pit Lane
15.30.36	77 M. PONS	#77 On the Gravel - Rejoined - Turn 4
15.33.36	55 Y. MONTELLA	#55 Crashed - Turn 7
15.34.27	55 Y. MONTELLA	#55 Not Actively Competing
15.35.42	27 K. TOBA	#27 Crashed - Turn 9
15.35.56		2/3 of Race Distance Completed
15.36.09	27 K. TOBA	#27 Rejoined
15.46.29		Podium Confirmed
15.47.11		Results Confirmed
15.47.14	27 K. TOBA	#27 Entered Pit Lane
15.47.35	27 K. TOBA	Not Classified
15.48.01	27 K. TOBA	#27 Not Classified - Chequered flag in pit lane
15.48.46		End of Session

13/10/2024 Start 15:15 End 15:48 The results are provisional until the end of the time limit for protests and appeals and the completion of the technical checks.

These data/results cannot be reproduced, stored and/or transmitted in whole or in part by any manner of electronic, mechanical, photocopying, recording, broadcasting or otherwise now known or herein after developed without the previous express consent by the copyright owner, except for reproduction in daily press and regular printed publications on sale to the public within 60 days of the event related to those data/results and always provided that copyright symbol appears together as follows below.

© DORNA WSBK ORGANIZATION Srl 2024

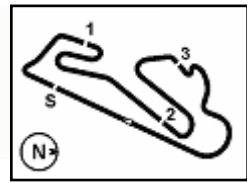


Estoril Round, 11-13 October 2024
Riders Standings

	Points	Points From First	Points From Previous	February 25 PHILLIP ISLAND	March 24 BARCELONA	April 21 ASSEN	June 16 MISANO	July 14 DONINGTON PARK	July 21 MOST	August 11 PORTIMAO	September 8 MAGNY-COURS	September 22 CREMONA CIRCUIT	September 29 ARAGON	October 13 ESTORIL	October 20 JEREZ				
1 HUERTAS Adrian (ESP)	410			16 7	25 3 5	25 20 4 1	25 25 1 1	25 25 1 1	25 25 1 1	20 4 1 1	13 16 1 1	25 20 1 1	25 11 1 1	20 20 1 1					
2 MANZI Stefano (ITA)	365	45		20 2 4	20 25 4 3	20 1 2	16 13 3 3	20 13 3 3	16 20 3 3	16 20 3 3		20 3 3	20 20 2 3	16 25 3 2					
3 MONTELLA Yari (ITA)	354	56	11	25 25 1 1	13 13 1 1	9 2 2	20 20 2 2	16 20 2 2	13 16 2 2	25 25 2 2	10 25 2 2	16 2 2	13 25 2 2	25 2 3					
4 DEBISE Valentin (FRA)	218	192	136	11 11	11 11 7 7	16 6 7	13 16 6 5	11 8 5 5	20 13 5 4	10 16 4 4	6 4 4	11 4 5	16 13 4 4	16 4 4					
5 SCHROETTER Marcel (GER)	204	206	14	16 20 3 2	16 20 2 2	4 8 2 4	10 10 4 4	5 4 4	9 7 4 5	9 8 5 5		6 13 5 5	13 13 5 5	5 9 5 5	10 6 5 5				
6 CARICASULO Federico (ITA)	184	226	20	13 13 4 3	10 8 5 4	10 5 6	9 9 5 6	1 7 7	11 10 7 7	11 13 7 7	20 6 7	10 7 6	8 7 7 7	11 10 7 6					
7 NAVARRO Jorge (ESP)	182	228	2	9 4 7 10	9 9 7 9	9 5 8 9	11 11 7 7	13 16 6 6	11 13 6 6	8 11 6 6		9 6 6	11 16 6 6	7 6 7					
8 VAN STRAALEN Glenn (NED)	156	254	26		2 6 20 14	13 25 12 8	6 2 9 9	4 9 9 8	7 9 8 8	7 10 8 8	16 10 8 8		1 7 8 8	6 7 8 8	9 9 8 8				
9 MAHIAS Lucas (FRA)	135	275	21	7 9 9 7	16 11 8	7 9 10	1 10 10	6 6 10 10	10 10 11	8 11 9 9		10 10 11	10 8 10 10	13 13 9 9					
10 TUULI Niki (FIN)	118	292	17	2 18	20 23 24 15	16 12 11	7 8 12 11	7 10 12 11	6 8 11 10	6 9 10	25 8 9 9	7 6 9 9	2 9 9	10 10 10 10					
11 BOOTH-AMOS Thomas (GBR)	105	305	13	3 16	3 1 16 15	1 18 20	6 21 18	9 11 17 13	8 13 13	6 14 14	7 13 14 12	11 16 11 10	10 11 11	1 11 11					
12 SOFUOGLU Bahattin (TUR)	96	314	9	10 10 6 4	6 10 6 6	8 11 7 5	10 8 8	10 8 9	9 9 9 9	11 11 11 11	11 13 11 13	6 5 12 13	6 6 13 13	6 8 13 12					
13 ONCU Can (TUR)	92	318	4		8 7 13 13	7 14 12	14 15 16 15	1 4 14 14	5 6 13 13	5 9 13 13	11 7 12 11	8 13 12	9 5 12 12	12 13 12 13					
14 BAYLISS Oliver (AUS)	76	334	16	11 6 5 6	5 10 10	11 12 11 12	8 3 11 11	8 7 11 12	4 1 12 12	1 12 12	5 5 13 14	2 14 14	4 2 14 14	4 4 14 14					
15 CORSI Simone (ITA)	50	360	26			2 3 24 25	5 3 25 19	3 3 19 19	5 19 18	3 5 17 17		4 18 18	3 9 18 17	5 5 16 15					
16 MCPHEE John (GBR)	46	364	4	8 8 8 7	4 9 11	5 10 11	12 14 14 16	14 16 16 16	16 16 16 15	1 7 16 15	4 9 15 15	9 15 15	15 15 15 15	15 16 15 16					
17 EDWARDS Tom (AUS)	40	370	6		4 11 20	11 17 16 16	4 5 15 17	5 17 17	17 17 17 17	17 18 17 18	9 2 15 16	5 5 16 16	16 16 16 16	17 17 17 17					
18 ANTONELLI Niccolo (ITA)	36	374	4		7 14 15	1 13 16 14	7 15 13	13 14 15 15	15 15 15 16	3 17 17			3 17 18	2 18 18					
19 VOSTATEK Ondrej (CZE)	33	377	3	2 14 18	20 23 24 29	24 29 31 31	31 31 31 31	3 4 27 23	23 23 23 23	23 23 23 23	8 7 21 19	7 7 19 19	5 4 19 19	19 19 19 19					
20 BALDASSARRI Lorenzo (ITA)	22	388	11	7 13	14 15 18 20	2 20 20	2 2 20 20	1 3 20 20	4 19 19		19 19 19 19	19 20 20 20	20 20 20 20	1 20 20					
21 RUIZ Yeray (ESP)	21	389	1	5 5 11 12	5 3 12 12	13 15 17 17	17 17 18 18	18 18 18 19	18 19 20 20	20 20 20 20	20 20 20 20	20 21 20 21	21 21 21 21	21 21 21 21					
22 BENDSNEYDER Bo (NED)	19	391	2											8 11 28 22					
23 TOBA Kaito (JPN)	17	393	2			10 18	18 19 21 21	21 21 21 21	21 21 21 21	2 21 21	3 21 21			2 22 23					
24 SARMOON Anupab (THA)	13	397	4	4 1 12 15	18 19 16 18	3 2 18 18	18 19 21 21	21 21 21 21	21 21 22 22	22 22 21 22	2 21 22	1 23 23	23 23 23 23	23 24 23 24					
25 OTTAVIANI Luca (ITA)	12	398	1				5 4 25 22	23 23 23 23	23 23 23 23	23 23 23 23	23 23 24 24	3 24 24	24 24 24 25						

13/10/2024 First Line: Championship Standings - Second Line: Ranking Progression
 These data/results cannot be reproduced, stored and/or transmitted in whole or in part by any manner of electronic, mechanical, photocopying, recording, broadcasting or otherwise now known or herein after developed without the previous express consent by the copyright owner, except for reproduction in daily press and regular printed publications on sale to the public within 60 days of the event related to those data/results and always provided that copyright symbol appears together as follows below.
 © DORNA WSBK ORGANIZATION Srl 2024



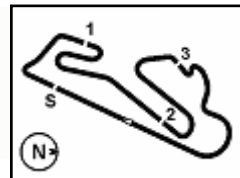


Estoril Round, 11-13 October 2024
Riders Standings

	Points	Points From First	Points From Previous	February 25 PHILLIP ISLAND	March 24 BARCELONA	April 21 ASSEN	June 16 MISANO	July 14 DONINGTON PARK	July 21 MOST	August 11 PORTIMAO	September 8 MAGNY-COURS	September 22 CREMONA CIRCUIT	September 29 ARAGON	October 13 ESTORIL	October 20 JEREZ														
26 BIESIEKIRSKI Piotr (POL)	10	400	2			4 26	1 27	27	27	27	28	28	29	27	27	27	28	25	26										
27 PEROLARI Corentin (FRA)	9	401	1									9 23	24	25	25	25	26	27											
28 DALLA PORTA Lorenzo (ITA)	9	401	0		1 23	2 21	22	27	28	28	28	28	29	30	30	28	23	23	24	25	25	25	26	27					
29 GOMEZ RUS Borja (ESP)	8	402	1									4 32	32	32	32	27	28	29											
30 SMITS Twan (NED)	6	404	2			6 22	22	24	24	24	24	25	25	25	25	26	27	27	27	28	29	30	30						
31 POWER Luke (AUS)	6	404	0			6 20	22	24	24	24	24	25	25	25	26	27	27	27	28	29	30	30							
32 TOPARIS Tom (AUS)	6	404	0	6 10	14	16	18	20	22	22	24	24	24	24	24	25	25	25	26	27	27	27	28	29	30	30			
33 DIAZ Alvaro (ESP)	6	404	0									3 31	32	27	27	28	29	30	30										
34 ODENDAAL Steven (RSA)	5	405	1						2 32	2 29	29	30	30	31	31	32	32	32	32	33	33	34	34						
35 FULIGNI Federico (ITA)	3	407	2				3 28	28	28	28	29	30	30	31	31	32	34	34	34	34	34	34	35	35					
36 BRENNER Marcel (SUI)	3	407	0	3 13	16	19	21	22	27	28	28	28	28	29	30	30	31	31	32	34	34	34	34	35	35				
37 PONS Miquel (ESP)	2	408	1									2 36	36	36	36	36	36	36	36	36	36	37	37						
38 BIN PAWI Khairul Idham (MAS)	2	408	0	1 15	20	23	25	27	30	32	32	32	32	33	33	33	33	33	33	33	33	34	35	36	36	36	36	37	37
39 GIANNINI Gabriele (ITA)	1	409	1			1 30	32	32	32	32	33	33	33	33	33	33	33	33	33	33	33	35	36	38	38	38	38	39	39

13/10/2024 First Line: Championship Standings - Second Line: Ranking Progression
 These data/results cannot be reproduced, stored and/or transmitted in whole or in part by any manner of electronic, mechanical, photocopying, recording, broadcasting or otherwise now known or herein after developed without the previous express consent by the copyright owner, except for reproduction in daily press and regular printed publications on sale to the public within 60 days of the event related to those data/results and always provided that copyright symbol appears together as follows below.
 © DORNA WSBK ORGANIZATION Srl 2024





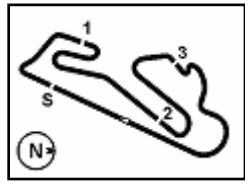
Circuito Estoril 4.182 m

Estoril Round, 11-13 October 2024
Riders Standings

Points	Points From First	Points From Previous	WorldSSP Challenge																		
			March 24 BARCELONA	April 21 ASSEN	June 16 MISANO	July 14 DONINGTON PARK	July 21 MOST	August 11 PORTIMAO	September 8 MAGNY-COURS	September 22 CREMONA CIRCUIT	September 29 ARAGON	October 13 ESTORIL	October 20 JEREZ								
1	CORSI	50			2	3	5	3	3	5	3	5	4	3	9	5					
	Simone [ITA]				3	3	3	2	2	2	2	2	2	2	2	1	1				
2	EDWARDS	40	10	4	11	4	5				9	2	5								
	Tom [AUS]			1	1	1	1	1	1	1	1	2	1	1	1	1	1	2	2		
3	POWER	6	44	34																	
	Luke [AUS]				6	2	2	2	3	3	3	3	3	3	3	3	3	3	3	3	3
4	FULIGNI	3	47	3																	
	Federico [ITA]				3	4	4	4	4	4	4	4	4	4	4	4	4	4	4	4	4
5	PONS	2	48	1									2								
	Miquel [ESP]												5	5	5	5	5	5	5	5	5
6	GIANNINI	1	49	1																	
	Gabriele [ITA]				1	4	5	5	5	5	5	5	5	5	5	6	6	6	6	6	6

13/10/2024 First Line: Championship Standings - Second Line: Ranking Progression
 These data/results cannot be reproduced, stored and/or transmitted in whole or in part by any manner of electronic, mechanical, photocopying, recording, broadcasting or otherwise now known or herein after developed without the previous express consent by the copyright owner, except for reproduction in daily press and regular printed publications on sale to the public within 60 days of the event related to those data/results and always provided that copyright symbol appears together as follows below.
 © DORNA WSBK ORGANIZATION Srl 2024





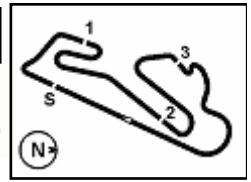
Circuito Estoril 4.182 m

Estoril Round, 11–13 October 2024
Manufacturers Standings

	Points	Points From First	Points From Previous	February 25 PHILLIP ISLAND		March 24 BARCELONA		April 21 ASSEN		June 16 MISANO		July 14 DONINGTON PARK		July 21 MOST		August 11 PORTIMAO		September 8 MAGNY-COURS		September 22 CREMONA CIRCUIT		September 29 ARAGON		October 13 ESTORIL		October 20 JEREZ			
				1	2	1	2	1	2	1	2	1	2	1	2	1	2	1	2	1	2	1	2	1	2	1	2	1	2
1	523			25	25	25	13	25	20	25	25	25	25	25	25	25	25	25	25	25	20	25	25	25	20				
2	424	99		20	11	20	25	20	25	16	16	20	13	20	20	16	20	16	20	20	25	20	20	16	25				
3	264	259	160	16	20	16	20	10	11	10	10	10	5	11	10	11	13	20	6	13	13	8	9	11	11				
4	166	357	98	9	8	9	9	9	5	2	6	9	11	8	4	4	7	7	13	11	16	10		5	4				
5	99	424	67	3		8	7	7				1	4	5	6	5	9	11	7	4	8	9	5						
6	25	498	74	1				10								2		1	9					2					

13/10/2024 First Line: Championship Standings - Second Line: Ranking Progression
 These data/results cannot be reproduced, stored and/or transmitted in whole or in part by any manner of electronic, mechanical, photocopying, recording, broadcasting or otherwise now known or herein after developed without the previous express consent by the copyright owner, except for reproduction in daily press and regular printed publications on sale to the public within 60 days of the event related to those data/results and always provided that copyright symbol appears together as follows below.
 © DORNA WSBK ORGANIZATION Srl 2024





Estoril Round, 11-13 October 2024
Teams Standings

	February 25 PHILIP ISLAND	March 24 BARCELONA	April 21 ASSEN	June 16 MISANO	July 14 DONINGTON PARK	July 21 MOST	August 11 PORTIMAO	September 8 MAGNY-COURS	September 22 CREMONA CIRCUIT	September 29 ARAGON	October 13 ESTORIL	October 20 JEREZ	
DALLA PORTA Lorenzo	6						2	4					
18 Petronas MIE Racing Honda													19 [-502]
TOBA Kaito	17			10			2		3			2	
BIN PAWI Khairul Idham	2	1						1					
19 Extreme Racing Service													12 [-509]
OTTAVIANI Luca	12			5	4						3		
20 VIAMO Racing by MTM													11 [-510]
GOMEZ RUS Borja	8								4		4		
BRENNER Marcel	3	3											
21 CBD Racing Honda France													9 [-512]
PEROLARI Corentin	9							9					
22 Team Apreco													6 [-515]
SMITS Twan	6			6									
23 Stop & Seal Racing													6 [-515]
TOPARIS Tom	6	6											
24 WRP Racing													4 [-517]
ODENDAAL Steven	4					2	2						
25 AltoGo Racing Team													3 [-518]
DALLA PORTA Lorenzo	3		1	2									
26 Team Prodina AltoGo													3 [-518]
PONS Miquel	2								2				
GIANNINI Gabriele	1			1									

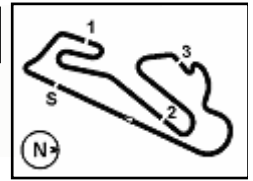
13/10/2024

These data/results cannot be reproduced, stored and/or transmitted in whole or in part by any manner of electronic, mechanical, photocopying, recording, broadcasting or otherwise now known or herein after developed without the previous express consent by the copyright owner, except for reproduction in daily press and regular printed publications on sale to the public within 60 days of the event related to those data/results and always provided that copyright symbol appears together as follows below.

© DORNA WSBK ORGANIZATION Srl 2024

FICR PERUGIA TIMING





Circuito Estoril 4.182 m

Estoril Round, 11–13 October 2024
Pirelli Best Lap Award

	Points	Points From First	Points From Previous	February 25 PHILLIP ISLAND	March 24 BARCELONA	April 21 ASSEN	June 16 MISANO	July 14 DONINGTON PARK	July 21 MIST	August 11 PORTIMAO	September 8 MAGNY-COURS	September 22 CREMONA CIRCUIT	September 29 ARAGON	October 13 ESTORIL	October 20 JEREZ			
1 HUERTAS Adrian (ESP)	6				1		1 1	1		1		1						
2 MANZI Stefano (ITA)	5	1							1 1		1		1	1				
3 MONTELLA Yari (ITA)	5	1	0	1				1		1		1		1				
4 DEBISE Valentin (FRA)	1	5	4										1					
5 ONCU Can (TUR)	1	5	0								1							
6 SOFUOGLU Bahattin (TUR)	1	5	0			1												
7 CARICASULO Federico (ITA)	1	5	0			1												
8 NAVARRO Jorge (ESP)	1	5	0		1													
9 SCHROETTER Marcel (GER)	1	5	0	1														

13/10/2024

First Line: Championship Standings - Second Line: Ranking Progression

These data/results cannot be reproduced, stored and/or transmitted in whole or in part by any manner of electronic, mechanical, photocopying, recording, broadcasting or otherwise now known or herein after developed without the previous express consent by the copyright owner, except for reproduction in daily press and regular printed publications on sale to the public within 60 days of the event related to those data/results and always provided that copyright symbol appears together as follows below.

© DORNA WSBK ORGANIZATION Srl 2024

Estoril Round, 11-13 October 2024
Best Sectors & Speed Race 2

RESULTS			
1	62 S. MANZI	Yamaha YZF R6	Laps 18
2	99 A. HUERTAS	Ducati Panigale V2	2.506
3	53 V. DEBISE	Yamaha YZF R6	4.103
4	94 L. MAHIAS	Yamaha YZF R6	4.351
5	11 B. BENDSNEYDER	MV Agusta F3 800 RR	7.670
6	64 F. CARICASULO	MV Agusta F3 800 RR	9.355
7	28 G. VAN STRAALEN	Yamaha YZF R6	12.056
8	54 B. SOFUOGLU	Yamaha YZF R6	14.803
9	9 J. NAVARRO	Ducati Panigale V2	14.973
10	23 M. SCHROETTER	MV Agusta F3 800 RR	15.182
11	40 S. CORSI	Ducati Panigale V2	20.935
12	50 D. VOSTATEK	Triumph Street Triple RS 765	22.634
13	72 Y. RUIZ	Yamaha YZF R6	22.644
14	5 N. ANTONELLI	Ducati Panigale V2	24.475
15	7 L. BALDASSARRI	Triumph Street Triple RS 765	24.926
16	3 R. DE ROSA	QJMOTOR SRK 800 RR	35.604
17	89 K. BIN PAWI	Honda CBR600RR	36.083
18	71 T. EDWARDS	Ducati Panigale V2	1'01.986
19	39 K. KEANKUM	Yamaha YZF R6	1'03.948
20	77 M. PONS	Yamaha YZF R6	1'15.896
21	37 G. RIBEIRO	Yamaha YZF R6	1'39.231
22	29 G. MORENO	Kawasaki ZX-6R	4 Laps
NC	27 K. TOBA	Honda CBR600RR	1'29.803
RET	55 Y. MONTELLA	Ducati Panigale V2	8 Laps
RET	16 A. ANUAR	Honda CBR600RR	17 Laps
RET	32 D. BAYLISS	Ducati Panigale V2	
RET	68 L. POWER	MV Agusta F3 800 RR	
RET	69 T. BOOTH-AMOS	Triumph Street Triple RS 765	

SPEED			
1	9 J. NAVARRO	Ducati Panigale V2	280,5
2	64 F. CARICASULO	MV Agusta F3 800 RR	278,4
3	28 G. VAN STRAALEN	Yamaha YZF R6	277,6
4	99 A. HUERTAS	Ducati Panigale V2	277,6
5	27 K. TOBA	Honda CBR600RR	277,6
6	23 M. SCHROETTER	MV Agusta F3 800 RR	277,6
7	11 B. BENDSNEYDER	MV Agusta F3 800 RR	276,9
8	5 N. ANTONELLI	Ducati Panigale V2	276,9
9	54 B. SOFUOGLU	Yamaha YZF R6	276,2
10	71 T. EDWARDS	Ducati Panigale V2	275,5
11	72 Y. RUIZ	Yamaha YZF R6	275,5
12	94 L. MAHIAS	Yamaha YZF R6	274,8
13	3 R. DE ROSA	QJMOTOR SRK 800 RR	273,4
14	53 V. DEBISE	Yamaha YZF R6	272,7
15	29 G. MORENO	Kawasaki ZX-6R	272,0
16	55 Y. MONTELLA	Ducati Panigale V2	272,0
17	77 M. PONS	Yamaha YZF R6	272,0
18	7 L. BALDASSARRI	Triumph Street Triple RS 765	272,0
19	50 D. VOSTATEK	Triumph Street Triple RS 765	271,4
20	89 K. BIN PAWI	Honda CBR600RR	271,4
21	40 S. CORSI	Ducati Panigale V2	271,4
22	62 S. MANZI	Yamaha YZF R6	271,4
23	39 K. KEANKUM	Yamaha YZF R6	268,7
24	37 G. RIBEIRO	Yamaha YZF R6	255,3

SEG. 1		SEG. 2		SEG. 3		SEG. 4					
1	55 Y. MONTELLA	20.359	1	99 A. HUERTAS	24.386	1	62 S. MANZI	23.294	1	94 L. MAHIAS	31.716
2	62 S. MANZI	20.370	2	64 F. CARICASULO	24.400	2	94 L. MAHIAS	23.306	2	54 B. SOFUOGLU	31.752
3	99 A. HUERTAS	20.404	3	53 V. DEBISE	24.436	3	55 Y. MONTELLA	23.338	3	11 B. BENDSNEYDER	31.765
4	53 V. DEBISE	20.428	4	55 Y. MONTELLA	24.439	4	99 A. HUERTAS	23.379	4	99 A. HUERTAS	31.783
5	11 B. BENDSNEYDER	20.463	5	9 J. NAVARRO	24.441	5	28 G. VAN STRAALEN	23.420	5	55 Y. MONTELLA	31.784
6	28 G. VAN STRAALEN	20.497	6	62 S. MANZI	24.454	6	53 V. DEBISE	23.429	6	62 S. MANZI	31.817
7	9 J. NAVARRO	20.510	7	23 M. SCHROETTER	24.484	7	64 F. CARICASULO	23.433	7	53 V. DEBISE	31.906
8	64 F. CARICASULO	20.525	8	94 L. MAHIAS	24.519	8	50 D. VOSTATEK	23.495	8	64 F. CARICASULO	31.927
9	94 L. MAHIAS	20.529	9	54 B. SOFUOGLU	24.542	9	23 M. SCHROETTER	23.500	9	23 M. SCHROETTER	31.936
10	40 S. CORSI	20.589	10	28 G. VAN STRAALEN	24.574	10	9 J. NAVARRO	23.506	10	9 J. NAVARRO	31.944
11	23 M. SCHROETTER	20.625	11	11 B. BENDSNEYDER	24.585	11	11 B. BENDSNEYDER	23.508	11	28 G. VAN STRAALEN	32.037
12	54 B. SOFUOGLU	20.626	12	7 L. BALDASSARRI	24.588	12	54 B. SOFUOGLU	23.508	12	40 S. CORSI	32.067
13	27 K. TOBA	20.634	13	40 S. CORSI	24.617	13	72 Y. RUIZ	23.519	13	27 K. TOBA	32.078
14	50 D. VOSTATEK	20.658	14	50 D. VOSTATEK	24.638	14	40 S. CORSI	23.556	14	5 N. ANTONELLI	32.082
15	72 Y. RUIZ	20.660	15	27 K. TOBA	24.668	15	5 N. ANTONELLI	23.569	15	72 Y. RUIZ	32.152
16	5 N. ANTONELLI	20.675	16	5 N. ANTONELLI	24.686	16	7 L. BALDASSARRI	23.606	16	3 R. DE ROSA	32.169
17	7 L. BALDASSARRI	20.717	17	72 Y. RUIZ	24.687	17	3 R. DE ROSA	23.616	17	50 D. VOSTATEK	32.169
18	89 K. BIN PAWI	20.731	18	89 K. BIN PAWI	24.753	18	27 K. TOBA	23.666	18	77 M. PONS	32.174
19	77 M. PONS	20.774	19	3 R. DE ROSA	24.831	19	89 K. BIN PAWI	23.707	19	7 L. BALDASSARRI	32.262
20	3 R. DE ROSA	20.824	20	77 M. PONS	24.848	20	77 M. PONS	23.725	20	89 K. BIN PAWI	32.468
21	29 G. MORENO	21.001	21	71 T. EDWARDS	25.061	21	71 T. EDWARDS	24.028	21	71 T. EDWARDS	32.497
22	39 K. KEANKUM	21.072	22	39 K. KEANKUM	25.280	22	39 K. KEANKUM	24.039	22	29 G. MORENO	32.622
23	71 T. EDWARDS	21.241	23	29 G. MORENO	25.311	23	29 G. MORENO	24.259	23	39 K. KEANKUM	32.646
24	37 G. RIBEIRO	21.447	24	37 G. RIBEIRO	25.702	24	37 G. RIBEIRO	24.500	24	37 G. RIBEIRO	33.344
25	32 D. BAYLISS	26.327	25	16 A. ANUAR	26.829	25	16 A. ANUAR	25.914			
26	69 T. BOOTH-AMOS	26.490									
27	16 A. ANUAR	28.015									

13/10/2024

These data/results cannot be reproduced, stored and/or transmitted in whole or in part by any manner of electronic, mechanical, photocopying, recording, broadcasting or otherwise now known or herein after developed without the previous express consent by the copyright owner, except for reproduction in daily press and regular printed publications on sale to the public within 60 days of the event related to those data/results and always provided that copyright symbol appears together as follows below.

© DORNA WSBK ORGANIZATION Srl 2024

Estoril Round, 11-13 October 2024
Lap Chart Race 2

	Lap																	
	1	2	3	4	5	6	7	8	9	10	11	12	13	14	15	16	17	18
1	55	55	55	55	55	55	55	55	55	55	62	62	62	62	62	62	62	62
2	62	62	62	62	62	62	62	62	62	62	99	99	99	99	99	99	99	99
3	94	94	99	99	99	99	99	99	99	99	53	53	53	53	53	53	53	53
4	53	99	94	94	94	53	53	53	94	53	94	94	94	94	94	94	94	94
5	99	53	53	53	53	94	94	94	53	94	64	64	64	11	11	11	11	11
6	64	64	64	64	64	64	64	64	64	64	11	11	11	64	64	64	64	64
7	11	11	11	11	11	11	11	11	11	11	28	28	28	28	28	28	28	28
8	54	28	28	28	28	28	28	28	28	28	9	9	9	9	54	54	54	54
9	40	54	54	54	54	54	23	23	23	9	54	23	54	54	9	9	9	9
10	23	23	23	23	23	23	54	54	9	23	23	54	23	23	23	23	23	23
11	28	40	72	72	9	9	9	9	54	54	72	40	40	40	40	40	40	40
12	72	72	40	40	72	40	72	40	40	40	40	72	72	72	72	72	72	50
13	7	7	7	9	40	72	40	72	72	72	50	50	50	50	50	50	50	72
14	50	50	50	7	7	50	50	50	50	50	5	5	5	5	5	5	5	5
15	77	77	9	50	50	7	7	7	5	5	7	7	7	7	7	7	7	7
16	27	9	77	77	77	27	5	5	7	7	27	3	3	3	3	3	3	3
17	5	27	27	27	27	5	27	27	27	27	3	89	89	89	89	89	89	89
18	9	5	5	5	5	77	3	3	3	3	89	71	71	71	71	71	71	71
19	3	3	3	3	3	3	89	89	89	89	71	39	39	39	39	39	39	39
20	71	71	89	89	89	89	77	71	71	71	39	27	77	77	77	77	77	77
21	29	89	71	71	71	71	39	39	39	37	77	27	27	27	27	27	27	27
22	89	39	39	39	39	39	37	37	37	37	77	37	37	37	37	37	37	37
23	39	37	37	37	37	37	37	77	77	77	29	29	29	29				
24	37	29	29	29	29	29	29	29	29									
25	16																	

Final Result		
1	62 S. MANZI	Laps 18
2	99 A. HUERTAS	2.506
3	53 V. DEBISE	4.103
4	94 L. MAHIAS	4.351
5	11 B. BENDSNEYDER	7.670
6	64 F. CARICASULO	9.355
7	28 G. VAN STRAALLEN	12.056
8	54 B. SOFUOGLU	14.803
9	9 J. NAVARRO	14.973
10	23 M. SCHROETTER	15.182
11	40 S. CORSI	20.935
12	50 D. VOSTATEK	22.634
13	72 Y. RUIZ	22.644
14	5 N. ANTONELLI	24.475
15	7 L. BALDASSARRI	24.926
16	3 R. DE ROSA	35.604
17	89 K. BIN PAWI	36.083
18	71 T. EDWARDS	1'01.986
19	39 K. KEANKUM	1'03.948
20	77 M. PONS	1'15.896
21	37 G. RIBEIRO	1'39.231
22	29 G. MORENO	4 Laps
NC	27 K. TOBA	1'29.803
RET	55 Y. MONTELLA	8 Laps
RET	16 A. ANUAR	17 Laps
RET	68 L. POWER	
RET	69 T. BOOTH-AMOS	
RET	32 D. BAYLISS	

13/10/2024
These data/results cannot be reproduced, stored and/or transmitted in whole or in part by any manner of electronic, mechanical, photocopying, recording, broadcasting or otherwise now known or herein after developed without the previous express consent by the copyright owner, except for reproduction in daily press and regular printed publications on sale to the public within 60 days of the event related to those data/results and always provided that copyright symbol appears together as follows below.
© DORNA WSBK ORGANIZATION Srl 2024

Estoril Round, 11-13 October 2024
Lap Chart Race 2

2 / 4

Lap 1

1	55 Y.Montella	1'43.937
2	62 S.Manzi	0.797
3	94 L.Mahias	0.865
4	53 V.Debise	1.424
5	99 A.Huertas	1.523
6	64 F.Caricasulo	1.810
7	11 B.Bendsneyder	1.948
8	54 B.Sofuoglu	2.993
9	40 S.Corsi	3.002
10	23 M.Schroetter	3.182
11	28 G.van Straalen	3.184
12	72 Y.Ruiz	3.462
13	7 L.Baldassarri	3.795
14	50 O.Vostatek	4.074
15	77 M.Pons	4.736
16	27 K.Toba	5.014
17	5 N.Antonelli	5.357
18	9 J.Navarro	5.430
19	3 R.De Rosa	5.797
20	71 T.Edwards	6.153
21	29 G.Moreno	6.563
22	89 K.Bin Pawi	6.863
23	37 G.Ribeiro	7.303
24	16 A.Anuar	8.943
25		24.353

20	89 K.Bin Pawi	11.563
21	71 T.Edwards	12.330
22	39 K.Keankum	13.020
23	37 G.Ribeiro	19.416
24	29 G.Moreno	52.189

Lap 4

1	55 Y.Montella	6'45.004
2	62 S.Manzi	1.059
3	99 A.Huertas	1.974
4	94 L.Mahias	2.321
5	53 V.Debise	2.729
6	64 F.Caricasulo	3.486
7	11 B.Bendsneyder	3.893
8	28 G.van Straalen	5.233
9	54 B.Sofuoglu	5.919
10	23 M.Schroetter	6.548
11	72 Y.Ruiz	7.042
12	40 S.Corsi	7.686
13	9 J.Navarro	7.945
14	7 L.Baldassarri	8.009
15	50 O.Vostatek	8.393
16	77 M.Pons	9.393
17	27 K.Toba	9.776
18	5 N.Antonelli	9.977
19	3 R.De Rosa	10.165
20	89 K.Bin Pawi	13.532
21	71 T.Edwards	15.741
22	39 K.Keankum	16.030
23	37 G.Ribeiro	24.998
24	29 G.Moreno	56.600

Lap 5

1	55 Y.Montella	8'25.360
2	62 S.Manzi	0.969
3	99 A.Huertas	2.042
4	94 L.Mahias	2.805
5	53 V.Debise	3.090
6	64 F.Caricasulo	3.656
7	11 B.Bendsneyder	4.399
8	28 G.van Straalen	5.884
9	54 B.Sofuoglu	6.698
10	23 M.Schroetter	6.904
11	9 J.Navarro	8.525
12	72 Y.Ruiz	8.592
13	40 S.Corsi	8.902
14	7 L.Baldassarri	9.717
15	50 O.Vostatek	9.720
16	77 M.Pons	11.065
17	27 K.Toba	11.103
18	5 N.Antonelli	11.363
19	3 R.De Rosa	13.366
20	89 K.Bin Pawi	15.156
21	71 T.Edwards	19.108
22	39 K.Keankum	19.493
23	37 G.Ribeiro	29.944
24	29 G.Moreno	1'14.442

Lap 6

1	55 Y.Montella	10'05.477
2	62 S.Manzi	1.090
3	99 A.Huertas	2.281
4	53 V.Debise	3.471
5	94 L.Mahias	3.658
6	64 F.Caricasulo	4.367
7	11 B.Bendsneyder	5.336
8	28 G.van Straalen	6.558
9	54 B.Sofuoglu	7.492
10	23 M.Schroetter	7.815
11	9 J.Navarro	9.253
12	40 S.Corsi	10.003
13	72 Y.Ruiz	10.122
14	50 O.Vostatek	11.235

15	7 L.Baldassarri	11.444
16	27 K.Toba	12.823
17	5 N.Antonelli	12.831
18	77 M.Pons	13.183
19	3 R.De Rosa	15.117
20	89 K.Bin Pawi	17.026
21	71 T.Edwards	23.154
22	39 K.Keankum	23.456
23	37 G.Ribeiro	35.338
24	29 G.Moreno	

Lap 7

1	55 Y.Montella	11'45.769
2	62 S.Manzi	1.059
3	99 A.Huertas	2.318
4	53 V.Debise	3.758
5	94 L.Mahias	3.982
6	64 F.Caricasulo	4.838
7	11 B.Bendsneyder	5.839
8	28 G.van Straalen	7.151
9	23 M.Schroetter	8.653
10	54 B.Sofuoglu	9.430
11	9 J.Navarro	9.785
12	72 Y.Ruiz	11.479
13	40 S.Corsi	11.490
14	50 O.Vostatek	12.164
15	7 L.Baldassarri	12.752
16	5 N.Antonelli	14.033
17	27 K.Toba	14.440
18	3 R.De Rosa	17.164
19	89 K.Bin Pawi	18.767
20	77 M.Pons	23.550
21	71 T.Edwards	26.490
22	39 K.Keankum	27.317
23	37 G.Ribeiro	40.636
24	29 G.Moreno	

Lap 8

1	55 Y.Montella	13'26.085
2	62 S.Manzi	1.128
3	99 A.Huertas	2.275
4	53 V.Debise	4.132
5	94 L.Mahias	4.311
6	64 F.Caricasulo	5.592
7	11 B.Bendsneyder	6.257
8	28 G.van Straalen	7.536
9	23 M.Schroetter	9.445
10	54 B.Sofuoglu	10.216
11	9 J.Navarro	10.515
12	40 S.Corsi	12.453
13	72 Y.Ruiz	12.500
14	50 O.Vostatek	13.016
15	7 L.Baldassarri	14.103
16	5 N.Antonelli	15.259
17	27 K.Toba	15.724
18	3 R.De Rosa	18.777
19	89 K.Bin Pawi	20.152
20	71 T.Edwards	29.781
21	39 K.Keankum	30.887
22	37 G.Ribeiro	45.647
23	77 M.Pons	49.168
24	29 G.Moreno	

Lap 9

1	55 Y.Montella	15'06.474
2	62 S.Manzi	0.802
3	99 A.Huertas	2.283
4	94 L.Mahias	4.956
5	53 V.Debise	5.231
6	64 F.Caricasulo	6.222
7	11 B.Bendsneyder	6.769
8	28 G.van Straalen	8.242
9	23 M.Schroetter	10.370

Lap 10

1	55 Y.Montella	16'46.572
2	62 S.Manzi	0.913
3	99 A.Huertas	2.665
4	53 V.Debise	6.072
5	94 L.Mahias	6.200
6	64 F.Caricasulo	6.984
7	11 B.Bendsneyder	7.405
8	28 G.van Straalen	8.881
9	9 J.Navarro	11.608
10	23 M.Schroetter	11.803
11	54 B.Sofuoglu	11.825
12	40 S.Corsi	15.533
13	72 Y.Ruiz	15.549
14	50 O.Vostatek	16.020
15	5 N.Antonelli	17.509
16	7 L.Baldassarri	17.841
17	27 K.Toba	18.239
18	3 R.De Rosa	23.001
19	89 K.Bin Pawi	24.064
20	71 T.Edwards	36.988
21	39 K.Keankum	37.483
22	37 G.Ribeiro	57.679
23	77 M.Pons	1'03.160
24	29 G.Moreno	

Lap 11

1	62 S.Manzi	18'28.079
2	99 A.Huertas	1.766
3	53 V.Debise	5.370
4	94 L.Mahias	5.478
5	64 F.Caricasulo	6.474
6	11 B.Bendsneyder	6.809
7	28 G.van Straalen	8.507
8	9 J.Navarro	11.749
9	54 B.Sofuoglu	11.898
10	23 M.Schroetter	12.005
11	72 Y.Ruiz	15.679
12	40 S.Corsi	15.684
13	50 O.Vostatek	16.000
14	5 N.Antonelli	17.480
15	7 L.Baldassarri	17.836
16	27 K.Toba	18.238
17	3 R.De Rosa	24.107
18	89 K.Bin Pawi	24.922
19	71 T.Edwards	39.346
20	39 K.Keankum	40.113
21	37 G.Ribeiro	1'02.136
22	77 M.Pons	1'04.140
23	29 G.Moreno	

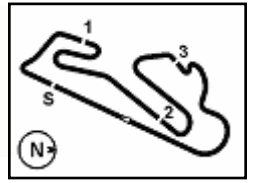
Lap 12

1	62 S.Manzi	20'08.731
2	99 A.Huertas	1.571
3	53 V.Debise	5.424
4	94 L.Mahias	5.509
5	64 F.Caricasulo	6.667

13/10/2024

These data/results cannot be reproduced, stored and/or transmitted in whole or in part by any manner of electronic, mechanical, photocopying, recording, broadcasting or otherwise now known or herein after developed without the previous express consent by the copyright owner, except for reproduction in daily press and regular printed publications on sale to the public within 60 days of the event related to those data/results and always provided that copyright symbol appears together as follows below.

© DORNA WSBK ORGANIZATION Srl 2024



Estoril Round, 11-13 October 2024
Lap Chart Race 2

6	11 B.Bendsneyder	6.945	4	94 L.Mahias	5.455	5	11 B.Bendsneyder	7.670
7	28 G.van Straalen	8.844	5	11 B.Bendsneyder	7.611	6	64 F.Caricasulo	9.355
8	9 J.Navarro	12.224	6	64 F.Caricasulo	7.784	7	28 G.van Straalen	12.056
9	23 M.Schroetter	12.923	7	28 G.van Straalen	10.303	8	54 B.Sofuoglu	14.803
10	54 B.Sofuoglu	12.936	8	54 B.Sofuoglu	13.753	9	9 J.Navarro	14.973
11	40 S.Corsi	16.477	9	9 J.Navarro	14.288	10	23 M.Schroetter	15.182
12	72 Y.Ruiz	16.572	10	23 M.Schroetter	14.897	11	40 S.Corsi	20.935
13	50 O.Vostatek	16.905	11	40 S.Corsi	19.316	12	50 O.Vostatek	22.634
14	5 N.Antonelli	18.410	12	72 Y.Ruiz	19.465	13	72 Y.Ruiz	22.644
15	7 L.Baldassarri	18.599	13	50 O.Vostatek	19.810	14	5 N.Antonelli	24.475
16	3 R.De Rosa	25.769	14	5 N.Antonelli	21.497	15	7 L.Baldassarri	24.926
17	89 K.Bin Pawi	26.768	15	7 L.Baldassarri	21.615	16	3 R.De Rosa	35.604
18	71 T.Edwards	42.797	16	3 R.De Rosa	31.108	17	89 K.Bin Pawi	36.083
19	39 K.Keankum	43.171	17	89 K.Bin Pawi	32.171	18	71 T.Edwards	1'01.986
20	27 K.Toba	1'04.288	18	71 T.Edwards	53.791	19	39 K.Keankum	1'03.948
21	77 M.Pons	1'06.113	19	39 K.Keankum	54.492	20	77 M.Pons	1'15.896
22	37 G.Ribeiro	1'07.335	20	77 M.Pons	1'11.914	21	27 K.Toba	1'29.803
23	29 G.Marena		21	27 K.Toba	1'13.426	22	37 G.Ribeiro	1'39.231
			22	37 G.Ribeiro	1'23.306			

Lap 13

1	62 S.Manzi	21'49.174
2	99 A.Huertas	1.914
3	53 V.Debise	5.392
4	94 L.Mahias	5.573
5	64 F.Caricasulo	7.322
6	11 B.Bendsneyder	7.513
7	28 G.van Straalen	9.540
8	9 J.Navarro	12.829
9	54 B.Sofuoglu	13.317
10	23 M.Schroetter	13.841
11	40 S.Corsi	17.350
12	72 Y.Ruiz	17.523
13	50 O.Vostatek	17.709
14	5 N.Antonelli	19.417
15	7 L.Baldassarri	19.777
16	3 R.De Rosa	27.560
17	89 K.Bin Pawi	28.977
18	71 T.Edwards	46.326
19	39 K.Keankum	46.875
20	77 M.Pons	1'08.420
21	27 K.Toba	1'09.995
22	37 G.Ribeiro	1'12.343
23	29 G.Marena	

Lap 16

1	62 S.Manzi	26'51.082
2	99 A.Huertas	2.589
3	53 V.Debise	5.166
4	94 L.Mahias	5.328
5	11 B.Bendsneyder	7.556
6	64 F.Caricasulo	9.169
7	28 G.van Straalen	10.949
8	54 B.Sofuoglu	14.330
9	9 J.Navarro	14.562
10	23 M.Schroetter	15.108
11	40 S.Corsi	19.781
12	72 Y.Ruiz	20.277
13	50 O.Vostatek	20.447
14	5 N.Antonelli	22.960
15	7 L.Baldassarri	23.361
16	3 R.De Rosa	32.794
17	89 K.Bin Pawi	33.473
18	71 T.Edwards	56.403
19	39 K.Keankum	57.793
20	77 M.Pons	1'13.455
21	27 K.Toba	1'14.349
22	37 G.Ribeiro	1'28.947

Lap 14

1	62 S.Manzi	23'29.761
2	99 A.Huertas	2.271
3	53 V.Debise	5.336
4	94 L.Mahias	5.406
5	11 B.Bendsneyder	7.538
6	64 F.Caricasulo	7.829
7	28 G.van Straalen	9.878
8	9 J.Navarro	13.332
9	54 B.Sofuoglu	13.367
10	23 M.Schroetter	14.619
11	40 S.Corsi	18.219
12	72 Y.Ruiz	18.257
13	50 O.Vostatek	18.777
14	5 N.Antonelli	20.527
15	7 L.Baldassarri	20.806
16	3 R.De Rosa	29.316
17	89 K.Bin Pawi	30.755
18	71 T.Edwards	50.653
19	39 K.Keankum	50.668
20	77 M.Pons	1'10.334
21	27 K.Toba	1'12.047
22	37 G.Ribeiro	1'17.885
23	29 G.Marena	

Lap 17

1	62 S.Manzi	28'31.804
2	99 A.Huertas	2.693
3	53 V.Debise	4.935
4	94 L.Mahias	5.171
5	11 B.Bendsneyder	7.450
6	64 F.Caricasulo	9.092
7	28 G.van Straalen	11.463
8	54 B.Sofuoglu	14.862
9	9 J.Navarro	15.174
10	23 M.Schroetter	15.289
11	40 S.Corsi	20.325
12	72 Y.Ruiz	21.629
13	50 O.Vostatek	21.657
14	5 N.Antonelli	23.685
15	7 L.Baldassarri	24.513
16	3 R.De Rosa	34.334
17	89 K.Bin Pawi	35.071
18	71 T.Edwards	59.345
19	39 K.Keankum	1'00.481
20	77 M.Pons	1'14.907
21	27 K.Toba	1'14.982
22	37 G.Ribeiro	1'33.915

Lap 15

1	62 S.Manzi	25'10.433
2	99 A.Huertas	2.585
3	53 V.Debise	5.329

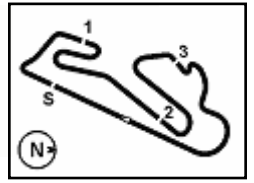
Lap 18

1	62 S.Manzi	30'13.035
2	99 A.Huertas	2.506
3	53 V.Debise	4.103
4	94 L.Mahias	4.351

13/10/2024

These data/results cannot be reproduced, stored and/or transmitted in whole or in part by any manner of electronic, mechanical, photocopying, recording, broadcasting or otherwise now known or herein after developed without the previous express consent by the copyright owner, except for reproduction in daily press and regular printed publications on sale to the public within 60 days of the event related to those data/results and always provided that copyright symbol appears together as follows below.

© DORNA WSBK ORGANIZATION Srl 2024



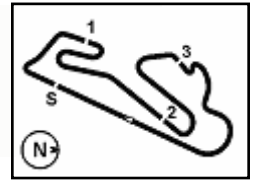
Race Pace Comparison

	62 Man	99 Hue	53 Deb	94 Mah	11 Ben	64 Car	28 vSt	54 Sof	9 Nav	23 Sch	40 Cor	50 Vos	72 Rui	5 Ant
1	1'44.734	1'45.460	1'45.361	1'44.802	1'45.885	1'45.747	1'47.121	1'46.930	1'49.367	1'47.119	1'46.939	1'48.011	1'47.399	1'49.294
2	1'40.523	1'40.261	1'40.989	1'40.739	1'41.238	1'41.152	1'41.026	1'41.829	1'41.385	1'42.045	1'42.552	1'42.384	1'42.113	1'42.148
3	1'40.461	1'40.655	1'40.925	1'40.903	1'41.036	1'40.910	1'41.051	1'41.151	1'41.145	1'41.241	1'41.887	1'41.471	1'41.305	1'41.667
4	1'40.345	1'40.602	1'40.458	1'40.881	1'40.738	1'40.681	1'41.039	1'41.013	1'41.052	1'41.147	1'41.312	1'41.531	1'41.229	1'41.872
5	1'40.266	1'40.424	1'40.717	1'40.840	1'40.862	1'40.526	1'41.007	1'41.135	1'40.936	1'40.712	1'41.572	1'41.683	1'41.906	1'41.742
6	1'40.238	1'40.356	1'40.498	1'40.970	1'41.054	1'40.828	1'40.791	1'40.911	1'40.845	1'41.028	1'41.218	1'41.632	1'41.647	1'41.585
7	1'40.261	1'40.329	1'40.579	1'40.616	1'40.795	1'40.763	1'40.885	1'42.230	1'40.824	1'41.130	1'41.779	1'41.221	1'41.649	1'41.494
8	1'40.385	1'40.273	1'40.690	1'40.645	1'40.734	1'41.070	1'40.701	1'41.102	1'41.046	1'41.108	1'41.279	1'41.168	1'41.337	1'41.542
9	1'40.063	1'40.397	1'41.488	1'41.034	1'40.901	1'41.019	1'41.095	1'40.944	1'40.616	1'41.314	1'41.418	1'41.438	1'41.454	1'41.297
10	1'40.209	1'40.480	1'40.939	1'41.342	1'40.734	1'40.860	1'40.737	1'41.152	1'40.964	1'41.531	1'42.149	1'42.053	1'42.082	1'41.440
11	1'40.594	1'40.608	1'40.805	1'40.785	1'40.911	1'40.997	1'41.133	1'41.580	1'41.648	1'41.709	1'41.658	1'41.487	1'41.637	1'41.478
12	1'40.652	1'40.457	1'40.706	1'40.683	1'40.788	1'40.845	1'40.989	1'41.690	1'41.127	1'41.570	1'41.445	1'41.557	1'41.545	1'41.582
13	1'40.443	1'40.786	1'40.411	1'40.507	1'41.011	1'41.098	1'41.139	1'40.824	1'41.048	1'41.361	1'41.316	1'41.247	1'41.394	1'41.450
14	1'40.587	1'40.944	1'40.531	1'40.420	1'40.612	1'41.094	1'40.925	1'40.637	1'41.090	1'41.365	1'41.456	1'41.655	1'41.321	1'41.697
15	1'40.672	1'40.986	1'40.665	1'40.721	1'40.745	1'40.627	1'41.097	1'41.058	1'41.628	1'40.950	1'41.769	1'41.705	1'41.880	1'41.642
16	1'40.649	1'40.653	1'40.486	1'40.522	1'40.594	1'42.034	1'41.295	1'41.226	1'40.923	1'40.860	1'41.114	1'41.286	1'41.461	1'42.112
17	1'40.722	1'40.826	1'40.491	1'40.565	1'40.616	1'40.645	1'41.236	1'41.254	1'41.334	1'40.903	1'41.266	1'41.932	1'42.074	1'41.447
18	1'41.231	1'41.044	1'40.399	1'40.411	1'41.451	1'41.494	1'41.824	1'41.172	1'41.030	1'41.124	1'41.841	1'42.208	1'42.246	1'42.021

	7 Bal	3 DeR	89 Bin	71 Edw	39 Kea	77 Pon	27 Tob	37 Rib	29 Mar	55 Mon	16 Anu
1	1'47.732	1'49.734	1'50.800	1'50.090	1'51.240	1'48.673	1'48.951	1'52.880	1'50.500	1'43.937	2'08.290
2	1'42.047	1'41.877	1'43.240	1'43.916	1'43.304	1'41.953	1'42.248	1'45.846	2'21.267	1'40.470	
3	1'41.614	1'41.762	1'42.314	1'43.115	1'43.267	1'41.912	1'41.553	1'45.481	1'45.213	1'40.384	
4	1'41.620	1'41.796	1'42.182	1'43.624	1'43.223	1'41.859	1'42.028	1'45.795	1'44.624	1'40.213	
5	1'42.064	1'43.557	1'41.980	1'43.723	1'43.819	1'42.028	1'41.683	1'45.302	1'58.198	1'40.356	
6	1'41.844	1'41.868	1'41.987	1'44.163	1'44.080	1'42.235	1'41.837	1'45.511	6'52.554	1'40.117	
7	1'41.600	1'42.339	1'42.033	1'43.628	1'44.153	1'50.659	1'41.909	1'45.590	1'45.071	1'40.292	
8	1'41.667	1'41.929	1'41.701	1'43.607	1'43.886	2'05.934	1'41.600	1'45.327	1'44.663	1'40.316	
9	1'42.492	1'42.281	1'42.132	1'43.758	1'43.642	1'51.713	1'41.550	1'46.440	1'44.332	1'40.389	
10	1'41.733	1'42.430	1'42.267	1'43.936	1'43.441	1'42.766	1'41.452	1'46.079	2'07.140	1'40.098	
11	1'41.502	1'42.613	1'42.365	1'43.865	1'44.137	1'42.487	1'41.506	1'45.964	1'49.945		
12	1'41.415	1'42.314	1'42.498	1'44.103	1'43.710	1'42.625	2'26.702	1'45.851	1'44.314		
13	1'41.621	1'42.234	1'42.652	1'43.972	1'44.147	1'42.750	1'46.150	1'45.451	1'44.176		
14	1'41.616	1'42.343	1'42.365	1'44.914	1'44.380	1'42.501	1'42.639	1'46.129	1'44.570		
15	1'41.481	1'42.464	1'42.088	1'43.810	1'44.496	1'42.252	1'42.051	1'46.093			
16	1'42.395	1'42.335	1'41.951	1'43.261	1'43.950	1'42.190	1'41.572	1'46.290			
17	1'41.874	1'42.262	1'42.320	1'43.664	1'43.410	1'42.174	1'41.355	1'45.690			
18	1'41.644	1'42.501	1'42.243	1'43.872	1'44.698	1'42.220	1'56.052	1'46.547			

13/10/2024
 These data/results cannot be reproduced, stored and/or transmitted in whole or in part by any manner of electronic, mechanical, photocopying, recording, broadcasting or otherwise now known or herein after developed without the previous express consent by the copyright owner, except for reproduction in daily press and regular printed publications on sale to the public within 60 days of the event related to those data/results and always provided that copyright symbol appears together as follows below.
 © DORNA WSBK ORGANIZATION Srl 2024





Circuito Estoril 4.182 m

Estoril Round, 11-13 October 2024 Chronological Analysis Race 2

Start at 15:15'36.449

1 / 5

Table with 4 columns for race position (1°, 2°, 3°, 4°) and rider names (62 S. MANZI, 94 L. MAHIAS, 99 A. HUERTAS, 11 B. BENDSNEYDER). Each column contains lap-by-lap data including segment times, lap times, km/h, and local times.

Table with 4 columns for race position (1°, 2°, 3°, 4°) and rider names (53 V. DEBISE, 64 F. CARICASULO). Each column contains lap-by-lap data including segment times, lap times, km/h, and local times.

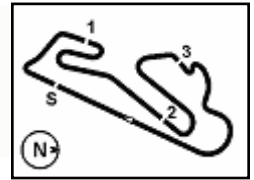
13/10/2024

P = Pits In/Out - C = Lap Time Cancelled

These data/results cannot be reproduced, stored and/or transmitted in whole or in part by any manner of electronic, mechanical, photocopying, recording, broadcasting or otherwise now known or herein after developed without the previous express consent by the copyright owner, except for reproduction in daily press and regular printed publications on sale to the public within 60 days of the event related to those data/results and always provided that copyright symbol appears together as follows below.

© DORNA WSBK ORGANIZATION Srl 2024





Circuito Estoril 4.182 m

Estoril Round, 11-13 October 2024 Chronological Analysis Race 2

Start at 15:15'36.449

2 / 5

7° 28 G. VAN STRAALEN [1'40.701]								10° 23 M. SCHROETTER [1'40.712]							
Lap	Seg1	Seg2	Seg3	Seg4	Lap Time	km/h	Local Time	Lap	Seg1	Seg2	Seg3	Seg4	Lap Time	km/h	Local Time
1		25.190	23.885	32.103	1'47.121		15:17'23.570	1		25.084	23.861	32.246	1'47.119		15:17'23.568
2	20.634	24.685	23.521	32.186	1'41.026	277,6	15:19'04.596	2	21.155	24.794	23.857	32.239	1'42.045	272,7	15:19'05.613
3	20.771	24.633	23.543	32.104	1'41.051	270,0	15:20'45.647	3	20.942	24.678	23.593	32.028	1'41.241	270,0	15:20'46.854
4	20.635	24.661	23.569	32.174	1'41.039	270,0	15:22'26.686	4	20.828	24.507	23.584	32.228	1'41.147	270,7	15:22'28.001
5	20.732	24.609	23.582	32.084	1'41.007	271,4	15:24'07.693	5	20.737	24.484	23.512	31.979	1'40.712	270,7	15:24'08.713
6	20.636	24.670	23.448	32.037	1'40.791	270,0	15:25'48.484	6	20.687	24.637	23.631	32.073	1'41.028	273,4	15:25'49.741
7	20.601	24.628	23.577	32.079	1'40.885	270,7	15:27'29.369	7	20.859	24.557	23.583	32.131	1'41.130	273,4	15:27'30.871
8	20.501	24.574	23.468	32.158	1'40.701	270,7	15:29'10.070	8	20.702	24.588	23.555	32.263	1'41.108	269,3	15:29'11.979
9	20.627	24.634	23.615	32.219	1'41.095	270,7	15:30'51.165	9	20.842	24.595	23.605	32.272	1'41.314	268,7	15:30'53.293
10	20.497	24.682	23.420	32.138	1'40.737	270,0	15:32'31.902	10	20.731	24.611	23.655	32.534	1'41.531	268,7	15:32'34.824
11	20.587	24.744	23.650	32.152	1'41.133	270,0	15:34'13.035	11	20.834	24.619	23.645	32.611	1'41.709	274,1	15:34'16.533
12	20.553	24.606	23.481	32.349	1'40.989	268,7	15:35'54.024	12	21.203	24.660	23.570	32.137	1'41.570	274,1	15:35'58.103
13	20.529	24.646	23.701	32.263	1'41.139	268,0	15:37'35.163	13	20.973	24.605	23.647	32.136	1'41.361	268,0	15:37'39.464
14	20.536	24.655	23.561	32.173	1'40.925	268,7	15:39'16.088	14	20.992	24.632	23.580	32.161	1'41.365	269,3	15:39'20.829
15	20.618	24.709	23.512	32.258	1'41.097	269,3	15:40'57.185	15	20.758	24.594	23.578	32.020	1'40.950	268,7	15:41'01.779
16	20.767	24.720	23.566	32.242	1'41.295	268,0	15:42'38.480	16	20.625	24.586	23.574	32.075	1'40.860	271,4	15:42'42.639
17	20.588	24.681	23.644	32.323	1'41.236	269,3	15:44'19.716	17	20.787	24.512	23.500	32.104	1'40.903	270,7	15:44'23.542
18	20.716	24.806	23.762	32.540	1'41.824	268,0	15:46'01.540	18	20.875	24.517	23.796	31.936	1'41.124	277,6	15:46'04.666
Race Time 30'25.091								Race Time 30'28.217							

8° 54 B. SOFUOGLU [1'40.637]								11° 40 S. CORSI [1'41.114]							
Lap	Seg1	Seg2	Seg3	Seg4	Lap Time	km/h	Local Time	Lap	Seg1	Seg2	Seg3	Seg4	Lap Time	km/h	Local Time
1		24.934	23.666	32.242	1'46.930		15:17'23.379	1		24.954	23.754	32.474	1'46.939		15:17'23.388
2	21.068	24.874	23.739	32.148	1'41.829	271,4	15:19'05.208	2	21.000	24.937	23.973	32.642	1'42.552	268,7	15:19'05.940
3	20.908	24.686	23.548	32.009	1'41.151	268,0	15:20'46.359	3	21.038	25.119	23.663	32.067	1'41.887	271,4	15:20'47.827
4	20.708	24.733	23.668	31.904	1'41.013	269,3	15:22'27.372	4	20.730	24.736	23.602	32.244	1'41.312	270,0	15:22'29.139
5	20.786	24.644	23.689	32.016	1'41.135	270,7	15:24'08.507	5	20.823	24.681	23.833	32.235	1'41.572	268,0	15:24'10.711
6	20.628	24.645	23.626	32.012	1'40.911	269,3	15:25'49.418	6	20.710	24.617	23.625	32.266	1'41.218	270,7	15:25'51.929
7	21.888	24.668	23.650	32.024	1'42.230	269,3	15:27'31.648	7	20.966	24.702	23.842	32.269	1'41.779	269,3	15:27'33.708
8	20.827	24.542	23.709	32.024	1'41.102	272,0	15:29'12.750	8	20.660	24.661	23.648	32.310	1'41.279	268,0	15:29'14.987
9	20.711	24.655	23.709	31.869	1'40.944	271,4	15:30'53.694	9	20.761	24.709	23.570	32.378	1'41.418	266,0	15:30'56.405
10	20.715	24.678	23.711	32.048	1'41.152	276,2	15:32'34.846	10	20.941	24.907	23.683	32.618	1'42.149	264,7	15:32'38.554
11	20.925	24.674	23.746	32.235	1'41.580	273,4	15:34'16.426	11	20.786	24.761	23.705	32.406	1'41.658	267,3	15:34'20.212
12	21.501	24.640	23.630	31.919	1'41.690	276,2	15:35'58.116	12	20.860	24.708	23.570	32.307	1'41.445	264,7	15:36'01.657
13	20.731	24.590	23.621	31.882	1'40.824	272,0	15:37'38.940	13	20.589	24.751	23.628	32.348	1'41.316	266,0	15:37'42.973
14	20.626	24.661	23.598	31.752	1'40.637	270,7	15:39'19.577	14	20.690	24.783	23.623	32.360	1'41.456	265,4	15:39'24.429
15	20.761	24.714	23.508	32.075	1'41.058	270,0	15:41'00.635	15	21.062	24.749	23.556	32.402	1'41.769	264,1	15:41'06.198
16	20.733	24.673	23.750	32.070	1'41.226	266,0	15:42'41.861	16	20.606	24.655	23.583	32.270	1'41.114	264,1	15:42'47.312
17	20.850	24.632	23.673	32.099	1'41.254	267,3	15:44'23.115	17	20.591	24.791	23.610	32.274	1'41.266	264,7	15:44'28.578
18	20.640	24.618	23.654	32.260	1'41.172	266,0	15:46'04.287	18	20.846	24.810	23.646	32.539	1'41.841	264,7	15:46'10.419
Race Time 30'27.838								Race Time 30'33.970							

9° 9 J. NAVARRO [1'40.616]								12° 50 O. VOSTATEK [1'41.168]							
Lap	Seg1	Seg2	Seg3	Seg4	Lap Time	km/h	Local Time	Lap	Seg1	Seg2	Seg3	Seg4	Lap Time	km/h	Local Time
1		25.719	23.911	32.222	1'49.367		15:17'25.816	1		25.104	23.857	32.553	1'48.011		15:17'24.460
2	20.815	24.574	24.052	31.944	1'41.385	280,5	15:19'07.201	2	20.929	24.768	23.570	33.117	1'42.384	271,4	15:19'06.844
3	20.721	24.478	23.731	32.215	1'41.145	275,5	15:20'48.346	3	20.794	24.736	23.555	32.386	1'41.471	265,4	15:20'48.315
4	20.682	24.670	23.710	31.990	1'41.052	276,9	15:22'29.398	4	20.956	24.859	23.547	32.169	1'41.531	268,7	15:22'29.846
5	20.660	24.615	23.545	32.116	1'40.936	276,2	15:24'10.334	5	20.781	24.812	23.700	32.390	1'41.683	271,4	15:24'11.529
6	20.544	24.553	23.606	32.142	1'40.845	272,7	15:25'51.179	6	20.951	24.786	23.533	32.362	1'41.632	268,7	15:25'53.161
7	20.519	24.556	23.564	32.185	1'40.824	272,7	15:27'32.003	7	20.658	24.682	23.571	32.310	1'41.221	266,7	15:27'34.382
8	20.632	24.576	23.650	32.188	1'41.046	276,2	15:29'13.049	8	20.681	24.638	23.568	32.281	1'41.168	268,0	15:29'15.550
9	20.637	24.441	23.515	32.023	1'40.616	276,2	15:30'53.665	9	20.758	24.738	23.586	32.356	1'41.438	268,7	15:30'56.988
10	20.526	24.597	23.556	32.285	1'40.964	277,6	15:32'34.629	10	20.731	24.757	23.716	32.849	1'42.053	268,0	15:32'39.041
11	20.612	24.858	23.616	32.562	1'41.648	272,0	15:34'16.277	11	20.745	24.796	23.680	32.266	1'41.487	268,7	15:34'20.528
12	20.629	24.637	23.514	32.347	1'41.127	270,0	15:35'57.404	12	20.955	24.762	23.584	32.256	1'41.557	269,3	15:36'02.085
13	20.510	24.596	23.535	32.407	1'41.048	270,0	15:37'38.452	13	20.745	24.760	23.560	32.182	1'41.247	268,7	15:37'43.332
14	20.619	24.631	23.506	32.334	1'41.090	270,7	15:39'19.542	14	20.776	24.848	23.613	32.418	1'41.655	270,0	15:39'24.987
15	20.965	24.684	23.638	32.341	1'41.628	268,7	15:41'01.170	15	20.778	24.880	23.729	32.318	1'41.705	268,0	15:41'06.692
16	20.572	24.532	23.766	32.053	1'40.923	274,1	15:42'42.093	16	20.733	24.672	23.589	32.292	1'41.286	266,7	15:42'47.978
17	20.886	24.656	23.665	32.127	1'41.334	274,1	15:44'23.427	17	20.755	24.894	23.799	32.484	1'41.932	270,0	15:44'29.910
18	20.705	24.620	23.659	32.046	1'41.030	274,1	15:46'04.457	18	20.742	24.733	23.495	33.238	1'42.208	263,4	15:46'12.118
Race Time 30'28.008								Race Time 30'35.669							

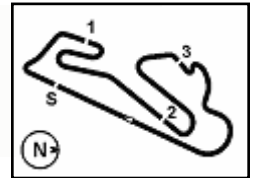
13/10/2024

P = Pits In/Out - C = Lap Time Cancelled

These data/results cannot be reproduced, stored and/or transmitted in whole or in part by any manner of electronic, mechanical, photocopying, recording, broadcasting or otherwise now known or herein after developed without the previous express consent by the copyright owner, except for reproduction in daily press and regular printed publications on sale to the public within 60 days of the event related to those data/results and always provided that copyright symbol appears together as follows below.

© DORNA WSBK ORGANIZATION Srl 2024





Circuito Estoril 4.182 m

Estoril Round, 11-13 October 2024
Chronological Analysis Race 2

Start at 15:15:36.449

4 / 5

19° 39 K. KEANKUM [1'43.223]								22° 37 G. RIBEIRO [1'45.302]							
Lap	Seg1	Seg2	Seg3	Seg4	Lap Time	km/h	Local Time	Lap	Seg1	Seg2	Seg3	Seg4	Lap Time	km/h	Local Time
1		26.033	24.782	32.741	1'51.240		15:17'27.689	1		26.435	24.865	33.344	1'52.880		15:17'29.329
2	21.118	25.359	24.181	32.646	1'43.304	268,0	15:19'10.993	2	21.723	25.885	24.743	33.495	1'45.846	255,3	15:19'15.175
3	21.162	25.308	24.039	32.758	1'43.267	264,1	15:20'54.260	3	21.596	25.857	24.600	33.428	1'45.481	252,3	15:21'00.656
4	21.177	25.317	24.074	32.655	1'43.223	264,7	15:22'37.483	4	21.583	25.826	24.941	33.445	1'45.795	252,9	15:22'46.451
5	21.382	25.486	24.051	32.900	1'43.819	268,7	15:24'21.302	5	21.572	25.779	24.500	33.451	1'45.302	251,7	15:24'31.753
6	21.295	25.400	24.460	32.925	1'44.080	267,3	15:26'05.382	6	21.745	25.793	24.509	33.464	1'45.511	247,7	15:26'17.264
7	21.344	25.494	24.233	33.082	1'44.153	266,7	15:27'49.535	7	21.677	25.727	24.685	33.501	1'45.590	253,5	15:28'02.854
8	21.332	25.280	24.294	32.980	1'43.886	263,4	15:29'33.421	8	21.627	25.702	24.549	33.449	1'45.327	252,3	15:29'48.181
9	21.095	25.480	24.081	32.986	1'43.642	263,4	15:31'17.063	9	21.772	25.859	24.954	33.855	1'46.440	247,1	15:31'34.621
10	21.103	25.413	24.166	32.759	1'43.441	262,8	15:33'00.504	10	21.933	25.879	24.695	33.572	1'46.079	250,6	15:33'20.700
11	21.072	25.591	24.369	33.105	1'44.137	264,7	15:34'44.641	11	21.507	25.832	24.886	33.739	1'45.964	251,7	15:35'06.664
12	21.162	25.319	24.301	32.928	1'43.710	262,8	15:36'28.351	12	21.675	25.882	24.765	33.529	1'45.851	248,8	15:36'52.515
13	21.383	25.378	24.404	32.982	1'44.147	263,4	15:38'12.498	13	21.649	25.748	24.631	33.423	1'45.451	254,1	15:38'37.966
14	21.269	25.466	24.454	33.191	1'44.380	263,4	15:39'56.878	14	21.736	25.800	24.901	33.692	1'46.129	251,7	15:40'24.095
15	21.550	25.672	24.291	32.983	1'44.496	258,4	15:41'41.374	15	21.772	25.877	24.691	33.753	1'46.093	248,3	15:42'10.188
16	21.339	25.306	24.362	32.943	1'43.950	262,1	15:43'25.324	16	21.542	26.053	25.115	33.580	1'46.290	251,7	15:43'56.478
17	21.115	25.303	24.160	32.832	1'43.410	262,8	15:45'08.734	17	21.447	25.781	24.824	33.638	1'45.690	248,8	15:45'42.168
18	21.149	25.457	24.779	33.313	1'44.698	262,8	15:46'53.432	18	21.742	25.776	25.129	33.900	1'46.547	248,3	15:47'28.715
Race Time 31'16.983								Race Time 31'52.266							

20° 77 M. PONS [1'41.859]								23° 29 G. MORENO [1'44.176]							
Lap	Seg1	Seg2	Seg3	Seg4	Lap Time	km/h	Local Time	Lap	Seg1	Seg2	Seg3	Seg4	Lap Time	km/h	Local Time
1		25.681	23.788	32.174	1'48.673		15:17'25.122	1		26.866	24.259	32.622	1'50.500		15:17'26.949
2	20.967	24.909	23.793	32.284	1'41.953	266,0	15:19'07.075	2	21.001	1'00.457	26.141	33.668	2'21.267	272,0	15:19'48.216
3	21.054	24.856	23.728	32.274	1'41.912	269,3	15:20'48.987	3	21.666	25.628	24.554	33.365	1'45.213	258,4	15:21'33.429
4	20.881	24.892	23.725	32.361	1'41.859	268,7	15:22'30.846	4	21.430	25.473	24.430	33.291	1'44.624	260,2	15:23'18.053
5	21.042	24.913	23.756	32.317	1'42.028	266,0	15:24'12.874	5	21.642	25.661	24.922	45.973	1'58.198P	262,1	15:25'16.251
6	21.138	24.930	23.964	32.203	1'42.235	264,7	15:25'55.109	6	5'27.570	26.476	25.010	33.498	6'52.554P		15:32'08.805
7	21.248	25.006	23.958	40.447	1'50.659P	272,0	15:27'45.768	7	21.568	25.631	24.621	33.251	1'45.071	261,5	15:33'53.876
8	43.793	25.322	24.154	32.665	2'05.934P		15:29'51.702	8	21.403	25.601	24.600	33.059	1'44.663	261,5	15:35'38.539
9	21.120	33.186	24.640	32.767	1'51.713	260,2	15:31'43.415	9	21.361	25.441	24.491	33.039	1'44.332	261,5	15:37'22.871
10	21.001	25.174	24.003	32.588	1'42.766	260,2	15:33'26.181	10	21.259	30.462	36.929	38.490	2'07.140	262,8	15:39'30.011
11	20.924	25.053	24.020	32.490	1'42.487	260,2	15:35'08.668	11	21.768	26.476	25.017	36.684	1'49.945	265,4	15:41'19.956
12	20.865	24.914	24.210	32.636	1'42.625	260,9	15:36'51.293	12	21.323	25.311	24.576	33.104	1'44.314	267,3	15:43'04.270
13	21.230	25.134	23.892	32.494	1'42.750	260,9	15:38'34.043	13	21.300	25.312	24.479	33.085	1'44.176	264,7	15:44'48.446
14	20.977	25.069	23.848	32.607	1'42.501	259,6	15:40'16.544	14	21.306	25.390	24.529	33.345	1'44.570	264,7	15:46'33.016
15	20.963	24.984	23.862	32.443	1'42.252	257,1	15:41'58.796	Race Time 30'56.567							
16	20.774	25.049	23.934	32.433	1'42.190	260,9	15:43'40.986								
17	20.889	24.952	23.857	32.476	1'42.174	260,9	15:45'23.160								
18	21.097	24.848	23.773	32.502	1'42.220	260,9	15:47'05.380								
Race Time 31'28.931															

RET 55 Y. MONTELLA [1'40.098]							
Lap	Seg1	Seg2	Seg3	Seg4	Lap Time	km/h	Local Time
1			24.528	23.471	31.889	1'43.937	15:17'20.386
2	20.493	24.573	23.485	31.919	1'40.470	269,3	15:19'00.856
3	20.460	24.539	23.437	31.948	1'40.384	270,0	15:20'41.240
4	20.428	24.509	23.476	31.800	1'40.213	270,0	15:22'21.453
5	20.435	24.584	23.447	31.890	1'40.356	272,0	15:24'01.809
6	20.482	24.513	23.338	31.784	1'40.117	271,4	15:25'41.926
7	20.376	24.490	23.465	31.961	1'40.292	270,7	15:27'22.218
8	20.416	24.497	23.505	31.898	1'40.316	271,4	15:29'02.534
9	20.446	24.589	23.453	31.901	1'40.389	271,4	15:30'42.923
10	20.359	24.447	23.343	31.949	1'40.098	272,0	15:32'23.021
11	20.383	24.439			270,0		
Race Time 16'46.572							

RET 16 A. ANUAR							
Lap	Seg1	Seg2	Seg3	Seg4	Lap Time	km/h	Local Time
1		26.829	25.914	47.532	2'08.290P		15:17'44.739
Race Time 2'08.290							

RET 32 O. BAYLISS							
Lap	Seg1	Seg2	Seg3	Seg4	Lap Time	km/h	Local Time
1							
Race Time 8:43'5.1							

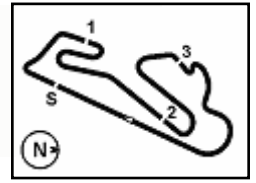
RET 69 T. BOOTH-AMOS							
Lap	Seg1	Seg2	Seg3	Seg4	Lap Time	km/h	Local Time
1							
Race Time 8:43'5.1							

13/10/2024 P = Pits In/Out - C = Lap Time Cancelled

These data/results cannot be reproduced, stored and/or transmitted in whole or in part by any manner of electronic, mechanical, photocopying, recording, broadcasting or otherwise now known or herein after developed without the previous express consent by the copyright owner, except for reproduction in daily press and regular printed publications on sale to the public within 60 days of the event related to those data/results and always provided that copyright symbol appears together as follows below.

© DORNA WSBK ORGANIZATION Srl 2024





Circuito Estoril 4.182 m

Estoril Round, 11-13 October 2024
Chronological Analysis Race 2

Start at 15:15'36.449

5 / 5

Race Time 8:43'5.1

13/10/2024 P = Pits In/Dut - C = Lap Time Cancelled

These data/results cannot be reproduced, stored and/or transmitted in whole or in part by any manner of electronic, mechanical, photocopying, recording, broadcasting or otherwise now known or herein after developed without the previous express consent by the copyright owner, except for reproduction in daily press and regular printed publications on sale to the public within 60 days of the event related to those data/results and always provided that copyright symbol appears together as follows below.

© DORNA WSBK ORGANIZATION Srl 2024

Estoril Round, 11-13 October 2024
Best Laps & Speeds

1 / 2

No.	Rider Bike	Nat	Best Lap		FP		SP		WUP1		RC1		WUP2		RC2	
			LL	SPD	LL	SPD	LL	SPD	LL	SPD	LL	SPD	LL	SPD	LL	SPD
1	62 S. MANZI Yamaha YZF R6	ITA	1'40.063 64 274,8		1'57.868 15 265,4		1'41.925 5 264,1				1'40.645 18 274,8		1'40.967 5 273,4		1'40.063 18 271,4	
2	55 Y. MONTELLA Ducati Panigale V2	ITA	1'40.098 59 276,9		1'56.967 18 264,1		1'41.318 4 266,7		2'00.080 4 266,0		1'40.266 18 270,0		1'41.429 5 276,9		1'40.098 10 272,0	
3	99 A. HUERTAS Ducati Panigale V2	ESP	1'40.261 67 277,6		1'58.804 15 262,8		1'41.698 6 270,0		2'03.014 5 265,4		1'40.505 18 272,7		1'42.132 5 276,9		1'40.261 18 277,6	
4	53 V. DEBISE Yamaha YZF R6	FRA	1'40.399 61 276,9		1'57.332 14 256,5		1'41.987 5 267,3		2'01.632 4 259,6		1'40.548 15 270,7		1'41.618 5 276,9		1'40.399 18 272,7	
5	94 L. MAHIAS Yamaha YZF R6	FRA	1'40.411 63 279,1		1'59.046 13 255,3		1'42.698 5 266,7		2'02.872 4 258,4		1'40.774 18 271,4		1'41.915 5 279,1		1'40.411 18 274,8	
6	64 F. CARICASULO MV Agusta F3 800 RR	ITA	1'40.526 61 279,1		1'58.136 13 265,4		1'43.122 2 268,7		2'02.290 5 264,7		1'41.261 18 272,7		1'41.360 5 279,1		1'40.526 18 278,4	
7	11 B. BENDSNEYDER MV Agusta F3 800 RR	NED	1'40.594 72 279,8		1'57.738 19 258,4		1'43.483 7 261,5		2'04.648 5 254,7		1'41.149 18 276,9		1'42.903 5 279,8		1'40.594 18 276,9	
8	9 J. NAVARRO Ducati Panigale V2	ESP	1'40.616 61 280,5		1'57.704 16 263,4		1'55.583 5 259,0		2'04.740 4 259,6		1'41.402 13 273,4		1'42.762 5 276,2		1'40.616 18 280,5	
9	54 B. SOFUOGLU Yamaha YZF R6	TUR	1'40.637 57 279,8		2'02.980 5 260,9		1'43.659 6 261,5		2'09.222 5 265,4		1'41.314 18 279,8		1'42.157 5 276,2		1'40.637 18 276,2	
10	28 G. VAN STRAALEN Yamaha YZF R6	NED	1'40.701 60 277,6		2'00.729 9 260,2		1'42.454 5 264,7		2'03.368 5 261,5		1'41.402 18 276,2		1'42.091 5 276,2		1'40.701 18 277,6	
11	23 M. SCHROETTER MV Agusta F3 800 RR	GER	1'40.712 67 277,6		1'59.099 16 257,8		1'43.242 6 266,0		2'07.007 4 259,6		1'41.247 18 277,6		1'42.132 5 275,5		1'40.712 18 277,6	
12	40 S. CORSI Ducati Panigale V2	ITA	1'41.114 64 277,6		1'58.886 14 260,2		1'42.975 6 269,3		2'04.406 3 259,6		1'41.607 18 272,0		1'42.668 5 277,6		1'41.114 18 271,4	
13	50 O. VOSTATEK Triumph Street Triple RS 765	CZE	1'41.168 59 273,4		2'02.945 14 254,1		1'43.024 5 263,4				1'41.615 18 273,4		1'42.741 4 265,4		1'41.168 18 271,4	
14	72 Y. RUIZ Yamaha YZF R6	ESP	1'41.229 68 278,4		2'02.478 17 251,2		1'43.389 5 268,7		2'05.791 5 256,5		1'42.651 18 278,4		1'42.832 5 278,4		1'41.229 18 275,5	
15	5 N. ANTONELLI Ducati Panigale V2	ITA	1'41.297 68 277,6		1'58.511 19 261,5		1'44.079 4 266,0		2'06.104 4 259,6		1'42.248 18 275,5		1'42.250 5 277,6		1'41.297 18 276,9	
16	32 O. BAYLISS Ducati Panigale V2	AUS	1'41.316 49 277,6		1'59.906 17 260,9		1'43.177 5 268,7		2'04.517 4 247,7		1'41.316 18 277,6		1'42.542 5 275,5			
17	27 K. TOBA Honda CBR600RR	JPN	1'41.355 66 277,6		2'00.516 16 262,8		1'46.337 4 262,8		2'06.397 5 260,9		1'42.201 18 277,6		1'42.645 5 277,6		1'41.355 18 277,6	
18	7 L. BALDASSARRI Triumph Street Triple RS 765	ITA	1'41.415 50 274,8		1'58.918 15 254,1		1'43.765 7 259,0		2'02.175 4 255,3		1'43.082 2 274,8		1'42.853 4 272,7		1'41.415 18 272,0	
19	89 K. BIN PAWI Honda CBR600RR	MAS	1'41.701 62 275,5		1'58.802 13 260,2		1'52.323 3 261,5		2'02.542 5 263,4		1'42.430 18 275,5		1'42.766 5 275,5		1'41.701 18 271,4	
20	74 P. BIESIEKIRSKI Ducati Panigale V2	POL	1'41.719 34 277,6		1'58.781 13 263,4		1'43.745 3 263,4				1'41.719 18 277,6					
21	3 R. DE ROSA QJMOTOR SRK 800 RR	ITA	1'41.762 65 273,4		1'56.918 16 261,5		1'43.544 5 262,1		3 254,7		1'42.259 18 270,0		1'42.555 5 266,7		1'41.762 18 273,4	
22	77 M. PONS Yamaha YZF R6	ESP	1'41.849 49 279,8				1'43.664 11 255,9		1 261,5		1'41.849 10 279,8		1'42.910 5 270,0		1'41.859 18 272,0	
23	66 N. TUULI Ducati Panigale V2	FIN	1'42.162 23 274,1		1'58.801 12 255,9		1'43.054 4 260,2				1'42.162 7 274,1					
24	69 T. BOOTH-AMOS Triumph Street Triple RS 765	GBR	1'42.358 38 277,6		2'00.634 9 257,1		1'44.921 6 260,9				1'42.358 18 272,0		1'43.148 5 277,6			
25	29 G. MORENO Kawasaki ZX-6R	MEX	1'42.665 65 276,2		2'01.849 19 257,1		1'44.493 5 259,6		2'05.757 4 258,4		1'42.665 18 272,0		1'44.461 5 276,2		1'44.176 14 272,0	

13/10/2024
These data/results cannot be reproduced, stored and/or transmitted in whole or in part by any manner of electronic, mechanical, photocopying, recording, broadcasting or otherwise now known or herein after developed without the previous express consent by the copyright owner, except for reproduction in daily press and regular printed publications on sale to the public within 60 days of the event related to those data/results and always provided that copyright symbol appears together as follows below.
© DORNA WSBK ORGANIZATION Srl 2024

Estoril Round, 11-13 October 2024
Best Laps & Speeds

2 / 2

No.	Rider	Nat	Best Lap		FP		SP		WUP1		RC1		WUP2		RC2	
			LL	SPD	LL	SPD	LL	SPD	LL	SPD	LL	SPD	LL	SPD	LL	SPD
26	71 T. EDWARDS Ducati Panigale V2	AUS	1'43.115 33 277,6		2'11.966 1 242,7		1'45.564 5 264,7		2'08.913 4 260,2				1'44.405 5 277,6		1'43.115 18 275,5	
27	68 L. POWER MV Agusta F3 800 RR	AUS	1'43.143 31 273,4		1'58.478 11 258,4		1'44.644 3 264,7		1'58.974 5 257,1		1'43.143 7 271,4		1'43.355 5 273,4			
28	39 K. KEANKUM Yamaha YZF R6	THA	1'43.223 63 270,7		1'59.231 16 259,0		1'45.589 7 259,6		2'02.957 5 259,0		1'44.728 12 261,5		1'43.766 5 270,7		1'43.223 18 268,7	
29	16 A. ANUAR Honda CBR600RR	MAS	1'43.284 42 273,4		1'59.440 13 260,2		1'45.890 3 259,6		2'01.753 2 262,8		1'43.317 18 271,4		1'43.284 5 273,4		1	
30	37 G. RIBEIRO Yamaha YZF R6	POR	1'45.302 55 264,1		2'01.724 14 245,5		2'06.916 5 246,0		2'10.018 5 248,8		1'45.377 8 254,1		1'46.086 5 264,1		1'45.302 18 255,3	
31	17 J. MCPHEE Triumph Street Triple RS 765	GBR	1'43.864 17 268,7		1'59.049 12 255,9								1'43.864 5 268,7			
32	61 C. ONCU Kawasaki ZX-6R	TUR	1'59.942 5 262,8		1'59.942 5 262,8											
33	22 F. FULIGNI Ducati Panigale V2	ITA	2'01.094 13 265,4		2'01.094 13 265,4											

13/10/2024
These data/results cannot be reproduced, stored and/or transmitted in whole or in part by any manner of electronic, mechanical, photocopying, recording, broadcasting or otherwise now known or herein after developed without the previous express consent by the copyright owner, except for reproduction in daily press and regular printed publications on sale to the public within 60 days of the event related to those data/results and always provided that copyright symbol appears together as follows below.
© DORNA WSBK ORGANIZATION Srl 2024

Estoril Round, 11-13 October 2024
Fastest Laps Race 2

Circuito Estoril 4.182 m

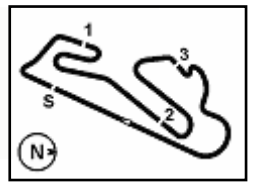
No.	Rider	Nat	Team	Bike	Class	Lap	Time	Gap
1	62 S. MANZI	ITA	Pata Yamaha Ten Kate Racing	Yamaha YZF R6		9	1'40.063	
2	55 Y. MONTELLA	ITA	Barni Spark Racing Team	Ducati Panigale V2		10	1'40.098	0.035
3	99 A. HUERTAS	ESP	Aruba.it Racing WorldSSP Team	Ducati Panigale V2		2	1'40.261	0.198
4	53 V. DEBISE	FRA	Evan Bros. WorldSSP Yamaha Team	Yamaha YZF R6		18	1'40.399	0.336
5	94 L. MAHIAS	FRA	GMT94 Yamaha	Yamaha YZF R6		18	1'40.411	0.348
6	64 F. CARICASULO	ITA	Motozoo ME AIR Racing	MV Agusta F3 800 RR		5	1'40.526	0.463
7	11 B. BENDSNEYDER	NED	MV Agusta Reparto Corse	MV Agusta F3 800 RR		16	1'40.594	0.531
8	9 J. NAVARRO	ESP	Orelac Racing Verdnatura	Ducati Panigale V2		9	1'40.616	0.553
9	54 B. SOFUOGLU	TUR	Yamaha Thailand Racing Team	Yamaha YZF R6		14	1'40.637	0.574
10	28 G. VAN STRAALLEN	NED	Pata Yamaha Ten Kate Racing	Yamaha YZF R6		8	1'40.701	0.638
11	23 M. SCHROETTER	GER	MV Agusta Reparto Corse	MV Agusta F3 800 RR		5	1'40.712	0.649
12	40 S. CORSI	ITA	Renzi Corse	Ducati Panigale V2	*	16	1'41.114	1.051
13	50 O. VOSTATEK	CZE	PTR Triumph	Triumph Street Triple RS 765		8	1'41.168	1.105
14	72 Y. RUIZ	ESP	VFT Racing Yamaha	Yamaha YZF R6		4	1'41.229	1.166
15	5 N. ANTONELLI	ITA	Ecosantagata Althea Racing Team	Ducati Panigale V2		9	1'41.297	1.234
16	27 K. TOBA	JPN	PETRONAS MIE Racing Honda	Honda CBR600RR		17	1'41.355	1.292
17	7 L. BALDASSARRI	ITA	WRP by SKM-Triumph	Triumph Street Triple RS 765		12	1'41.415	1.352
18	89 K. BIN PAWI	MAS	PETRONAS MIE Racing Honda	Honda CBR600RR		8	1'41.701	1.638
19	3 R. DE ROSA	ITA	QJMOTOR Factory Racing	QJMOTOR SRK 800 RR	*	3	1'41.762	1.699
20	77 M. PONS	ESP	Team Prodina AltoGo	Yamaha YZF R6	*	4	1'41.859	1.796
21	71 T. EDWARDS	AUS	D34G Racing WorldSSP Team	Ducati Panigale V2	*	3	1'43.115	3.052
22	39 K. KEANKUM	THA	Yamaha Thailand Racing Team	Yamaha YZF R6		4	1'43.223	3.160
23	29 G. MORENO	MEX	VIAMO Racing by MTM	Kawasaki ZX-6R		13	1'44.176	4.113
24	37 G. RIBEIRO	POR	FIFTY Motorsport	Yamaha YZF R6		5	1'45.302	5.239

* WorldSSP Challenge

13/10/2024

These data/results cannot be reproduced, stored and/or transmitted in whole or in part by any manner of electronic, mechanical, photocopying, recording, broadcasting or otherwise now known or herein after developed without the previous express consent by the copyright owner, except for reproduction in daily press and regular printed publications on sale to the public within 60 days of the event related to those data/results and always provided that copyright symbol appears together as follows below.

© DORNA WSBK ORGANIZATION Srl 2024



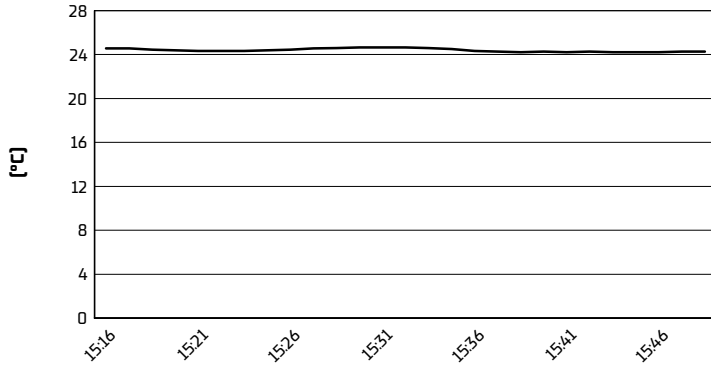
Circuito Estoril 4.182 m

Estoril Round, 11-13 October 2024

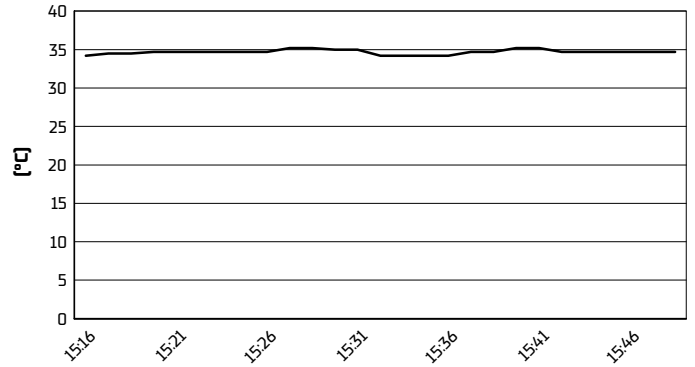
Weather Report Race 2

Session started 15:16 - Session ended 15:48

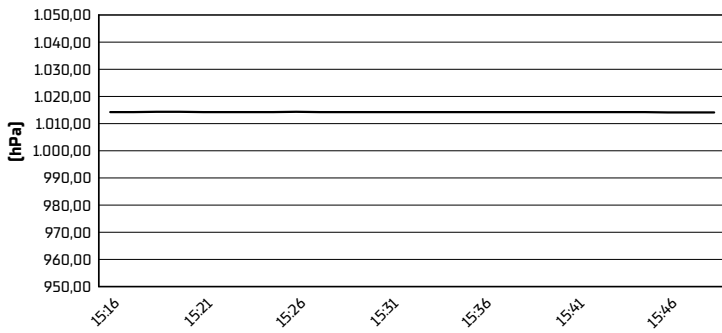
Air Temperature



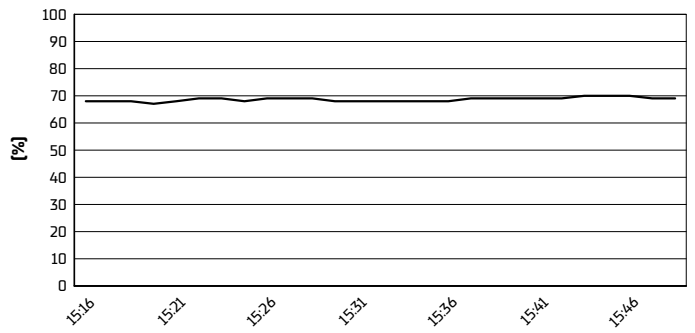
Track Temperature



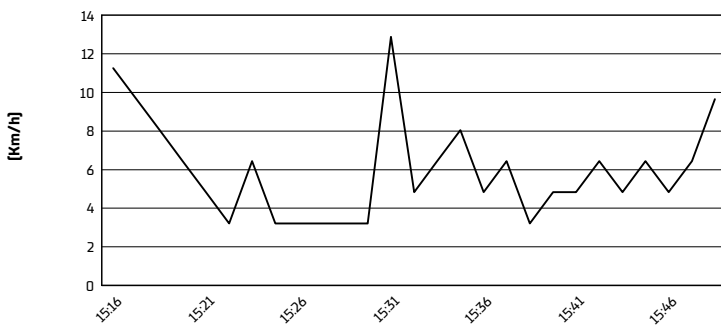
Air Pressure



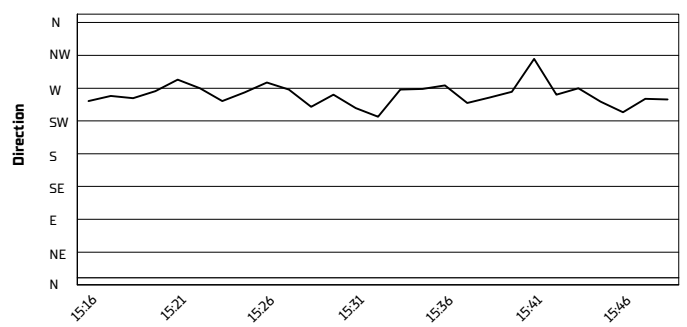
Humidity



Wind Speed



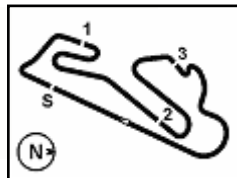
Wind Direction



13/10/2024

These data/results cannot be reproduced, stored and/or transmitted in whole or in part by any manner of electronic, mechanical, photocopying, recording, broadcasting or otherwise now known or herein after developed without the previous express consent by the copyright owner, except for reproduction in daily press and regular printed publications on sale to the public within 60 days of the event related to those data/results and always provided that copyright symbol appears together as follows below.

© DORNA WSBK ORGANIZATION Srl 2024



Circuito Estoril 4.182 m

Estoril Round, 11-13 October 2024
Riders Performance

	Points	Points From First	Points From Previous	February 25 PHILLIP ISLAND			March 24 BARCELONA			April 21 ASSEN			June 16 MISANO			July 14 DONINGTON PARK			July 21 MOST			August 11 PORTIMAO			September 8 MAGNY-COURS			September 22 CREMONA CIRCUIT			September 29 ARAGON			October 13 ESTORIL			October 20 JEREZ								
				SP 1	2		SP 1	2		SP 1	2		SP 1	2		SP 1	2		SP 1	2		SP 1	2		SP 1	2		SP 1	2		SP 1	2		SP 1	2										
1 HUERTAS	410			1	Rt	3	1	1	32	3	1	2	2	1	1	1	1	1	1	2	1	1	1	2	12	1	4	3	1	1	2	1	1	5	2	2	2								
2 MANZI	365	45		4	2	Rt	3	2	1	1	2	21	3	3	4	3	2	4	3	3	2	3	3	2	5	Rt	2	2	2	1	8	2	2	3	3	1									
3 MONTELLA	354	56	11	2	1	1	6	4	4	11	Rt	7	1	2	2	2	3	2	1	4	3	2	1	1	4	6	1	3	3	Rt	4	4	1	1	1	Rt									
4 DEBISE	218	192	136	5	Rt	5	7	5	5	10	3	18	4	4	3	4	5	8	4	2	4	8	6	3	7	10	Rt	9	21	5	7	3	4	4	Rt	3									
5 SCHROETTER	204	206	14	3	3	2	5	3	2	4	12	8	12	6	6	16	Rt	11	8	7	9	9	7	8	9	17	10	6	4	4	6	11	7	12	6	10									
6 CARICASULO	184	226	20	8	4	4	10	6	8	6	22	7	7	7	11	16	15	5	5	6	4	5	4	6	2	Rt	4	Rt	6	11	8	9	10	5	6										
7 NAVARRO	182	228	2	9	7	12	9	7	7	14	7	11	9	5	5	6	4	3	7	18	5	5	4	25	3	8	5	10	Rt	7	3	5	3	22	9										
8 VAN STRAALEN	156	254	26	17	18	20	21	14	10	2	4	1	14	10	14	10	12	7	14	9	7	11	9	6	11	3	6	15	Rt	15	5	9	10	5	9	7									
9 MAHIAS	135	275	21	6	9	7	4	Rt	3	9	24	16	15	Rt	5	10	10	10	6	Rt	7	8	5	2	31	Rt	7	6	Rt	2	6	8	6	4	4										
10 TUULI	118	292	17	10	17	14	16	16	Nc	5	Rt	3	5	9	8	8	9	6	15	10	8	10	10	Rt	10	1	8	19	9	10	16	14	16	9	Rt										
11 BOOTH-AMOS	105	305	13	11	Rt	13	11	13	15	8	Rt	16	19	Rt	10	7	7	5	13	8	14	23	10	8	9	4	14	5	3	10	Rt	6	23	15	Rt										
12 SOFUOGLU	96	314	9	7	6	6	19	10	6	7	8	5	13	Rt	Rt	9	6	Rt	6	Rt	Rt				16	16	Rt	18	10	11	15	10	Rt	16	10	8									
13 ONCU	92	318	4	12	Rt	16	2	8	9	16	9	6	Rt	29	14	15	12	12	11	10	6	11	7	12	5	9	8	22	8	9	7	11													
14 BAYLISS	76	334	16	15	5	10	17	21	11	20	Rt	8	8	13	12	8	9	16	12	15	13	Rt	15	13	11	11	13	Rt	14	18	12	14	11	12	Rt										
15 CORSI	50	360	26				24	20	19	14	13	11	Rt	11	19	13	13	20	Rt	11	17	13	11	27	24	18	16	Rt	12	20	16	13	7	7	11										
16 MCPHEE	46	364	4	21	8	8	12	12	17	17	11	Rt	15	Rt	19	20	21	Rt	21	20	19	15	15	9	17	19	12	5	7	Rt	14	20	Rt												
17 EDWARDS	40	370	6				13	Rt	12	13	5	25	20	12	Rt	13	11	24	9	Rt	Rt	28	Rt	17	18	7	14	20	11	16	13	Rt	20	24	Rt	18									
18 ANTONELLI	36	374	4		Rt	17	8	9	18	16	15	4	17	23	9	18	19	16	19	27	18	12	Rt	13	20	30	21	Rt	17	13	Rt	20	16	14											
19 VOSTATEK	33	377	3	19	14	19	25	22	26		Rt	26	24	19	27	17	17	20	11	13	12	25	22	20	24	26	16	12	8	9	22	19	17	8	11	12									
20 BALDASSARRI	22	388	11	14	Rt	9	18	26	16	6	Rt	Ex	21	14	21	23	14	14	17	15	13	18	12	Rt										19	Rt	15									
21 RUIZ	21	389	1	13	11	11	30	11	13			23	16	16																					29	Rt	24	13	20	13					
22 BENDSNEYDER	19	391	2																																										
23 TOBA	17	393	2	22	Rt	21	27	25	25	24	6	25	26	22	21	20	Rt	23	19	Rt	16	14	Rt	19	27	13	17	Rt	27	19	18	19	27	14	Nc										
24 SARMOON	13	397	4	20	12	15	23	23	22	13	14	27	Rt	28	22	22	Rt	28	Rt	Ex	22	17	18	28	14	19	23	15	20																
25 OTTAVIANI	12	398	1																																										
26 BIESIEKIRSKI	10	400	2				20	17		21	12	26	18	15	24	18	17	22	Rt	Rt	20	16	16	25	29	15	24	17	18	24	15	18	18	13											
27 DALLA PORTA	9	401	1				22	15	14																																				
28 PEROLARI	9	401	0																																										
29 GOMEZ RUS	8	402	1																																										
30 POWER	6	404	2				31	18	20	12	10	Rt	32	Rt	20	27	Rt	18	24	16	16	26	18	22	15	Rt	17	29	20	23	26	22	22	22	Rt	Rt									
31 SMITS	6	404	0							9	Rt	10																																	
32 DIAZ	6	404	0																																										
33 TOPARIS	6	404	0	16	10	18																																							
34 ODENDAAL	5	405	1																																										

SP = Superpole - 1 = Race 1 - 2 = Race 2

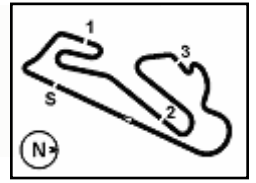
Ns = Did Not Start - Rt = Retired - Ex = Excluded

13/10/2024

These data/results cannot be reproduced, stored and/or transmitted in whole or in part by any manner of electronic, mechanical, photocopying, recording, broadcasting or otherwise now known or herein after developed without the previous express consent by the copyright owner, except for reproduction in daily press and regular printed publications on sale to the public within 60 days of the event related to those data/results and always provided that copyright symbol appears together as follows below.

© DORNA WSBK ORGANIZATION Srl 2024





Estoril Round, 11–13 October 2024
Riders Performance

	Points	Points From First	Points From Previous	February 25	March 24	April 21	June 16	July 14	July 21	August 11	September 8	September 22	September 29	October 13	October 20				
				PHILLIP ISLAND	BARCELONA	ASSEN	MISANO	DONINGTON PARK	MOST	PORTIMAO	MAGNY-COURS	CREMONA CIRCUIT	ARAGON	ESTORIL	JEREZ	SP 1 2	SP 1 2	SP 1 2	SP 1 2
35	FULIGNI	3	407	2	14 Rt 24		22 13 18	26 24 Rt	25 24 22	21 20 21	29 21 23	28 18 19	25 23 23						
36	BRENNER	3	407	0	18 13 25	15 19 27	22 19	34 25 26	15 Rt 21	27 Rt 21	27 21								
37	PONS	2	408	1								21 14 Rt	21 26 Rt	17 Rt 20					
38	BIN PAWI	2	408	0	25 15 23	29 28 29	23 20	31 21 24	31 25 23	26 22 Rt	23 Rt 19	15 29	30 Rt 26	27 21 26	18 17				
39	GIANNINI	1	409	1		28 27 21	17 15	18 Rt Ex	29 Rt Rt	32 26 Rt									

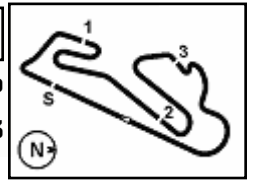
SP = Superpole - 1 = Race 1 - 2 = Race 2

Ns = Did Not Start - Rt = Retired - Ex = Excluded

13/10/2024

These data/results cannot be reproduced, stored and/or transmitted in whole or in part by any manner of electronic, mechanical, photocopying, recording, broadcasting or otherwise now known or herein after developed without the previous express consent by the copyright owner, except for reproduction in daily press and regular printed publications on sale to the public within 60 days of the event related to those data/results and always provided that copyright symbol appears together as follows below.

© DORNA WSBK ORGANIZATION Srl 2024



Estoril Round, 11-13 October 2024
Race Winners

	2021	2022	2023	2024
01 Phillip Island		RC1: Montella Y. (ITA) KAW RC2: Aegerter D. (SUI) YAM	RC1: Bulega N. (ITA) DUC RC2: Bulega N. (ITA) DUC	RC1: Montella Y. (ITA) DUC RC2: Montella Y. (ITA) DUC
02 Barcelona	RC1: Krummenacher R. (SUI) YAM RC2: Gonzalez M. (ESP) YAM	RC1: Aegerter D. (SUI) YAM RC2: Aegerter D. (SUI) YAM	RC1: Bulega N. (ITA) DUC RC2: Sofuoglu B. (TUR) MVA	RC1: Huertas A. (ESP) DUC RC2: Manzi S. (ITA) YAM
03 Assen	RC1: Aegerter D. (SUI) YAM RC2: Aegerter D. (SUI) YAM	RC1: Aegerter D. (SUI) YAM RC2: Aegerter D. (SUI) YAM	RC1: Bulega N. (ITA) DUC RC2: Bulega N. (ITA) DUC	RC1: Huertas A. (ESP) DUC RC2: van Straalen G. (NED) YAM
04 Misano	RC1: Aegerter D. (SUI) YAM RC2: Aegerter D. (SUI) YAM	RC1: Aegerter D. (SUI) YAM RC2: Aegerter D. (SUI) YAM	RC1: Bulega N. (ITA) DUC RC2: Manzi S. (ITA) YAM	RC1: Huertas A. (ESP) DUC RC2: Huertas A. (ESP) DUC
05 Donington		RC1: Aegerter D. (SUI) YAM RC2: Aegerter D. (SUI) YAM	RC1: Bulega N. (ITA) DUC RC2: Bulega N. (ITA) DUC	RC1: Huertas A. (ESP) DUC RC2: Huertas A. (ESP) DUC
06 Most	RC1: Odendaal S. (RSA) YAM RC2: Aegerter D. (SUI) YAM	RC1: Baldassarri L. (ITA) YAM RC2: Baldassarri L. (ITA) YAM	RC1: Bulega N. (ITA) DUC RC2: Mackenzie T. (GBR) HON	RC1: Huertas A. (ESP) DUC RC2: Huertas A. (ESP) DUC
07 Portimao	RC1: Cluzel J. (FRA) YAM RC2: Odendaal S. (RSA) YAM	RC1: Manzi S. (ITA) TRI RC2: Aegerter D. (SUI) YAM	RC1: Bulega N. (ITA) DUC RC2: Manzi S. (ITA) YAM	RC1: Montella Y. (ITA) DUC RC2: Montella Y. (ITA) DUC
08 Magny-Cours	RC1: Aegerter D. (SUI) YAM RC2: Gonzalez M. (ESP) YAM	RC1: Baldassarri L. (ITA) YAM RC2: Aegerter D. (SUI) YAM	RC1: Bulega N. (ITA) DUC RC2: Bulega N. (ITA) DUC	RC1: Tuuli N. (FIN) DUC RC2: Montella Y. (ITA) DUC
09 Cremona				RC1: Huertas A. (ESP) DUC RC2: Manzi S. (ITA) YAM
10 Aragon	RC1: Odendaal S. (RSA) YAM RC2: Odendaal S. (RSA) YAM	RC1: Baldassarri L. (ITA) YAM RC2: Aegerter D. (SUI) YAM	RC1: Bulega N. (ITA) DUC RC2: Bulega N. (ITA) DUC	RC1: Huertas A. (ESP) DUC RC2: Montella Y. (ITA) DUC
11 Estoril	RC1: Odendaal S. (RSA) YAM RC2: Aegerter D. (SUI) YAM	RC1: Aegerter D. (SUI) YAM RC2: Aegerter D. (SUI) YAM		RC1: Montella Y. (ITA) DUC RC2: Manzi S. (ITA) YAM
12 Jerez	Aegerter D. (SUI) YAM		RC1: Bulega N. (ITA) DUC RC2: Bulega N. (ITA) DUC	

2024

- 10 A. Huertas
- 7 Y. Montella
- 3 **S. Manzi**
- 1 N. Tuuli
- 1 G. van Straalen

ALL TIMES

- | | | | | |
|-------------------|-------------------|-----------------|-----------------------|-----------------|
| 43 K. Sofuoglu | 7 R. Krummenacher | 3 C. Kellner | 1 R. De Rosa | 1 A. Verdoia |
| 27 D. Aegerter | 7 A. Pitt | 3 J. Lascorz | 1 L. Lanzi | 1 R. Wilairot |
| 24 J. Cluzel | 6 P. Casoli | 3 I. MacPherson | 1 T. Mackenzie | 1 L. Zanetti |
| 16 N. Bulega | 6 S. Chambon | 3 J. Rea | 1 S. Morais | 1 W. Zeelenberg |
| 16 F. Foret | 6 C. Davies | 3 L. Scassa | 1 G. Nannelli | |
| 12 S. Charpentier | 6 K. Fujiwara | 3 K. Smith | 1 C. Oncu | |
| 12 E. Laverty | 6 B. Parkes | 3 N. Tuuli | 1 M. Pirro | |
| 12 A. Locatelli | 6 J. Teuchert | 2 J. Brookes | 1 G. Rea | |
| 11 K. Muggeridge | 6 M. van der Mark | 2 S. Cortese | 1 P. Riba | |
| 10 A. Huertas | 5 C. Crutchlow | 2 M. Gonzalez | 1 M. Roccoli | |
| 9 L. Mahias | 5 S. Odendaal | 2 P. Jacobsen | 1 R. Rolfo | |
| 8 S. Lowes | 4 L. Baldassarri | 2 A. West | 1 B. Sofuoglu | |
| 8 S. Manzi | 4 K. Curtain | 2 R. Xaus | 1 Y. Tiberio | |
| 8 Y. Montella | 4 C. Vermeulen | 1 A. Badovini | 1 J. Van Den Goorberg | |
| 7 F. Caricasulo | 4 J. Whitham | 1 P. Bontempi | 1 G. van Straalen | |

13/10/2024

These data/results cannot be reproduced, stored and/or transmitted in whole or in part by any manner of electronic, mechanical, photocopying, recording, broadcasting or otherwise now known or herein after developed without the previous express consent by the copyright owner, except for reproduction in daily press and regular printed publications on sale to the public within 60 days of the event related to those data/results and always provided that copyright symbol appears together as follows below.

© DORNA WSBK ORGANIZATION Srl 2024