

**Estoril Round, 11-13 October 2024**  
**Results Race 1**

Laps 18 = 75,276 Km - Time of Race 30'18.316 - Avg. 149,035 km/h

**1 / 3**

Pos	Grid	No. Rider	Nat	Team	Bike	Class	LL	Gap	Rel.	Fastest Lap	Speed	Qualifying	Speed
1	1	<b>55 Y. MONTELLA</b>	ITA	Barni Spark Racing Team	Ducati Panigale V2		18			1'40.266	270,0	1'41.318	266,7
2	2	<b>99 A. HUERTAS</b>	ESP	Aruba.it Racing WorldSSP Team	Ducati Panigale V2		18	<b>1.321</b>	1.321	1'40.505	272,7	1'41.698	270,0
3	3	<b>62 S. MANZI</b>	ITA	Pata Yamaha Ten Kate Racing	Yamaha YZF R6		18	<b>5.391</b>	4.070	1'40.645	274,8	1'41.925	264,1
4	6	<b>94 L. MAHIAS</b>	FRA	GMT94 Yamaha	Yamaha YZF R6		18	<b>17.164</b>	11.773	1'40.774	271,4	1'42.698	266,7
5	10	<b>64 F. CARICASULO</b>	ITA	Motozoo ME AIR Racing	MV Agusta F3 800 RR		18	<b>22.548</b>	5.384	1'41.261	272,7	1'43.122	268,7
6	12	<b>23 M. SCHROETTER</b>	GER	MV Agusta Reparto Corse	MV Agusta F3 800 RR		18	<b>22.603</b>	0.055	1'41.247	277,6	1'43.242	266,0
7	7	<b>40 S. CORSI</b>	ITA	Renzi Corse	Ducati Panigale V2	*	18	<b>23.231</b>	0.628	1'41.607	272,0	1'42.975	269,3
8	14	<b>11 B. BENDSNEYDER</b>	NED	MV Agusta Reparto Corse	MV Agusta F3 800 RR		18	<b>23.872</b>	0.641	1'41.149	276,9	1'43.483	261,5
9	5	<b>28 G. VAN STRAALEN</b>	NED	Pata Yamaha Ten Kate Racing	Yamaha YZF R6		18	<b>24.238</b>	0.366	1'41.402	276,2	1'42.454	264,7
10	16	<b>54 B. SOFUOGLU</b>	TUR	Yamaha Thailand Racing Team	Yamaha YZF R6		18	<b>24.860</b>	0.622	1'41.314	279,8	1'43.659	261,5
11	8	<b>50 O. VOSTATEK</b>	CZE	PTR Triumph	Triumph Street Triple RS 765		18	<b>24.920</b>	0.060	1'41.615	273,4	1'43.024	263,4
12	11	<b>32 O. BAYLISS</b>	AUS	D34G Racing WorldSSP Team	Ducati Panigale V2		18	<b>25.263</b>	0.343	1'41.316	277,6	1'43.177	268,7
13	18	<b>74 P. BIESIEKIRSKI</b>	POL	Ecosantagata Althea Racing Team	Ducati Panigale V2		18	<b>26.775</b>	1.512	1'41.719	277,6	1'43.745	263,4
14	27	<b>27 K. TOBA</b>	JPN	PETRONAS MIE Racing Honda	Honda CBR600RR		18	<b>38.697</b>	11.922	1'42.201	277,6	1'46.337	262,8
15	23	<b>69 T. BOOTH-AMOS</b>	GBR	PTR Triumph	Triumph Street Triple RS 765		18	<b>41.063</b>	2.366	1'42.358	272,0	1'44.921	260,9
16	20	<b>5 N. ANTONELLI</b>	ITA	Ecosantagata Althea Racing Team	Ducati Panigale V2		18	<b>41.221</b>	0.158	1'42.248	275,5	1'44.079	266,0
17	15	<b>3 R. DE ROSA</b>	ITA	QJMOTOR Factory Racing	QJMOTOR SRK 800 RR	*	18	<b>41.880</b>	0.659	1'42.259	270,0	1'43.544	262,1
18	28	<b>89 K. BIN PAWI</b>	MAS	PETRONAS MIE Racing Honda	Honda CBR600RR		18	<b>43.565</b>	1.685	1'42.430	275,5		261,5
19	21	<b>29 G. MORENO</b>	MEX	VIAMO Racing by MTM	Kawasaki ZX-6R		18	<b>44.866</b>	1.301	1'42.665	272,0	1'44.493	259,6
20	13	<b>72 Y. RUIZ</b>	ESP	VFT Racing Yamaha	Yamaha YZF R6		18	<b>51.160</b>	6.294	1'42.651	278,4	1'43.389	268,7
21	26	<b>16 A. ANUAR</b>	MAS	PETRONAS MIE Racing Honda	Honda CBR600RR		18	<b>58.702</b>	7.542	1'43.317	271,4	1'45.890	259,6
22	29	<b>9 J. NAVARRO</b>	ESP	Orelac Racing Verdunatura	Ducati Panigale V2		13	<b>5 Laps</b>	5 Laps	1'41.402	273,4		259,0
<b>-----Not Classified-----</b>													
NC	25	<b>39 K. KEANKUM</b>	THA	Yamaha Thailand Racing Team	Yamaha YZF R6		12	<b>6 Laps</b>		1'44.728	261,5	1'45.589	259,6
RET	4	<b>53 V. DEBISE</b>	FRA	Evan Bros. WorldSSP Yamaha Team	Yamaha YZF R6		15	<b>3 Laps</b>		1'40.548	270,7	1'41.987	267,3
RET	17	<b>77 M. PONS</b>	ESP	Team Prodina AltoGo	Yamaha YZF R6	*	10	<b>8 Laps</b>		1'41.849	279,8	1'43.664	255,9
RET	30	<b>37 G. RIBEIRO</b>	POR	FIFTY Motorsport	Yamaha YZF R6		8	<b>10 Laps</b>		1'45.377	254,1		246,0
RET	22	<b>68 L. POWER</b>	AUS	Motozoo ME AIR Racing	MV Agusta F3 800 RR	*	7	<b>11 Laps</b>		1'43.143	271,4	1'44.644	264,7
RET	9	<b>66 N. TUULI</b>	FIN	EAB Racing Team	Ducati Panigale V2		7	<b>11 Laps</b>		1'42.162	274,1	1'43.054	260,2
RET	19	<b>7 L. BALDASSARRI</b>	ITA	WRP by SKM-Triumph	Triumph Street Triple RS 765		2	<b>16 Laps</b>		1'43.082	274,8	1'43.765	259,0
RET	24	<b>71 T. EDWARDS</b>	AUS	D34G Racing WorldSSP Team	Ducati Panigale V2	*	0					1'45.564	264,7

AIR	Humidity:	86%	Temp:	22°C
TRACK	Condition:	Dry	Temp:	31°C

Records	Pole (SP)	2022	D.Aegerter	1'39.046	152,002 Km/h
	Race (RC1)	2020	I.Vinales	1'40.053	150,472 Km/h
	All Times (SP)	2022	D.Aegerter	1'39.046	152,002 Km/h
Race Fastest Lap		Lap 18	Y.Montella	1'40.266	150,153 Km/h

LAP LEADERS				
No. Rider	From	To	Laps	Total
<b>55 Y. MONTELLA</b>	1	18	18	18

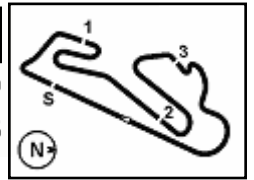
TOTAL LEADER LAPS			
No. Rider	Laps		
<b>55 Y. MONTELLA</b>	142	<b>68 L. POWER</b>	4
<b>99 A. HUERTAS</b>	122	<b>9 J. NAVARRO</b>	2
<b>62 S. MANZI</b>	26	<b>23 M. SCHROETTER</b>	2
<b>53 V. DEBISE</b>	16	<b>27 K. TOBA</b>	1
<b>66 N. TUULI</b>	11	<b>54 B. SOFUOGLU</b>	1
<b>71 T. EDWARDS</b>	5	<b>61 C. ONCU</b>	1
<b>7 L. BALDASSARRI</b>	4	<b>94 L. MAHIAS</b>	1
<b>28 G. VAN STRAALEN</b>	4		

\* WorldSSP Challenge

12/10/2024 15:15 15:50 The results are provisional until the end of the time limit for protests and appeals and the completion of the technical checks.

These data/results cannot be reproduced, stored and/or transmitted in whole or in part by any manner of electronic, mechanical, photocopying, recording, broadcasting or otherwise now known or herein after developed without the previous express consent by the copyright owner, except for reproduction in daily press and regular printed publications on sale to the public within 60 days of the event related to those data/results and always provided that copyright symbol appears together as follows below.

© DORNA WSBK ORGANIZATION Srl 2024



**Estoril Round, 11–13 October 2024**  
**Results Race 1**

**Race Highlights**

Time	No. Rider	Description
15.00.00		Sighting Lap Started
15.12.55		Warm Up Lap Started
15.15.41		Start of Session
15.16.00	<b>39 K. KEANKUM</b>	#39 Crashed - Turn 1
15.16.16	<b>39 K. KEANKUM</b>	#39 Rejoined
15.16.44	<b>71 T. EDWARDS</b>	#71 Crashed - Turn 4
15.16.44	<b>9 J. NAVARRO</b>	#9 Crashed - Turn 4
15.16.52	<b>69 T. BOOTH-AMOS</b>	#69 Long Lap Penalty - Irresponsible Riding
15.17.05	<b>9 J. NAVARRO</b>	#9 Rejoined
15.17.36		No Jump Starts
15.18.21	<b>71 T. EDWARDS</b>	#71 Not Actively Competing
15.18.25	<b>9 J. NAVARRO</b>	#9 Entered Pit Lane
15.19.47	<b>39 K. KEANKUM</b>	#39 Entered Pit Lane
15.20.09	<b>7 L. BALDASSARRI</b>	#7 Crashed - Turn 6
15.21.48	<b>74 P. BIESIEKIRSKI</b>	#74 Lap Time Cancelled (First Lap) - Yellow Flag - Turn 5
15.21.51	<b>11 B. BENDSNEYDER</b>	#11 Lap Time Cancelled (First Lap) - Yellow Flag - Turn 5
15.21.52	<b>69 T. BOOTH-AMOS</b>	#69 Long Lap Penalty Completed
15.21.54	<b>69 T. BOOTH-AMOS</b>	#69 Lap Time Cancelled (First Lap) - Yellow Flag - Turn 5
15.21.57	<b>68 L. POWER</b>	#68 Lap Time Cancelled (First Lap) - Yellow Flag - Turn 5
15.22.00	<b>29 G. MORENO</b>	#29 Lap Time Cancelled (First Lap) - Yellow Flag - Turn 5
15.22.03	<b>27 K. TOBA</b>	#27 Lap Time Cancelled (First Lap) - Yellow Flag - Turn 5
15.22.06	<b>89 K. BIN PAWI</b>	#89 Lap Time Cancelled (First Lap) - Yellow Flag - Turn 5
15.22.12	<b>39 K. KEANKUM</b>	#39 Lap Time Cancelled (First Lap) - Yellow Flag - Turn 5
15.22.15	<b>9 J. NAVARRO</b>	#9 Lap Time Cancelled (First Lap) - Yellow Flag - Turn 5
15.22.18	<b>55 Y. MONTELLA</b>	#55 Lap Time Cancelled [1'41.399] - Yellow Flag - Turn 5
15.22.18	<b>7 L. BALDASSARRI</b>	#7 Not Actively Competing
15.22.21	<b>99 A. HUERTAS</b>	#99 Lap Time Cancelled [1'41.281] - Yellow Flag - Turn 5
15.22.24	<b>62 S. MANZI</b>	#62 Lap Time Cancelled [1'41.013] - Yellow Flag - Turn 5
15.22.27	<b>94 L. MAHIAS</b>	#94 Lap Time Cancelled [1'41.617] - Yellow Flag - Turn 5
15.22.30	<b>53 V. DEBISE</b>	#53 Lap Time Cancelled [1'41.015] - Yellow Flag - Turn 5
15.22.33	<b>28 G. VAN STRAALLEN</b>	#28 Lap Time Cancelled [1'42.848] - Yellow Flag - Turn 5
15.22.36	<b>40 S. CORSI</b>	#40 Lap Time Cancelled [1'42.646] - Yellow Flag - Turn 5
15.22.38		Incident in turn 4 - To be reviewed after the race
15.23.06	<b>28 G. VAN STRAALLEN</b>	#28 Lap Time Cancelled (First Lap) - Exceeded Track Limits - Turn 13
15.23.09	<b>27 K. TOBA</b>	#27 Lap Time Cancelled (First Lap) - Yellow Flag - Turn 1
15.23.12	<b>37 G. RIBEIRO</b>	#37 Lap Time Cancelled (First Lap) - Yellow Flag - Turn 1
15.23.15	<b>74 P. BIESIEKIRSKI</b>	#74 Lap Time Cancelled (First Lap) - Yellow Flag - Turn 1
15.23.54	<b>69 T. BOOTH-AMOS</b>	#69 Lap Time Cancelled [1'43.449] - Exceeded Track Limits - Turn
15.24.16	<b>39 K. KEANKUM</b>	#39 Lap Time Cancelled (First Lap) - Yellow Flag - Turn 4
15.26.20	<b>9 J. NAVARRO</b>	#9 Exited Pit Lane
15.27.10	<b>66 N. TUULI</b>	#66 Technical Problem - Rider is slowing down - Turn 6
15.28.04	<b>66 N. TUULI</b>	#66 Entered Pit Lane
15.28.28	<b>68 L. POWER</b>	#68 Lap Time Cancelled [1'43.226] - Exceeded Track Limits - Turn 13
15.28.47	<b>68 L. POWER</b>	#68 Must immediately leave the track - Technical Problem
15.28.57	<b>39 K. KEANKUM</b>	#39 Exited Pit Lane
15.29.01	<b>66 N. TUULI</b>	#66 Retired
15.29.24	<b>32 O. BAYLISS</b>	#32 Lap Time Cancelled [1'42.465] - Exceeded Track Limits - Turn 13
15.30.32	<b>9 J. NAVARRO</b>	#9 Lap Time Cancelled [1'43.818] - Yellow Flag - Turn 7
15.30.35	<b>37 G. RIBEIRO</b>	#37 Lap Time Cancelled [1'45.093] - Yellow Flag - Turn 7
15.30.42	<b>68 L. POWER</b>	#68 Not Actively Competing
15.30.50	<b>37 G. RIBEIRO</b>	#37 Crashed - Turn 6
15.31.23	<b>28 G. VAN STRAALLEN</b>	#28 Lap Time Cancelled [1'41.728] - Exceeded Track Limits - Turn 13
15.31.35	<b>37 G. RIBEIRO</b>	#37 Not Actively Competing
15.32.27	<b>32 O. BAYLISS</b>	#32 Lap Time Cancelled [1'42.204] - Exceeded Track Limits - Turn 13
15.33.05	<b>77 M. PONS</b>	#77 Crashed - Turn 1
15.33.31	<b>77 M. PONS</b>	#77 Not Actively Competing
15.34.07	<b>62 S. MANZI</b>	#62 Entered Pit Lane
15.34.07	<b>62 S. MANZI</b>	#62 Exited Pit Lane

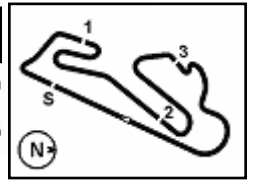
Start                      End                      The results are provisional until the end of the time limit for protests and appeals and the completion of the technical checks.

12/10/2024              15:15                      15:50

These data/results cannot be reproduced, stored and/or transmitted in whole or in part by any manner of electronic, mechanical, photocopying, recording, broadcasting or otherwise now known or herein after developed without the previous express consent by the copyright owner, except for reproduction in daily press and regular printed publications on sale to the public within 60 days of the event related to those data/results and always provided that copyright symbol appears together as follows below.

© DORNA WSBK ORGANIZATION Srl 2024





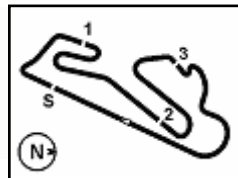
**Estoril Round, 11–13 October 2024**  
**Results Race 1**

15.35.48	<b>89 K. BIN PAWI</b>	#89 Lap Time Cancelled [1'42.654] - Yellow Flag - Turn 1
15.35.51	<b>29 G. MORENO</b>	#29 Lap Time Cancelled [1'42.931] - Yellow Flag - Turn 1
15.35.54	<b>16 A. ANUAR</b>	#16 Lap Time Cancelled [1'43.903] - Yellow Flag - Turn 1
15.35.55		2/3 of Race Distance Completed
15.35.57	<b>9 J. NAVARRO</b>	#9 Lap Time Cancelled [1'42.446] - Yellow Flag - Turn 1
15.36.00	<b>55 Y. MONTELLA</b>	#55 Lap Time Cancelled [1'40.618] - Yellow Flag - Turn 1
15.36.03	<b>99 A. HUERTAS</b>	#99 Lap Time Cancelled [1'40.858] - Yellow Flag - Turn 1
15.36.06	<b>62 S. MANZI</b>	#62 Lap Time Cancelled [1'41.404] - Yellow Flag - Turn 1
15.37.37	<b>64 F. CARICASULO</b>	#64 Lap Time Cancelled [1'41.667] - Yellow Flag - Turn 9
15.37.40	<b>28 G. VAN STRAALEN</b>	#28 Lap Time Cancelled [1'42.681] - Yellow Flag - Turn 9
15.37.43	<b>40 S. CORSI</b>	#40 Lap Time Cancelled [1'41.844] - Yellow Flag - Turn 9
15.37.46	<b>50 O. VOSTATEK</b>	#50 Lap Time Cancelled [1'41.742] - Yellow Flag - Turn 9
15.39.36	<b>53 V. DEBISE</b>	#53 Crashed - Turn 1
15.39.47	<b>53 V. DEBISE</b>	#53 Rejoined
15.41.07	<b>64 F. CARICASULO</b>	#64 Lap Time Cancelled [1'41.901] - Yellow Flag - Turn 1
15.41.10	<b>28 G. VAN STRAALEN</b>	#28 Lap Time Cancelled [1'42.057] - Yellow Flag - Turn 1
15.41.14	<b>40 S. CORSI</b>	#40 Lap Time Cancelled [1'41.832] - Yellow Flag - Turn 1
15.41.16	<b>23 M. SCHROETTER</b>	#23 Lap Time Cancelled [1'41.396] - Yellow Flag - Turn 1
15.41.19	<b>11 B. BENDSNEYDER</b>	#11 Lap Time Cancelled [1'41.189] - Yellow Flag - Turn 1
15.41.22	<b>50 O. VOSTATEK</b>	#50 Lap Time Cancelled [1'42.130] - Yellow Flag - Turn 1
15.41.26	<b>32 O. BAYLISS</b>	#32 Lap Time Cancelled [1'41.863] - Yellow Flag - Turn 1
15.41.28	<b>54 B. SOFUOGLU</b>	#54 Lap Time Cancelled [1'41.874] - Yellow Flag - Turn 1
15.41.31	<b>74 P. BIESIEKIRSKI</b>	#74 Lap Time Cancelled [1'41.683] - Yellow Flag - Turn 1
15.42.45	<b>53 V. DEBISE</b>	#53 Crashed - Turn 10
15.43.27	<b>53 V. DEBISE</b>	#53 Not Actively Competing
15.45.32	<b>27 K. TOBA</b>	#27 Lap Time Cancelled [1'42.815] - Yellow Flag - Turn 10-11
15.45.50	<b>69 T. BOOTH-AMOS</b>	#69 Lap Time Cancelled [1'42.407] - Yellow Flag - Turn 10-11
15.45.51	<b>99 A. HUERTAS</b>	#99 Entered Pit Lane
15.45.52	<b>99 A. HUERTAS</b>	#99 Exited Pit Lane
15.45.53	<b>5 N. ANTONELLI</b>	#5 Lap Time Cancelled [1'42.354] - Yellow Flag - Turn 10-11
15.45.56	<b>3 R. DE ROSA</b>	#3 Lap Time Cancelled [1'42.715] - Yellow Flag - Turn 10-11
15.45.59	<b>89 K. BIN PAWI</b>	#89 Lap Time Cancelled [1'42.490] - Yellow Flag - Turn 10-11
15.46.02	<b>29 G. MORENO</b>	#29 Lap Time Cancelled [1'42.915] - Yellow Flag - Turn 10-11
15.46.05	<b>72 Y. RUIZ</b>	#72 Lap Time Cancelled [1'44.517] - Yellow Flag - Turn 10-11
15.46.08	<b>9 J. NAVARRO</b>	#9 Lap Time Cancelled [1'41.697] - Yellow Flag - Turn 10-11
15.46.11	<b>39 K. KEANKUM</b>	#39 Lap Time Cancelled [1'44.284] - Yellow Flag - Turn 10-11
15.46.14	<b>16 A. ANUAR</b>	#16 Lap Time Cancelled [1'43.853] - Yellow Flag - Turn 10-11
15.46.17	<b>5 N. ANTONELLI</b>	#5 Lap Time Cancelled [1'43.144] - Exceeded Track Limits - Turn
15.47.17		2024 WorldSSP Winning Manufacturer: Ducati
15.48.12		2024 WorldSSP Winning Team: Pata Yamaha Ten Kate Racing
15.48.45		Podium Confirmed
15.49.27		Results Confirmed
15.50.53		End of Session

12/10/2024      Start      End      The results are provisional until the end of the time limit for protests and appeals and the completion of the technical checks.

These data/results cannot be reproduced, stored and/or transmitted in whole or in part by any manner of electronic, mechanical, photocopying, recording, broadcasting or otherwise now known or herein after developed without the previous express consent by the copyright owner, except for reproduction in daily press and regular printed publications on sale to the public within 60 days of the event related to those data/results and always provided that copyright symbol appears together as follows below.

© DORNA WSBK ORGANIZATION Srl 2024



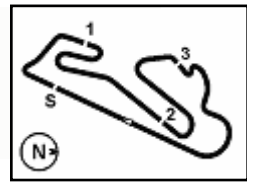
**Estoril Round, 11-13 October 2024**  
**Riders Standings**

Circuito Estoril 4.182 m

	Points	Points From First	Points From Previous	February 25 PHILLIP ISLAND	March 24 BARCELONA	April 21 ASSEN	June 16 MISANO	July 14 DONINGTON PARK	July 21 MOST	August 11 PORTIMAO	September 8 MAGNY-COURS	September 22 CREMONA CIRCUIT	September 29 ARAGON	October 13 ESTORIL	October 20 JEREZ				
1 <b>HUERTAS</b> Adrian (ESP)	<b>390</b>			16 7	25 3 5	25 20 4 1	25 25 1 1	25 25 1 1	25 25 1 1	20 4 1 1	13 16 1 1	25 20 1 1	25 11 1 1	20 1					
2 <b>MONTELLA</b> Yari (ITA)	<b>354</b>	36		25 25 1 1	13 13 1 1	9 20 2 2	20 20 2 2	16 20 2 2	13 16 2 2	25 25 2 2	10 25 2 2	16 2 2	13 25 2 2	25 2 2					
3 <b>MANZI</b> Stefano (ITA)	<b>340</b>	50 14		20 2 4	20 25 4 3	20 1 2	16 13 3 3	20 13 3 3	16 20 3 3	16 20 3 3	20 3 3	20 25 3 3	20 20 2 3	16 3 3					
4 <b>DEBISE</b> Valentin (FRA)	<b>202</b>	188 138		11 11	11 11 7 7	16 6 7	13 16 6 5	11 8 5 5	20 13 5 4	10 16 4 4	6 4 4	11 4 5	16 13 4 4	13 4 4					
5 <b>SCHROETTER</b> Marcel (GER)	<b>198</b>	192 4		16 20 3 2	16 20 2 2	4 8 2 4	10 10 4 4	5 5 4 4	9 7 4 5	9 8 5 5	6 5 5	13 13 5 4	5 9 5 5	10 5 5					
6 <b>NAVARRO</b> Jorge (ESP)	<b>175</b>	215 23		9 4 7 10	9 9 7 9	9 5 8 9	11 11 7 7	13 16 6 6	11 6 6	13 6 6	8 11 7 6	9 6 6	11 16 6 6	16 6 6					
7 <b>CARICASULO</b> Federico (ITA)	<b>174</b>	216 1		13 13 4 3	10 8 5 4	10 5 6	9 9 5 6	1 7 7	11 10 7 7	11 13 7 7	20 6 7	10 7 6	8 7 7 7	11 7 7					
8 <b>VAN STRAALEN</b> Glenn (NED)	<b>147</b>	243 27			2 6 20 14	13 25 12 8	6 2 9 9	4 9 9 8	7 9 8 8	7 10 8 8	16 10 8 8	1 8 8	7 6 8 8	7 8 8					
9 <b>MAHIAS</b> Lucas (FRA)	<b>122</b>	268 25		7 9 9 7	16 11 8	7 9 10	1 10 10	6 6 10 10	10 10 11	8 11 9 9	10 10 10	10 10 11	10 8 10 10	13 9					
10 <b>TUULI</b> Niki (FIN)	<b>118</b>	272 4		2 18	20 23 24 15	16 12 11	7 8 12 11	7 10 12 11	6 8 11 10	6 9 10	25 8 9 9	7 6 9 9	2 9 9	10 10					
11 <b>BOOTH-AMOS</b> Thomas (GBR)	<b>105</b>	285 13		3 16	3 1 16 15	1 18 20	6 21 18	9 11 17 13	8 13 13	6 14 14	7 13 14 12	11 16 11 10	10 11 11	1 11					
12 <b>ONCU</b> Can (TUR)	<b>92</b>	298 13			8 7 13 13	7 14 12	1 14 15	4 6 16 15	5 6 14 14	5 9 13 13	11 7 12 11	8 13 12	9 5 12 12	12 12					
13 <b>SOFUOGLU</b> Bahattin (TUR)	<b>88</b>	302 4		10 10 6 4	6 10 6 6	8 11 7 5	10 8 8	10 8 9	9 9 9 9	11 11 11 11	11 13 11 13	6 5 12 13	6 6 13 13	6 13 13					
14 <b>BAYLISS</b> Oliver (AUS)	<b>76</b>	314 12		11 6 5 6	5 10 10	11 12	8 3 11 11	8 7 11 12	4 1 12 12	1 12 12	5 5 13 14	2 14 14	4 2 14 14	4 14					
15 <b>MCPHEE</b> John (GBR)	<b>46</b>	344 30		8 8 8 7	4 9 11	5 10 11	12 14	14 16	16 16	16 15	1 7 15 15	4 9 15 15	15 15	15					
16 <b>CORSI</b> Simone (ITA)	<b>45</b>	345 1				2 3 24 25	5 3 25 19	3 3 19 19	5 3 19 18	5 5 17 17	18 18	4 18 17	3 9 18 17	16					
17 <b>EDWARDS</b> Tom (AUS)	<b>40</b>	350 5			4 20	11 14 17	4 16 16	5 15 17	17 17	17 18	9 2 15 16	5 16 16	16 16	17					
18 <b>ANTONELLI</b> Niccolo (ITA)	<b>34</b>	356 6			7 14 15	1 13 16 14	7 15 13	13 14	15 15	15 16	3 17 17	3 17 18	3 17 18	18					
19 <b>VOSTATEK</b> Ondrej (CZE)	<b>29</b>	361 5		2 14 18	20 23	24 29	31 31	31 31	3 4 27 23	23 23	23 23	8 7 21 19	5 19 19	19					
20 <b>BALDASSARRI</b> Lorenzo (ITA)	<b>21</b>	369 8			7 13	14 15	18 20	2 2 20 20	2 2 20 20	1 3 20 20	4 19 19	19 19	19 20	20 20	20				
21 <b>RUIZ</b> Yeray (ESP)	<b>18</b>	372 3		5 5 11 12	5 3 12 12	13 15	17 17	18 18	18 19	20 20	20 20	20 20	20 21	21 21	21				
22 <b>TOBA</b> Kaito (JPN)	<b>17</b>	373 1				10 18	18 19	21 21	21 21	2 2 21 21	3 21 21	22 22	22 22	22 22	22				
23 <b>SARMOON</b> Anupab (THA)	<b>13</b>	377 4		4 1 12 15	18 19	3 2 16 18	18 19	21 21	21 21	22 22	2 2 21 22	1 23 23	23 23	23 23	23				
24 <b>OTTAVIANI</b> Luca (ITA)	<b>12</b>	378 1					5 4 25 22	23 23	23 23	23 23	23 23	3 24 24	24 24	24 24	24				
25 <b>BIESIEKIRSKI</b> Piotr (POL)	<b>10</b>	380 2				4 26	1 27 27	27 27	27 28	28 28	1 29 27	1 27 27	3 27 28	25					

12/10/2024 First Line: Championship Standings - Second Line: Ranking Progression  
 These data/results cannot be reproduced, stored and/or transmitted in whole or in part by any manner of electronic, mechanical, photocopying, recording, broadcasting or otherwise now known or herein after developed without the previous express consent by the copyright owner, except for reproduction in daily press and regular printed publications on sale to the public within 60 days of the event related to those data/results and always provided that copyright symbol appears together as follows below.  
 © DORNA WSBK ORGANIZATION Srl 2024





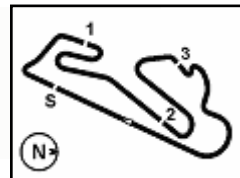
Circuito Estoril 4.182 m

**Estoril Round, 11-13 October 2024**  
**Riders Standings**

	Points	Points From First	Points From Previous	February 25 PHILLIP ISLAND	March 24 BARCELONA	April 21 ASSEN	June 16 MISANO	July 14 DONINGTON PARK	July 21 MOST	August 11 PORTIMAO	September 8 MAGNY-COURS	September 22 CREMONA CIRCUIT	September 29 ARAGON	October 13 ESTORIL	October 20 JEREZ				
26 <b>PEROLARI</b> Corentin (FRA)	9	381	1								9	23	24	25	25	25	26		
27 <b>DALLA PORTA</b> Lorenzo (ITA)	9	381	0		1 23	2 21	22	27	28	28	28	28	29	30	30	28	23	23	24
28 <b>BENDSNEYDER</b> Bo (NED)	8	382	1														8	28	
29 <b>GOMEZ RUS</b> Borja (ESP)	8	382	0									4	32	32	32	27	28		
30 <b>SMITS</b> Twan (NED)	6	384	2			6	22	22	24	24	24	24	24	25	25	25	26	27	27
31 <b>POWER</b> Luke (AUS)	6	384	0			6	20	22	22	24	24	24	24	25	25	25	26	27	27
32 <b>TOPARIS</b> Tom (AUS)	6	384	0	6	10	14	16	18	20	22	22	24	24	24	24	24	24	24	25
33 <b>DIAZ</b> Alvaro (ESP)	6	384	0									3	31	32	27	27	28	29	30
34 <b>ODENDAAL</b> Steven (RSA)	5	385	1						2	2	32	29	29	30	30	31	32	32	32
35 <b>FULIGNI</b> Federico (ITA)	3	387	2				3	28	28	28	28	29	30	30	31	31	32	34	34
36 <b>BRENNER</b> Marcel (SUI)	3	387	0	3	13	16	19	21	22	27	28	28	28	28	29	30	30	31	31
37 <b>PONS</b> Miquel (ESP)	2	388	1										2	36	36	36	36	36	37
38 <b>BIN PAWI</b> Khairul Idham (MAS)	2	388	0	1	15	20	23	25	27	30	32	32	32	32	33	33	33	33	33
39 <b>GIANNINI</b> Gabriele (ITA)	1	389	1				1	30	32	32	32	32	33	33	33	33	33	33	33

12/10/2024 First Line: Championship Standings - Second Line: Ranking Progression  
 These data/results cannot be reproduced, stored and/or transmitted in whole or in part by any manner of electronic, mechanical, photocopying, recording, broadcasting or otherwise now known or herein after developed without the previous express consent by the copyright owner, except for reproduction in daily press and regular printed publications on sale to the public within 60 days of the event related to those data/results and always provided that copyright symbol appears together as follows below.  
 © DORNA WSBK ORGANIZATION Srl 2024





Circuito Estoril 4.182 m

**Estoril Round, 11-13 October 2024**  
**Riders Standings**

Points	Points From First	Points From Previous	WorldSSP Challenge													
			March 24 <b>BARCELONA</b>	April 21 <b>ASSEN</b>	June 16 <b>MISANO</b>	July 14 <b>DONINGTON PARK</b>	July 21 <b>MOST</b>	August 11 <b>PORTIMAO</b>	September 8 <b>MAGNY-COURS</b>	September 22 <b>CREMONA CIRCUIT</b>	September 29 <b>ARAGON</b>	October 13 <b>ESTORIL</b>	October 20 <b>JEREZ</b>			
<b>1</b>	<b>CORSI</b>	<b>45</b>			<b>2</b>	<b>3</b>	<b>5</b>	<b>3</b>	<b>3</b>	<b>5</b>	<b>3</b>	<b>5</b>	<b>4</b>	<b>3</b>	<b>9</b>	
	Simone [ITA]				3	3	3	2	2	2	2	2	2	2	2	1
<b>2</b>	<b>EDWARDS</b>	<b>40</b>	<b>5</b>	<b>4</b>	<b>11</b>	<b>4</b>	<b>5</b>	<b>5</b>	<b>3</b>	<b>5</b>	<b>9</b>	<b>2</b>	<b>5</b>	<b>5</b>	<b>2</b>	
	Tom [AUS]		1	1	1	1	1	1	1	1	2	1	1	1	1	2
<b>3</b>	<b>POWER</b>	<b>6</b>	<b>39</b>	<b>34</b>	<b>6</b>	<b>6</b>	<b>3</b>	<b>3</b>	<b>3</b>	<b>3</b>	<b>3</b>	<b>3</b>	<b>3</b>	<b>3</b>	<b>3</b>	
	Luke [AUS]				2	2	2	3	3	3	3	3	3	3	3	3
<b>4</b>	<b>FULIGNI</b>	<b>3</b>	<b>42</b>	<b>3</b>	<b>3</b>	<b>3</b>	<b>4</b>	<b>4</b>	<b>4</b>	<b>4</b>	<b>4</b>	<b>4</b>	<b>4</b>	<b>4</b>	<b>4</b>	
	Federico [ITA]				4	4	4	4	4	4	4	4	4	4	4	4
<b>5</b>	<b>PONS</b>	<b>2</b>	<b>43</b>	<b>1</b>	<b>2</b>	<b>2</b>	<b>5</b>	<b>5</b>	<b>5</b>	<b>5</b>	<b>5</b>	<b>5</b>	<b>5</b>	<b>5</b>	<b>5</b>	
	Miquel [ESP]															
<b>6</b>	<b>GIANNINI</b>	<b>1</b>	<b>44</b>	<b>1</b>	<b>1</b>	<b>4</b>	<b>5</b>	<b>5</b>	<b>5</b>	<b>5</b>	<b>5</b>	<b>5</b>	<b>5</b>	<b>6</b>	<b>6</b>	
	Gabriele [ITA]				4	5	5	5	5	5	5	5	5	6	6	6

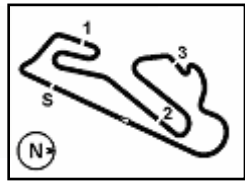
12/10/2024

First Line: Championship Standings - Second Line: Ranking Progression

These data/results cannot be reproduced, stored and/or transmitted in whole or in part by any manner of electronic, mechanical, photocopying, recording, broadcasting or otherwise now known or herein after developed without the previous express consent by the copyright owner, except for reproduction in daily press and regular printed publications on sale to the public within 60 days of the event related to those data/results and always provided that copyright symbol appears together as follows below.

© DORNA WSBK ORGANIZATION Srl 2024





Circuito Estoril 4.182 m

**Estoril Round, 11–13 October 2024**  
**Manufacturers Standings**

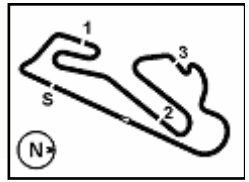
Points	Points From First	Points From Previous	February 25 PHILLIP ISLAND		March 24 BARCELONA		April 21 ASSEN		June 16 MISANO		July 14 DONINGTON PARK		July 21 MOST		August 11 PORTIMAO		September 8 MAGNY-COURS		September 22 CREMONA CIRCUIT		September 29 ARAGON		October 13 ESTORIL		October 20 JEREZ		
			1	2	1	2	1	2	1	2	1	2	1	2	1	2	1	2	1	2	1	2	1	2	1	2	1
1	<b>503</b>		25	25	25	13	25	20	25	25	25	25	25	25	25	25	25	25	20	25	25	25	25				
			1	1	1	1	1	1	1	1	1	1	1	1	1	1	1	1	1	1	1	1	1				
2	<b>399</b>	104	20	11	20	25	20	25	16	16	20	13	20	20	16	20	16	20	20	25	20	20	16				
			2	3	3	2	2	2	2	2	2	2	2	2	2	2	2	2	2	2	2	2	2				
3	<b>253</b>	250	16	20	16	20	10	11	10	10	10	5	11	10	11	13	20	6	13	13	8	9	11				
		146	3	2	2	3	3	3	3	3	3	3	3	3	3	3	3	3	3	3	3	3	3				
4	<b>162</b>	341	9	8	9	9	9	5	2	6	9	11	8	4	4	7	7	13	11	16	10	5					
		91	4	4	4	4	4	4	4	4	4	4	4	4	4	4	4	4	4	4	4	4	4				
5	<b>99</b>	404	3		8	7	7		1	4	5	6	5	9	5	9	11	7	4	8	9	5					
		63	5	5	5	5	5	5	5	5	5	5	5	5	5	5	5	5	5	5	5	5	5				
6	<b>25</b>	478	1				10						2		1	9					2						
		74	6	6	6	6	6	6	6	6	6	6	6	6	6	6	6	6	6	6	6	6	6				

12/10/2024 First Line: Championship Standings - Second Line: Ranking Progression  
 These data/results cannot be reproduced, stored and/or transmitted in whole or in part by any manner of electronic, mechanical, photocopying, recording, broadcasting or otherwise now known or herein after developed without the previous express consent by the copyright owner, except for reproduction in daily press and regular printed publications on sale to the public within 60 days of the event related to those data/results and always provided that copyright symbol appears together as follows below.  
 © DORNA WSBK ORGANIZATION Srl 2024









**Estoril Round, 11-13 October 2024**  
**Teams Standings**

	February 25 PHILLIP ISLAND	March 24 BARCELONA	April 21 ASSEN	June 16 MISANO	July 14 DONINGTON PARK	July 21 MOST	August 11 PORTIMAO	September 8 MAGNY-COURS	September 22 CREMONA CIRCUIT	September 29 ARAGON	October 13 ESTORIL	October 20 JEREZ
DALLA PORTA Lorenzo	6						2	4				
<b>18 Petronas MIE Racing Honda</b>												
TOBA Kaito	17		10				2		3		2	
BIN PAWI Khairul Idham	2	1						1				
<b>19 Extreme Racing Service</b>												
OTTAVIANI Luca	12			5	4					3		
<b>20 VIAMO Racing by MTM</b>												
GOMEZ RUS Borja	8								4		4	
BRENNER Marcel	3	3										
<b>21 CBD Racing Honda France</b>												
PEROLARI Corentin	9							9				
<b>22 Team Apreco</b>												
SMITS Twan	6		6									
<b>23 Stop &amp; Seal Racing</b>												
TOPARIS Tom	6	6										
<b>24 WRP Racing</b>												
ODENDAAL Steven	4					2	2					
<b>25 AltoGo Racing Team</b>												
DALLA PORTA Lorenzo	3		1	2								
<b>26 Team Prodina AltoGo</b>												
PONS Miquel	2								2			
GIANNINI Gabriele	1				1							

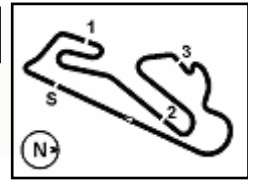
12/10/2024

These data/results cannot be reproduced, stored and/or transmitted in whole or in part by any manner of electronic, mechanical, photocopying, recording, broadcasting or otherwise now known or herein after developed without the previous express consent by the copyright owner, except for reproduction in daily press and regular printed publications on sale to the public within 60 days of the event related to those data/results and always provided that copyright symbol appears together as follows below.

© DORNA WSBK ORGANIZATION Srl 2024

FICR PERUGIA TIMING





Circuito Estoril 4.182 m

**Estoril Round, 11–13 October 2024**  
**Pirelli Best Lap Award**

	Points	Points From First	Points From Previous	February 25 PHILLIP ISLAND	March 24 BARCELONA	April 21 ASSEN	June 16 MISANO	July 14 DONINGTON PARK	July 21 MIST	August 11 PORTIMAO	September 8 MAGNY-COURS	September 22 CREMONA CIRCUIT	September 29 ARAGON	October 13 ESTORIL	October 20 JEREZ			
1 <b>HUERTAS</b> Adrian (ESP)	6				1		1 1	1		1		1						
2 <b>MONTELLA</b> Yari (ITA)	5	1		1				1		1		1		1				
3 <b>MANZI</b> Stefano (ITA)	4	2	1						1 1		1		1					
4 <b>DEBISE</b> Valentin (FRA)	1	5	3										1					
5 <b>ONCU</b> Can (TUR)	1	5	0								1							
6 <b>SOFUOGLU</b> Bahattin (TUR)	1	5	0			1												
7 <b>CARICASULO</b> Federico (ITA)	1	5	0			1												
8 <b>NAVARRO</b> Jorge (ESP)	1	5	0		1													
9 <b>SCHROETTER</b> Marcel (GER)	1	5	0	1														

12/10/2024

First Line: Championship Standings - Second Line: Ranking Progression

These data/results cannot be reproduced, stored and/or transmitted in whole or in part by any manner of electronic, mechanical, photocopying, recording, broadcasting or otherwise now known or herein after developed without the previous express consent by the copyright owner, except for reproduction in daily press and regular printed publications on sale to the public within 60 days of the event related to those data/results and always provided that copyright symbol appears together as follows below.

© DORNA WSBK ORGANIZATION Srl 2024

**Estoril Round, 11-13 October 2024**  
**Best Sectors & Speed Race 1**

RESULTS			
1	<b>55</b> Y. MONTELLA	Ducati Panigale V2	Laps 18
2	<b>99</b> A. HUERTAS	Ducati Panigale V2	1.321
3	<b>62</b> S. MANZI	Yamaha YZF R6	5.391
4	<b>94</b> L. MAHIAS	Yamaha YZF R6	17.164
5	<b>64</b> F. CARICASULO	MV Agusta F3 800 RR	22.548
6	<b>23</b> M. SCHROETTER	MV Agusta F3 800 RR	22.603
7	<b>40</b> S. CORSI	Ducati Panigale V2	23.231
8	<b>11</b> B. BENDSNEYDER	MV Agusta F3 800 RR	23.872
9	<b>28</b> G. VAN STRAALEN	Yamaha YZF R6	24.238
10	<b>54</b> B. SOFUOGLU	Yamaha YZF R6	24.860
11	<b>50</b> D. VOSTATEK	Triumph Street Triple RS 765	24.920
12	<b>32</b> O. BAYLISS	Ducati Panigale V2	25.263
13	<b>74</b> P. BIESIEKIRSKI	Ducati Panigale V2	26.775
14	<b>27</b> K. TOBA	Honda CBR600RR	38.697
15	<b>69</b> T. BOOTH-AMOS	Triumph Street Triple RS 765	41.063
16	<b>5</b> N. ANTONELLI	Ducati Panigale V2	41.221
17	<b>3</b> R. DE ROSA	QJMOTOR SRK 800 RR	41.880
18	<b>89</b> K. BIN PAWI	Honda CBR600RR	43.565
19	<b>29</b> G. MORENO	Kawasaki ZX-6R	44.866
20	<b>72</b> Y. RUIZ	Yamaha YZF R6	51.160
21	<b>16</b> A. ANUAR	Honda CBR600RR	58.702
22	<b>9</b> J. NAVARRO	Ducati Panigale V2	5 Laps
NC	<b>39</b> K. KEANKUM	Yamaha YZF R6	6 Laps
RET	<b>53</b> V. DEBISE	Yamaha YZF R6	3 Laps
RET	<b>77</b> M. PONS	Yamaha YZF R6	8 Laps
RET	<b>37</b> G. RIBEIRO	Yamaha YZF R6	10 Laps
RET	<b>68</b> L. POWER	MV Agusta F3 800 RR	11 Laps
RET	<b>66</b> N. TUULI	Ducati Panigale V2	11 Laps
RET	<b>7</b> L. BALDASSARRI	Triumph Street Triple RS 765	16 Laps
RET	<b>71</b> T. EDWARDS	Ducati Panigale V2	

SPEED			
1	<b>54</b> B. SOFUOGLU	Yamaha YZF R6	279,8
2	<b>77</b> M. PONS	Yamaha YZF R6	279,8
3	<b>72</b> Y. RUIZ	Yamaha YZF R6	278,4
4	<b>74</b> P. BIESIEKIRSKI	Ducati Panigale V2	277,6
5	<b>27</b> K. TOBA	Honda CBR600RR	277,6
6	<b>23</b> M. SCHROETTER	MV Agusta F3 800 RR	277,6
7	<b>32</b> O. BAYLISS	Ducati Panigale V2	277,6
8	<b>11</b> B. BENDSNEYDER	MV Agusta F3 800 RR	276,9
9	<b>28</b> G. VAN STRAALEN	Yamaha YZF R6	276,2
10	<b>5</b> N. ANTONELLI	Ducati Panigale V2	275,5
11	<b>89</b> K. BIN PAWI	Honda CBR600RR	275,5
12	<b>62</b> S. MANZI	Yamaha YZF R6	274,8
13	<b>7</b> L. BALDASSARRI	Triumph Street Triple RS 765	274,8
14	<b>66</b> N. TUULI	Ducati Panigale V2	274,1
15	<b>9</b> J. NAVARRO	Ducati Panigale V2	273,4
16	<b>50</b> D. VOSTATEK	Triumph Street Triple RS 765	273,4
17	<b>99</b> A. HUERTAS	Ducati Panigale V2	272,7
18	<b>64</b> F. CARICASULO	MV Agusta F3 800 RR	272,7
19	<b>69</b> T. BOOTH-AMOS	Triumph Street Triple RS 765	272,0
20	<b>29</b> G. MORENO	Kawasaki ZX-6R	272,0
21	<b>40</b> S. CORSI	Ducati Panigale V2	272,0
22	<b>94</b> L. MAHIAS	Yamaha YZF R6	271,4
23	<b>16</b> A. ANUAR	Honda CBR600RR	271,4
24	<b>68</b> L. POWER	MV Agusta F3 800 RR	271,4
25	<b>53</b> V. DEBISE	Yamaha YZF R6	270,7
26	<b>3</b> R. DE ROSA	QJMOTOR SRK 800 RR	270,0
27	<b>55</b> Y. MONTELLA	Ducati Panigale V2	270,0
28	<b>39</b> K. KEANKUM	Yamaha YZF R6	261,5
29	<b>37</b> G. RIBEIRO	Yamaha YZF R6	254,1

SEG. 1	
1	<b>55</b> Y. MONTELLA 20.313
2	<b>9</b> J. NAVARRO 20.459
3	<b>53</b> V. DEBISE 20.481
4	<b>62</b> S. MANZI 20.486
5	<b>99</b> A. HUERTAS 20.504
6	<b>28</b> G. VAN STRAALEN 20.506
7	<b>94</b> L. MAHIAS 20.581
8	<b>11</b> B. BENDSNEYDER 20.612
9	<b>32</b> O. BAYLISS 20.635
10	<b>64</b> F. CARICASULO 20.638
11	<b>54</b> B. SOFUOGLU 20.677
12	<b>50</b> D. VOSTATEK 20.704
13	<b>40</b> S. CORSI 20.735
14	<b>69</b> T. BOOTH-AMOS 20.743
15	<b>3</b> R. DE ROSA 20.770
16	<b>23</b> M. SCHROETTER 20.785
17	<b>74</b> P. BIESIEKIRSKI 20.794
18	<b>77</b> M. PONS 20.794
19	<b>5</b> N. ANTONELLI 20.804
20	<b>89</b> K. BIN PAWI 20.810
21	<b>27</b> K. TOBA 20.874
22	<b>29</b> G. MORENO 20.937
23	<b>72</b> Y. RUIZ 20.957
24	<b>7</b> L. BALDASSARRI 20.961
25	<b>68</b> L. POWER 20.970
26	<b>66</b> N. TUULI 20.989
27	<b>39</b> K. KEANKUM 21.069
28	<b>16</b> A. ANUAR 21.070
29	<b>37</b> G. RIBEIRO 21.457
30	<b>71</b> T. EDWARDS 27.827

SEG. 2	
1	<b>99</b> A. HUERTAS 24.486
2	<b>53</b> V. DEBISE 24.511
3	<b>55</b> Y. MONTELLA 24.532
4	<b>64</b> F. CARICASULO 24.534
5	<b>32</b> O. BAYLISS 24.550
6	<b>23</b> M. SCHROETTER 24.565
7	<b>62</b> S. MANZI 24.577
8	<b>54</b> B. SOFUOGLU 24.641
9	<b>9</b> J. NAVARRO 24.641
10	<b>94</b> L. MAHIAS 24.642
11	<b>40</b> S. CORSI 24.649
12	<b>7</b> L. BALDASSARRI 24.714
13	<b>11</b> B. BENDSNEYDER 24.714
14	<b>28</b> G. VAN STRAALEN 24.716
15	<b>66</b> N. TUULI 24.729
16	<b>50</b> D. VOSTATEK 24.751
17	<b>74</b> P. BIESIEKIRSKI 24.760
18	<b>89</b> K. BIN PAWI 24.798
19	<b>5</b> N. ANTONELLI 24.803
20	<b>77</b> M. PONS 24.833
21	<b>27</b> K. TOBA 24.847
22	<b>69</b> T. BOOTH-AMOS 24.860
23	<b>29</b> G. MORENO 24.897
24	<b>72</b> Y. RUIZ 24.954
25	<b>3</b> R. DE ROSA 24.963
26	<b>68</b> L. POWER 25.024
27	<b>16</b> A. ANUAR 25.051
28	<b>39</b> K. KEANKUM 25.272
29	<b>37</b> G. RIBEIRO 25.578

SEG. 3	
1	<b>99</b> A. HUERTAS 23.408
2	<b>55</b> Y. MONTELLA 23.465
3	<b>28</b> G. VAN STRAALEN 23.493
4	<b>53</b> V. DEBISE 23.503
5	<b>64</b> F. CARICASULO 23.505
6	<b>62</b> S. MANZI 23.506
7	<b>94</b> L. MAHIAS 23.543
8	<b>50</b> D. VOSTATEK 23.569
9	<b>9</b> J. NAVARRO 23.576
10	<b>23</b> M. SCHROETTER 23.590
11	<b>32</b> O. BAYLISS 23.611
12	<b>11</b> B. BENDSNEYDER 23.644
13	<b>7</b> L. BALDASSARRI 23.681
14	<b>40</b> S. CORSI 23.695
15	<b>74</b> P. BIESIEKIRSKI 23.704
16	<b>54</b> B. SOFUOGLU 23.758
17	<b>72</b> Y. RUIZ 23.776
18	<b>77</b> M. PONS 23.786
19	<b>66</b> N. TUULI 23.817
20	<b>69</b> T. BOOTH-AMOS 23.828
21	<b>5</b> N. ANTONELLI 23.829
22	<b>3</b> R. DE ROSA 23.838
23	<b>27</b> K. TOBA 23.888
24	<b>89</b> K. BIN PAWI 23.909
25	<b>68</b> L. POWER 24.046
26	<b>16</b> A. ANUAR 24.100
27	<b>29</b> G. MORENO 24.115
28	<b>39</b> K. KEANKUM 24.405
29	<b>37</b> G. RIBEIRO 24.510

SEG. 4	
1	<b>99</b> A. HUERTAS 31.934
2	<b>55</b> Y. MONTELLA 31.945
3	<b>53</b> V. DEBISE 31.952
4	<b>62</b> S. MANZI 31.970
5	<b>64</b> F. CARICASULO 31.984
6	<b>94</b> L. MAHIAS 31.986
7	<b>11</b> B. BENDSNEYDER 32.030
8	<b>32</b> O. BAYLISS 32.035
9	<b>54</b> B. SOFUOGLU 32.058
10	<b>23</b> M. SCHROETTER 32.166
11	<b>74</b> P. BIESIEKIRSKI 32.183
12	<b>66</b> N. TUULI 32.231
13	<b>9</b> J. NAVARRO 32.251
14	<b>28</b> G. VAN STRAALEN 32.271
15	<b>77</b> M. PONS 32.279
16	<b>40</b> S. CORSI 32.328
17	<b>50</b> D. VOSTATEK 32.352
18	<b>5</b> N. ANTONELLI 32.397
19	<b>3</b> R. DE ROSA 32.413
20	<b>27</b> K. TOBA 32.418
21	<b>29</b> G. MORENO 32.472
22	<b>7</b> L. BALDASSARRI 32.492
23	<b>89</b> K. BIN PAWI 32.555
24	<b>72</b> Y. RUIZ 32.641
25	<b>69</b> T. BOOTH-AMOS 32.695
26	<b>68</b> L. POWER 32.762
27	<b>16</b> A. ANUAR 32.764
28	<b>39</b> K. KEANKUM 33.137
29	<b>37</b> G. RIBEIRO 33.433

12/10/2024

These data/results cannot be reproduced, stored and/or transmitted in whole or in part by any manner of electronic, mechanical, photocopying, recording, broadcasting or otherwise now known or herein after developed without the previous express consent by the copyright owner, except for reproduction in daily press and regular printed publications on sale to the public within 60 days of the event related to those data/results and always provided that copyright symbol appears together as follows below.

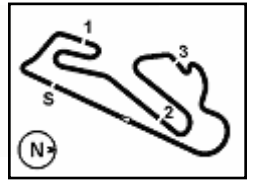
© DORNA WSBK ORGANIZATION Srl 2024

**Estoril Round, 11-13 October 2024**  
**Lap Chart Race 1**

		Lap																	
	1	2	3	4	5	6	7	8	9	10	11	12	13	14	15	16	17	18	
1	55	55	55	55	55	55	55	55	55	55	55	55	55	55	55	55	55	55	55
2	99	99	99	99	99	99	99	99	99	99	99	99	99	99	99	99	99	99	99
3	62	62	62	62	62	62	62	62	62	62	62	62	62	62	62	62	62	62	62
4	94	53	94	94	94	53	53	53	53	53	53	53	53	94	94	94	94	94	94
5	53	94	53	53	53	94	94	94	94	94	94	94	94	94	64	64	64	64	64
6	28	28	64	64	64	64	64	28	28	28	64	64	64	28	28	40	23	40	23
7	40	66	40	28	28	28	28	64	64	64	28	28	28	40	40	23	40	23	40
8	66	40	66	40	40	40	40	40	40	40	40	40	40	40	23	23	28	11	28
9	64	64	28	66	66	50	50	50	50	50	50	50	50	23	11	11	11	28	28
10	50	50	50	50	50	66	74	74	23	23	23	23	23	50	50	50	50	54	54
11	23	74	74	74	74	74	23	23	74	54	54	11	11	11	54	54	54	54	54
12	74	72	23	54	54	23	54	54	54	74	11	54	54	54	32	32	32	32	32
13	7	7	54	23	23	54	11	11	11	32	74	32	32	32	74	74	74	74	74
14	32	23	72	72	11	11	32	32	32	11	32	74	74	74	53	27	27	27	27
15	72	11	32	11	32	32	77	77	77	77	27	27	27	27	27	69	69	69	69
16	11	77	11	32	77	77	72	27	27	27	3	69	69	69	69	5	5	5	5
17	77	32	3	3	72	72	27	72	3	3	69	3	3	3	5	3	3	3	3
18	54	54	77	77	3	3	3	3	72	72	5	5	5	5	3	89	89	89	89
19	3	69	27	27	27	27	69	69	69	69	72	72	89	89	89	29	29	29	29
20	69	3	29	68	68	69	68	5	5	5	29	89	72	29	29	72	72	72	72
21	16	27	68	29	69	68	29	29	29	29	89	29	29	72	72	16	16	16	16
22	68	68	69	89	29	29	5	89	89	89	16	16	16	16	16				
23	27	29	89	69	89	5	89	16	16	16	9	9	9						
24	29	5	16	16	5	89	16	37	9	9	39	39							
25	5	16	5	5	16	16	37	9	39	39									
26	89	89	37	37	37	37	66	39											
27	37	37	9	9	9	9	9												
28	39	39	39	39	39	39	39												
29	9	9																	

Final Result		
1	<b>55</b> Y. MONTELLA	Laps 18
2	<b>99</b> A. HUERTAS	1.321
3	<b>62</b> S. MANZI	5.391
4	<b>94</b> L. MAHIAS	17.164
5	<b>64</b> F. CARICASULO	22.548
6	<b>23</b> M. SCHROETTER	22.603
7	<b>40</b> S. CORSI	23.231
8	<b>11</b> B. BENDSNEYDER	23.872
9	<b>28</b> G. VAN STRAALEN	24.238
10	<b>54</b> B. SOFUOGLU	24.860
11	<b>50</b> D. VOSTATEK	24.920
12	<b>32</b> D. BAYLISS	25.263
13	<b>74</b> P. BIESIEKIRSKI	26.775
14	<b>27</b> K. TOBA	38.697
15	<b>69</b> T. BOOTH-AMOS	41.063
16	<b>5</b> N. ANTONELLI	41.221
17	<b>3</b> R. DE ROSA	41.880
18	<b>89</b> K. BIN PAWI	43.565
19	<b>29</b> G. MORENO	44.866
20	<b>72</b> Y. RUIZ	51.160
21	<b>16</b> A. ANUAR	58.702
22	<b>9</b> J. NAVARRO	5 Laps
NC	<b>39</b> K. KEANKUM	6 Laps
RET	<b>53</b> V. DEBISE	3 Laps
RET	<b>77</b> M. PONS	8 Laps
RET	<b>37</b> G. RIBEIRO	10 Laps
RET	<b>68</b> L. POWER	11 Laps
RET	<b>66</b> N. TUULI	11 Laps
RET	<b>7</b> L. BALDASSARRI	16 Laps
RET	<b>71</b> T. EDWARDS	

12/10/2024  
These data/results cannot be reproduced, stored and/or transmitted in whole or in part by any manner of electronic, mechanical, photocopying, recording, broadcasting or otherwise now known or herein after developed without the previous express consent by the copyright owner, except for reproduction in daily press and regular printed publications on sale to the public within 60 days of the event related to those data/results and always provided that copyright symbol appears together as follows below.  
© DORNA WSBK ORGANIZATION Srl 2024



Circuito Estoril 4.182 m

**Estoril Round, 11-13 October 2024**  
**Lap Chart Race 1**

Lap 1		
1	55	Y.Montella 1'45.082
2	99	A.Huertas 0.269
3	62	S.Manzi 0.729
4	94	L.Mahias 0.767
5	53	V.Debise 1.229
6	28	G.van Straalen 1.697
7	40	S.Corsi 1.933
8	66	N.Tuuli 2.016
9	64	F.Caricasulo 2.313
10	50	O.Vostatek 2.659
11	23	M.Schroetter 3.597
12	74	P.Biesiekirski 3.733
13	7	L.Baldassarri 3.813
14	32	O.Bayliss 3.848
15	72	Y.Ruiz 3.988
16	11	B.Bendsneyder 4.044
17	77	M.Pons 4.151
18	54	B.Sofuoglu 4.369
19	3	R.De Rosa 4.910
20	69	T.Booth-Amos 5.480
21	16	A.Anuar 5.811
22	68	L.Power 5.868
23	27	K.Toba 6.070
24	29	G.Moreno 6.593
25	5	N.Antonelli 6.823
26	89	K.Bin Pawi 7.063
27	37	G.Ribeiro 9.309
28	39	K.Keankum 37.423
29	9	J.Navarro 1'11.350

11	74	P.Biesiekirski 6.479
12	23	M.Schroetter 7.537
13	54	B.Sofuoglu 7.539
14	72	Y.Ruiz 7.553
15	32	O.Bayliss 7.769
16	11	B.Bendsneyder 8.054
17	3	R.De Rosa 8.624
18	77	M.Pons 8.815
19	27	K.Toba 9.626
20	29	G.Moreno 10.659
21	68	L.Power 10.661
22	69	T.Booth-Amos 11.156
23	89	K.Bin Pawi 11.542
24	16	A.Anuar 11.788
25	5	N.Antonelli 11.924
26	37	G.Ribeiro 19.600
27	9	J.Navarro
28	39	K.Keankum

Lap 4		
1	55	Y.Montella 6'48.210
2	99	A.Huertas 0.667
3	62	S.Manzi 0.955
4	94	L.Mahias 1.133
5	53	V.Debise 1.671
6	64	F.Caricasulo 5.365
7	28	G.van Straalen 6.472
8	40	S.Corsi 6.657
9	66	N.Tuuli 6.698
10	50	O.Vostatek 6.789
11	74	P.Biesiekirski 8.011
12	54	B.Sofuoglu 8.740
13	23	M.Schroetter 9.019
14	72	Y.Ruiz 9.654
15	11	B.Bendsneyder 9.658
16	32	O.Bayliss 9.660
17	3	R.De Rosa 10.665
18	77	M.Pons 10.681
19	27	K.Toba 11.421
20	68	L.Power 13.156
21	29	G.Moreno 13.368
22	89	K.Bin Pawi 13.842
23	69	T.Booth-Amos 13.874
24	16	A.Anuar 14.374
25	5	N.Antonelli 15.002
26	37	G.Ribeiro 24.296
27	9	J.Navarro
28	39	K.Keankum

Lap 5		
1	55	Y.Montella 8'29.065
2	99	A.Huertas 0.747
3	62	S.Manzi 1.047
4	94	L.Mahias 1.529
5	53	V.Debise 1.800
6	64	F.Caricasulo 6.788
7	28	G.van Straalen 7.209
8	40	S.Corsi 7.686
9	66	N.Tuuli 8.005
10	50	O.Vostatek 8.137
11	74	P.Biesiekirski 9.357
12	54	B.Sofuoglu 10.110
13	23	M.Schroetter 10.489
14	11	B.Bendsneyder 10.586
15	32	O.Bayliss 11.270
16	77	M.Pons 11.675
17	72	Y.Ruiz 11.723
18	3	R.De Rosa 12.577
19	27	K.Toba 13.141
20	68	L.Power 15.444
21	69	T.Booth-Amos 15.814
22	29	G.Moreno 16.137
23	89	K.Bin Pawi 16.609

Lap 2		
1	55	Y.Montella 3'26.481
2	99	A.Huertas 0.151
3	62	S.Manzi 0.343
4	53	V.Debise 0.845
5	94	L.Mahias 0.985
6	28	G.van Straalen 3.146
7	66	N.Tuuli 3.149
8	40	S.Corsi 3.180
9	64	F.Caricasulo 3.183
10	50	O.Vostatek 3.470
11	74	P.Biesiekirski 4.816
12	72	Y.Ruiz 5.395
13	7	L.Baldassarri 5.496
14	23	M.Schroetter 5.604
15	11	B.Bendsneyder 5.772
16	77	M.Pons 5.945
17	32	O.Bayliss 6.053
18	54	B.Sofuoglu 6.129
19	69	T.Booth-Amos 6.943
20	3	R.De Rosa 7.123
21	27	K.Toba 7.814
22	68	L.Power 7.840
23	29	G.Moreno 8.133
24	5	N.Antonelli 8.563
25	16	A.Anuar 8.610
26	89	K.Bin Pawi 8.746
27	37	G.Ribeiro 14.493
28	39	K.Keankum 52.366
29	9	J.Navarro

Lap 3		
1	55	Y.Montella 5'07.479
2	99	A.Huertas 0.370
3	62	S.Manzi 0.607
4	94	L.Mahias 0.761
5	53	V.Debise 1.058
6	64	F.Caricasulo 4.835
7	40	S.Corsi 4.908
8	66	N.Tuuli 4.947
9	28	G.van Straalen 5.101
10	50	O.Vostatek 5.364

24	5	N.Antonelli 16.871
25	16	A.Anuar 16.905
26	37	G.Ribeiro 29.106
27	9	J.Navarro
28	39	K.Keankum

Lap 6		
1	55	Y.Montella 10'09.771
2	99	A.Huertas 0.772
3	62	S.Manzi 1.178
4	53	V.Debise 2.140
5	94	L.Mahias 2.158
6	64	F.Caricasulo 8.027
7	28	G.van Straalen 8.191
8	40	S.Corsi 8.729
9	50	O.Vostatek 9.198
10	66	N.Tuuli 9.476
11	74	P.Biesiekirski 10.577
12	23	M.Schroetter 11.506
13	54	B.Sofuoglu 11.820
14	11	B.Bendsneyder 11.955
15	32	O.Bayliss 12.302
16	77	M.Pons 12.886
17	72	Y.Ruiz 13.668
18	3	R.De Rosa 14.130
19	27	K.Toba 14.636
20	69	T.Booth-Amos 17.900
21	68	L.Power 18.092
22	29	G.Moreno 18.317
23	5	N.Antonelli 19.314
24	89	K.Bin Pawi 19.453
25	16	A.Anuar 20.251
26	37	G.Ribeiro 34.049
27	9	J.Navarro
28	39	K.Keankum

Lap 7		
1	55	Y.Montella 11'50.391
2	99	A.Huertas 0.862
3	62	S.Manzi 1.402
4	53	V.Debise 2.522
5	94	L.Mahias 2.955
6	64	F.Caricasulo 9.113
7	28	G.van Straalen 9.299
8	40	S.Corsi 9.780
9	50	O.Vostatek 10.193
10	74	P.Biesiekirski 12.134
11	23	M.Schroetter 12.355
12	54	B.Sofuoglu 13.150
13	11	B.Bendsneyder 13.388
14	32	O.Bayliss 14.038
15	77	M.Pons 14.450
16	72	Y.Ruiz 16.024
17	27	K.Toba 16.405
18	3	R.De Rosa 16.411
19	69	T.Booth-Amos 20.299
20	68	L.Power 20.624
21	29	G.Moreno 21.002
22	5	N.Antonelli 21.005
23	89	K.Bin Pawi 21.960
24	16	A.Anuar 23.133
25	37	G.Ribeiro 38.806
26	66	N.Tuuli 46.224
27	9	J.Navarro
28	39	K.Keankum

Lap 8		
1	55	Y.Montella 13'31.187
2	99	A.Huertas 0.798
3	62	S.Manzi 1.324
4	53	V.Debise 3.194
5	94	L.Mahias 3.416
6	64	F.Caricasulo 10.202

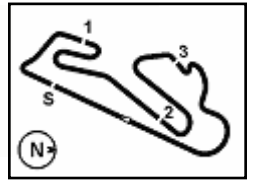
7	28	G.van Straalen 10.211
8	40	S.Corsi 10.591
9	50	O.Vostatek 11.246
10	74	P.Biesiekirski 13.529
11	23	M.Schroetter 13.571
12	54	B.Sofuoglu 14.055
13	11	B.Bendsneyder 14.193
14	32	O.Bayliss 15.042
15	77	M.Pons 16.526
16	27	K.Toba 18.182
17	72	Y.Ruiz 18.222
18	3	R.De Rosa 18.612
19	69	T.Booth-Amos 22.186
20	5	N.Antonelli 23.058
21	29	G.Moreno 23.224
22	89	K.Bin Pawi 23.914
23	16	A.Anuar 25.741
24	37	G.Ribeiro 43.103
25	9	J.Navarro
26	39	K.Keankum

Lap 9		
1	55	Y.Montella 15'11.675
2	99	A.Huertas 1.149
3	62	S.Manzi 1.681
4	53	V.Debise 3.851
5	94	L.Mahias 4.348
6	28	G.van Straalen 11.551
7	64	F.Caricasulo 12.249
8	40	S.Corsi 12.435
9	50	O.Vostatek 12.682
10	23	M.Schroetter 14.893
11	74	P.Biesiekirski 15.512
12	54	B.Sofuoglu 15.540
13	11	B.Bendsneyder 15.541
14	32	O.Bayliss 16.758
15	77	M.Pons 16.640
16	27	K.Toba 20.261
17	3	R.De Rosa 21.270
18	72	Y.Ruiz 21.292
19	69	T.Booth-Amos 24.345
20	5	N.Antonelli 25.142
21	29	G.Moreno 25.677
22	89	K.Bin Pawi 26.147
23	16	A.Anuar 29.344
24	9	J.Navarro
25	39	K.Keankum

Lap 10		
1	55	Y.Montella 16'52.311
2	99	A.Huertas 1.246
3	62	S.Manzi 1.690
4	53	V.Debise 4.408
5	94	L.Mahias 4.763
6	28	G.van Straalen 12.317
7	64	F.Caricasulo 13.464
8	40	S.Corsi 13.674
9	50	O.Vostatek 13.940
10	23	M.Schroetter 15.504
11	54	B.Sofuoglu 17.299
12	74	P.Biesiekirski 17.322
13	32	O.Bayliss 17.607
14	11	B.Bendsneyder 17.688
15	77	M.Pons 20.548
16	27	K.Toba 22.092
17	3	R.De Rosa 24.492
18	72	Y.Ruiz 25.602
19	69	T.Booth-Amos 26.437
20	5	N.Antonelli 26.763
21	29	G.Moreno 27.758
22	89	K.Bin Pawi 28.102
23	16	A.Anuar 33.794
24	9	J.Navarro

12/10/2024  
These data/results cannot be reproduced, stored and/or transmitted in whole or in part by any manner of electronic, mechanical, photocopying, recording, broadcasting or otherwise now known or herein after developed without the previous express consent by the copyright owner, except for reproduction in daily press and regular printed publications on sale to the public within 60 days of the event related to those data/results and always provided that copyright symbol appears together as follows below.  
© DORNA WSBK ORGANIZATION Srl 2024





Circuito Estoril 4.182 m

**Estoril Round, 11-13 October 2024**  
**Lap Chart Race 1**

**Lap 11**

1	<b>55</b> Y.Montella	18'33.100
2	<b>99</b> A.Huertas	1.194
3	<b>62</b> S.Manzi	1.903
4	<b>53</b> V.Debise	4.556
5	<b>94</b> L.Mahias	6.310
6	<b>28</b> G.van Straalen	13.224
7	<b>64</b> F.Caricasulo	14.032
8	<b>40</b> S.Corsi	14.552
9	<b>50</b> O.Vostatek	15.154
10	<b>23</b> M.Schroetter	16.165
11	<b>54</b> B.Sofuoglu	18.451
12	<b>11</b> B.Bendsneyder	18.471
13	<b>74</b> P.Biesiekirski	18.824
14	<b>32</b> O.Bayliss	18.843
15	<b>27</b> K.Toba	24.190
16	<b>3</b> R.De Rosa	27.366
17	<b>69</b> T.Booth-Amos	28.205
18	<b>5</b> N.Antonelli	28.400
19	<b>72</b> Y.Ruiz	28.434
20	<b>29</b> G.Moreno	29.900
21	<b>89</b> K.Bin Pawi	29.967
22	<b>16</b> A.Anuar	36.908
23	<b>9</b> J.Navarro	
24	<b>39</b> K.Keankum	

19	<b>89</b> K.Bin Pawi	33.454
20	<b>72</b> Y.Ruiz	33.498
21	<b>29</b> G.Moreno	33.973
22	<b>16</b> A.Anuar	43.297
23	<b>9</b> J.Navarro	

**Lap 14**

1	<b>55</b> Y.Montella	23'35.501
2	<b>99</b> A.Huertas	1.155
3	<b>62</b> S.Manzi	3.113
4	<b>53</b> V.Debise	4.240
5	<b>94</b> L.Mahias	9.708
6	<b>64</b> F.Caricasulo	16.784
7	<b>28</b> G.van Straalen	16.931
8	<b>40</b> S.Corsi	17.402
9	<b>23</b> M.Schroetter	18.490
10	<b>50</b> O.Vostatek	19.880
11	<b>11</b> B.Bendsneyder	19.920
12	<b>54</b> B.Sofuoglu	21.147
13	<b>32</b> O.Bayliss	21.166
14	<b>74</b> P.Biesiekirski	21.707
15	<b>27</b> K.Toba	30.227
16	<b>69</b> T.Booth-Amos	33.458
17	<b>3</b> R.De Rosa	33.979
18	<b>5</b> N.Antonelli	33.994
19	<b>89</b> K.Bin Pawi	35.006
20	<b>29</b> G.Moreno	35.923
21	<b>72</b> Y.Ruiz	37.121
22	<b>16</b> A.Anuar	45.766

19	<b>29</b> G.Moreno	39.996
20	<b>72</b> Y.Ruiz	43.661
21	<b>16</b> A.Anuar	52.065

**Lap 17**

1	<b>55</b> Y.Montella	28'38.050
2	<b>99</b> A.Huertas	0.390
3	<b>62</b> S.Manzi	4.463
4	<b>94</b> L.Mahias	13.762
5	<b>64</b> F.Caricasulo	21.271
6	<b>40</b> S.Corsi	21.289
7	<b>23</b> M.Schroetter	21.294
8	<b>28</b> G.van Straalen	21.615
9	<b>11</b> B.Bendsneyder	21.648
10	<b>50</b> O.Vostatek	23.373
11	<b>54</b> B.Sofuoglu	23.812
12	<b>32</b> O.Bayliss	23.844
13	<b>74</b> P.Biesiekirski	24.921
14	<b>27</b> K.Toba	36.280
15	<b>69</b> T.Booth-Amos	38.896
16	<b>5</b> N.Antonelli	39.239
17	<b>3</b> R.De Rosa	39.858
18	<b>89</b> K.Bin Pawi	40.900
19	<b>29</b> G.Moreno	42.138
20	<b>72</b> Y.Ruiz	47.435
21	<b>16</b> A.Anuar	54.897

**Lap 12**

1	<b>55</b> Y.Montella	20'13.718
2	<b>99</b> A.Huertas	1.434
3	<b>62</b> S.Manzi	2.689
4	<b>53</b> V.Debise	4.883
5	<b>94</b> L.Mahias	7.486
6	<b>64</b> F.Caricasulo	15.081
7	<b>28</b> G.van Straalen	15.287
8	<b>40</b> S.Corsi	15.778
9	<b>50</b> O.Vostatek	16.278
10	<b>23</b> M.Schroetter	17.108
11	<b>11</b> B.Bendsneyder	19.096
12	<b>54</b> B.Sofuoglu	19.567
13	<b>32</b> O.Bayliss	19.777
14	<b>74</b> P.Biesiekirski	20.032
15	<b>27</b> K.Toba	26.583
16	<b>69</b> T.Booth-Amos	29.945
17	<b>3</b> R.De Rosa	29.958
18	<b>5</b> N.Antonelli	30.628
19	<b>72</b> Y.Ruiz	31.261
20	<b>89</b> K.Bin Pawi	31.803
21	<b>29</b> G.Moreno	32.087
22	<b>16</b> A.Anuar	40.258
23	<b>9</b> J.Navarro	
24	<b>39</b> K.Keankum	

**Lap 15**

1	<b>55</b> Y.Montella	25'16.249
2	<b>99</b> A.Huertas	0.912
3	<b>62</b> S.Manzi	3.652
4	<b>94</b> L.Mahias	11.958
5	<b>64</b> F.Caricasulo	17.937
6	<b>28</b> G.van Straalen	18.240
7	<b>40</b> S.Corsi	18.486
8	<b>23</b> M.Schroetter	19.138
9	<b>11</b> B.Bendsneyder	20.361
10	<b>50</b> O.Vostatek	21.262
11	<b>54</b> B.Sofuoglu	22.273
12	<b>32</b> O.Bayliss	22.281
13	<b>74</b> P.Biesiekirski	22.642
14	<b>53</b> V.Debise	23.319
15	<b>27</b> K.Toba	32.440
16	<b>69</b> T.Booth-Amos	35.309
17	<b>5</b> N.Antonelli	35.542
18	<b>3</b> R.De Rosa	35.898
19	<b>89</b> K.Bin Pawi	37.124
20	<b>29</b> G.Moreno	38.037
21	<b>72</b> Y.Ruiz	40.100
22	<b>16</b> A.Anuar	49.168

**Lap 18**

1	<b>55</b> Y.Montella	30'18.316
2	<b>99</b> A.Huertas	1.321
3	<b>62</b> S.Manzi	5.391
4	<b>94</b> L.Mahias	17.164
5	<b>64</b> F.Caricasulo	22.548
6	<b>23</b> M.Schroetter	22.603
7	<b>40</b> S.Corsi	23.231
8	<b>11</b> B.Bendsneyder	23.872
9	<b>28</b> G.van Straalen	24.238
10	<b>54</b> B.Sofuoglu	24.860
11	<b>50</b> O.Vostatek	24.920
12	<b>32</b> O.Bayliss	25.263
13	<b>74</b> P.Biesiekirski	26.775
14	<b>27</b> K.Toba	38.697
15	<b>69</b> T.Booth-Amos	41.063
16	<b>5</b> N.Antonelli	41.221
17	<b>3</b> R.De Rosa	41.880
18	<b>89</b> K.Bin Pawi	43.565
19	<b>29</b> G.Moreno	44.866
20	<b>72</b> Y.Ruiz	51.160
21	<b>16</b> A.Anuar	58.702

**Lap 13**

1	<b>55</b> Y.Montella	21'54.497
2	<b>99</b> A.Huertas	1.469
3	<b>62</b> S.Manzi	3.076
4	<b>53</b> V.Debise	4.696
5	<b>94</b> L.Mahias	8.647
6	<b>64</b> F.Caricasulo	16.116
7	<b>28</b> G.van Straalen	16.474
8	<b>40</b> S.Corsi	16.724
9	<b>50</b> O.Vostatek	17.331
10	<b>23</b> M.Schroetter	17.943
11	<b>11</b> B.Bendsneyder	19.689
12	<b>54</b> B.Sofuoglu	20.208
13	<b>32</b> O.Bayliss	20.314
14	<b>74</b> P.Biesiekirski	20.992
15	<b>27</b> K.Toba	28.441
16	<b>69</b> T.Booth-Amos	31.918
17	<b>3</b> R.De Rosa	32.353
18	<b>5</b> N.Antonelli	32.631

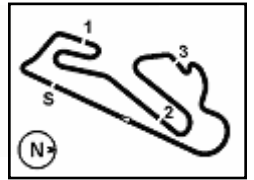
**Lap 16**

1	<b>55</b> Y.Montella	26'57.205
2	<b>99</b> A.Huertas	0.471
3	<b>62</b> S.Manzi	4.079
4	<b>94</b> L.Mahias	12.693
5	<b>64</b> F.Caricasulo	19.291
6	<b>28</b> G.van Straalen	19.322
7	<b>40</b> S.Corsi	19.648
8	<b>23</b> M.Schroetter	19.651
9	<b>11</b> B.Bendsneyder	20.554
10	<b>50</b> O.Vostatek	22.278
11	<b>54</b> B.Sofuoglu	23.206
12	<b>32</b> O.Bayliss	23.282
13	<b>74</b> P.Biesiekirski	23.780
14	<b>27</b> K.Toba	34.299
15	<b>69</b> T.Booth-Amos	36.760
16	<b>5</b> N.Antonelli	36.940
17	<b>3</b> R.De Rosa	37.657
18	<b>89</b> K.Bin Pawi	38.658

12/10/2024  
These data/results cannot be reproduced, stored and/or transmitted in whole or in part by any manner of electronic, mechanical, photocopying, recording, broadcasting or otherwise now known or herein after developed without the previous express consent by the copyright owner, except for reproduction in daily press and regular printed publications on sale to the public within 60 days of the event related to those data/results and always provided that copyright symbol appears together as follows below.

© DORNA WSBK ORGANIZATION Srl 2024





**Estoril Round, 11-13 October 2024**  
**Lap Chart Race 1**

**Race Pace Comparison**

	55 Mon	99 Hue	62 Man	94 Mah	64 Car	23 Sch	40 Cor	11 Ben	28 vSt	54 Sof	50 Vos	32 Bay	74 Bie	27 Tob
1	1'45.082	1'45.351	1'45.811	1'45.849	1'47.395	1'48.679	1'47.015	1'49.126	1'46.779	1'49.451	1'47.741	1'48.930	1'48.815	1'51.152
2	1'41.399	1'41.281	1'41.013	1'41.617	1'42.269	1'43.406	1'42.646	1'43.127	1'42.848	1'43.159	1'42.210	1'43.604	1'42.482	1'43.143
3	1'40.998	1'41.217	1'41.262	<b>1'40.774</b>	1'42.650	1'42.931	1'42.726	1'43.280	1'42.953	1'42.408	1'42.892	1'42.714	1'42.661	1'42.810
4	1'40.731	1'41.028	1'41.079	1'41.103	<b>1'41.261</b>	1'42.213	1'42.480	1'42.335	1'42.102	1'41.932	1'42.156	1'42.622	1'42.263	1'42.526
5	1'40.855	1'40.935	1'40.947	1'41.251	1'42.278	1'42.325	1'41.884	1'41.783	1'41.592	1'42.225	1'42.203	1'42.465	1'42.201	1'42.575
6	1'40.706	1'40.731	1'40.837	1'41.335	1'41.945	1'41.723	1'41.749	1'42.075	1'41.688	1'42.416	1'41.767	1'41.738	1'41.926	<b>1'42.201</b>
7	1'40.620	1'40.710	1'40.844	1'41.417	1'41.706	1'41.469	1'41.671	1'42.053	1'41.728	1'41.950	<b>1'41.615</b>	1'42.356	1'42.177	1'42.389
8	1'40.796	1'40.732	1'40.718	1'41.257	1'41.885	1'42.012	<b>1'41.607</b>	1'41.601	1'41.708	1'41.701	1'41.849	1'41.800	1'42.191	1'42.573
9	1'40.488	1'40.839	1'40.845	1'41.420	1'42.535	1'41.810	1'42.332	1'41.836	1'41.828	1'41.973	1'41.924	1'42.204	1'42.471	1'42.567
10	1'40.636	1'40.733	<b>1'40.645</b>	1'41.051	1'41.851	<b>1'41.247</b>	1'41.875	1'42.783	<b>1'41.402</b>	1'42.395	1'41.894	1'41.485	1'42.446	1'42.467
11	1'40.789	1'40.737	1'41.002	1'42.336	1'41.357	1'41.450	1'41.667	1'41.572	1'41.696	1'41.941	1'42.003	1'42.025	1'42.291	1'42.887
12	1'40.618	1'40.858	1'41.404	1'41.794	1'41.667	1'41.561	1'41.844	1'41.243	1'42.681	1'41.734	1'41.742	1'41.552	1'41.826	1'43.011
13	1'40.779	1'40.814	1'41.166	1'41.940	1'41.814	1'41.614	1'41.725	1'41.372	1'41.966	1'41.420	1'41.832	<b>1'41.316</b>	1'41.739	1'42.637
14	1'41.004	1'40.690	1'41.041	1'42.065	1'41.672	1'41.551	1'41.682	1'41.235	1'41.461	1'41.943	1'43.553	1'41.856	<b>1'41.719</b>	1'42.790
15	1'40.748	<b>1'40.505</b>	1'41.287	1'42.998	1'41.901	1'41.396	1'41.832	1'41.189	1'42.057	1'41.874	1'42.130	1'41.863	1'41.683	1'42.961
16	1'40.956	1'40.515	1'41.383	1'41.691	1'42.310	1'41.469	1'42.118	<b>1'41.149</b>	1'42.038	1'41.889	1'41.972	1'41.957	1'42.094	1'42.815
17	1'40.845	1'40.764	1'41.229	1'41.914	1'42.825	1'42.488	1'42.486	1'41.939	1'43.138	1'41.451	1'41.940	1'41.407	1'41.986	1'42.826
18	<b>1'40.266</b>	1'41.197	1'41.194	1'43.668	1'41.543	1'41.575	1'42.208	1'42.490	1'42.889	<b>1'41.314</b>	1'41.813	1'41.685	1'42.120	1'42.683

	69 Boo	5 Ant	3 DeR	89 Bin	29 Mor	72 Rui	16 Anu	53 Deb	9 Nav	39 Kea	77 Pon	37 Rib	68 Pow	66 Tuu
1	1'50.562	1'51.905	1'49.992	1'52.145	1'51.675	1'49.070	1'50.893	1'46.311	2'56.432	2'22.505	1'49.233	1'54.391	1'50.950	1'47.098
2	1'42.862	1'43.139	1'43.612	1'43.082	1'42.939	1'42.806	1'44.198	1'41.015	9'27.123	1'56.342	1'43.193	1'46.583	1'43.371	1'42.532
3	1'45.211	1'44.359	1'42.499	1'43.794	1'43.524	1'43.156	1'44.176	1'41.211	1'43.818	10'44.050	1'43.868	1'46.105	1'43.819	1'42.796
4	1'43.449	1'43.809	1'42.772	1'43.031	1'43.440	1'42.832	<b>1'43.317</b>	1'41.344	1'42.743	1'46.168	1'42.597	1'45.427	1'43.226	1'42.482
5	1'42.795	1'42.724	1'42.767	1'43.622	1'43.624	1'42.924	1'43.386	1'40.984	1'42.522	1'53.539	<b>1'41.849</b>	1'45.665	<b>1'43.143</b>	<b>1'42.162</b>
6	1'42.792	1'43.149	<b>1'42.259</b>	1'43.550	1'42.886	<b>1'42.651</b>	1'44.052	1'41.046	1'42.446	1'58.633	1'41.917	1'45.649	1'43.354	1'42.177
7	1'43.019	1'42.311	1'42.901	1'43.127	1'43.305	1'42.976	1'43.502	1'41.002	1'41.560	1'51.693	1'42.184	<b>1'45.377</b>	1'43.152	2'17.368
8	1'42.683	1'42.849	1'42.997	1'42.750	1'43.018	1'42.994	1'43.404	1'41.468	<b>1'41.402</b>	1'45.470	1'42.872	1'45.093		
9	1'42.647	1'42.572	1'43.146	1'42.721	1'42.941	1'43.558	1'44.091	1'41.145	1'41.403	1'44.752	1'42.602			
10	1'42.728	1'42.257	1'43.858	1'42.591	1'42.717	1'44.946	1'45.086	1'41.193	1'42.509	1'44.284	1'42.544			
11	1'42.557	1'42.426	1'43.663	1'42.654	1'42.931	1'43.621	1'43.903	1'40.937	1'41.697	<b>1'44.728</b>				
12	<b>1'42.358</b>	1'42.846	1'43.210	1'42.454	1'42.805	1'43.445	1'43.968	1'40.945	1'41.724	1'44.981				
13	1'42.752	1'42.782	1'43.174	<b>1'42.430</b>	<b>1'42.665</b>	1'43.016	1'43.818	1'40.592	1'41.473					
14	1'42.544	1'42.367	1'42.630	1'42.556	1'42.954	1'44.627	1'43.473	<b>1'40.548</b>						
15	1'42.599	1'42.296	1'42.667	1'42.866	1'42.862	1'43.727	1'44.150	1'59.827						
16	1'42.407	1'42.354	1'42.715	1'42.490	1'42.915	1'44.517	1'43.853							
17	1'42.981	1'43.144	1'43.046	1'43.087	1'42.987	1'44.619	1'43.677							
18	1'42.433	<b>1'42.248</b>	1'42.288	1'42.931	1'42.994	1'43.991	1'44.071							

	7 Bal
1	1'48.895
2	<b>1'43.082</b>

12/10/2024

These data/results cannot be reproduced, stored and/or transmitted in whole or in part by any manner of electronic, mechanical, photocopying, recording, broadcasting or otherwise now known or herein after developed without the previous express consent by the copyright owner, except for reproduction in daily press and regular printed publications on sale to the public within 60 days of the event related to those data/results and always provided that copyright symbol appears together as follows below.

© DORNA WSBK ORGANIZATION Srl 2024

**Estoril Round, 11-13 October 2024**  
**Chronological Analysis Race 1**

Start at 15:15'31.836

1 / 5

1° 55 Y. MONTELLA [1'40.266]								4° 94 L. MAHIAS [1'40.774]							
Lap	Seg1	Seg2	Seg3	Seg4	Lap Time	km/h	Local Time	Lap	Seg1	Seg2	Seg3	Seg4	Lap Time	km/h	Local Time
1		24.770	23.718	32.325	1'45.082		15:17'16.918	1		24.947	23.772	32.010	1'45.849		15:17'17.685
2	20.611	24.941	23.676	32.171	1'41.399C	268,0	15:18'58.317	2	20.875	24.869	23.737	32.136	1'41.617C	271,4	15:18'59.302
3	20.495	24.739	23.681	32.083	1'40.998	268,7	15:20'39.315	3	20.601	<b>24.642</b>	23.545	<b>31.986</b>	<b>1'40.774</b>	<b>271,4</b>	15:20'40.076
4	20.358	24.655	23.650	32.068	1'40.731	269,3	15:22'20.046	4	20.792	24.748	<b>23.543</b>	32.020	1'41.103	268,7	15:22'21.179
5	20.509	24.663	23.580	32.103	1'40.855	268,0	15:24'00.901	5	20.766	24.721	23.586	32.178	1'41.251	268,7	15:24'02.430
6	20.386	24.662	23.621	32.037	1'40.706	269,3	15:25'41.607	6	20.711	24.740	23.593	32.291	1'41.335	267,3	15:25'43.765
7	20.403	24.666	23.606	<b>31.945</b>	1'40.620	268,7	15:27'22.227	7	20.854	24.773	23.646	32.144	1'41.417	263,4	15:27'25.182
8	20.410	24.648	23.699	32.039	1'40.796	269,3	15:29'03.023	8	20.634	24.764	23.696	32.163	1'41.257	267,3	15:29'06.439
9	20.342	24.552	23.585	32.009	1'40.488	268,0	15:30'43.511	9	20.791	24.859	23.574	32.196	1'41.420	266,7	15:30'47.859
10	20.393	24.587	23.573	32.083	1'40.636	<b>270,0</b>	15:32'24.147	10	<b>20.581</b>	24.710	23.600	32.160	1'41.051	266,0	15:32'28.910
11	20.368	24.667	23.749	32.005	1'40.789	<b>270,0</b>	15:34'04.936	11	20.685	25.619	23.698	32.334	1'42.336	267,3	15:34'11.246
12	20.494	24.587	23.556	31.981	1'40.618C	269,3	15:35'45.554	12	20.810	24.747	23.765	32.472	1'41.794	264,1	15:35'53.040
13	20.482	24.634	23.655	32.008	1'40.779	268,7	15:37'26.333	13	20.837	24.797	23.700	32.606	1'41.940	264,7	15:37'34.980
14	20.414	24.706	23.717	32.167	1'41.004	267,3	15:39'07.337	14	20.948	24.874	23.799	32.444	1'42.065	262,1	15:39'17.045
15	20.486	24.601	23.609	32.052	1'40.748	268,7	15:40'48.085	15	21.645	24.996	23.795	32.562	1'42.998	262,8	15:41'00.043
16	20.426	24.652	23.684	32.194	1'40.956	268,0	15:42'29.041	16	20.723	24.757	23.653	32.558	1'41.691	260,9	15:42'41.734
17	20.575	24.636	23.571	32.063	1'40.845	268,0	15:44'09.886	17	20.689	24.825	23.815	32.585	1'41.914	261,5	15:44'23.648
18	<b>20.313</b>	<b>24.532</b>	<b>23.465</b>	31.956	<b>1'40.266</b>	268,0	15:45'50.152	18	20.911	24.919	24.095	33.743	1'43.668	262,1	15:46'07.316
Race Time 30'18.316								Race Time 30'35.480							

2° 99 A. HUERTAS [1'40.505]								5° 64 F. CARICASULO [1'41.261]							
Lap	Seg1	Seg2	Seg3	Seg4	Lap Time	km/h	Local Time	Lap	Seg1	Seg2	Seg3	Seg4	Lap Time	km/h	Local Time
1		24.735	23.678	32.225	1'45.351		15:17'17.187	1		25.137	23.977	32.269	1'47.395		15:17'19.231
2	20.791	24.699	23.696	32.095	1'41.281C	<b>272,7</b>	15:18'58.468	2	21.019	24.626	24.041	32.583	1'42.269	<b>272,7</b>	15:19'01.500
3	20.713	24.645	23.609	32.250	1'41.217	272,0	15:20'39.685	3	21.490	24.696	23.910	32.554	1'42.650	270,7	15:20'44.150
4	20.747	24.585	23.575	32.121	1'41.028	272,0	15:22'20.713	4	<b>20.638</b>	24.607	23.533	32.483	<b>1'41.261</b>	268,0	15:22'25.411
5	20.678	24.563	23.573	32.121	1'40.935	270,0	15:24'01.648	5	20.830	25.092	23.777	32.579	1'42.278	265,4	15:24'07.689
6	20.576	24.658	<b>23.408</b>	32.089	1'40.731	270,7	15:25'42.379	6	20.951	24.743	23.732	32.519	1'41.945	266,0	15:25'49.634
7	20.620	24.578	23.525	31.987	1'40.710	270,0	15:27'23.089	7	20.757	24.716	23.595	32.638	1'41.706	266,0	15:27'31.340
8	20.557	24.601	23.514	32.060	1'40.732	271,4	15:29'03.821	8	20.729	24.656	23.877	32.623	1'41.885	266,0	15:29'13.225
9	20.585	24.554	23.564	32.136	1'40.839	270,0	15:30'44.660	9	21.133	24.994	23.885	32.523	1'42.535	262,8	15:30'55.760
10	20.569	24.566	23.613	31.995	1'40.733	270,0	15:32'25.393	10	20.928	24.655	23.667	32.601	1'41.851	266,0	15:32'37.611
11	20.616	24.577	23.548	31.996	1'40.737	270,7	15:34'06.130	11	20.770	24.571	23.541	32.475	1'41.357	268,0	15:34'18.968
12	20.576	24.511	23.509	32.222	1'40.858C	270,0	15:35'46.988	12	20.642	24.673	23.714	32.638	1'41.667C	268,0	15:36'00.635
13	20.563	24.494	23.614	32.143	1'40.814	270,7	15:37'27.802	13	20.928	24.539	23.710	32.637	1'41.814	265,4	15:37'42.449
14	20.566	24.495	23.553	32.086	1'40.690	269,3	15:39'08.492	14	20.699	24.601	23.719	32.653	1'41.672	266,0	15:39'24.121
15	20.571	<b>24.486</b>	23.514	<b>31.934</b>	<b>1'40.505</b>	270,7	15:40'48.997	15	20.888	24.632	23.761	32.620	1'41.901C	266,7	15:41'06.022
16	<b>20.504</b>	24.502	23.537	31.972	1'40.515	270,0	15:42'29.512	16	20.900	24.733	23.844	32.833	1'42.310	263,4	15:42'48.332
17	20.586	24.501	23.556	32.121	1'40.764	272,0	15:44'10.276	17	21.443	<b>24.534</b>	24.021	32.827	1'42.825	260,9	15:44'31.157
18	20.607	24.609	23.778	32.203	1'41.197	271,4	15:45'51.473	18	21.081	24.973	<b>23.505</b>	<b>31.984</b>	1'41.543	266,0	15:46'12.700
Race Time 30'19.637								Race Time 30'40.864							

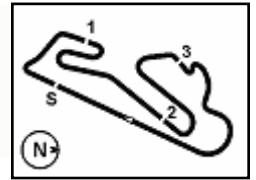
3° 62 S. MANZI [1'40.645]								6° 23 M. SCHROETTER [1'41.247]							
Lap	Seg1	Seg2	Seg3	Seg4	Lap Time	km/h	Local Time	Lap	Seg1	Seg2	Seg3	Seg4	Lap Time	km/h	Local Time
1		24.932	23.754	32.250	1'45.811		15:17'17.647	1		25.170	24.058	33.218	1'48.679		15:17'20.515
2	20.727	24.752	23.567	31.967	1'41.013C	<b>274,8</b>	15:18'58.660	2	21.310	25.808	23.891	32.397	1'43.406	269,3	15:19'03.921
3	20.891	24.712	23.545	32.114	1'41.262	<b>274,8</b>	15:20'39.922	3	21.232	25.245	24.044	32.410	1'42.931	<b>277,6</b>	15:20'46.852
4	20.796	24.670	23.553	32.060	1'41.079	272,7	15:22'21.001	4	21.197	24.766	23.923	32.327	1'42.213	265,4	15:22'29.065
5	20.611	24.658	23.662	32.016	1'40.947	271,4	15:24'01.948	5	21.036	25.115	23.767	32.407	1'42.325	272,0	15:24'11.390
6	20.602	24.665	23.600	<b>31.970</b>	1'40.837	273,4	15:25'42.785	6	21.102	24.655	23.698	32.268	1'41.723	270,7	15:25'53.113
7	20.601	24.625	23.542	32.076	1'40.844	271,4	15:27'23.629	7	20.900	24.716	23.687	<b>32.166</b>	1'41.469	268,0	15:27'34.582
8	20.489	24.665	<b>23.506</b>	32.058	1'40.718	272,7	15:29'04.347	8	20.962	24.823	24.015	32.212	1'42.012	273,4	15:29'16.594
9	20.521	24.690	23.520	32.114	1'40.845	270,0	15:30'45.192	9	20.959	24.701	23.774	32.376	1'41.810	266,0	15:30'58.404
10	<b>20.486</b>	<b>24.577</b>	23.539	32.043	<b>1'40.645</b>	270,7	15:32'25.837	10	20.822	24.582	23.604	32.239	<b>1'41.247</b>	265,4	15:32'39.651
11	20.602	24.672	23.653	32.075	1'41.002	272,7	15:34'06.839	11	<b>20.785</b>	24.607	<b>23.590</b>	32.468	1'41.450	268,0	15:34'21.101
12	20.710	24.669	23.787	32.238	1'41.404C	270,7	15:35'48.243	12	20.887	24.728	23.696	32.250	1'41.561	268,0	15:36'02.662
13	20.581	24.656	23.662	32.267	1'41.166	268,7	15:37'29.409	13	20.932	24.812	23.633	32.237	1'41.614	269,3	15:37'44.276
14	20.566	24.707	23.567	32.201	1'41.041	267,3	15:39'10.450	14	20.947	24.594	23.623	32.387	1'41.551	268,0	15:39'25.827
15	20.639	24.715	23.637	32.296	1'41.287	268,0	15:40'51.737	15	20.822	24.732	23.593	32.249	1'41.396C	268,7	15:41'07.223
16	20.755	24.819	23.565	32.244	1'41.383	265,4	15:42'33.120	16	20.950	24.601	23.692	32.226	1'41.469	268,7	15:42'48.692
17	20.617	24.784	23.584	32.244	1'41.229	266,7	15:44'14.349	17	21.237	24.711	23.859	32.681	1'42.488	262,8	15:44'31.180
18	20.590	24.646	23.625	32.333	1'41.194	266,0	15:45'55.543	18	20.824	<b>24.565</b>	23.635	32.551	1'41.575	266,7	15:46'12.755
Race Time 30'23.707								Race Time 30'40.919							

12/10/2024 P = Pits In/Out - C = Lap Time Cancelled

These data/results cannot be reproduced, stored and/or transmitted in whole or in part by any manner of electronic, mechanical, photocopying, recording, broadcasting or otherwise now known or herein after developed without the previous express consent by the copyright owner, except for reproduction in daily press and regular printed publications on sale to the public within 60 days of the event related to those data/results and always provided that copyright symbol appears together as follows below.

© DORNA WSBK ORGANIZATION Srl 2024





Circuito Estoril 4.182 m

**Estoril Round, 11-13 October 2024**  
**Chronological Analysis Race 1**

Start at 15:15:31.836

2 / 5

7° 40 S. CORSI [1'41.607]								10° 54 B. SOFUOGLU [1'41.314]							
Lap	Seg1	Seg2	Seg3	Seg4	Lap Time	km/h	Local Time	Lap	Seg1	Seg2	Seg3	Seg4	Lap Time	km/h	Local Time
1		25.102	24.022	32.346	1'47.015		15:17'18.851	1		26.133	24.292	32.291	1'49.451		15:17'21.287
2	20.999	24.879	23.891	32.877	1'42.646C	269,3	15:19'01.497	2	21.437	25.358	24.306	<b>32.058</b>	1'43.159	278,4	15:19'04.446
3	21.124	24.912	23.963	32.727	1'42.726	268,7	15:20'44.223	3	21.175	24.847	24.235	32.151	1'42.408	<b>279,8</b>	15:20'46.854
4	20.931	24.720	23.851	32.978	1'42.480	265,4	15:22'26.703	4	20.944	24.923	23.841	32.224	1'41.932	269,3	15:22'28.786
5	20.884	24.784	23.754	32.462	1'41.884	266,0	15:24'08.587	5	21.155	24.795	24.059	32.216	1'42.225	268,0	15:24'11.011
6	20.921	24.754	23.730	32.344	1'41.749	266,7	15:25'50.336	6	20.966	24.804	24.512	32.134	1'42.416	267,3	15:25'53.427
7	20.745	24.669	23.771	32.486	1'41.671	266,0	15:27'32.007	7	20.961	24.683	24.036	32.270	1'41.950	272,7	15:27'35.377
8	20.796	24.651	23.832	<b>32.328</b>	<b>1'41.607</b>	268,0	15:29'13.614	8	20.781	24.680	24.004	32.236	1'41.701	269,3	15:29'17.078
9	20.954	24.789	24.073	32.516	1'42.332	266,0	15:30'55.946	9	20.941	24.846	23.925	32.261	1'41.973	270,7	15:30'59.051
10	20.893	24.828	23.732	32.422	1'41.875	<b>272,0</b>	15:32'37.821	10	21.485	<b>24.641</b>	24.117	32.152	1'42.395	271,4	15:32'41.446
11	20.818	<b>24.649</b>	23.744	32.456	1'41.667	269,3	15:34'19.488	11	20.769	24.833	23.967	32.372	1'41.941	269,3	15:34'23.387
12	<b>20.735</b>	24.756	23.867	32.486	1'41.844C	267,3	15:36'01.332	12	20.828	24.798	23.870	32.238	1'41.734	263,4	15:36'05.121
13	20.851	24.764	<b>23.695</b>	32.415	1'41.725	267,3	15:37'43.057	13	<b>20.677</b>	24.735	23.868	32.140	1'41.420	270,0	15:37'46.541
14	20.815	24.715	23.780	32.372	1'41.682	269,3	15:39'24.739	14	20.722	24.843	23.913	32.465	1'41.943	270,7	15:39'28.484
15	20.882	24.749	23.778	32.423	1'41.832C	264,1	15:41'06.571	15	21.053	24.768	23.871	32.182	1'41.874C	268,0	15:41'10.358
16	20.934	24.844	23.819	32.521	1'42.118	268,7	15:42'48.689	16	21.075	24.757	23.824	32.233	1'41.889	264,7	15:42'52.247
17	20.918	24.727	23.836	33.005	1'42.486	266,7	15:44'31.175	17	20.960	24.667	<b>23.758</b>	32.066	1'41.451	265,4	15:44'33.698
18	21.066	24.854	23.845	32.443	1'42.208	264,7	15:46'13.383	18	20.757	24.677	23.817	32.063	<b>1'41.314</b>	272,0	15:46'15.012
Race Time 30'41.547								Race Time 30'43.176							

8° 11 B. BENDSNEYDER [1'41.149]								11° 50 O. VOSTATEK [1'41.615]							
Lap	Seg1	Seg2	Seg3	Seg4	Lap Time	km/h	Local Time	Lap	Seg1	Seg2	Seg3	Seg4	Lap Time	km/h	Local Time
1		26.217	24.139	32.443	1'49.126C		15:17'20.962	1		25.160	24.214	32.518	1'47.741		15:17'19.577
2	21.453	25.517	23.950	32.207	1'43.127	276,2	15:19'04.089	2	20.975	25.049	23.666	32.520	1'42.210	270,0	15:19'01.787
3	21.327	25.251	24.412	32.290	1'43.280	272,7	15:20'47.369	3	21.466	25.053	23.928	32.445	1'42.892	268,7	15:20'44.679
4	21.054	25.018	23.844	32.419	1'42.335	271,4	15:22'29.704	4	20.946	24.797	23.759	32.654	1'42.156	272,7	15:22'26.835
5	20.967	24.848	23.785	32.183	1'41.783	266,7	15:24'11.487	5	21.032	24.929	23.794	32.448	1'42.203	<b>273,4</b>	15:24'09.038
6	20.770	24.904	24.337	32.064	1'42.075	<b>276,9</b>	15:25'53.562	6	20.724	24.830	<b>23.569</b>	32.644	1'41.767	<b>273,4</b>	15:25'50.805
7	20.644	24.808	24.313	32.288	1'42.053	275,5	15:27'35.615	7	20.711	24.798	23.600	32.506	<b>1'41.615</b>	264,7	15:27'32.420
8	20.780	24.780	23.927	32.114	1'41.601	271,4	15:29'17.216	8	20.814	<b>24.751</b>	23.678	32.606	1'41.849	263,4	15:29'14.269
9	20.671	24.809	23.817	32.539	1'41.836	273,4	15:30'59.052	9	20.751	24.897	23.779	32.497	1'41.924	263,4	15:30'56.193
10	21.678	24.871	24.191	32.043	1'42.783	267,3	15:32'41.835	10	20.839	24.933	23.770	<b>32.352</b>	1'41.894	270,0	15:32'38.087
11	20.802	24.875	23.773	32.122	1'41.572	<b>276,9</b>	15:34'23.407	11	20.968	24.799	23.626	32.610	1'42.003	271,4	15:34'20.090
12	20.688	<b>24.714</b>	<b>23.644</b>	32.197	1'41.243	264,1	15:36'04.650	12	20.769	24.753	23.720	32.500	1'41.742C	266,7	15:36'01.832
13	20.650	24.926	23.655	32.141	1'41.372	264,7	15:37'46.022	13	20.809	24.837	23.664	32.522	1'41.832	266,0	15:37'43.664
14	20.691	24.768	23.746	<b>32.030</b>	1'41.235	264,1	15:39'27.257	14	22.470	24.907	23.697	32.479	1'43.553	265,4	15:39'27.217
15	20.728	24.732	23.720	32.009	1'41.189C	267,3	15:41'08.446	15	21.053	24.859	23.722	32.496	1'42.130C	264,1	15:41'09.347
16	<b>20.612</b>	24.734	23.716	32.087	<b>1'41.149</b>	264,1	15:42'49.595	16	20.770	24.846	23.752	32.604	1'41.972	264,1	15:42'51.319
17	20.852	24.762	23.919	32.406	1'41.939	266,7	15:44'31.534	17	20.815	24.839	23.667	32.619	1'41.940	262,8	15:44'33.259
18	21.056	24.893	23.969	32.572	1'42.490	269,3	15:46'14.024	18	<b>20.704</b>	24.788	23.666	32.655	1'41.813	264,1	15:46'15.072
Race Time 30'42.188								Race Time 30'43.236							

9° 28 G. VAN STRAALEN [1'41.402]								12° 32 O. BAYLISS [1'41.316]							
Lap	Seg1	Seg2	Seg3	Seg4	Lap Time	km/h	Local Time	Lap	Seg1	Seg2	Seg3	Seg4	Lap Time	km/h	Local Time
1		25.012	23.900	32.468	1'46.779C		15:17'18.615	1		25.380	24.300	33.311	1'48.930		15:17'20.766
2	20.932	24.971	23.719	33.226	1'42.848C	268,0	15:19'01.463	2	21.781	25.444	24.136	32.243	1'43.604	276,9	15:19'04.370
3	21.737	24.893	23.929	32.394	1'42.953	267,3	15:20'44.416	3	21.382	24.916	24.135	32.281	1'42.714	273,4	15:20'47.084
4	20.868	<b>24.716</b>	23.791	32.727	1'42.102	<b>276,2</b>	15:22'26.518	4	21.524	24.935	23.850	32.313	1'42.622	273,4	15:22'29.706
5	20.685	24.729	23.747	32.431	1'41.592	266,0	15:24'08.110	5	21.077	24.815	23.806	32.767	1'42.465C	272,0	15:24'12.171
6	20.873	24.811	23.664	32.340	1'41.688	269,3	15:25'49.798	6	20.930	24.774	23.742	32.292	1'41.738	267,3	15:25'53.909
7	20.772	24.728	23.674	32.554	1'41.728C	270,7	15:27'31.526	7	20.814	24.747	24.350	32.445	1'42.356	272,7	15:27'36.265
8	20.853	24.778	23.690	32.387	1'41.708	270,0	15:29'13.234	8	20.886	24.693	23.768	32.453	1'41.800	270,0	15:29'18.065
9	20.776	24.800	23.688	32.564	1'41.828	264,1	15:30'55.062	9	20.760	24.672	23.672	33.100	1'42.204C	268,0	15:31'00.269
10	20.657	24.825	<b>23.493</b>	32.427	<b>1'41.402</b>	262,8	15:32'36.464	10	20.824	24.707	<b>23.611</b>	32.343	1'41.485	268,0	15:32'41.754
11	<b>20.506</b>	24.865	23.676	32.649	1'41.696	262,8	15:34'18.160	11	20.966	25.114	23.851	32.094	1'42.025	271,4	15:34'23.779
12	20.552	25.849	23.892	32.388	1'42.681C	263,4	15:36'00.841	12	<b>20.635</b>	24.691	23.957	32.269	1'41.552	271,4	15:36'05.331
13	20.885	24.849	23.703	32.529	1'41.966	270,0	15:37'42.807	13	20.928	24.675	23.678	<b>32.035</b>	<b>1'41.316</b>	270,0	15:37'46.647
14	20.779	24.769	23.642	<b>32.271</b>	1'41.461	268,0	15:39'24.268	14	20.768	24.769	23.964	32.355	1'41.856	276,9	15:39'28.503
15	20.987	24.809	23.729	32.532	1'42.057C	273,4	15:41'06.325	15	20.803	24.716	23.658	32.686	1'41.863C	265,4	15:41'10.366
16	20.811	24.810	23.778	32.639	1'42.038	267,3	15:42'48.363	16	21.048	24.861	23.916	32.132	1'41.957	264,7	15:42'52.323
17	20.652	24.813	25.081	32.592	1'43.138	265,4	15:44'31.501	17	20.718	<b>24.550</b>	23.724	32.415	1'41.407	<b>277,6</b>	15:44'33.730
18	20.946	24.978	23.647	33.318	1'42.889	271,4	15:46'14.390	18	21.047	24.646	23.727	32.265	1'41.685	270,0	15:46'15.415
Race Time 30'42.554								Race Time 30'43.579							

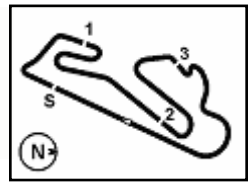
12/10/2024

P = Pits In/Out - C = Lap Time Cancelled

These data/results cannot be reproduced, stored and/or transmitted in whole or in part by any manner of electronic, mechanical, photocopying, recording, broadcasting or otherwise now known or herein after developed without the previous express consent by the copyright owner, except for reproduction in daily press and regular printed publications on sale to the public within 60 days of the event related to those data/results and always provided that copyright symbol appears together as follows below.

© DORNA WSBK ORGANIZATION Srl 2024





Circuito Estoril 4.182 m

## Estoril Round, 11-13 October 2024 Chronological Analysis Race 1

Start at 15:15:31.836

13° 74 P. BIESIEKIRSKI [1'41.719]								16° 5 N. ANTONELLI [1'42.248]							
Lap	Seg1	Seg2	Seg3	Seg4	Lap Time	km/h	Local Time	Lap	Seg1	Seg2	Seg3	Seg4	Lap Time	km/h	Local Time
1		25.411	24.003	32.978	1'48.815C		15:17'20.651	1		26.650	24.634	32.693	1'51.905		15:17'23.741
2	20.950	24.968	23.949	32.615	1'42.482	<b>277,6</b>	15:19'03.133	2	21.284	25.159	24.169	32.527	1'43.139	<b>275,5</b>	15:19'06.880
3	21.316	24.881	23.959	32.505	1'42.661	268,0	15:20'45.794	3	21.161	25.198	24.673	33.327	1'44.359	274,8	15:20'51.239
4	20.933	24.927	23.892	32.511	1'42.263	269,3	15:22'28.057	4	21.749	25.401	24.041	32.618	1'43.809	264,1	15:22'35.048
5	20.983	24.931	23.833	32.454	1'42.201	268,0	15:24'10.258	5	21.040	24.932	24.168	32.584	1'42.724	272,0	15:24'17.772
6	20.849	24.969	23.732	32.376	1'41.926	268,7	15:25'52.184	6	21.122	25.059	24.147	32.821	1'43.149	274,1	15:26'00.921
7	<b>20.794</b>	24.886	23.872	32.625	1'42.177	268,0	15:27'34.361	7	20.993	24.959	23.962	<b>32.397</b>	1'42.311	270,0	15:27'43.232
8	21.035	24.945	23.822	32.389	1'42.191	269,3	15:29'16.552	8	20.963	24.985	24.169	32.732	1'42.849	274,1	15:29'26.081
9	21.125	24.884	24.021	32.441	1'42.471	268,7	15:30'59.023	9	20.886	24.901	24.167	32.618	1'42.572	268,7	15:31'08.653
10	21.329	24.787	23.880	32.450	1'42.446	270,7	15:32'41.469	10	20.877	24.901	24.039	32.440	1'42.257	270,7	15:32'50.910
11	21.022	25.220	23.866	<b>32.183</b>	1'42.291	268,7	15:34'23.760	11	20.893	24.940	24.048	32.545	1'42.426	273,4	15:34'33.336
12	20.969	24.795	23.751	32.311	1'41.826	268,7	15:36'05.586	12	21.259	25.013	23.981	32.593	1'42.846	272,0	15:36'16.182
13	20.853	24.808	23.771	32.307	1'41.739	276,2	15:37'47.325	13	20.901	24.988	23.936	32.957	1'42.782	272,0	15:37'58.964
14	20.937	24.801	<b>23.704</b>	32.277	1'41.719	270,7	15:39'29.044	14	20.951	24.947	23.968	32.501	1'42.367	270,7	15:39'41.331
15	20.869	<b>24.760</b>	23.820	32.234	1'41.683C	273,4	15:41'10.727	15	20.818	24.877	23.879	32.722	1'42.296	272,0	15:41'23.627
16	20.885	24.927	23.955	32.327	1'42.094	272,0	15:42'52.821	16	20.808	24.935	23.850	32.761	1'42.354C	269,3	15:43'05.981
17	20.839	24.939	23.778	32.430	1'41.986	272,0	15:44'34.807	17	21.613	24.973	23.916	32.642	1'43.144C	272,0	15:44'49.125
18	20.852	24.902	23.798	32.568	1'42.120	270,7	15:46'16.927	18	<b>20.804</b>	<b>24.803</b>	<b>23.829</b>	32.812	<b>1'42.248</b>	270,7	15:46'31.373
Race Time 30'45.091								Race Time 30'59.537							

14° 27 K. TOBA [1'42.201]								17° 3 R. DE ROSA [1'42.259]							
Lap	Seg1	Seg2	Seg3	Seg4	Lap Time	km/h	Local Time	Lap	Seg1	Seg2	Seg3	Seg4	Lap Time	km/h	Local Time
1		26.425	24.255	32.476	1'51.152C		15:17'22.988	1		25.918	24.223	32.693	1'49.992		15:17'21.828
2	21.242	25.033	24.138	32.730	1'43.143	<b>277,6</b>	15:19'06.131	2	21.160	25.419	24.345	32.688	1'43.612	267,3	15:19'05.440
3	21.226	24.979	24.134	32.471	1'42.810	271,4	15:20'48.941	3	21.021	25.127	23.938	<b>32.413</b>	1'42.499	<b>270,0</b>	15:20'47.939
4	21.009	24.994	23.999	32.524	1'42.526	271,4	15:22'31.467	4	20.915	25.130	24.077	32.650	1'42.772	267,3	15:22'30.711
5	20.979	24.925	24.168	32.503	1'42.575	272,0	15:24'14.042	5	21.148	24.997	24.015	32.607	1'42.767	263,4	15:24'13.478
6	20.944	<b>24.847</b>	<b>23.888</b>	32.522	<b>1'42.201</b>	270,0	15:25'56.243	6	<b>20.770</b>	<b>24.963</b>	23.871	32.655	<b>1'42.259</b>	266,0	15:25'55.737
7	21.029	24.903	24.039	<b>32.418</b>	1'42.389	270,0	15:27'38.632	7	21.029	25.123	24.041	32.708	1'42.901	265,4	15:27'38.638
8	20.979	24.901	24.044	32.649	1'42.573	270,7	15:29'21.205	8	21.217	24.964	24.049	32.767	1'42.997	266,7	15:29'21.635
9	20.987	24.925	24.028	32.627	1'42.567	266,0	15:31'03.772	9	21.212	25.136	24.063	32.735	1'43.146	266,7	15:31'04.781
10	20.903	24.904	24.075	32.585	1'42.467	266,7	15:32'46.239	10	21.262	25.594	24.054	32.948	1'43.858	264,7	15:32'48.639
11	<b>20.874</b>	25.116	24.185	32.712	1'42.887	270,0	15:34'29.126	11	20.956	25.323	24.317	33.067	1'43.663	262,1	15:34'32.302
12	21.015	25.066	24.143	32.787	1'43.011	265,4	15:36'12.137	12	20.938	25.205	24.029	33.038	1'43.210	260,2	15:36'15.512
13	21.057	25.010	23.977	32.593	1'42.637	264,7	15:37'54.774	13	21.211	25.189	23.989	32.785	1'43.174	262,8	15:37'58.686
14	20.931	25.102	24.009	32.748	1'42.790	265,4	15:39'37.564	14	20.989	25.029	23.867	32.745	1'42.630	263,4	15:39'41.316
15	21.038	25.066	24.088	32.769	1'42.961	265,4	15:41'20.525	15	21.121	25.043	23.853	32.650	1'42.667	263,4	15:41'23.983
16	20.934	25.098	23.933	32.850	1'42.815C	263,4	15:43'03.340	16	20.927	25.133	23.952	32.703	1'42.715C	266,0	15:43'06.698
17	21.168	25.021	23.982	32.655	1'42.826	262,8	15:44'46.166	17	21.128	25.358	23.947	32.613	1'43.046	262,1	15:44'49.744
18	20.928	25.032	24.004	32.719	1'42.683	265,4	15:46'28.849	18	20.896	25.018	<b>23.838</b>	32.536	1'42.288	264,7	15:46'32.032
Race Time 30'57.013								Race Time 31'00.196							

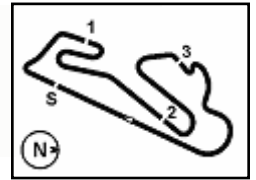
15° 69 T. BOOTH-AMOS [1'42.358]								18° 89 K. BIN PAWI [1'42.430]							
Lap	Seg1	Seg2	Seg3	Seg4	Lap Time	km/h	Local Time	Lap	Seg1	Seg2	Seg3	Seg4	Lap Time	km/h	Local Time
1		26.369	24.274	32.944	1'50.562C		15:17'22.398	1		26.331	24.625	32.746	1'52.145C		15:17'23.981
2	20.994	25.034	24.127	32.707	1'42.862	269,3	15:19'05.260	2	21.162	25.146	24.219	<b>32.555</b>	1'43.082	273,4	15:19'07.063
3	21.043	24.940	26.311	32.917	1'45.211	268,0	15:20'50.471	3	21.315	24.915	24.514	33.050	1'43.794	<b>275,5</b>	15:20'50.857
4	21.562	25.173	24.096	32.618	1'43.449C	<b>272,0</b>	15:22'33.920	4	21.073	24.967	24.164	32.827	1'43.031	271,4	15:22'33.888
5	21.220	24.997	23.883	<b>32.695</b>	1'42.795	268,0	15:24'16.715	5	21.141	25.315	24.345	32.821	1'43.622	268,7	15:24'17.510
6	20.817	24.911	24.165	32.899	1'42.792	270,0	15:25'59.507	6	21.180	25.136	24.521	32.713	1'43.550	269,3	15:26'01.060
7	20.806	24.917	24.381	32.915	1'43.019	264,1	15:27'42.526	7	21.175	25.011	24.163	32.778	1'43.127	270,0	15:27'44.187
8	20.834	25.021	23.949	32.879	1'42.683	265,4	15:29'25.209	8	21.073	25.006	24.030	32.641	1'42.750	270,0	15:29'26.937
9	<b>20.743</b>	24.874	24.116	32.914	1'42.647	262,8	15:31'07.856	9	20.917	24.972	24.118	32.714	1'42.721	264,1	15:31'09.658
10	20.897	24.972	23.955	32.904	1'42.728	264,7	15:32'50.584	10	20.947	24.983	24.032	32.629	1'42.591	268,7	15:32'52.249
11	20.791	24.983	23.978	32.805	1'42.557	267,3	15:34'33.141	11	20.985	24.907	24.195	32.567	1'42.654C	270,0	15:34'34.903
12	20.774	24.911	23.862	32.811	<b>1'42.358</b>	265,4	15:36'15.499	12	20.853	24.935	24.026	32.640	1'42.454	272,7	15:36'17.357
13	20.893	25.117	23.927	32.815	1'42.752	265,4	15:37'58.251	13	<b>20.810</b>	24.896	24.090	32.634	<b>1'42.430</b>	268,7	15:37'59.787
14	21.016	24.920	<b>23.828</b>	32.780	1'42.544	263,4	15:39'40.795	14	20.888	<b>24.798</b>	24.104	32.766	1'42.556	268,0	15:39'42.343
15	20.967	<b>24.860</b>	23.894	32.878	1'42.599	264,1	15:41'23.394	15	21.162	25.049	24.002	32.653	1'42.866	267,3	15:41'25.209
16	20.834	24.934	23.881	32.758	1'42.407C	262,8	15:43'05.801	16	20.863	24.905	<b>23.909</b>	32.813	1'42.490C	264,7	15:43'07.699
17	20.974	<b>24.860</b>	23.999	33.148	1'42.981	262,8	15:44'48.782	17	21.251	24.966	24.078	32.792	1'43.087	259,6	15:44'50.786
18	20.763	24.878	23.859	32.933	1'42.433	263,4	15:46'31.215	18	20.927	24.984	24.034	32.986	1'42.931	265,4	15:46'33.717
Race Time 30'59.379								Race Time 31'01.881							

12/10/2024

P = Pits In/Out - C = Lap Time Cancelled

These data/results cannot be reproduced, stored and/or transmitted in whole or in part by any manner of electronic, mechanical, photocopying, recording, broadcasting or otherwise now known or herein after developed without the previous express consent by the copyright owner, except for reproduction in daily press and regular printed publications on sale to the public within 60 days of the event related to those data/results and always provided that copyright symbol appears together as follows below.

© DORNA WSBK ORGANIZATION Srl 2024



Circuito Estoril 4.182 m

**Estoril Round, 11-13 October 2024**  
**Chronological Analysis Race 1**

Start at 15:15:31.836

4 / 5

<b>19° 29 G. MORENO [1'42.665]</b>								<b>RET 53 V. DEBISE [1'40.548]</b>							
Lap	Seg1	Seg2	Seg3	Seg4	Lap Time	km/h	Local Time	Lap	Seg1	Seg2	Seg3	Seg4	Lap Time	km/h	Local Time
1		26.243	24.733	32.578	1'51.675C		15:17'23.511	1		24.939	23.955	32.155	1'46.311		15:17'18.147
2	21.187	25.138	24.142	<b>32.472</b>	1'42.939	270,0	15:19'06.450	2	20.734	<b>24.511</b>	23.512	32.258	1'41.015C	268,0	15:18'59.162
3	21.346	25.055	24.260	32.863	1'43.524	271,4	15:20'49.974	3	20.958	24.639	23.662	<b>31.952</b>	1'41.211	266,7	15:20'40.373
4	21.546	24.951	24.187	32.756	1'43.440	266,7	15:22'33.414	4	20.754	24.720	23.720	32.150	1'41.344	<b>270,7</b>	15:22'21.717
5	21.311	24.997	24.243	33.073	1'43.624	<b>272,0</b>	15:24'17.038	5	20.679	24.569	23.697	32.039	1'40.984	266,7	15:24'02.701
6	21.001	24.988	24.252	32.645	1'42.886	270,7	15:25'59.924	6	20.678	24.621	23.708	32.039	1'41.046	<b>270,7</b>	15:25'43.747
7	21.289	25.125	24.203	32.688	1'43.305	<b>272,0</b>	15:27'43.229	7	20.555	24.647	23.696	32.104	1'41.002	266,7	15:27'24.749
8	21.289	24.933	24.189	32.607	1'43.018	267,3	15:29'26.247	8	20.575	24.963	23.768	32.162	1'41.468	267,3	15:29'06.217
9	21.139	24.923	24.244	32.635	1'42.941	271,4	15:31'09.188	9	20.658	24.666	23.696	32.125	1'41.145	264,1	15:30'47.362
10	<b>20.937</b>	25.020	24.147	32.613	1'42.717	268,0	15:32'51.905	10	20.627	24.708	23.686	32.172	1'41.193	265,4	15:32'28.555
11	21.048	24.979	24.163	32.741	1'42.931C	268,0	15:34'34.836	11	20.604	24.585	23.644	32.104	1'40.937	266,0	15:34'09.492
12	21.129	24.988	24.176	32.512	1'42.805	266,0	15:36'17.641	12	20.636	24.717	23.597	31.995	1'40.945	265,4	15:35'50.437
13	20.941	24.911	<b>24.115</b>	32.698	<b>1'42.665</b>	<b>272,0</b>	15:38'00.306	13	<b>20.527</b>	24.559	<b>23.503</b>	32.003	1'40.592	264,7	15:37'31.029
14	21.027	25.088	24.216	32.623	1'42.954	270,0	15:39'43.260	14	<b>20.481</b>	24.524	<b>23.579</b>	31.964	<b>1'40.548</b>	264,1	15:39'11.577
15	21.142	<b>24.897</b>	24.163	32.660	1'42.862	267,3	15:41'26.122	15	39.347	24.744	23.680	32.056	1'59.827	266,0	15:41'11.404
16	21.006	24.918	24.202	32.789	1'42.915C	265,4	15:43'09.037	16	20.596	24.562	24.209			267,3	
17	21.204	24.943	24.181	32.659	1'42.987	264,1	15:44'52.024								
18	21.043	24.932	24.279	32.740	1'42.994	264,7	15:46'35.018								
Race Time 25'39.568															

<b>23° 9 J. NAVARRO [1'41.402]</b>							
Lap	Seg1	Seg2	Seg3	Seg4	Lap Time	km/h	Local Time
1		1'19.503	26.075	43.642	2'56.432CP		15:18'28.268
2	8'02.784	26.598	24.749	32.992	9'27.123P		15:27'55.391
3	21.332	25.318	24.309	32.859	1'43.818C	268,0	15:29'39.209
4	20.956	24.880	24.117	32.790	1'42.743	266,7	15:31'21.952
5	20.779	25.158	24.034	32.551	1'42.522	266,0	15:33'04.474
6	20.758	25.342	23.817	32.529	1'42.446C	268,7	15:34'46.920
7	20.607	24.741	23.648	32.564	1'41.560	268,7	15:36'28.480
8	20.640	24.773	23.738	<b>32.251</b>	<b>1'41.402</b>	268,7	15:38'09.882
9	20.731	24.712	23.657	32.303	1'41.403	<b>273,4</b>	15:39'51.285
10	20.550	25.071	23.694	33.194	1'42.509	270,0	15:41'33.794
11	20.562	24.851	23.707	32.577	1'41.697C	268,7	15:43'15.491
12	20.650	<b>24.641</b>	<b>23.576</b>	32.857	1'41.724	266,7	15:44'57.215
13	<b>20.459</b>	24.947	23.696	32.371	1'41.473	270,0	15:46'38.688
Race Time 31'06.852							

<b>NC 39 K. KEANKUM [1'44.728]</b>							
Lap	Seg1	Seg2	Seg3	Seg4	Lap Time	km/h	Local Time
1		27.312	25.620	34.137	2'22.505C		15:17'54.341
2	21.637	26.454	25.907	42.344	1'56.342P	256,5	15:19'50.683
3	9'18.987	26.189	25.143	33.731	10'44.050P		15:30'34.733
4	21.604	25.771	25.169	33.624	1'46.168	254,1	15:32'20.901
5	21.453	25.739	31.876	34.471	1'53.539	257,1	15:34'14.440
6	21.980	26.202	34.038	36.413	1'58.633	257,8	15:36'13.073
7	21.668	31.353	25.068	33.604	1'51.693	257,8	15:38'04.766
8	21.718	25.599	24.605	33.548	1'45.470	258,4	15:39'50.236
9	21.554	25.656	<b>24.405</b>	<b>33.137</b>	1'44.752	247,7	15:41'34.988
10	<b>21.069</b>	25.383	24.583	33.249	1'44.284C	<b>261,5</b>	15:43'19.272
11	21.436	25.359	24.542	33.391	<b>1'44.728</b>	257,1	15:45'04.000
12	21.279	<b>25.272</b>	25.188	33.242	1'44.981	257,8	15:46'48.981
Race Time 31'17.145							

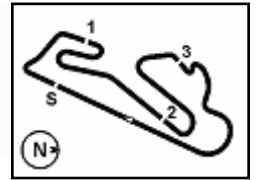
<b>RET 77 M. PONS [1'41.849]</b>							
Lap	Seg1	Seg2	Seg3	Seg4	Lap Time	km/h	Local Time
1		25.829	24.249	32.338	1'49.233		15:17'21.069
2	21.131	25.619	24.164	<b>32.279</b>	1'43.193	<b>279,8</b>	15:19'04.262
3	21.578	25.150	24.734	32.406	1'43.868	262,8	15:20'48.130
4	20.949	24.891	24.014	32.743	1'42.597	269,3	15:22'30.727
5	20.858	<b>24.833</b>	<b>23.786</b>	32.372	<b>1'41.849</b>	263,4	15:24'12.576
6	20.891	24.853	23.804	32.369	1'41.917	268,0	15:25'54.493
7	<b>20.794</b>	25.230	23.842	32.318	1'42.184	264,7	15:27'36.677
8	21.433	24.956	23.941	32.542	1'42.872	269,3	15:29'19.549
9	21.001	25.012	24.006	32.583	1'42.602	261,5	15:31'02.151
10	20.986	25.021	23.944	32.593	1'42.544	262,1	15:32'44.695
11						263,4	
Race Time 31'17.018							

12/10/2024 P = Pits In/Out - C = Lap Time Cancelled

These data/results cannot be reproduced, stored and/or transmitted in whole or in part by any manner of electronic, mechanical, photocopying, recording, broadcasting or otherwise now known or herein after developed without the previous express consent by the copyright owner, except for reproduction in daily press and regular printed publications on sale to the public within 60 days of the event related to those data/results and always provided that copyright symbol appears together as follows below.

© DORNA WSBK ORGANIZATION Srl 2024





**Estoril Round, 11-13 October 2024**  
**Chronological Analysis Race 1**

Start at 15:15'31.836

Race Time 17:12.859

RET 37 G. RIBEIRO [1'45.377]							
Lap	Seg.1	Seg.2	Seg.3	Seg.4	Lap Time	km/h	Local Time
1		26.913	25.149	33.899	1'54.391C		15:17'26.227
2	21.939	26.094	24.807	33.743	1'46.583	<b>254,1</b>	15:19'12.810
3	21.760	25.800	24.724	33.821	1'46.105	252,3	15:20'58.915
4	21.578	25.619	24.592	33.638	1'45.427	249,4	15:22'44.342
5	21.730	25.675	24.742	33.518	1'45.665	250,0	15:24'30.007
6	21.632	25.763	24.704	33.550	1'45.649	250,6	15:26'15.656
7	<b>21.457</b>	25.977	<b>24.510</b>	<b>33.433</b>	<b>1'45.377</b>	246,6	15:28'01.033
8	21.496	<b>25.578</b>	24.562	33.457	1'45.093C	249,4	15:29'46.126
9	21.792	25.713			247,7		

Race Time 14:14.290

RET 68 L. POWER [1'43.143]							
Lap	Seg.1	Seg.2	Seg.3	Seg.4	Lap Time	km/h	Local Time
1		26.669	24.257	32.651	1'50.950C		15:17'22.786
2	21.118	25.134	24.261	32.858	1'43.371	<b>271,4</b>	15:19'06.157
3	21.422	25.148	24.334	32.915	1'43.819	264,1	15:20'49.976
4	21.273	<b>25.024</b>	<b>24.046</b>	32.883	1'43.226C	260,9	15:22'33.202
5	21.115	25.159	24.107	<b>32.762</b>	<b>1'43.143</b>	258,4	15:24'16.345
6	<b>20.970</b>	25.123	24.374	32.887	1'43.354	259,6	15:25'59.699
7	21.162	25.066	24.096	32.828	1'43.152	262,8	15:27'42.851
8	20.979	25.214			262,1		

Race Time 12'11.015

RET 66 N. TUULI [1'42.162]							
Lap	Seg.1	Seg.2	Seg.3	Seg.4	Lap Time	km/h	Local Time
1		25.170	24.003	32.239	1'47.098		15:17'18.934
2	21.103	24.838	23.889	32.702	1'42.532	<b>274,1</b>	15:19'01.466
3	21.402	24.793	24.255	32.346	1'42.796	270,7	15:20'44.262
4	21.232	<b>24.729</b>	23.843	32.678	1'42.482	265,4	15:22'26.744
5	21.013	24.894	23.827	32.428	<b>1'42.162</b>	268,0	15:24'08.906
6	21.080	25.049	<b>23.817</b>	<b>32.231</b>	1'42.177	267,3	15:25'51.083
7	<b>20.989</b>	24.975	37.910	53.494	2'17.368P	267,3	15:28'08.451

Race Time 12'36.615

RET 7 L. BALDASSARRI [1'43.082]							
Lap	Seg.1	Seg.2	Seg.3	Seg.4	Lap Time	km/h	Local Time
1		25.462	23.769	32.940	1'48.895		15:17'20.731
2	21.132	25.777	<b>23.681</b>	<b>32.492</b>	<b>1'43.082</b>	<b>274,8</b>	15:19'03.813
3	<b>20.961</b>	<b>24.714</b>			270,0		

Race Time 3'31.977

RET 71 T. EDWARDS							
Lap	Seg.1	Seg.2	Seg.3	Seg.4	Lap Time	km/h	Local Time
1							

Race Time 8:48'14

12/10/2024 P = Pits In/Out - C = Lap Time Cancelled

These data/results cannot be reproduced, stored and/or transmitted in whole or in part by any manner of electronic, mechanical, photocopying, recording, broadcasting or otherwise now known or herein after developed without the previous express consent by the copyright owner, except for reproduction in daily press and regular printed publications on sale to the public within 60 days of the event related to those data/results and always provided that copyright symbol appears together as follows below.

© DORNA WSBK ORGANIZATION Srl 2024

**Estoril Round, 11–13 October 2024**  
**Best Laps & Speeds**

1 / 2

No.	Rider	Nat	Best Lap		FP		SP		WUP1		RC1	
			LL	SPD	LL	SPD	LL	SPD	LL	SPD	LL	SPD
1	<b>55 Y. MONTELLA</b> Ducati Panigale V2	ITA	<b>1'40.266</b> 44 270,0		1'56.967 18 264,1		1'41.318 4 266,7		2'00.080 4 266,0		<b>1'40.266</b> 18 <b>270,0</b>	
2	<b>99 A. HUERTAS</b> Ducati Panigale V2	ESP	<b>1'40.505</b> 44 272,7		1'58.804 15 262,8		1'41.698 6 270,0		2'03.014 5 265,4		<b>1'40.505</b> 18 <b>272,7</b>	
3	<b>53 V. DEBISE</b> Yamaha YZF R6	FRA	<b>1'40.548</b> 38 270,7		1'57.332 14 256,5		1'41.987 5 267,3		2'01.632 4 259,6		<b>1'40.548</b> 15 <b>270,7</b>	
4	<b>62 S. MANZI</b> Yamaha YZF R6	ITA	<b>1'40.645</b> 41 274,8		1'57.868 15 265,4		1'41.925 5 264,1		2'03.014 3 261,5		<b>1'40.645</b> 18 <b>274,8</b>	
5	<b>94 L. MAHIAS</b> Yamaha YZF R6	FRA	<b>1'40.774</b> 40 271,4		1'59.046 13 255,3		1'42.698 5 266,7		2'02.872 4 258,4		<b>1'40.774</b> 18 <b>271,4</b>	
6	<b>11 B. BENDSNEYDER</b> MV Agusta F3 800 RR	NED	<b>1'41.149</b> 49 276,9		1'57.738 19 258,4		1'43.483 7 261,5		2'04.648 5 254,7		<b>1'41.149</b> 18 <b>276,9</b>	
7	<b>23 M. SCHROETTER</b> MV Agusta F3 800 RR	GER	<b>1'41.247</b> 44 277,6		1'59.099 16 257,8		1'43.242 6 266,0		2'07.007 4 259,6		<b>1'41.247</b> 18 <b>277,6</b>	
8	<b>64 F. CARICASULO</b> MV Agusta F3 800 RR	ITA	<b>1'41.261</b> 38 272,7		1'58.136 13 265,4		1'43.122 2 268,7		2'02.290 5 264,7		<b>1'41.261</b> 18 <b>272,7</b>	
9	<b>54 B. SOFUOGLU</b> Yamaha YZF R6	TUR	<b>1'41.314</b> 34 279,8		2'02.980 5 260,9		1'43.659 6 261,5		2'09.222 5 265,4		<b>1'41.314</b> 18 <b>279,8</b>	
10	<b>32 D. BAYLISS</b> Ducati Panigale V2	AUS	<b>1'41.316</b> 44 277,6		1'59.906 17 260,9		1'43.177 5 268,7		2'04.517 4 247,7		<b>1'41.316</b> 18 <b>277,6</b>	
11	<b>9 J. NAVARRO</b> Ducati Panigale V2	ESP	<b>1'41.402</b> 38 273,4		1'57.704 16 263,4		1'55.583 5 259,0		2'04.740 4 259,6		<b>1'41.402</b> 13 <b>273,4</b>	
12	<b>28 G. VAN STRAALEN</b> Yamaha YZF R6	NED	<b>1'41.402</b> 37 276,2		2'00.729 9 260,2		1'42.454 5 264,7		2'03.368 5 261,5		<b>1'41.402</b> 18 <b>276,2</b>	
13	<b>40 S. CORSI</b> Ducati Panigale V2	ITA	<b>1'41.607</b> 41 272,0		1'58.886 14 260,2		1'42.975 6 269,3		2'04.406 3 259,6		<b>1'41.607</b> 18 <b>272,0</b>	
14	<b>50 D. VOSTATEK</b> Triumph Street Triple RS 765	CZE	<b>1'41.615</b> 37 273,4		2'02.945 14 254,1		1'43.024 5 263,4				<b>1'41.615</b> 18 <b>273,4</b>	
15	<b>74 P. BIESIEKIRSKI</b> Ducati Panigale V2	POL	<b>1'41.719</b> 34 277,6		1'58.781 13 263,4		1'43.745 3 263,4				<b>1'41.719</b> 18 <b>277,6</b>	
16	<b>77 M. PONS</b> Yamaha YZF R6	ESP	<b>1'41.849</b> 26 279,8				1'43.664 11 255,9		1 261,5		<b>1'41.849</b> 10 <b>279,8</b>	
17	<b>66 N. TUULI</b> Ducati Panigale V2	FIN	<b>1'42.162</b> 23 274,1		1'58.801 12 255,9		1'43.054 4 260,2				<b>1'42.162</b> 7 <b>274,1</b>	
18	<b>27 K. TOBA</b> Honda CBR600RR	JPN	<b>1'42.201</b> 43 277,6		2'00.516 16 262,8		1'46.337 4 262,8		2'06.397 5 260,9		<b>1'42.201</b> 18 <b>277,6</b>	
19	<b>5 N. ANTONELLI</b> Ducati Panigale V2	ITA	<b>1'42.248</b> 45 275,5		1'58.511 19 261,5		1'44.079 4 266,0		2'06.104 4 259,6		<b>1'42.248</b> 18 <b>275,5</b>	
20	<b>3 R. DE ROSA</b> QJMOTOR SRK 800 RR	ITA	<b>1'42.259</b> 42 270,0		1'56.918 16 261,5		1'43.544 5 262,1		3 254,7		<b>1'42.259</b> 18 <b>270,0</b>	
21	<b>69 T. BOOTH-AMOS</b> Triumph Street Triple RS 765	GBR	<b>1'42.358</b> 33 272,0		2'00.634 9 257,1		1'44.921 6 260,9				<b>1'42.358</b> 18 <b>272,0</b>	
22	<b>89 K. BIN PAWI</b> Honda CBR600RR	MAS	<b>1'42.430</b> 39 275,5		1'58.802 13 260,2		1'52.323 3 261,5		2'02.542 5 263,4		<b>1'42.430</b> 18 <b>275,5</b>	
23	<b>72 Y. RUIZ</b> Yamaha YZF R6	ESP	<b>1'42.651</b> 45 278,4		2'02.478 17 251,2		1'43.389 5 268,7		2'05.791 5 256,5		<b>1'42.651</b> 18 <b>278,4</b>	
24	<b>29 G. MORENO</b> Kawasaki ZX-6R	MEX	<b>1'42.665</b> 46 272,0		2'01.849 19 257,1		1'44.493 5 259,6		2'05.757 4 258,4		<b>1'42.665</b> 18 <b>272,0</b>	
25	<b>7 L. BALDASSARRI</b> Triumph Street Triple RS 765	ITA	<b>1'43.082</b> 28 274,8		1'58.918 15 254,1		1'43.765 7 259,0		2'02.175 4 255,3		<b>1'43.082</b> 2 <b>274,8</b>	

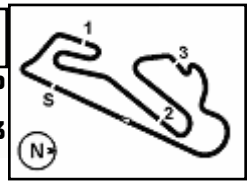
12/10/2024  
These data/results cannot be reproduced, stored and/or transmitted in whole or in part by any manner of electronic, mechanical, photocopying, recording, broadcasting or otherwise now known or herein after developed without the previous express consent by the copyright owner, except for reproduction in daily press and regular printed publications on sale to the public within 60 days of the event related to those data/results and always provided that copyright symbol appears together as follows below.  
© DORNA WSBK ORGANIZATION Srl 2024

**Estoril Round, 11-13 October 2024**  
**Best Laps & Speeds**

2 / 2

No.	Rider Bike	Nat	Best Lap		FP		SP		WUP1		RC1								
			LL	SPD	LL	SPD	LL	SPD	LL	SPD	LL	SPD							LL
26	<b>68 L. POWER</b> MV Agusta F3 800 RR	AUS	<b>1'43.143</b> 26 271,4		1'58.478 11 258,4		1'44.644 3 264,7		1'58.974 5 257,1		<b>1'43.143</b> 7 271,4								
27	<b>16 A. ANUAR</b> Honda CBR600RR	MAS	<b>1'43.317</b> 36 271,4		1'59.440 13 260,2		1'45.890 3 259,6		2'01.753 2 262,8		<b>1'43.317</b> 18 271,4								
28	<b>39 K. KEANKUM</b> Yamaha YZF R6	THA	<b>1'44.728</b> 40 261,5		1'59.231 16 259,0		1'45.589 7 259,6		2'02.957 5 259,0		<b>1'44.728</b> 12 261,5								
29	<b>37 G. RIBEIRO</b> Yamaha YZF R6	POR	<b>1'45.377</b> 32 254,1		2'01.724 14 245,5		2'06.916 5 246,0		2'10.018 5 248,8		<b>1'45.377</b> 8 254,1								
30	<b>71 T. EDWARDS</b> Ducati Panigale V2	AUS	<b>1'45.564</b> 10 264,7		2'11.966 1 242,7		<b>1'45.564</b> 5 264,7		2'08.913 4 260,2										
31	<b>17 J. MCPHEE</b> Triumph Street Triple RS 765	GBR	<b>1'59.049</b> 12 255,9		<b>1'59.049</b> 12 255,9														
32	<b>61 C. ONCU</b> Kawasaki ZX-6R	TUR	<b>1'59.942</b> 5 262,8		<b>1'59.942</b> 5 262,8														
33	<b>22 F. FULIGNI</b> Ducati Panigale V2	ITA	<b>2'01.094</b> 13 265,4		<b>2'01.094</b> 13 265,4														

12/10/2024  
These data/results cannot be reproduced, stored and/or transmitted in whole or in part by any manner of electronic, mechanical, photocopying, recording, broadcasting or otherwise now known or herein after developed without the previous express consent by the copyright owner, except for reproduction in daily press and regular printed publications on sale to the public within 60 days of the event related to those data/results and always provided that copyright symbol appears together as follows below.  
© DORNA WSBK ORGANIZATION Srl 2024


**Estoril Round, 11–13 October 2024**  
**Fastest Laps Race 1**

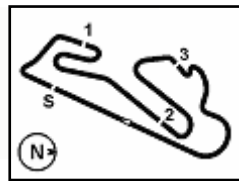
No.	Rider	Nat	Team	Bike	Class	Lap	Time	Gap
1	<b>55</b> Y. <b>MONTELLA</b>	ITA	Barni Spark Racing Team	Ducati Panigale V2		18	<b>1'40.266</b>	
2	<b>99</b> A. <b>HUERTAS</b>	ESP	Aruba.it Racing WorldSSP Team	Ducati Panigale V2		15	<b>1'40.505</b>	0.239
3	<b>53</b> V. <b>DEBISE</b>	FRA	Evan Bros. WorldSSP Yamaha Team	Yamaha YZF R6		14	<b>1'40.548</b>	0.282
4	<b>62</b> S. <b>MANZI</b>	ITA	Pata Yamaha Ten Kate Racing	Yamaha YZF R6		10	<b>1'40.645</b>	0.379
5	<b>94</b> L. <b>MAHIAS</b>	FRA	GMT94 Yamaha	Yamaha YZF R6		3	<b>1'40.774</b>	0.508
6	<b>11</b> B. <b>BENDSNEYDER</b>	NED	MV Agusta Reparto Corse	MV Agusta F3 800 RR		16	<b>1'41.149</b>	0.883
7	<b>23</b> M. <b>SCHROETTER</b>	GER	MV Agusta Reparto Corse	MV Agusta F3 800 RR		10	<b>1'41.247</b>	0.981
8	<b>64</b> F. <b>CARICASULO</b>	ITA	Motozoo ME AIR Racing	MV Agusta F3 800 RR		4	<b>1'41.261</b>	0.995
9	<b>54</b> B. <b>SOFUOGLU</b>	TUR	Yamaha Thailand Racing Team	Yamaha YZF R6		18	<b>1'41.314</b>	1.048
10	<b>32</b> O. <b>BAYLISS</b>	AUS	D34G Racing WorldSSP Team	Ducati Panigale V2		13	<b>1'41.316</b>	1.050
11	<b>9</b> J. <b>NAVARRO</b>	ESP	Orelac Racing Verdatura	Ducati Panigale V2		8	<b>1'41.402</b>	1.136
12	<b>28</b> G. <b>VAN STRAALLEN</b>	NED	Pata Yamaha Ten Kate Racing	Yamaha YZF R6		10	<b>1'41.402</b>	1.136
13	<b>40</b> S. <b>CORSI</b>	ITA	Renzi Corse	Ducati Panigale V2	*	8	<b>1'41.607</b>	1.341
14	<b>50</b> O. <b>VOSTATEK</b>	CZE	PTR Triumph	Triumph Street Triple RS 765		7	<b>1'41.615</b>	1.349
15	<b>74</b> P. <b>BIESIEKIRSKI</b>	POL	Ecosantagata Althea Racing Team	Ducati Panigale V2		14	<b>1'41.719</b>	1.453
16	<b>77</b> M. <b>PONS</b>	ESP	Team Prodina AltoGo	Yamaha YZF R6	*	5	<b>1'41.849</b>	1.583
17	<b>66</b> N. <b>TUULI</b>	FIN	EAB Racing Team	Ducati Panigale V2		5	<b>1'42.162</b>	1.896
18	<b>27</b> K. <b>TOBA</b>	JPN	PETRONAS MIE Racing Honda	Honda CBR600RR		6	<b>1'42.201</b>	1.935
19	<b>5</b> N. <b>ANTONELLI</b>	ITA	Ecosantagata Althea Racing Team	Ducati Panigale V2		18	<b>1'42.248</b>	1.982
20	<b>3</b> R. <b>DE ROSA</b>	ITA	QJMOTOR Factory Racing	QJMOTOR SRK 800 RR	*	6	<b>1'42.259</b>	1.993
21	<b>69</b> T. <b>BOOTH-AMOS</b>	GBR	PTR Triumph	Triumph Street Triple RS 765		12	<b>1'42.358</b>	2.092
22	<b>89</b> K. <b>BIN PAWI</b>	MAS	PETRONAS MIE Racing Honda	Honda CBR600RR		13	<b>1'42.430</b>	2.164
23	<b>72</b> Y. <b>RUIZ</b>	ESP	VFT Racing Yamaha	Yamaha YZF R6		6	<b>1'42.651</b>	2.385
24	<b>29</b> G. <b>MORENO</b>	MEX	VIAMO Racing by MTM	Kawasaki ZX-6R		13	<b>1'42.665</b>	2.399
25	<b>7</b> L. <b>BALDASSARRI</b>	ITA	WRP by SKM-Triumph	Triumph Street Triple RS 765		2	<b>1'43.082</b>	2.816
26	<b>68</b> L. <b>POWER</b>	AUS	Motozoo ME AIR Racing	MV Agusta F3 800 RR	*	5	<b>1'43.143</b>	2.877
27	<b>16</b> A. <b>ANUAR</b>	MAS	PETRONAS MIE Racing Honda	Honda CBR600RR		4	<b>1'43.317</b>	3.051
28	<b>39</b> K. <b>KEANKUM</b>	THA	Yamaha Thailand Racing Team	Yamaha YZF R6		11	<b>1'44.728</b>	4.462
29	<b>37</b> G. <b>RIBEIRO</b>	POR	FIFTY Motorsport	Yamaha YZF R6		7	<b>1'45.377</b>	5.111

\* WorldSSP Challenge

12/10/2024

These data/results cannot be reproduced, stored and/or transmitted in whole or in part by any manner of electronic, mechanical, photocopying, recording, broadcasting or otherwise now known or herein after developed without the previous express consent by the copyright owner, except for reproduction in daily press and regular printed publications on sale to the public within 60 days of the event related to those data/results and always provided that copyright symbol appears together as follows below.

© DORNA WSBK ORGANIZATION Srl 2024



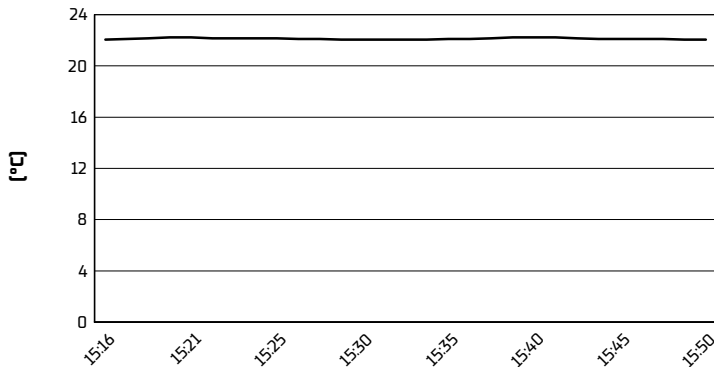
Circuito Estoril 4.182 m

**Estoril Round, 11-13 October 2024**

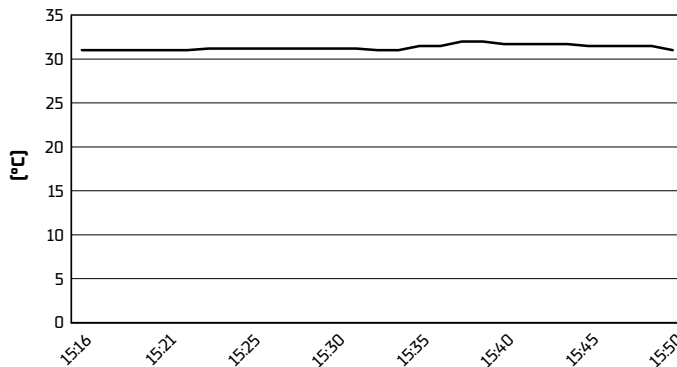
**Weather Report Race 1**

Session started 15:16 - Session ended 15:50

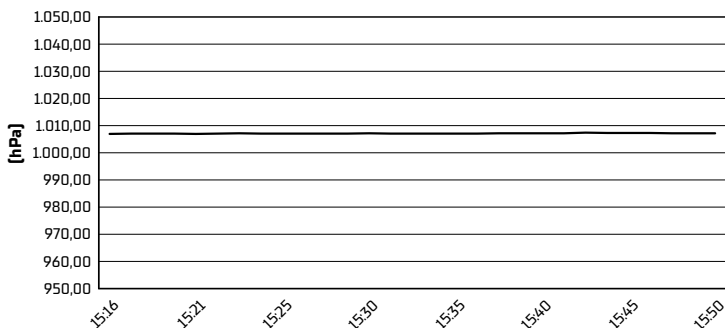
**Air Temperature**



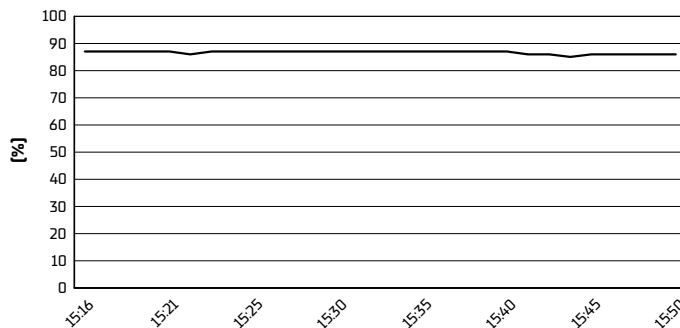
**Track Temperature**



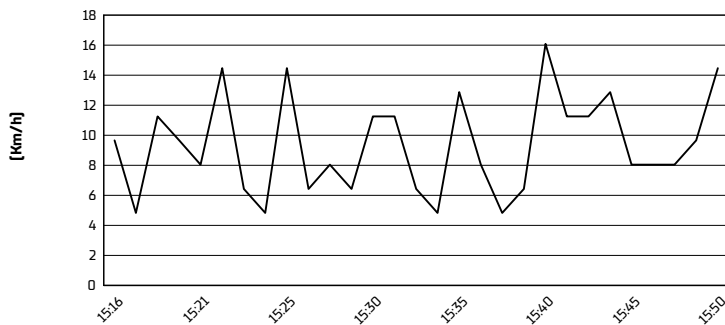
**Air Pressure**



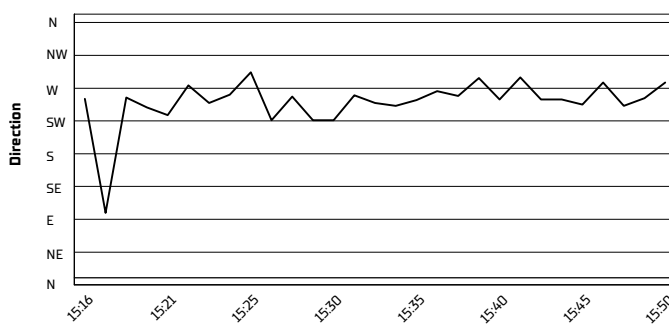
**Humidity**



**Wind Speed**



**Wind Direction**

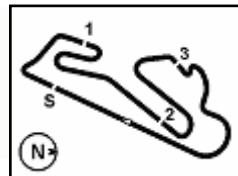


12/10/2024

These data/results cannot be reproduced, stored and/or transmitted in whole or in part by any manner of electronic, mechanical, photocopying, recording, broadcasting or otherwise now known or herein after developed without the previous express consent by the copyright owner, except for reproduction in daily press and regular printed publications on sale to the public within 60 days of the event related to those data/results and always provided that copyright symbol appears together as follows below.

© DORNA WSBK ORGANIZATION Srl 2024





Circuito Estoril 4.182 m

**Estoril Round, 11-13 October 2024**

**Provisional Starting Grid - Race 2 (18 Laps x 4,182 km = 75,276 km)**

1	1	<b>55 MONTELLA Y.</b> Ducati 1'40.266 RC1	2	<b>99 HUERTAS A.</b> Ducati 1'40.505 RC1	3	<b>53 DEBISE V.</b> Yamaha 1'40.548 RC1
2	4	<b>62 MANZI S.</b> Yamaha 1'40.645 RC1	5	<b>94 MAHIAS L.</b> Yamaha 1'40.774 RC1	6	<b>11 BENDSNEYDER B.</b> MV Agusta 1'41.149 RC1
3	7	<b>23 SCHROETTER M.</b> MV Agusta 1'41.247 RC1	8	<b>64 CARICASULO F.</b> MV Agusta 1'41.261 RC1	9	<b>54 SOFUOGLU B.</b> Yamaha 1'41.314 RC1
4	10	<b>28 VAN STRAALEN G.</b> Yamaha 1'42.454 SP	11	<b>40 CORSI S.</b> Ducati 1'42.975 SP	12	<b>50 VOSTATEK O.</b> Triumph 1'43.024 SP
5	13	<b>66 TUULI N.</b> Ducati 1'43.054 SP	14	<b>32 BAYLISS O.</b> Ducati 1'43.177 SP	15	<b>72 RUIZ Y.</b> Yamaha 1'43.389 SP
6	16	<b>3 DE ROSA R.</b> QJMOTOR 1'43.544 SP	17	<b>77 PONS M.</b> Yamaha 1'43.664 SP	18	<b>74 BIESIEKIRSKI P.</b> Ducati 1'43.745 SP
7	19	<b>7 BALDASSARRI L.</b> Triumph 1'43.765 SP	20	<b>5 ANTONELLI N.</b> Ducati 1'44.079 SP	21	<b>29 MORENO G.</b> Kawasaki 1'44.493 SP
8	22	<b>68 POWER L.</b> MV Agusta 1'44.644 SP	23	<b>69 BOOTH-AMOS T.</b> Triumph 1'44.921 SP	24	<b>71 EDWARDS T.</b> Ducati 1'45.564 SP
9	25	<b>39 KEANKUM K.</b> Yamaha 1'45.589 SP	26	<b>16 ANUAR A.</b> Honda 1'45.890 SP	27	<b>27 TOBA K.</b> Honda 1'46.337 SP
10	28	<b>89 BIN PAWI K.</b> Honda	29	<b>9 NAVARRO J.</b> Ducati	30	<b>37 RIBEIRO G.</b> Yamaha
11	31	<b>17 MCPHEE J.</b> Triumph				

12/10/2024 The Race Director .....

These data/results cannot be reproduced, stored and/or transmitted in whole or in part by any manner of electronic, mechanical, photocopying, recording, broadcasting or otherwise now known or herein after developed without the previous express consent by the copyright owner, except for reproduction in daily press and regular printed publications on sale to the public within 60 days of the event related to those data/results and always provided that copyright symbol appears together as follows below. @ DORNA WSBK ORGANIZATION Srl 2024

