

## Estoril Round, 11-13 October 2024

### Results Race 1

Laps 21 = 87,822 Km - Time of Race 34'15.509 - Avg. 153,811 km/h

1 / 2

Pos	Grid	No. Rider	Nat	Team	Bike	Class	LL	Gap	Rel.	Fastest Lap	Speed	Qualifying	Speed
1	1	<b>54 T. RAZGATLIOGLU</b>	TUR	ROKIT BMW Motorrad WorldSBK Team	BMW M 1000 RR		21			1'37.149	319,5	1'52.430	305,9
2	5	<b>11 N. BULEGA</b>	ITA	Aruba.it Racing - Ducati	Ducati Panigale V4R		21	<b>9.221</b>	9.221	1'37.406	322,4	1'53.429	300,0
3	14	<b>7 I. LECUONA</b>	ESP	Team HRC	Honda CBR1000 RR-R		21	<b>11.020</b>	1.799	1'37.584	316,7	1'54.678	298,3
4	9	<b>22 A. LOWES</b>	GBR	Kawasaki Racing Team WorldSBK	Kawasaki ZX-10RR		21	<b>11.973</b>	0.953	1'37.830	315,8	1'53.937	298,3
5	3	<b>65 J. REA</b>	GBR	Pata Prometeon Yamaha	Yamaha YZF R1		21	<b>14.018</b>	2.045	1'37.922	308,6	1'52.939	300,0
6	17	<b>31 G. GERLOFF</b>	USA	Bonovo Action BMW	BMW M 1000 RR		21	<b>17.727</b>	3.709	1'37.920	317,6	1'55.887	301,7
7	6	<b>60 M. VAN DER MARK</b>	NED	ROKIT BMW Motorrad WorldSBK Team	BMW M 1000 RR		21	<b>19.250</b>	1.523	1'38.009	315,8	1'53.628	295,9
8	13	<b>97 X. VIERGE</b>	ESP	Team HRC	Honda CBR1000 RR-R		21	<b>23.589</b>	4.339	1'38.075	319,5	1'54.575	301,7
9	12	<b>29 A. IANNONE</b>	ITA	Team GoEleven	Ducati Panigale V4R	IND	21	<b>24.239</b>	0.650	1'38.296	315,8	1'54.516	307,7
10	23	<b>53 T. RABAT</b>	ESP	Kawasaki Puccetti Racing	Kawasaki ZX-10RR	IND	21	<b>30.893</b>	6.654	1'38.520	319,5	1'58.407	292,7
11	15	<b>21 M. RINALDI</b>	ITA	Team Motocorsa Racing	Ducati Panigale V4R	IND	21	<b>30.943</b>	0.050	1'38.726	316,7	1'55.252	299,2
12	19	<b>45 S. REDDING</b>	GBR	Bonovo Action BMW	BMW M 1000 RR		21	<b>31.476</b>	0.533	1'38.505	316,7	1'56.764	298,3
13	7	<b>14 S. LOWES</b>	GBR	ELF Marc VDS Racing Team	Ducati Panigale V4R	IND	21	<b>31.702</b>	0.226	1'38.688	312,1	1'53.673	295,9
14	18	<b>77 D. AEGERTER</b>	SUI	GYTR GRT Yamaha WorldSBK Team	Yamaha YZF R1		21	<b>34.886</b>	3.184	1'38.778	313,0	1'56.346	297,5
15	22	<b>75 I. LOPES</b>	POR	PETRONAS MIE Racing Honda	Honda CBR1000 RR-R	IND	21	<b>47.016</b>	12.130	1'39.544	305,1	1'58.107	295,9
16	21	<b>28 B. RAY</b>	GBR	Yamaha Motoxrcing WorldSBK Team	Yamaha YZF R1	IND	21	<b>48.226</b>	1.210	1'38.909	309,5	1'57.941	295,1
17	24	<b>5 P. DETTL</b>	GER	GMT94 Yamaha	Yamaha YZF R1	IND	21	<b>51.000</b>	2.774	1'39.549	306,8	2'00.479	285,7
18	8	<b>95 T. MACKENZIE</b>	GBR	PETRONAS MIE Racing Honda	Honda CBR1000 RR-R	IND	21	<b>55.393</b>	4.393	1'39.661	311,2	1'53.796	298,3
19	11	<b>1 A. BAUTISTA</b>	ESP	Aruba.it Racing - Ducati	Ducati Panigale V4R		19	<b>2 Laps</b>	2 Laps	1'37.461	321,4	1'54.239	295,9
20	20	<b>91 L. BERNARDI</b>	SMR	Yamaha Motoxrcing WorldSBK Team	Yamaha YZF R1	IND	18	<b>3 Laps</b>	1 Lap	1'40.509	300,0	1'57.623	281,3
<b>-----Not Classified-----</b>													
RET	4	<b>55 A. LOCATELLI</b>	ITA	Pata Prometeon Yamaha	Yamaha YZF R1		14	<b>7 Laps</b>		1'37.708	307,7	1'53.357	296,7
RET	2	<b>9 D. PETRUCCI</b>	ITA	Barni Spark Racing Team	Ducati Panigale V4R	IND	6	<b>15 Laps</b>		1'38.080	314,9	1'52.512	305,9
RET	10	<b>47 A. BASSANI</b>	ITA	Kawasaki Racing Team WorldSBK	Kawasaki ZX-10RR		6	<b>15 Laps</b>		1'37.881	315,8	1'54.049	305,9
RET	16	<b>87 R. GARDNER</b>	AUS	GYTR GRT Yamaha WorldSBK Team	Yamaha YZF R1		1	<b>20 Laps</b>			305,1	1'55.262	298,3

Records	Pole [SP]	2022	J.Rea	1'35.346	157901 Km/h
	Race [RC1]	2022	J.Rea	1'36.204	156492 Km/h
	All Times [SP]	2022	J.Rea	1'35.346	157901 Km/h
Race Fastest Lap		Lap 9	T.Razgatioglu	1'37.149	154970 Km/h

LAP LEADERS					
No. Rider	From	To	Laps	Total	
<b>9 D. PETRUCCI</b>	1	1	1	1	
<b>55 A. LOCATELLI</b>	2	4	3	3	
<b>54 T. RAZGATLIOGLU</b>	5	21	17	17	

TOTAL LEADER LAPS			
No. Rider	Laps		
<b>54 T. RAZGATLIOGLU</b>	207	<b>55 A. LOCATELLI</b>	8
<b>11 N. BULEGA</b>	98	<b>14 S. LOWES</b>	5
<b>9 D. PETRUCCI</b>	57	<b>87 R. GARDNER</b>	5
<b>1 A. BAUTISTA</b>	56	<b>31 G. GERLOFF</b>	4
<b>29 A. IANNONE</b>	28		
<b>22 A. LOWES</b>	21		
<b>24 N. SPINELLI</b>	14		
<b>60 M. VAN DER MARK</b>	13		

12/10/2024 Start 14:00 End 14:37 The results are provisional until the end of the time limit for protests and appeals and the completion of the technical checks.

These data/results cannot be reproduced, stored and/or transmitted in whole or in part by any manner of electronic, mechanical, photocopying, recording, broadcasting or otherwise now known or herein after developed without the previous express consent by the copyright owner, except for reproduction in daily press and regular printed publications on sale to the public within 60 days of the event related to those data/results and always provided that copyright symbol appears together as follows below.

© DORNA WSBK ORGANIZATION Srl 2024

**Estoril Round, 11-13 October 2024**  
**Results Race 1**

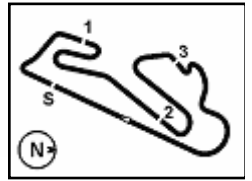
**Race Highlights**

Time	No. Rider	Description
12.45.00		Official Ambient Air Temperature 21.3°C - Humidity 91% - Atmospheric Pressure 1006.8mbar
13.38.01		Patches of Water in Turn(s): 1
13.40.00		Sighting Lap Started
13.57.58		Warm Up Lap Started
14.00.39		Start of Session
14.02.25		No Jump Starts
14.03.42	<b>87 R. GARDNER</b>	#87 Crashed - Turn 9
14.04.24		Incident in turn 9 - Under Investigation
14.04.39	<b>87 R. GARDNER</b>	#87 Medical Centre
14.05.11	<b>87 R. GARDNER</b>	#87 Not Actively Competing
14.05.22		Incident in turn 9 - No further action
14.09.12	<b>91 L. BERNARDI</b>	#91 Entered Pit Lane
14.11.24	<b>47 A. BASSANI</b>	#47 Crashed - Turn 6
14.11.41	<b>9 D. PETRUCCI</b>	#9 Crashed - Turn 7
14.12.10	<b>9 D. PETRUCCI</b>	#9 Not Actively Competing
14.12.10	<b>47 A. BASSANI</b>	#47 Not Actively Competing
14.13.28	<b>91 L. BERNARDI</b>	#91 Exited Pit Lane
14.17.58	<b>1 A. BAUTISTA</b>	#1 On Asphalt - Rejoined - Turn 6
14.18.12	<b>1 A. BAUTISTA</b>	#1 Crashed - Turn 9
14.18.32	<b>1 A. BAUTISTA</b>	#1 Rejoined
14.19.16	<b>1 A. BAUTISTA</b>	#1 Entered Pit Lane
14.23.23	<b>1 A. BAUTISTA</b>	#1 Exited Pit Lane
14.23.30		2/3 of Race Distance Completed
14.24.39	<b>55 A. LOCATELLI</b>	#55 Crashed - Turn 7
14.25.43	<b>55 A. LOCATELLI</b>	#55 Not Actively Competing
14.36.00		2024 WorldSBK Best Independent Team: Barni Spark Racing Team
14.37.43		Results Confirmed
14.37.49		End of Session

12/10/2024      Start      End      The results are provisional until the end of the time limit for protests and appeals and the completion of the technical checks.

These data/results cannot be reproduced, stored and/or transmitted in whole or in part by any manner of electronic, mechanical, photocopying, recording, broadcasting or otherwise now known or herein after developed without the previous express consent by the copyright owner, except for reproduction in daily press and regular printed publications on sale to the public within 60 days of the event related to those data/results and always provided that copyright symbol appears together as follows below.

© DORNA WSBK ORGANIZATION Srl 2024



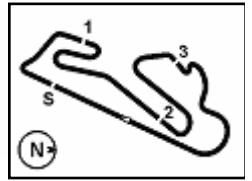
## Estoril Round, 11-13 October 2024 Riders Standings

Rider	Points	Points From First	Points From Previous	February 25	March 24	April 21	June 16	July 14	July 21	August 11	September 8	September 22	September 29	October 13	October 20
				PHILLIP ISLAND	BARCELONA	ASSEN	MISANO	DONINGTON PARK	MOST	PORTIMAO	MAGNY-COURS	CREMONA CIRCUIT	ARAGON	ESTORIL	JEREZ
1 <b>RAZGATLIOGLU</b> Toprak (TUR)	<b>439</b>			11 7	25 16 12	20 25	25 25 12	25 25 12	25 25 12	25 25 12			20 20 9	25	
2 <b>BULEGA</b> Nicolo (ITA)	<b>395</b>	44		25 11 5	20 20 6	5 8 9	20 20 9	13 20 9	10 20 9	9 20 5	25 12	20 16 6	16 7	20	
3 <b>BAUTISTA</b> Alvaro (ESP)	<b>333</b>	106	62	1 20 6	16 25 7	16 20 12	16 16	16 11 4	13	20 4	20	16 20 4	13 25 12		
4 <b>PETRUCCI</b> Danilo (ITA)	<b>277</b>	162	56	8 16	9 11 3		7 10 1	9 10 1	20 6	16 11 9	16 20 7	25 25 12	11 10 4		
5 <b>LOWES</b> Alex (GBR)	<b>277</b>	162	0	13 25 12	10 10 5	11 7	11 13 7	20 16 5	7 7	11 16 7	13 9	11 9	9 9	13	
6 <b>VAN DER MARK</b> Michael (NED)	<b>204</b>	235	73	9 7	7 13 4	9 7 2	8	7 4	7 11 1	10 9 6	25 11 2	9 9	7 9 2	9	
7 <b>IANNONE</b> Andrea (ITA)	<b>202</b>	237	2	16 13	13 9	13	9 5 5	5	16 8 3	13 1	11 4	7	25 13 6	7	
8 <b>LOCATELLI</b> Andrea (ITA)	<b>197</b>	242	5	20 9	11 3 2	4 11 4	13 11 6	10 9 3	9 16 4	5 5	8 7	4 7 3	6 7		
9 <b>GERLOFF</b> Garrett (USA)	<b>159</b>	280	38	7 8	4 6	4	4	2 3	8 4	13 8	4 16 4	8 13 1	16 11 5	10	
10 <b>GARDNER</b> Remy (AUS)	<b>140</b>	299	19	4 4	1 9 1	13 16 6	10 8	6 5	11 13 5	6 4	10 6 1	6	1		
11 <b>LECUONA</b> Iker (ESP)	<b>121</b>	318	19		3		6 7 3	3 2	6	4 3	10 6 3	13 10 5	10 8 3	16	
12 <b>VIERGE</b> Xavi (ESP)	<b>112</b>	327	9	6 3	2 2	6 6		1	2 5	3 7 3	9 9 5	10 8 2	8 6 1	8	
13 <b>REA</b> Jonathan (GBR)	<b>102</b>	337	10		8	10 5	6 2	11 8 7	6 10 2	1 10			2 3	11	
14 <b>REDDING</b> Scott (GBR)	<b>96</b>	343	6	5	5	8	1 4	13 6	1 3	2	13 8 6	3 4	5 5	4	
15 <b>BASSANI</b> Axel (ITA)	<b>88</b>	351	8	4 5	6	7	5 9 4	4 6		8 1	5 5	11	4 4		
16 <b>AEGERTER</b> Dominique (SUI)	<b>81</b>	358	7	10 6 3	8 7	3 9		8 7	3	7 6 2				2	
17 <b>RINALDI</b> Michael Ruben (ITA)	<b>66</b>	373	15	2 10 1	5	3	2	1	5 9		7 1	7 3	3 2	5	
18 <b>LOWES</b> Sam (GBR)	<b>48</b>	391	18	3 9 2	4	10 3	3	2	4			5		3	
19 <b>SPINELLI</b> Nicholas (ITA)	<b>25</b>	414	23			25									
20 <b>RABAT</b> Tito (ESP)	<b>22</b>	417	3		1	1	2		2	2	2	6		6	
21 <b>RAY</b> Bradley (GBR)	<b>11</b>	428	11	1		1			1			5 2	1		
22 <b>DELBIANCO</b> Alessandro (ITA)	<b>10</b>	429	1								6 3	1			
23 <b>MACKENZIE</b> Tarran (GBR)	<b>7</b>	432	3			2 5									
24 <b>OETTL</b> Philipp (GER)	<b>5</b>	434	2	2		2	1								
25 <b>PIRRO</b> Michele (ITA)	<b>3</b>	436	2				3								
26 <b>REITERBERGER</b> Markus (GER)	<b>3</b>	436	0									2 1			

12/10/2024 First Line: Race 1 & 2 - Second Line: Tissot Superpole Race

These data/results cannot be reproduced, stored and/or transmitted in whole or in part by any manner of electronic, mechanical, photocopying, recording, broadcasting or otherwise now known or herein after developed without the previous express consent by the copyright owner, except for reproduction in daily press and regular printed publications on sale to the public within 60 days of the event related to those data/results and always provided that copyright symbol appears together as follows below.

© DORNA WSBK ORGANIZATION Srl 2024



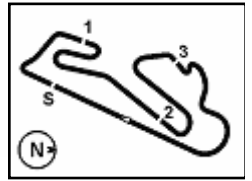
	Points	Points From First	Points From Previous	February 25 PHILIP ISLAND	March 24 BARCELONA	April 21 ASSEN	June 16 MISANO	July 14 DONINGTON PARK	July 21 MOST	August 11 PORTIMAO	September 8 MAGNY-COURS	September 22 CREMONA CIRCUIT	September 29 ARAGON	October 13 ESTORIL	October 20 JEREZ			
27 <b>LOPES</b> Ivo (POR)	1	438	2											1				

12/10/2024

First Line: Race 1 & 2 - Second Line: Tissot Superpole Race

These data/results cannot be reproduced, stored and/or transmitted in whole or in part by any manner of electronic, mechanical, photocopying, recording, broadcasting or otherwise now known or herein after developed without the previous express consent by the copyright owner, except for reproduction in daily press and regular printed publications on sale to the public within 60 days of the event related to those data/results and always provided that copyright symbol appears together as follows below.

© DORNA WSBK ORGANIZATION Srl 2024



**Estoril Round, 11-13 October 2024**  
**Riders Standings**

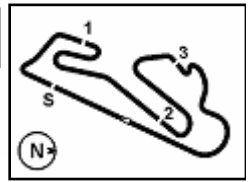
Points	Points From First	Points From Previous	Independent Riders															
			February 25 PHILIP ISLAND	March 24 BARCELONA	April 21 ASSEN	June 16 MISANO	July 14 DONINGTON PARK	July 21 MOST	August 11 PORTIMAO	September 8 MAGNY-COURS	September 22 CREMONA CIRCUIT	September 29 ARAGON	October 13 ESTORIL	October 20 JEREZ				
1	<b>PETRUCCI</b> Danilo (ITA)	<b>277</b>	8 16	9 11 3		7 10 1	9 10 1	20 6	16 11 9	16 20 7	25 25 12	11 10 4						
2	<b>IANNONE</b> Andrea (ITA)	<b>202</b> 75	16 13	13 9	13	9 5 5	5	16 8 3	13 1	11 4	7	25 13 6	7					
3	<b>RINALDI</b> Michael Ruben (ITA)	<b>66</b> 211 136	2 10 1	5	3	2	1	5 9		7 1	7 3	3 2	5					
4	<b>LOWES</b> Sam (GBR)	<b>48</b> 229 18	3 9 2	4	10 3	3	2	4			5		3					
5	<b>SPINELLI</b> Nicholas (ITA)	<b>25</b> 252 23			25													
6	<b>RABAT</b> Tito (ESP)	<b>22</b> 255 3		1	1	2		2	2	2	6		6					
7	<b>RAY</b> Bradley (GBR)	<b>11</b> 266 11	1		1			1			5 2	1						
8	<b>MACKENZIE</b> Tarran (GBR)	<b>7</b> 270 4			2 5													
9	<b>QETTL</b> Philipp (GER)	<b>5</b> 272 2	2		2	1												
10	<b>LOPES</b> Ivo (POR)	<b>1</b> 276 4											1					
11	<b>DELBIANCO</b> Alessandro (ITA)	<b>1</b> 276 0									1							

12/10/2024

First Line: Race 1 & 2 - Second Line: Tissot Superpole Race

These data/results cannot be reproduced, stored and/or transmitted in whole or in part by any manner of electronic, mechanical, photocopying, recording, broadcasting or otherwise now known or herein after developed without the previous express consent by the copyright owner, except for reproduction in daily press and regular printed publications on sale to the public within 60 days of the event related to those data/results and always provided that copyright symbol appears together as follows below.

© DORNA WSBK ORGANIZATION Srl 2024



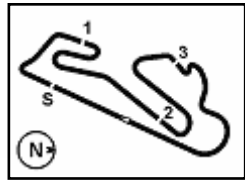
Circuito Estoril 4.182 m

**Estoril Round, 11–13 October 2024**  
**Manufacturers Standings**

	Points	Points From First	Points From Previous	February 25 <b>PHILIP ISLAND</b>	March 24 <b>BARCELONA</b>	April 21 <b>ASSEN</b>	June 16 <b>MISANO</b>	July 14 <b>DONINGTON PARK</b>	July 21 <b>MOST</b>	August 11 <b>PORTIMAO</b>	September 8 <b>MAGNY-COURS</b>	September 22 <b>CREMONA CIRCUIT</b>	September 29 <b>ARAGON</b>	October 13 <b>ESTORIL</b>	October 20 <b>JEREZ</b>				
1 <b>DUCATI</b>	<b>555</b>			25 20 6	20 25 9	25 20 12	20 20 9	16 20 9	20 20 9	20 20 9	20 25 12	25 25 12	25 25 12	20					
2 <b>BMW</b>	<b>518</b>	37		11 8 7	25 16 12	20 25 2	25 25 12	25 25 12	25 25 12	25 25 12	25 16 6	9 13 1	20 20 9	25					
3 <b>KAWASAKI</b>	<b>298</b>	257	220	13 25 12	10 10 5	11 1 7	11 13 7	20 16 5	7 7	11 16 7	5 13 9	11 11 9	9 4	13					
4 <b>YAMAHA</b>	<b>259</b>	296	39	20 6 9	11 9 2	13 16 6	13 11 6	11 9 7	11 16 5	7 10 2	8 10 1	6 7 3	6 7	11					
5 <b>HONDA</b>	<b>158</b>	397	101	6 3	3 2	6 6	6 7 3	3 2	2 6	4 7 3	10 9 5	13 10 5	10 8 3	16					

12/10/2024 First Line: Race 1 & 2 - Second Line: Tissot Superpole Race  
These data/results cannot be reproduced, stored and/or transmitted in whole or in part by any manner of electronic, mechanical, photocopying, recording, broadcasting or otherwise now known or herein after developed without the previous express consent by the copyright owner, except for reproduction in daily press and regular printed publications on sale to the public within 60 days of the event related to those data/results and always provided that copyright symbol appears together as follows below.  
© DORNA WSBK ORGANIZATION Srl 2024





## Estoril Round, 11-13 October 2024

### Teams Standings

		February 25 PHILIP ISLAND	March 24 BARCELONA	April 21 ASSEN	June 16 MISANO	July 14 DONINGTON PARK	July 21 MOTEST	August 11 PORTIMAO	September 8 MAGNY-COURS	September 22 CREMONA CIRCUIT	September 29 ARAGON	October 13 ESTORIL	October 20 JEREZ				
<b>1 Aruba.it Racing - Ducati</b>	<b>728</b>																
BULEGA Nicola	395	25 5	20 6	5 8	20 20	13 20	10 20	9 20	25 12	20 16	16 7	20					
BAUTISTA Alvaro	333	1 6	20 7	16 25	16 20	16 11	13	20 4	20	16 20	13 25						
PIRRO Michele					→												
<b>2 ROKIT BMW Motorrad WorldSBK Team</b>	<b>646 [-82]</b>																
RAZGATLIOGLU Toprak	439	11 7	25 12	16 20	25 25	25 25	25 25	25 25			20 9	25					
VAN DER MARK Michael	204	9 7	7 13	9 7	8	7 4	7 11	10 9	25 11	9 9	7 9	9					
REITERBERGER Markus	3									2 1							
<b>3 Kawasaki Racing Team WorldSBK</b>	<b>365 [-363]</b>																
LOWES Alex	277	13 12	25 10	25 10	11 7	11 13	20 16	7 7	11 16	13 9	11 9	9	13				
BASSANI Axel	88	4 5	6	7	5 9	4 6		8 1	5 5	11	4 4						
<b>4 Barni Spark Racing Team</b>	<b>302 [-426]</b>																
PETRUCCI Danilo	277	8 16	9 11		7 10	9 10	20 6	16 11	16 20	25 25	11 10						
SPINELLI Nicholas	25			25													
<b>5 Pata Prometeon Yamaha</b>	<b>299 [-429]</b>																
LOCATELLI Andrea	197	20 9	11 3	4 11	13 11	10 9	9 16	5 5	8 7	4 7	6 7						
REA Jonathan	102		8	10 5	6 2	11 8	6 10	1 10			2 3	11					
<b>6 Bonovo Action BMW</b>	<b>255 [-473]</b>																
GERLOFF Garrett	159	7 8	4 6	4	4	2 3	8 4	13 8	4 16	8 13	16 11	10					
REDDING Scott	96	5	5	8	1 4	13 6	1 3	2	13 8	3 4	5 5	4					
<b>7 Team HRC</b>	<b>233 [-495]</b>																
LECUDNA Iker	121		3		6 7	3 2	6	4 3	10 6	13 10	10 8	16					
VIERGE Xavi	112	6 3	2 2	6 6		1	2 5	3 7	9 9	10 8	8 6	8					
<b>8 GYTR GRT Yamaha WorldSBK Team</b>	<b>230 [-498]</b>																
GARDNER Remy	140	4 4	1 9	13 16	10 8	6 5	11 13	6 4	10 1	6	1						
AEGERTER Dominique	81	10 6	8 7	3 9		8 7	3	7 6			2						
DELBIANCO Alessandro	9								6 3								
<b>9 Team GoEleven</b>	<b>202 [-526]</b>																
IANNONE Andrea	202	16 13	13 9	13	9 5	5	16 8	13 1	11 4	7	25 13	7					
<b>10 Team Motocorsa Racing</b>	<b>66 [-662]</b>																
RINALDI Michael Ruben	66	2 10	5	3	2	1	5 9		7 1	7 3	3 2	5					
<b>11 ELF Marc VDS Racing Team</b>	<b>48 [-680]</b>																

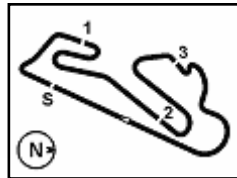
12/10/2024

These data/results cannot be reproduced, stored and/or transmitted in whole or in part by any manner of electronic, mechanical, photocopying, recording, broadcasting or otherwise now known or herein after developed without the previous express consent by the copyright owner, except for reproduction in daily press and regular printed publications on sale to the public within 60 days of the event related to those data/results and always provided that copyright symbol appears together as follows below.

© DORNA WSBK ORGANIZATION Srl 2024

FICR PERUGIA TIMING





## Estoril Round, 11-13 October 2024

### Teams Standings

		February 25 PHILIP ISLAND	March 24 BARCELONA	April 21 ASSEN	June 16 MISANO	July 14 DOWINGTON PARK	July 21 MOST	August 11 PORTIMAO	September 8 MAGNY-COURS	September 22 CREMONA CIRCUIT	September 29 ARAGON	October 13 ESTORIL	October 20 JEREZ		
LOWES Sam	48	3 2	9	4	10 3	3	2	4		5		3			
<b>12 Kawasaki Puccetti Racing</b>	<b>22</b>														
RABAT Tito	22		1	1	2		2	2	2	6		6			
<b>13 Yamaha Motoxrcing WorldSBK Team</b>	<b>12</b>														
RAY Bradley	11		1	1			1			5	2	1			
DELBIANCO Alessandro	1									1					
<b>14 PETRONAS MIE Racing Honda</b>	<b>8</b>														
MACKENZIE Tarran	7			2	5										
LOPES Ivo	1											1			
<b>15 GMT94 Yamaha</b>	<b>5</b>														
OETTL Philipp	5		2		2	1									

12/10/2024

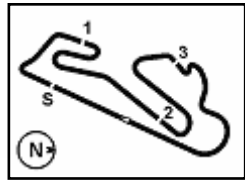
These data/results cannot be reproduced, stored and/or transmitted in whole or in part by any manner of electronic, mechanical, photocopying, recording, broadcasting or otherwise now known or herein after developed without the previous express consent by the copyright owner, except for reproduction in daily press and regular printed publications on sale to the public within 60 days of the event related to those data/results and always provided that copyright symbol appears together as follows below.

© DORNA WSBK ORGANIZATION Srl 2024

FICR PERUGIA TIMING







## Estoril Round, 11-13 October 2024

### Teams Standings

	February 25 PHILLIP ISLAND	March 24 BARCELONA	April 21 ASSEN	June 16 MISANO	July 14 DONINGTON PARK	July 21 MOST	August 11 PORTIMAO	September 8 MAGNY-COURS	September 22 CREMONA CIRCUIT	September 29 ARAGON	October 13 ESTORIL	October 20 JEREZ				
--	-------------------------------	-----------------------	-------------------	-------------------	---------------------------	-----------------	-----------------------	----------------------------	---------------------------------	------------------------	-----------------------	---------------------	--	--	--	--

Referent Teams																
<b>1 Aruba.it Racing - Ducati</b> <span style="float:right"><b>728</b></span>																
BULEGA Nicolo	395	25 5	11 20	20 6	5 8	20 9	13 20	10 20	9 20	25 12	20 16	16 7	20			
BAUTISTA Alvaro	333	1 6	20 25	16 7	16 12	16 16	16 11	13 4	20 4	20	16 4	20 12	13 25			
PIRRO Michele																
<b>2 ROKIT BMW Motorrad WorldSBK Team</b> <span style="float:right"><b>646</b> [-82]</span>																
RAZGATLIOGLU Toprak	439	11 7	25 12	16 12	20 1	25 25	25 12	25 12	25 12			20 9	20 9	25		
VAN DER MARK Michael	204	9 7	7 13	13 4	9 2	7 8	7 4	7 11	10 9	25 2	11 9	9 9	7 9	9		
REITERBERGER Markus	3										2 1					
<b>3 Kawasaki Racing Team WorldSBK</b> <span style="float:right"><b>365</b> [-363]</span>																
LOWES Alex	277	13 12	25 10	10 5	11 7	11 13	20 16	7 5	11 7	16 9	13 9	11 9	9	13		
BASSANI Axel	88	4 5	5	6	7	5 9	4 6		8 1	5 5	11	4 4				
<b>4 Pata Prometeon Yamaha</b> <span style="float:right"><b>299</b> [-429]</span>																
LOCATELLI Andrea	197	20 9	11 2	3 11	4 4	11 11	13 6	10 3	9 16	5 5	8 7	4 3	7 6	7		
REA Jonathan	102		8	10	5	6	11 8	6 10	10 2	1 10			2 3	11		
<b>5 Bonovo Action BMW</b> <span style="float:right"><b>255</b> [-473]</span>																
GERLOFF Garrett	159	7 8	4 6		4	4	2 3	8 4	13 8	4 16	8 13	16 11	5	10		
REDDING Scott	96	5	5	8	1 4	6	13 6	1 3	2	13 6	8 4	3 5	5 5	4		
<b>6 Team HRC</b> <span style="float:right"><b>233</b> [-495]</span>																
LECUONA Iker	121		3		6 3	7 3	3 2	6	4 3	10 3	6 5	13 10	10 3	8 8	16	
VIERGE Xavi	112	6 3	2 2	6 6			1	2 5	3 7	9 5	9 5	10 2	8 1	8 6	8	
<b>7 GYTR GRT Yamaha WorldSBK Team</b> <span style="float:right"><b>230</b> [-498]</span>																
GARDNER Remy	140	4 4	1 9	9 1	13 6	16 6	10 8	6 5	11 13	5	6 4	10 1	6	1		
AEGERTER Dominique	81	10 3	6 8	6 7	3 9		8 7	3	7 6	2				2		
DELBIANCO Alessandro	9									6 3						

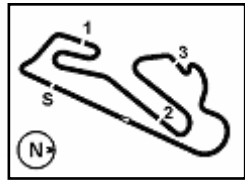
12/10/2024

These data/results cannot be reproduced, stored and/or transmitted in whole or in part by any manner of electronic, mechanical, photocopying, recording, broadcasting or otherwise now known or herein after developed without the previous express consent by the copyright owner, except for reproduction in daily press and regular printed publications on sale to the public within 60 days of the event related to those data/results and always provided that copyright symbol appears together as follows below.

© DORNA WSBK ORGANIZATION Srl 2024

FICR PERUGIA TIMING





## Estoril Round, 11-13 October 2024

### Teams Standings

	February 25 PHILLIP ISLAND	March 24 BARCELONA	April 21 ASSEN	June 16 MISANO	July 14 DONINGTON PARK	July 21 MOST	August 11 PORTIMAO	September 8 MAGNY-COURS	September 22 CREMONA CIRCUIT	September 29 ARAGON	October 13 ESTORIL	October 20 JEREZ	
--	-------------------------------	-----------------------	-------------------	-------------------	---------------------------	-----------------	-----------------------	----------------------------	---------------------------------	------------------------	-----------------------	---------------------	--

Independent Teams													
<b>1 Barni Spark Racing Team</b> <b>302</b>													
PETRUCCI Danilo	277	8 16	9 11		7 10	9 10	20 6	16 9 11	16 20 7	25 25 12	11 10 4		
SPINELLI Nicholas	25			25									
<b>2 Team GoEleven</b> <b>202</b> [-100]													
IANNONE Andrea	202	16 13	13 9	13	9 5 5	5	16 8 3	13 1	11 4	7	25 13 6	7	
<b>3 Team Motocorsa Racing</b> <b>66</b> [-236]													
RINALDI Michael Ruben	66	2 10 1	5	3	2	1	5 9		7 1	7 3	3 2	5	
<b>4 ELF Marc VDS Racing Team</b> <b>48</b> [-254]													
LOWES Sam	48	3 9 2	4	10 3	3	2	4			5		3	
<b>5 Kawasaki Puccetti Racing</b> <b>22</b> [-280]													
RABAT Tito	22		1	1	2		2	2		2	6		6
<b>6 Yamaha Motoxrcing WorldSBK Team</b> <b>12</b> [-290]													
RAY Bradley	11		1	1			1			5 2	1		
DELBIANCO Alessandro	1									1			
<b>7 PETRONAS MIE Racing Honda</b> <b>8</b> [-294]													
MACKENZIE Tarran	7			2 5									
LOPES Ivo	1											1	
<b>8 GMT94 Yamaha</b> <b>5</b> [-297]													
OETTL Philipp	5	2		2	1								

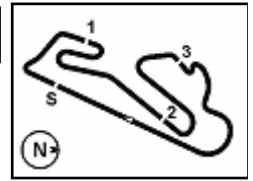
12/10/2024

These data/results cannot be reproduced, stored and/or transmitted in whole or in part by any manner of electronic, mechanical, photocopying, recording, broadcasting or otherwise now known or herein after developed without the previous express consent by the copyright owner, except for reproduction in daily press and regular printed publications on sale to the public within 60 days of the event related to those data/results and always provided that copyright symbol appears together as follows below.

© DORNA WSBK ORGANIZATION Srl 2024

FICR PERUGIA TIMING





Circuito Estoril 4.182 m

**Estoril Round, 11–13 October 2024**  
**Pirelli Best Lap Award**

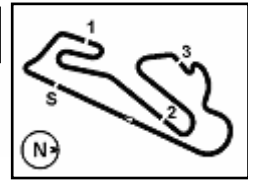
Points	Points From First	Points From Previous	Races																
			February 25 PHILLIP ISLAND	March 24 BARCELONA	April 21 ASSEN	June 16 MISANO	July 14 DONINGTON PARK	July 21 MIST	August 11 PORTIMAO	September 8 MAGNY-COURS	September 22 CREMONA CIRCUIT	September 29 ARAGON	October 13 ESTORIL	October 20 JEREZ					
<b>1</b> RAZGATLIOGLU Toprak (TUR)	<b>6</b>				1	1	1	1	1						1				
<b>2</b> BULEGA Nicolo (ITA)	<b>6</b> 0		1 1	1		1						1	1						
<b>3</b> BAUTISTA Alvaro (ESP)	<b>3</b> 3 3									1 1			1						
<b>4</b> IANNONE Andrea (ITA)	<b>2</b> 4 1											1	1						
<b>5</b> LOCATELLI Andrea (ITA)	<b>1</b> 5 1										1								
<b>6</b> VAN DER MARK Michael (NED)	<b>1</b> 5 0								1										
<b>7</b> GARDNER Remy (AUS)	<b>1</b> 5 0				1														
<b>8</b> LOWES Sam (GBR)	<b>1</b> 5 0		1																

12/10/2024

First Line: Race 1 & 2 - Second Line: Tissot Superpole Race

These data/results cannot be reproduced, stored and/or transmitted in whole or in part by any manner of electronic, mechanical, photocopying, recording, broadcasting or otherwise now known or herein after developed without the previous express consent by the copyright owner, except for reproduction in daily press and regular printed publications on sale to the public within 60 days of the event related to those data/results and always provided that copyright symbol appears together as follows below.

© DORNA WSBK ORGANIZATION Srl 2024



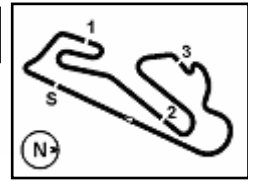
## Estoril Round, 11-13 October 2024

### Best Finish Award Race 1

Points	Points From First	Points From Previous	Races												
			February 25 PHILLIP ISLAND	March 24 BARCELONA	April 21 ASSEN	June 16 MISANO	July 14 DONINGTON PARK	July 21 MOST	August 11 PORTIMAO	September 8 MAGNY-COURS	September 22 CREMONA CIRCUIT	September 29 ARAGON	October 13 ESTORIL	October 20 JEREZ	
<b>1</b> BAUTISTA	<b>75</b>		<u>11</u> 2	4	2 8	8 1	6	4	15	10 4					
Alvaro (ESP)			3 1	3	3 3	3 5	4	2	2	3 2					
<b>2</b> LECUONA	<b>73</b>	2	4		4	5 4	6	11 9	12	4	3	11			
Iker (ESP)			13		10	13 14	10	12 13	6	4	6	3			
<b>3</b> VAN DER MARK	<b>65</b>	10 8	9	2	6 2	8	7 4		4 3	8 9	2 1				
Michael (NED)			7	4	7 9	8	9 5		1 5	7 7	9 7				
<b>4</b> GERLOFF	<b>56</b>	19 9	5 1	1 4	1 5	1		5 4	3	3 5	7	11			
Garrett (USA)			9 8	12 10	16 12	12		4 8	3	8 4	3	6			
<b>5</b> REDDING	<b>46</b>	29 10	9	1	7	5 8		2		1 2	3 1	7			
Scott (GBR)			11	11	8	15 12		14		13 12	11 11	12			
<b>6</b> OETTL	<b>45</b>	30 1	2	4	4	5 7	3 1	2		4 3	3	7			
Philipp (GER)			16	16	14	17 15	18 20	18		16 17	17	17			
<b>7</b> PETRUCCI	<b>45</b>	30 0	4 4	3 2		3 3	6 3	4	7 1	5					
Daniilo (ITA)			8 3	7 5		9 6	7 6	2	3 2	1					
<b>8</b> RINALDI	<b>45</b>	30 0	5			4 2		5	1 1	5	7 4	5 2	4		
Michael Ruben (ITA)			11			14 16		7	16 16	9	9 13	13 14	11		
<b>9</b> BASSANI	<b>44</b>	31 1	3	5	7		4 6	2	4	7	4 2				
Axel (ITA)			12	10	9		12 10	16	8	5	12 12				
<b>10</b> RABAT	<b>42</b>	33 2	2 1	2	7		3 1	2 4		5	2		13		
Tito (ESP)			18 16	15	15		17 19	17 14		14	10		10		
<b>11</b> RAY	<b>39</b>	36 3	1	3	5 3	5 6	1	2 5	1			2	5		
Bradley (GBR)			15	18	15 17	18 17	16	19 15	17			15	16		
<b>12</b> GARDNER	<b>36</b>	39 3	8	3	2 1	2	1	1	4 3	3	8				
Remy (AUS)			12	7	4 3	8	11	4	10 12	6	10				
<b>13</b> IANNONE	<b>35</b>	40 1			7		8		5	9 2		1	3		
Andrea (ITA)					4		11		4	5 12		1	9		
<b>14</b> AEGERTER	<b>32</b>	43 3	3	2	6 11		1	4	1				4		
Dominique (SUI)			10	9	13 7		9	13	9				14		
<b>15</b> VIERGE	<b>31</b>	44 1	2	4 5	2 3	1		4		1	4	5			
Xavi (ESP)			10	14 14	10 10	16		11		6	8	8			
<b>16</b> DELBIANCO	<b>24</b>	51 7								7 4	7 6				
Alessandro (ITA)										10 13	15 16				
<b>17</b> NORRODIN	<b>23</b>	52 1	2	3 5	4 1	4	3		1						
Adam (MAS)			20	20 18	17 20	20	20		20						
<b>18</b> MACKENZIE	<b>22</b>	53 1	2	6 5	3	2						3 1			
Tarran (GBR)			19	16 17	11	19						18 18			
<b>19</b> REITERBERGER	<b>20</b>	55 2									11 9				
Markus (GER)											14 15				
<b>20</b> LOPES	<b>20</b>	55 0							3 1	1	5 3		7		
Ivo (POR)									19 20	19	19 20		15		
<b>21</b> REA	<b>20</b>	55 0		5			3	5 2	5						
Jonathan (GBR)				8			5	10 6	6						
<b>22</b> LOWES	<b>19</b>	56 1	4	1			7 2						5		
Alex (GBR)			1	6			2 3						4		
<b>23</b> LOCATELLI	<b>19</b>	56 0	4	4	1	2	1	1 3		1 1		1			
Andrea (ITA)			2	5	5	4	6	7 3		8 9		9			
<b>24</b> BULEGA	<b>14</b>	61 5	5	2					3		1	3			
Nicolo (ITA)			5	2					2		3	2			

12/10/2024 First Line: Championship Standings - Second Line: Race Position - Underline: Best Finisher  
 These data/results cannot be reproduced, stored and/or transmitted in whole or in part by any manner of electronic, mechanical, photocopying, recording, broadcasting or otherwise now known or herein after developed without the previous express consent by the copyright owner, except for reproduction in daily press and regular printed publications on sale to the public within 60 days of the event related to those data/results and always provided that copyright symbol appears together as follows below.  
 © DORNA WSBK ORGANIZATION Srl 2024





**Estoril Round, 11–13 October 2024**  
**Best Finish Award Race 1**

	Points	Points From First	Points From Previous	February 25 <b>PHILLIP ISLAND</b>	March 24 <b>BARCELONA</b>	April 21 <b>ASSEN</b>	June 16 <b>MISANO</b>	July 14 <b>DONINGTON PARK</b>	July 21 <b>MOST</b>	August 11 <b>PORTIMAO</b>	September 8 <b>MAGNY-COURS</b>	September 22 <b>CREMONA CIRCUIT</b>	September 29 <b>ARAGON</b>	October 13 <b>ESTORIL</b>	October 20 <b>JEREZ</b>			
25 <b>RAZGATLIOGLU</b> Toprak (TUR)	<b>13</b>	62	1	<b>1</b> 5		<b>1</b> 2	<b>8</b> 1						<b>3</b> 2					
26 <b>SPINELLI</b> Nicholas (ITA)	<b>10</b>	65	3			<b>10</b> 1												
27 <b>PIRRO</b> Michele (ITA)	<b>6</b>	69	4				<b>6</b> 13											
28 <b>GILLIM</b> Hayden (USA)	<b>6</b>	69	0					<b>2</b> 21	<b>4</b> 18									
29 <b>MERCADO</b> Leandro (ARG)	<b>6</b>	69	0					<b>2</b> 20	<b>4</b> 17									
30 <b>BRIDEWELL</b> Thomas (GBR)	<b>5</b>	70	1									<b>5</b> 18						
31 <b>FRITZ</b> Marvin (GER)	<b>3</b>	72	2									<b>2</b> 17	<b>1</b> 18					
32 <b>SYHRIN</b> Hafizh (MAS)	<b>1</b>	74	2						<b>1</b> 18									

12/10/2024

First Line: Championship Standings - Second Line: Race Position - Underline: Best Finisher

These data/results cannot be reproduced, stored and/or transmitted in whole or in part by any manner of electronic, mechanical, photocopying, recording, broadcasting or otherwise now known or herein after developed without the previous express consent by the copyright owner, except for reproduction in daily press and regular printed publications on sale to the public within 60 days of the event related to those data/results and always provided that copyright symbol appears together as follows below.

© DORNA WSBK ORGANIZATION Srl 2024

## Estoril Round, 11-13 October 2024

### Best Sectors & Speed Race 1

#### RESULTS

1	54	T. RAZGATLIOGLU	BMW M 1000 RR	Laps 21
2	11	N. BULEGA	Ducati Panigale V4R	9.221
3	7	I. LECUONA	Honda CBR1000 RR-R	11.020
4	22	A. LOWES	Kawasaki ZX-10RR	11.973
5	65	J. REA	Yamaha YZF R1	14.018
6	31	G. GERLOFF	BMW M 1000 RR	17.727
7	60	M. VAN DER MARK	BMW M 1000 RR	19.250
8	97	X. VIERGE	Honda CBR1000 RR-R	23.589
9	29	A. IANNONE	Ducati Panigale V4R	24.239
10	53	T. RABAT	Kawasaki ZX-10RR	30.893
11	21	M. RINALDI	Ducati Panigale V4R	30.943
12	45	S. REDDING	BMW M 1000 RR	31.476
13	14	S. LOWES	Ducati Panigale V4R	31.702
14	77	D. AEGERTER	Yamaha YZF R1	34.886
15	75	I. LOPES	Honda CBR1000 RR-R	47.016
16	28	B. RAY	Yamaha YZF R1	48.226
17	5	P. OETTL	Yamaha YZF R1	51.000
18	95	T. MACKENZIE	Honda CBR1000 RR-R	55.393
19	1	A. BAUTISTA	Ducati Panigale V4R	2 Laps
20	91	L. BERNARDI	Yamaha YZF R1	3 Laps
RET	55	A. LOCATELLI	Yamaha YZF R1	7 Laps
RET	9	D. PETRUCCI	Ducati Panigale V4R	15 Laps
RET	47	A. BASSANI	Kawasaki ZX-10RR	15 Laps
RET	87	R. GARDNER	Yamaha YZF R1	20 Laps

#### SPEED

1	11	N. BULEGA	Ducati Panigale V4R	322,4
2	1	A. BAUTISTA	Ducati Panigale V4R	321,4
3	54	T. RAZGATLIOGLU	BMW M 1000 RR	319,5
4	97	X. VIERGE	Honda CBR1000 RR-R	319,5
5	53	T. RABAT	Kawasaki ZX-10RR	319,5
6	31	G. GERLOFF	BMW M 1000 RR	317,6
7	45	S. REDDING	BMW M 1000 RR	316,7
8	7	I. LECUONA	Honda CBR1000 RR-R	316,7
9	21	M. RINALDI	Ducati Panigale V4R	316,7
10	22	A. LOWES	Kawasaki ZX-10RR	315,8
11	47	A. BASSANI	Kawasaki ZX-10RR	315,8
12	60	M. VAN DER MARK	BMW M 1000 RR	315,8
13	29	A. IANNONE	Ducati Panigale V4R	315,8
14	9	D. PETRUCCI	Ducati Panigale V4R	314,9
15	77	D. AEGERTER	Yamaha YZF R1	313,0
16	14	S. LOWES	Ducati Panigale V4R	312,1
17	95	T. MACKENZIE	Honda CBR1000 RR-R	311,2
18	28	B. RAY	Yamaha YZF R1	309,5
19	65	J. REA	Yamaha YZF R1	308,6
20	55	A. LOCATELLI	Yamaha YZF R1	307,7
21	5	P. OETTL	Yamaha YZF R1	306,8
22	87	R. GARDNER	Yamaha YZF R1	305,1
23	75	I. LOPES	Honda CBR1000 RR-R	305,1
24	91	L. BERNARDI	Yamaha YZF R1	300,0

#### SEG. 1

1	54	T. RAZGATLIOGLU	19.529
2	11	N. BULEGA	19.559
3	1	A. BAUTISTA	19.658
4	55	A. LOCATELLI	19.664
5	60	M. VAN DER MARK	19.692
6	31	G. GERLOFF	19.704
7	7	I. LECUONA	19.718
8	9	D. PETRUCCI	19.751
9	97	X. VIERGE	19.764
10	29	A. IANNONE	19.820
11	22	A. LOWES	19.822
12	47	A. BASSANI	19.834
13	65	J. REA	19.865
14	21	M. RINALDI	19.896
15	28	B. RAY	19.906
16	45	S. REDDING	19.944
17	77	D. AEGERTER	19.966
18	14	S. LOWES	19.991
19	5	P. OETTL	20.011
20	53	T. RABAT	20.019
21	75	I. LOPES	20.020
22	95	T. MACKENZIE	20.091
23	91	L. BERNARDI	20.302
24	87	R. GARDNER	20.395

#### SEG. 2

1	54	T. RAZGATLIOGLU	23.470
2	11	N. BULEGA	23.536
3	7	I. LECUONA	23.566
4	1	A. BAUTISTA	23.578
5	31	G. GERLOFF	23.588
6	47	A. BASSANI	23.595
7	55	A. LOCATELLI	23.603
8	22	A. LOWES	23.618
9	65	J. REA	23.622
10	29	A. IANNONE	23.630
11	9	D. PETRUCCI	23.640
12	60	M. VAN DER MARK	23.663
13	97	X. VIERGE	23.717
14	45	S. REDDING	23.732
15	14	S. LOWES	23.740
16	53	T. RABAT	23.790
17	77	D. AEGERTER	23.820
18	28	B. RAY	23.939
19	5	P. OETTL	23.948
20	21	M. RINALDI	23.965
21	75	I. LOPES	24.055
22	95	T. MACKENZIE	24.080
23	87	R. GARDNER	24.177
24	91	L. BERNARDI	24.350

#### SEG. 3

1	54	T. RAZGATLIOGLU	22.907
2	11	N. BULEGA	22.954
3	7	I. LECUONA	23.007
4	55	A. LOCATELLI	23.021
5	1	A. BAUTISTA	23.026
6	22	A. LOWES	23.040
7	65	J. REA	23.047
8	9	D. PETRUCCI	23.096
9	97	X. VIERGE	23.119
10	60	M. VAN DER MARK	23.131
11	21	M. RINALDI	23.169
12	45	S. REDDING	23.182
13	31	G. GERLOFF	23.184
14	47	A. BASSANI	23.190
15	53	T. RABAT	23.229
16	29	A. IANNONE	23.257
17	14	S. LOWES	23.285
18	87	R. GARDNER	23.303
19	77	D. AEGERTER	23.307
20	28	B. RAY	23.343
21	75	I. LOPES	23.454
22	5	P. OETTL	23.501
23	95	T. MACKENZIE	23.519
24	91	L. BERNARDI	23.624

#### SEG. 4

1	11	N. BULEGA	30.947
2	1	A. BAUTISTA	31.036
3	22	A. LOWES	31.048
4	47	A. BASSANI	31.049
5	65	J. REA	31.055
6	54	T. RAZGATLIOGLU	31.060
7	7	I. LECUONA	31.082
8	29	A. IANNONE	31.103
9	60	M. VAN DER MARK	31.151
10	31	G. GERLOFF	31.209
11	53	T. RABAT	31.249
12	97	X. VIERGE	31.303
13	55	A. LOCATELLI	31.313
14	9	D. PETRUCCI	31.315
15	87	R. GARDNER	31.342
16	14	S. LOWES	31.374
17	45	S. REDDING	31.424
18	21	M. RINALDI	31.438
19	77	D. AEGERTER	31.502
20	28	B. RAY	31.568
21	95	T. MACKENZIE	31.733
22	75	I. LOPES	31.783
23	5	P. OETTL	31.799
24	91	L. BERNARDI	32.125

12/10/2024

These data/results cannot be reproduced, stored and/or transmitted in whole or in part by any manner of electronic, mechanical, photocopying, recording, broadcasting or otherwise now known or herein after developed without the previous express consent by the copyright owner, except for reproduction in daily press and regular printed publications on sale to the public within 60 days of the event related to those data/results and always provided that copyright symbol appears together as follows below.

© DORNA WSBK ORGANIZATION Srl 2024

## Estoril Round, 11-13 October 2024

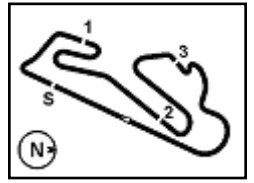
### Lap Chart Race 1

1 / 4

	Lap																				
	1	2	3	4	5	6	7	8	9	10	11	12	13	14	15	16	17	18	19	20	21
1	9	55	55	55	54	54	54	54	54	54	54	54	54	54	54	54	54	54	54	54	54
2	55	9	54	54	55	55	1	1	1	1	11	11	11	11	11	11	11	11	11	11	11
3	65	54	9	9	1	1	55	55	55	11	55	55	55	55	7	7	7	7	7	7	7
4	54	65	65	1	9	65	11	11	11	55	7	7	7	7	22	22	22	22	22	22	22
5	11	11	1	65	65	11	65	65	7	7	22	22	22	22	65	65	65	65	65	65	65
6	22	1	22	22	22	9	22	7	22	22	65	65	65	65	60	60	60	60	60	31	31
7	1	22	47	11	11	22	7	22	65	65	60	60	60	60	97	31	31	31	31	60	60
8	47	47	11	47	47	47	60	60	60	60	97	97	97	97	31	97	97	97	97	97	97
9	29	29	60	7	7	7	97	97	97	97	31	31	31	31	29	29	29	29	29	29	29
10	60	60	7	60	60	60	31	31	31	31	29	29	29	29	53	53	53	53	53	53	53
11	97	97	29	97	97	97	29	29	29	29	53	53	53	53	45	45	45	45	21	21	21
12	21	7	97	29	29	29	21	21	53	53	21	45	45	45	21	21	21	21	45	45	45
13	14	21	31	31	31	31	53	53	21	21	45	21	21	21	14	14	14	14	14	14	14
14	7	31	21	21	21	21	45	45	45	45	14	14	14	14	77	77	77	77	77	77	77
15	31	45	45	45	45	45	14	14	14	14	77	77	77	77	75	75	75	75	75	75	75
16	45	14	14	14	14	53	77	77	77	77	28	28	75	75	28	28	28	28	28	28	28
17	87	77	53	53	53	14	28	28	28	28	75	75	28	28	5	5	5	5	5	5	5
18	77	53	77	77	77	77	75	75	75	75	95	95	95	5	95	95	95	95	95	95	95
19	95	75	75	75	28	28	95	95	95	95	5	5	5	95	1	1	1	1	1	1	1
20	75	95	95	28	75	75	5	5	5	5	1	1	1	1	91	91	91	91	91	91	91
21	53	28	28	95	95	95	91	91	91	91	91	91	91	91	91	91	91	91	91	91	91
22	28	5	5	5	5	5															
23	5	91	91	91	91	91															
24	91																				

Final Result		
1	54 T. RAZGATLIOGLU	Laps 21
2	11 N. BULEGA	9.221
3	7 I. LECUONA	11.020
4	22 A. LOWES	11.973
5	65 J. REA	14.018
6	31 G. GERLOFF	17.727
7	60 M. VAN DER MARK	19.250
8	97 X. VIERGE	23.589
9	29 A. IANNONE	24.239
10	53 T. RABAT	30.893
11	21 M. RINALDI	30.943
12	45 S. REDDING	31.476
13	14 S. LOWES	31.702
14	77 D. AEGERTER	34.886
15	75 I. LOPES	47.016
16	28 B. RAY	48.226
17	5 P. OETTL	51.000
18	95 T. MACKENZIE	55.393
19	1 A. BAUTISTA	2 Laps
20	91 L. BERNARDI	3 Laps
RET	55 A. LOCATELLI	7 Laps
RET	9 D. PETRUCCI	15 Laps
RET	47 A. BASSANI	15 Laps
RET	87 R. GARDNER	20 Laps

12/10/2024  
 These data/results cannot be reproduced, stored and/or transmitted in whole or in part by any manner of electronic, mechanical, photocopying, recording, broadcasting or otherwise now known or herein after developed without the previous express consent by the copyright owner, except for reproduction in daily press and regular printed publications on sale to the public within 60 days of the event related to those data/results and always provided that copyright symbol appears together as follows below.  
 © DORNA WSBK ORGANIZATION Srl 2024



## Estoril Round, 11-13 October 2024 Lap Chart Race 1

Lap 1	
1	<b>9</b> D.Petrucci 1'42.280
2	<b>55</b> A.Locatelli 0.037
3	<b>65</b> J.Rea 0.217
4	<b>54</b> T.Razgatlioglu 0.309
5	<b>11</b> N.Bulega 0.609
6	<b>22</b> A.Lowes 0.976
7	<b>1</b> A.Bautista 1.057
8	<b>47</b> A.Bassani 1.658
9	<b>29</b> A.Iannone 1.835
10	<b>60</b> M.van der Mark 1.993
11	<b>97</b> X.Vierge 2.409
12	<b>21</b> M.Rinaldi 2.486
13	<b>14</b> S.Lowes 2.643
14	<b>7</b> I.Lecuona 2.768
15	<b>31</b> G.Gerloff 2.882
16	<b>45</b> S.Redding 3.165
17	<b>87</b> R.Gardner 3.255
18	<b>77</b> D.Aegerter 4.132
19	<b>95</b> T.Mackenzie 4.404
20	<b>75</b> I.Lopes 4.723
21	<b>53</b> T.Rabat 4.725
22	<b>28</b> B.Ray 4.880
23	<b>5</b> P.Oettl 5.392
24	<b>91</b> L.Bernardi 6.174

Lap 2	
1	<b>55</b> A.Locatelli 3'20.025
2	<b>9</b> D.Petrucci 0.335
3	<b>54</b> T.Razgatlioglu 0.410
4	<b>65</b> J.Rea 0.799
5	<b>11</b> N.Bulega 0.969
6	<b>1</b> A.Bautista 1.206
7	<b>22</b> A.Lowes 1.657
8	<b>47</b> A.Bassani 1.794
9	<b>29</b> A.Iannone 2.882
10	<b>60</b> M.van der Mark 2.938
11	<b>97</b> X.Vierge 3.326
12	<b>7</b> I.Lecuona 3.486
13	<b>21</b> M.Rinaldi 3.940
14	<b>31</b> G.Gerloff 3.994
15	<b>45</b> S.Redding 4.622
16	<b>14</b> S.Lowes 5.339
17	<b>77</b> D.Aegerter 5.636
18	<b>53</b> T.Rabat 6.141
19	<b>75</b> I.Lopes 7.108
20	<b>95</b> T.Mackenzie 7.285
21	<b>28</b> B.Ray 7.404
22	<b>5</b> P.Oettl 7.657
23	<b>91</b> L.Bernardi 10.990

Lap 3	
1	<b>55</b> A.Locatelli 4'57.927
2	<b>54</b> T.Razgatlioglu 0.185
3	<b>9</b> D.Petrucci 0.705
4	<b>65</b> J.Rea 1.206
5	<b>1</b> A.Bautista 1.304
6	<b>22</b> A.Lowes 1.585
7	<b>47</b> A.Bassani 2.173
8	<b>11</b> N.Bulega 2.203
9	<b>60</b> M.van der Mark 3.158
10	<b>7</b> I.Lecuona 3.671
11	<b>29</b> A.Iannone 3.889
12	<b>97</b> X.Vierge 4.120
13	<b>31</b> G.Gerloff 4.316
14	<b>21</b> M.Rinaldi 5.053
15	<b>45</b> S.Redding 5.239
16	<b>14</b> S.Lowes 6.485
17	<b>53</b> T.Rabat 7.222
18	<b>77</b> D.Aegerter 7.241
19	<b>75</b> I.Lopes 8.873
20	<b>95</b> T.Mackenzie 9.196
21	<b>28</b> B.Ray 9.366

22	<b>5</b> P.Oettl 9.812
23	<b>91</b> L.Bernardi 15.117

Lap 4	
1	<b>55</b> A.Locatelli 6'36.252
2	<b>54</b> T.Razgatlioglu 0.002
3	<b>9</b> D.Petrucci 0.602
4	<b>1</b> A.Bautista 0.611
5	<b>65</b> J.Rea 1.024
6	<b>22</b> A.Lowes 1.138
7	<b>11</b> N.Bulega 1.335
8	<b>47</b> A.Bassani 2.118
9	<b>7</b> I.Lecuona 3.084
10	<b>60</b> M.van der Mark 3.412
11	<b>97</b> X.Vierge 4.390
12	<b>29</b> A.Iannone 4.559
13	<b>31</b> G.Gerloff 4.636
14	<b>21</b> M.Rinaldi 5.754
15	<b>45</b> S.Redding 6.282
16	<b>14</b> S.Lowes 7.006
17	<b>53</b> T.Rabat 7.432
18	<b>77</b> D.Aegerter 8.311
19	<b>75</b> I.Lopes 10.463
20	<b>28</b> B.Ray 10.509
21	<b>95</b> T.Mackenzie 10.757
22	<b>5</b> P.Oettl 11.342
23	<b>91</b> L.Bernardi 19.119

Lap 5	
1	<b>54</b> T.Razgatlioglu 8'14.137
2	<b>55</b> A.Locatelli 0.348
3	<b>1</b> A.Bautista 0.691
4	<b>9</b> D.Petrucci 1.431
5	<b>65</b> J.Rea 1.612
6	<b>22</b> A.Lowes 1.684
7	<b>11</b> N.Bulega 1.718
8	<b>47</b> A.Bassani 2.530
9	<b>7</b> I.Lecuona 3.072
10	<b>60</b> M.van der Mark 3.760
11	<b>97</b> X.Vierge 4.644
12	<b>29</b> A.Iannone 5.152
13	<b>31</b> G.Gerloff 5.419
14	<b>21</b> M.Rinaldi 7.346
15	<b>45</b> S.Redding 7.574
16	<b>14</b> S.Lowes 8.065
17	<b>53</b> T.Rabat 8.243
18	<b>77</b> D.Aegerter 9.631
19	<b>28</b> B.Ray 11.539
20	<b>75</b> I.Lopes 12.409
21	<b>95</b> T.Mackenzie 12.644
22	<b>5</b> P.Oettl 13.145
23	<b>91</b> L.Bernardi 31.366

Lap 6	
1	<b>54</b> T.Razgatlioglu 9'51.874
2	<b>55</b> A.Locatelli 0.476
3	<b>1</b> A.Bautista 0.628
4	<b>65</b> J.Rea 2.161
5	<b>11</b> N.Bulega 2.354
6	<b>9</b> D.Petrucci 2.369
7	<b>22</b> A.Lowes 2.567
8	<b>47</b> A.Bassani 2.910
9	<b>7</b> I.Lecuona 3.141
10	<b>60</b> M.van der Mark 4.032
11	<b>97</b> X.Vierge 4.982
12	<b>29</b> A.Iannone 5.882
13	<b>31</b> G.Gerloff 6.010
14	<b>21</b> M.Rinaldi 8.849
15	<b>45</b> S.Redding 9.314
16	<b>53</b> T.Rabat 9.841
17	<b>14</b> S.Lowes 10.277
18	<b>77</b> D.Aegerter 11.087
19	<b>28</b> B.Ray 12.743

20	<b>75</b> I.Lopes 14.236
21	<b>95</b> T.Mackenzie 14.568
22	<b>5</b> P.Oettl 14.967
23	<b>91</b> L.Bernardi

Lap 7	
1	<b>54</b> T.Razgatlioglu 11'29.404
2	<b>1</b> A.Bautista 0.559
3	<b>55</b> A.Locatelli 1.019
4	<b>11</b> N.Bulega 2.305
5	<b>65</b> J.Rea 3.042
6	<b>22</b> A.Lowes 3.520
7	<b>7</b> I.Lecuona 3.725
8	<b>60</b> M.van der Mark 4.593
9	<b>97</b> X.Vierge 5.691
10	<b>31</b> G.Gerloff 6.955
11	<b>29</b> A.Iannone 8.785
12	<b>21</b> M.Rinaldi 10.448
13	<b>53</b> T.Rabat 10.854
14	<b>45</b> S.Redding 11.633
15	<b>14</b> S.Lowes 11.924
16	<b>77</b> D.Aegerter 12.666
17	<b>28</b> B.Ray 14.427
18	<b>75</b> I.Lopes 16.282
19	<b>95</b> T.Mackenzie 16.782
20	<b>5</b> P.Oettl 17.140
21	<b>91</b> L.Bernardi

Lap 8	
1	<b>54</b> T.Razgatlioglu 13'06.937
2	<b>1</b> A.Bautista 0.862
3	<b>55</b> A.Locatelli 1.491
4	<b>11</b> N.Bulega 2.263
5	<b>65</b> J.Rea 3.680
6	<b>7</b> I.Lecuona 3.776
7	<b>22</b> A.Lowes 4.142
8	<b>60</b> M.van der Mark 5.209
9	<b>97</b> X.Vierge 6.384
10	<b>31</b> G.Gerloff 8.288
11	<b>29</b> A.Iannone 9.594
12	<b>21</b> M.Rinaldi 11.753
13	<b>53</b> T.Rabat 11.841
14	<b>45</b> S.Redding 13.180
15	<b>14</b> S.Lowes 13.602
16	<b>77</b> D.Aegerter 14.238
17	<b>28</b> B.Ray 15.803
18	<b>75</b> I.Lopes 18.311
19	<b>95</b> T.Mackenzie 19.262
20	<b>5</b> P.Oettl 20.155
21	<b>91</b> L.Bernardi

Lap 9	
1	<b>54</b> T.Razgatlioglu 14'44.086
2	<b>1</b> A.Bautista 1.325
3	<b>55</b> A.Locatelli 2.228
4	<b>11</b> N.Bulega 2.520
5	<b>7</b> I.Lecuona 5.158
6	<b>22</b> A.Lowes 5.346
7	<b>65</b> J.Rea 5.791
8	<b>60</b> M.van der Mark 6.561
9	<b>97</b> X.Vierge 7.719
10	<b>31</b> G.Gerloff 9.145
11	<b>29</b> A.Iannone 10.887
12	<b>53</b> T.Rabat 13.863
13	<b>21</b> M.Rinaldi 14.199
14	<b>45</b> S.Redding 15.024
15	<b>14</b> S.Lowes 15.627
16	<b>77</b> D.Aegerter 16.220
17	<b>28</b> B.Ray 18.391
18	<b>75</b> I.Lopes 20.814
19	<b>95</b> T.Mackenzie 22.295
20	<b>5</b> P.Oettl 23.078
21	<b>91</b> L.Bernardi

Lap 10	
1	<b>54</b> T.Razgatlioglu 16'21.250
2	<b>1</b> A.Bautista 2.092
3	<b>11</b> N.Bulega 3.120
4	<b>55</b> A.Locatelli 3.173
5	<b>7</b> I.Lecuona 6.079
6	<b>22</b> A.Lowes 6.357
7	<b>65</b> J.Rea 6.778
8	<b>60</b> M.van der Mark 7.667
9	<b>97</b> X.Vierge 8.895
10	<b>31</b> G.Gerloff 10.558
11	<b>29</b> A.Iannone 12.163
12	<b>53</b> T.Rabat 15.776
13	<b>21</b> M.Rinaldi 16.249
14	<b>45</b> S.Redding 16.906
15	<b>14</b> S.Lowes 17.662
16	<b>77</b> D.Aegerter 18.062
17	<b>28</b> B.Ray 20.783
18	<b>75</b> I.Lopes 23.291
19	<b>95</b> T.Mackenzie 25.088
20	<b>5</b> P.Oettl 25.463
21	<b>91</b> L.Bernardi

Lap 11	
1	<b>54</b> T.Razgatlioglu 17'58.542
2	<b>11</b> N.Bulega 3.570
3	<b>55</b> A.Locatelli 4.150
4	<b>7</b> I.Lecuona 6.667
5	<b>22</b> A.Lowes 7.183
6	<b>65</b> J.Rea 7.616
7	<b>60</b> M.van der Mark 8.813
8	<b>97</b> X.Vierge 9.938
9	<b>31</b> G.Gerloff 11.963
10	<b>29</b> A.Iannone 13.167
11	<b>53</b> T.Rabat 17.444
12	<b>21</b> M.Rinaldi 18.205
13	<b>45</b> S.Redding 18.471
14	<b>14</b> S.Lowes 19.344
15	<b>77</b> D.Aegerter 19.776
16	<b>28</b> B.Ray 23.498
17	<b>75</b> I.Lopes 25.750
18	<b>95</b> T.Mackenzie 27.494
19	<b>5</b> P.Oettl 27.867
20	<b>1</b> A.Bautista 52.987
21	<b>91</b> L.Bernardi

Lap 12	
1	<b>54</b> T.Razgatlioglu 19'36.090
2	<b>11</b> N.Bulega 4.006
3	<b>55</b> A.Locatelli 4.930
4	<b>7</b> I.Lecuona 7.051
5	<b>22</b> A.Lowes 7.503
6	<b>65</b> J.Rea 8.156
7	<b>60</b> M.van der Mark 9.591
8	<b>97</b> X.Vierge 11.251
9	<b>31</b> G.Gerloff 12.973
10	<b>29</b> A.Iannone 15.497
11	<b>53</b> T.Rabat 18.792
12	<b>45</b> S.Redding 19.722
13	<b>21</b> M.Rinaldi 20.071
14	<b>14</b> S.Lowes 20.808
15	<b>77</b> D.Aegerter 21.202
16	<b>28</b> B.Ray 26.144
17	<b>75</b> I.Lopes 27.954
18	<b>95</b> T.Mackenzie 29.742
19	<b>5</b> P.Oettl 30.066
20	<b>1</b> A.Bautista
21	<b>91</b> L.Bernardi

Lap 13	
1	<b>54</b> T.Razgatlioglu 21'13.733

12/10/2024

These data/results cannot be reproduced, stored and/or transmitted in whole or in part by any manner of electronic, mechanical, photocopying, recording, broadcasting or otherwise now known or herein after developed without the previous express consent by the copyright owner, except for reproduction in daily press and regular printed publications on sale to the public within 60 days of the event related to those data/results and always provided that copyright symbol appears together as follows below.

© DORNA WSBK ORGANIZATION Srl 2024



## Estoril Round, 11-13 October 2024

### Lap Chart Race 1

2	<b>11</b> N.Bulega	4.430
3	<b>55</b> A.Locatelli	5.370
4	<b>7</b> I.Lecuona	7.410
5	<b>22</b> A.Lowes	7.783
6	<b>65</b> J.Rea	8.643
7	<b>60</b> M.van der Mark	10.490
8	<b>97</b> X.Vierge	12.099
9	<b>31</b> G.Gerloff	13.250
10	<b>29</b> A.Iannone	16.811
11	<b>53</b> T.Rabat	19.962
12	<b>45</b> S.Redding	20.973
13	<b>21</b> M.Rinaldi	21.431
14	<b>14</b> S.Lowes	21.871
15	<b>77</b> D.Aegerter	22.337
16	<b>75</b> I.Lopes	29.855
17	<b>28</b> B.Ray	30.981
18	<b>95</b> T.Mackenzie	31.833
19	<b>5</b> P.Oettl	32.137
20	<b>1</b> A.Bautista	
21	<b>91</b> L.Bernardi	

7	<b>31</b> G.Gerloff	15.732
8	<b>97</b> X.Vierge	16.038
9	<b>29</b> A.Iannone	20.564
10	<b>53</b> T.Rabat	24.104
11	<b>45</b> S.Redding	24.442
12	<b>21</b> M.Rinaldi	24.912
13	<b>14</b> S.Lowes	25.748
14	<b>77</b> D.Aegerter	26.111
15	<b>75</b> I.Lopes	35.868
16	<b>28</b> B.Ray	36.382
17	<b>5</b> P.Oettl	38.566
18	<b>95</b> T.Mackenzie	39.958
19	<b>1</b> A.Bautista	
20	<b>91</b> L.Bernardi	

14	<b>77</b> D.Aegerter	30.603
15	<b>75</b> I.Lopes	43.097
16	<b>28</b> B.Ray	43.250
17	<b>5</b> P.Oettl	45.960
18	<b>95</b> T.Mackenzie	50.400
19	<b>1</b> A.Bautista	

#### Lap 20

1	<b>54</b> T.Razgatlioglu	32'37.571
2	<b>11</b> N.Bulega	8.362
3	<b>7</b> I.Lecuona	10.252
4	<b>22</b> A.Lowes	10.924
5	<b>65</b> J.Rea	12.980
6	<b>31</b> G.Gerloff	17.417
7	<b>60</b> M.van der Mark	18.031
8	<b>97</b> X.Vierge	22.413
9	<b>29</b> A.Iannone	23.874
10	<b>53</b> T.Rabat	29.367
11	<b>21</b> M.Rinaldi	29.716
12	<b>45</b> S.Redding	30.210
13	<b>14</b> S.Lowes	30.844
14	<b>77</b> D.Aegerter	32.020
15	<b>75</b> I.Lopes	45.216
16	<b>28</b> B.Ray	45.665
17	<b>5</b> P.Oettl	48.327
18	<b>95</b> T.Mackenzie	53.091

#### Lap 21

1	<b>54</b> T.Razgatlioglu	34'15.509
2	<b>11</b> N.Bulega	9.221
3	<b>7</b> I.Lecuona	11.020
4	<b>22</b> A.Lowes	11.973
5	<b>65</b> J.Rea	14.018
6	<b>31</b> G.Gerloff	17.727
7	<b>60</b> M.van der Mark	19.250
8	<b>97</b> X.Vierge	23.589
9	<b>29</b> A.Iannone	24.239
10	<b>53</b> T.Rabat	30.893
11	<b>21</b> M.Rinaldi	30.943
12	<b>45</b> S.Redding	31.476
13	<b>14</b> S.Lowes	31.702
14	<b>77</b> D.Aegerter	34.886
15	<b>75</b> I.Lopes	47.016
16	<b>28</b> B.Ray	48.226
17	<b>5</b> P.Oettl	51.000
18	<b>95</b> T.Mackenzie	55.393

#### Lap 17

1	<b>54</b> T.Razgatlioglu	27'44.317
2	<b>11</b> N.Bulega	6.945
3	<b>7</b> I.Lecuona	8.600
4	<b>22</b> A.Lowes	9.372
5	<b>65</b> J.Rea	10.691
6	<b>60</b> M.van der Mark	14.219
7	<b>31</b> G.Gerloff	16.083
8	<b>97</b> X.Vierge	17.386
9	<b>29</b> A.Iannone	21.377
10	<b>53</b> T.Rabat	25.209
11	<b>45</b> S.Redding	25.675
12	<b>21</b> M.Rinaldi	26.082
13	<b>14</b> S.Lowes	27.013
14	<b>77</b> D.Aegerter	27.424
15	<b>75</b> I.Lopes	37.949
16	<b>28</b> B.Ray	38.301
17	<b>5</b> P.Oettl	40.734
18	<b>95</b> T.Mackenzie	42.316
19	<b>1</b> A.Bautista	
20	<b>91</b> L.Bernardi	

#### Lap 18

1	<b>54</b> T.Razgatlioglu	29'22.053
2	<b>11</b> N.Bulega	7.158
3	<b>7</b> I.Lecuona	9.123
4	<b>22</b> A.Lowes	9.699
5	<b>65</b> J.Rea	11.333
6	<b>60</b> M.van der Mark	15.431
7	<b>31</b> G.Gerloff	16.336
8	<b>97</b> X.Vierge	18.975
9	<b>29</b> A.Iannone	22.346
10	<b>53</b> T.Rabat	26.753
11	<b>45</b> S.Redding	27.432
12	<b>21</b> M.Rinaldi	27.525
13	<b>14</b> S.Lowes	28.294
14	<b>77</b> D.Aegerter	28.752
15	<b>75</b> I.Lopes	40.384
16	<b>28</b> B.Ray	40.703
17	<b>5</b> P.Oettl	43.082
18	<b>95</b> T.Mackenzie	46.689
19	<b>1</b> A.Bautista	
20	<b>91</b> L.Bernardi	

#### Lap 19

1	<b>54</b> T.Razgatlioglu	30'59.651
2	<b>11</b> N.Bulega	7.727
3	<b>7</b> I.Lecuona	9.622
4	<b>22</b> A.Lowes	10.332
5	<b>65</b> J.Rea	12.225
6	<b>60</b> M.van der Mark	16.997
7	<b>31</b> G.Gerloff	17.008
8	<b>97</b> X.Vierge	20.841
9	<b>29</b> A.Iannone	23.279
10	<b>53</b> T.Rabat	28.110
11	<b>21</b> M.Rinaldi	28.776
12	<b>45</b> S.Redding	29.102
13	<b>14</b> S.Lowes	29.766

#### Lap 14

1	<b>54</b> T.Razgatlioglu	22'51.294
2	<b>11</b> N.Bulega	4.817
3	<b>55</b> A.Locatelli	6.111
4	<b>7</b> I.Lecuona	7.821
5	<b>22</b> A.Lowes	8.385
6	<b>65</b> J.Rea	9.172
7	<b>60</b> M.van der Mark	11.229
8	<b>97</b> X.Vierge	13.235
9	<b>31</b> G.Gerloff	13.966
10	<b>29</b> A.Iannone	18.302
11	<b>53</b> T.Rabat	21.278
12	<b>45</b> S.Redding	21.917
13	<b>21</b> M.Rinaldi	22.596
14	<b>14</b> S.Lowes	22.998
15	<b>77</b> D.Aegerter	23.694
16	<b>75</b> I.Lopes	31.901
17	<b>28</b> B.Ray	32.699
18	<b>5</b> P.Oettl	34.442
19	<b>95</b> T.Mackenzie	34.869
20	<b>1</b> A.Bautista	
21	<b>91</b> L.Bernardi	

#### Lap 15

1	<b>54</b> T.Razgatlioglu	24'28.940
2	<b>11</b> N.Bulega	5.830
3	<b>7</b> I.Lecuona	8.135
4	<b>22</b> A.Lowes	8.724
5	<b>65</b> J.Rea	9.448
6	<b>60</b> M.van der Mark	12.132
7	<b>97</b> X.Vierge	14.512
8	<b>31</b> G.Gerloff	14.908
9	<b>29</b> A.Iannone	19.552
10	<b>53</b> T.Rabat	22.705
11	<b>45</b> S.Redding	23.037
12	<b>21</b> M.Rinaldi	23.813
13	<b>14</b> S.Lowes	24.325
14	<b>77</b> D.Aegerter	24.914
15	<b>75</b> I.Lopes	33.860
16	<b>28</b> B.Ray	34.965
17	<b>5</b> P.Oettl	36.415
18	<b>95</b> T.Mackenzie	37.265
19	<b>1</b> A.Bautista	
20	<b>91</b> L.Bernardi	

#### Lap 16

1	<b>54</b> T.Razgatlioglu	26'06.618
2	<b>11</b> N.Bulega	6.425
3	<b>7</b> I.Lecuona	8.519
4	<b>22</b> A.Lowes	9.038
5	<b>65</b> J.Rea	10.198
6	<b>60</b> M.van der Mark	13.135

12/10/2024

These data/results cannot be reproduced, stored and/or transmitted in whole or in part by any manner of electronic, mechanical, photocopying, recording, broadcasting or otherwise now known or herein after developed without the previous express consent by the copyright owner, except for reproduction in daily press and regular printed publications on sale to the public within 60 days of the event related to those data/results and always provided that copyright symbol appears together as follows below.

© DORNA WSBK ORGANIZATION Srl 2024

## Estoril Round, 11-13 October 2024

### Lap Chart Race 1

Circuito Estoril 4.182 m

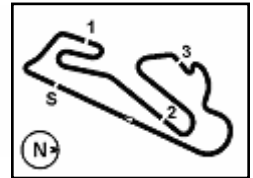
4 / 4

#### Race Pace Comparison

	54 Raz	11 Bul	7 Lec	22 ALo	65 Rea	31 Ger	60 vdM	97 Vie	29 Ian	53 Rab	21 Rin	45 Red	14 SLo	77 Aeg
1	1'42.589	1'42.889	1'45.048	1'43.256	1'42.497	1'45.162	1'44.273	1'44.689	1'44.115	1'47.005	1'44.766	1'45.445	1'44.923	1'46.412
2	1'37.846	1'38.105	1'38.463	1'38.426	1'38.327	1'38.857	1'38.690	1'38.662	1'38.792	1'39.161	1'39.199	1'39.202	1'40.441	1'39.249
3	1'37.677	1'39.136	1'38.087	<b>1'37.830</b>	1'38.309	1'38.224	1'38.122	1'38.696	1'38.909	1'38.983	1'39.015	1'38.519	1'39.048	1'39.507
4	1'38.142	1'37.457	1'37.738	1'37.878	1'38.143	1'38.645	1'38.579	1'38.595	1'38.995	1'38.535	1'39.026	1'39.368	1'38.846	1'39.395
5	1'37.883	1'38.268	1'37.873	1'38.431	1'38.473	1'38.668	1'38.233	1'38.139	1'38.478	1'38.696	1'39.477	1'39.177	1'38.944	1'39.205
6	1'37.737	1'38.373	1'37.806	1'38.620	1'38.286	1'38.328	<b>1'38.009</b>	<b>1'38.075</b>	1'38.467	1'39.335	1'39.240	1'39.477	1'39.949	1'39.193
7	1'37.530	1'37.481	1'38.114	1'38.483	1'38.411	1'38.475	1'38.091	1'38.239	1'40.433	1'38.543	1'39.129	1'39.849	1'39.177	1'39.109
8	1'37.533	1'37.491	<b>1'37.584</b>	1'38.155	1'38.171	1'38.866	1'38.149	1'38.226	1'38.342	<b>1'38.520</b>	1'38.838	1'39.080	1'39.211	1'39.105
9	<b>1'37.149</b>	<b>1'37.406</b>	1'38.531	1'38.353	1'39.260	1'38.006	1'38.501	1'38.484	1'38.442	1'39.171	1'39.595	1'38.993	1'39.174	1'39.131
10	1'37.164	1'37.764	1'38.085	1'38.175	1'38.151	1'38.577	1'38.270	1'38.340	1'38.440	1'39.077	1'39.214	1'39.046	1'39.199	1'39.006
11	1'37.292	1'37.742	1'37.880	1'38.118	1'38.130	1'38.697	1'38.438	1'38.335	<b>1'38.296</b>	1'38.960	1'39.248	1'38.857	1'38.974	1'39.006
12	1'37.548	1'37.984	1'37.932	1'37.868	1'38.088	1'38.558	1'38.326	1'38.861	1'39.878	1'38.896	1'39.414	1'38.799	1'39.012	1'38.974
13	1'37.643	1'38.067	1'38.002	1'37.923	1'38.130	<b>1'37.920</b>	1'38.542	1'38.491	1'38.957	1'38.813	1'39.003	1'38.894	1'38.706	<b>1'38.778</b>
14	1'37.561	1'37.948	1'37.972	1'38.163	1'38.090	1'38.277	1'38.300	1'38.697	1'39.052	1'38.877	<b>1'38.726</b>	<b>1'38.505</b>	<b>1'38.688</b>	1'38.918
15	1'37.646	1'38.659	1'37.960	1'37.985	<b>1'37.922</b>	1'38.588	1'38.549	1'38.923	1'38.896	1'39.073	1'38.863	1'38.766	1'38.973	1'38.866
16	1'37.678	1'38.273	1'38.062	1'37.992	1'38.428	1'38.502	1'38.681	1'39.204	1'38.690	1'39.077	1'38.777	1'39.083	1'39.101	1'38.875
17	1'37.699	1'38.219	1'37.780	1'38.033	1'38.192	1'38.050	1'38.783	1'39.047	1'38.512	1'38.804	1'38.869	1'38.932	1'38.964	1'39.012
18	1'37.736	1'37.949	1'38.259	1'38.063	1'38.378	1'37.989	1'38.948	1'39.325	1'38.705	1'39.280	1'39.179	1'39.493	1'39.017	1'39.064
19	1'37.598	1'38.167	1'38.097	1'38.231	1'38.490	1'38.270	1'39.164	1'39.464	1'38.531	1'38.955	1'38.849	1'39.268	1'39.070	1'39.449
20	1'37.920	1'38.555	1'38.550	1'38.512	1'38.675	1'38.329	1'38.954	1'39.492	1'38.515	1'39.177	1'38.860	1'39.028	1'38.998	1'39.337
21	1'37.938	1'38.797	1'38.706	1'38.987	1'38.976	1'38.248	1'39.157	1'39.114	1'38.303	1'39.464	1'39.165	1'39.204	1'38.796	1'40.804

	75 Lop	28 Ray	5 Oet	95 Mac	1 Bau	91 Ber	55 Loc	9 Pet	47 Bas	87 Gar
1	1'47.003	1'47.160	1'47.672	1'46.684	1'43.337	1'48.454	1'42.317	1'42.280	1'43.938	1'45.535
2	1'40.130	1'40.269	1'40.010	1'40.626	1'37.894	1'42.561	<b>1'37.708</b>	<b>1'38.080</b>	<b>1'37.881</b>	
3	1'39.667	1'39.864	1'40.057	1'39.813	1'38.000	1'42.029	1'37.902	1'38.272	1'38.281	
4	1'39.915	1'39.468	1'39.855	1'39.886	1'37.632	1'42.327	1'38.325	1'38.222	1'38.270	
5	1'39.831	1'38.915	1'39.688	1'39.772	1'37.965	1'50.132	1'38.233	1'38.714	1'38.297	
6	1'39.564	1'38.941	1'39.559	<b>1'39.661</b>	1'37.674	1'45.185	1'37.865	1'38.675	1'38.117	
7	1'39.576	1'39.214	1'39.703	1'39.744	<b>1'37.461</b>	1'41.516	1'38.073			
8	1'39.562	<b>1'38.909</b>	1'40.548	1'40.013	1'37.836	1'42.670	1'38.005			
9	1'39.652	1'39.737	1'40.072	1'40.182	1'37.612	1'43.283	1'37.886			
10	1'39.641	1'39.556	<b>1'39.549</b>	1'39.957	1'37.931	2'01.460	1'38.109			
11	1'39.751	1'40.007	1'39.696	1'39.698	2'28.187	1'47.696	1'38.269			
12	1'39.752	1'40.194	1'39.747	1'39.796	5'32.309	1'41.636	1'38.328			
13	<b>1'39.544</b>	1'42.480	1'39.714	1'39.734	1'38.262	1'41.197	1'38.083			
14	1'39.607	1'39.279	1'39.866	1'40.597	1'38.124	1'41.048	1'38.302			
15	1'39.605	1'39.912	1'39.619	1'40.042	1'37.908	1'41.177				
16	1'39.686	1'39.095	1'39.829	1'40.371	1'38.364	1'41.113				
17	1'39.780	1'39.618	1'39.867	1'40.057	1'38.451	1'40.634				
18	1'40.171	1'40.138	1'40.084	1'42.109	1'38.465	<b>1'40.509</b>				
19	1'40.311	1'40.145	1'40.476	1'41.309	1'39.119					
20	1'40.039	1'40.335	1'40.287	1'40.611						
21	1'39.738	1'40.499	1'40.611	1'40.240						

12/10/2024  
 These data/results cannot be reproduced, stored and/or transmitted in whole or in part by any manner of electronic, mechanical, photocopying, recording, broadcasting or otherwise now known or herein after developed without the previous express consent by the copyright owner, except for reproduction in daily press and regular printed publications on sale to the public within 60 days of the event related to those data/results and always provided that copyright symbol appears together as follows below.  
 © DORNA WSBK ORGANIZATION Srl 2024



Circuito Estoril 4.182 m

## Estoril Round, 11-13 October 2024

### Chronological Analysis Race 1

Start at 14:00'30.047

1 / 5

1° 54 T. RAZGATLIOGLU [1'37.149]							
Lap	Seg1	Seg2	Seg3	Seg4	Lap Time	km/h	Local Time
1		23.621	23.385	31.297	1'42.589		14:02'12.636
2	19.798	23.717	23.162	31.169	1'37.846	<b>319,5</b>	14:03'50.482
3	19.816	23.647	23.098	31.116	1'37.677	314,0	14:05'28.159
4	19.963	23.681	23.225	31.273	1'38.142	313,0	14:07'06.301
5	19.793	23.590	23.152	31.348	1'37.883	308,6	14:08'44.184
6	19.871	23.611	23.010	31.245	1'37.737	306,8	14:10'21.921
7	19.635	23.555	23.076	31.264	1'37.530	308,6	14:11'59.451
8	19.618	23.639	23.085	31.191	1'37.533	308,6	14:13'36.984
9	19.682	23.500	<b>22.907</b>	<b>31.060</b>	<b>1'37.149</b>	309,5	14:15'14.133
10	<b>19.529</b>	23.473	22.995	31.167	1'37.164	309,5	14:16'51.297
11	19.638	<b>23.470</b>	23.001	31.183	1'37.292	307,7	14:18'28.589
12	19.683	23.600	23.023	31.242	1'37.548	307,7	14:20'06.137
13	19.683	23.710	23.071	31.179	1'37.643	309,5	14:21'43.780
14	19.644	23.625	23.128	31.164	1'37.561	311,2	14:23'21.341
15	19.855	23.520	23.128	31.143	1'37.646	308,6	14:24'58.987
16	19.765	23.610	23.068	31.235	1'37.678	310,3	14:26'36.665
17	19.700	23.640	23.158	31.201	1'37.699	310,3	14:28'14.364
18	19.763	23.609	23.121	31.243	1'37.736	309,5	14:29'52.100
19	19.693	23.592	23.049	31.264	1'37.598	311,2	14:31'29.698
20	19.825	23.724	23.140	31.231	1'37.920	311,2	14:33'07.618
21	19.771	23.671	23.211	31.285	1'37.938	312,1	14:34'45.556

Race Time 34'15.509

2° 11 N. BULEGA [1'37.406]							
Lap	Seg1	Seg2	Seg3	Seg4	Lap Time	km/h	Local Time
1		24.018	23.447	31.230	1'42.889		14:02'12.936
2	19.834	23.801	23.437	31.033	1'38.105	317,6	14:03'51.041
3	21.047	23.839	23.279	30.971	1'39.136	<b>322,4</b>	14:05'30.177
4	19.787	<b>23.536</b>	23.187	<b>30.947</b>	1'37.457	317,6	14:07'07.634
5	20.034	23.733	23.269	31.232	1'38.268	312,1	14:08'45.902
6	20.002	23.790	23.275	31.306	1'38.373	316,7	14:10'24.275
7	19.779	23.569	<b>22.954</b>	31.179	1'37.481	317,6	14:12'01.756
8	<b>19.559</b>	23.567	23.161	31.204	1'37.491	314,9	14:13'39.247
9	19.666	23.602	23.067	31.071	<b>1'37.406</b>	315,8	14:15'16.653
10	19.850	23.618	23.198	31.098	1'37.764	315,8	14:16'54.417
11	19.767	23.561	23.095	31.319	1'37.742	314,0	14:18'32.159
12	19.774	23.732	23.151	31.327	1'37.984	310,3	14:20'10.143
13	19.881	23.632	23.195	31.359	1'38.067	312,1	14:21'48.210
14	19.861	23.640	23.131	31.316	1'37.948	311,2	14:23'26.158
15	20.017	23.826	23.500	31.316	1'38.659	311,2	14:25'04.817
16	19.817	23.742	23.360	31.354	1'38.273	310,3	14:26'43.090
17	19.943	23.754	23.259	31.263	1'38.219	309,5	14:28'21.309
18	19.770	23.667	23.193	31.319	1'37.949	310,3	14:29'59.258
19	19.863	23.783	23.253	31.268	1'38.167	310,3	14:31'37.425
20	19.915	23.876	23.396	31.368	1'38.555	311,2	14:33'15.980
21	20.126	23.794	23.446	31.431	1'38.797	310,3	14:34'54.777

Race Time 34'24.730

3° 7 I. LECUONA [1'37.584]							
Lap	Seg1	Seg2	Seg3	Seg4	Lap Time	km/h	Local Time
1		24.851	23.373	31.304	1'45.048		14:02'15.095
2	20.166	23.859	23.217	31.221	1'38.463	300,8	14:03'53.558
3	19.991	23.868	23.123	31.105	1'38.087	315,8	14:05'31.645
4	19.878	<b>23.566</b>	23.107	31.187	1'37.738	312,1	14:07'09.383
5	19.781	23.615	23.171	31.306	1'37.873	307,7	14:08'47.256
6	19.839	23.617	23.115	31.235	1'37.806	310,3	14:10'25.062
7	19.794	23.776	23.134	31.410	1'38.114	<b>316,7</b>	14:12'03.176
8	19.766	23.719	23.017	<b>31.082</b>	<b>1'37.584</b>	315,8	14:13'40.760
9	19.929	24.167	23.073	31.362	1'38.531	314,0	14:15'19.291
10	19.811	23.762	23.133	31.379	1'38.085	306,8	14:16'57.376
11	19.783	23.690	23.089	31.318	1'37.880	305,9	14:18'35.256
12	19.846	23.661	<b>23.007</b>	31.418	1'37.932	304,2	14:20'13.188
13	19.778	23.717	23.034	31.473	1'38.002	305,9	14:21'51.190

14	19.904	23.624	23.044	31.400	1'37.972	305,9	14:23'29.162
15	19.824	23.755	23.034	31.347	1'37.960	305,9	14:25'07.122
16	19.789	23.771	23.094	31.408	1'38.062	305,1	14:26'45.184
17	<b>19.718</b>	23.727	23.025	31.310	1'37.780	305,1	14:28'22.964
18	19.854	23.703	23.174	31.528	1'38.259	305,1	14:30'01.223
19	19.784	23.766	23.077	31.470	1'38.097	305,1	14:31'39.320
20	20.005	23.824	23.200	31.521	1'38.550	304,2	14:33'17.870
21	20.044	23.859	23.227	31.576	1'38.706	305,1	14:34'56.576

Race Time 34'26.529

4° 22 A. LOWES [1'37.830]							
Lap	Seg1	Seg2	Seg3	Seg4	Lap Time	km/h	Local Time
1		24.059	23.125	31.357	1'43.256		14:02'13.303
2	20.349	23.742	23.136	31.199	1'38.426	310,3	14:03'51.729
3	19.957	23.660	23.165	<b>31.048</b>	<b>1'37.830</b>	313,0	14:05'29.559
4	19.989	23.685	23.129	31.075	1'37.878	314,0	14:07'07.437
5	19.897	23.719	23.266	31.549	1'38.431	<b>315,8</b>	14:08'45.868
6	20.274	23.850	23.212	31.284	1'38.620	310,3	14:10'24.488
7	19.972	23.949	23.123	31.439	1'38.483	314,0	14:12'02.971
8	<b>19.822</b>	23.736	23.380	31.217	1'38.155	311,2	14:13'41.126
9	19.934	24.108	23.059	31.252	1'38.353	309,5	14:15'19.479
10	20.072	23.726	23.080	31.297	1'38.175	310,3	14:16'57.654
11	19.940	23.702	23.127	31.349	1'38.118	310,3	14:18'35.772
12	19.851	23.645	<b>23.040</b>	31.332	1'37.868	307,7	14:20'13.640
13	19.825	23.668	23.144	31.286	1'37.923	309,5	14:21'51.563
14	20.029	23.687	23.061	31.386	1'38.163	308,6	14:23'29.726
15	20.016	23.619	23.050	31.300	1'37.985	308,6	14:25'07.711
16	19.855	23.650	23.141	31.346	1'37.992	308,6	14:26'45.703
17	19.885	23.700	23.121	31.327	1'38.033	306,8	14:28'23.736
18	19.866	<b>23.618</b>	23.161	31.418	1'38.063	306,8	14:30'01.799
19	19.842	23.868	23.090	31.431	1'38.231	306,8	14:31'40.030
20	20.065	23.769	23.175	31.503	1'38.512	307,7	14:33'18.542
21	19.892	23.670	23.648	31.777	1'38.987	308,6	14:34'57.529

Race Time 34'27.482

5° 65 J. REA [1'37.922]							
Lap	Seg1	Seg2	Seg3	Seg4	Lap Time	km/h	Local Time
1		23.916	<b>23.047</b>	31.129	1'42.497		14:02'12.544
2	20.034	23.834	23.404	<b>31.055</b>	1'38.327	305,9	14:03'50.871
3	20.204	23.816	23.142	31.147	1'38.309	<b>308,6</b>	14:05'29.180
4	20.164	23.659	23.136	31.184	1'38.143	304,2	14:07'07.323
5	20.157	23.747	23.143	31.426	1'38.473	<b>308,6</b>	14:08'45.796
6	20.001	23.735	23.141	31.409	1'38.286	305,9	14:10'24.082
7	20.127	23.772	23.104	31.408	1'38.411	300,8	14:12'02.493
8	<b>19.865</b>	23.699	23.153	31.454	1'38.171	304,2	14:13'40.664
9	19.955	24.229	23.622	31.454	1'39.260	302,5	14:15'19.924
10	19.981	23.723	23.091	31.356	1'38.151	305,1	14:16'58.075
11	19.899	23.702	23.182	31.347	1'38.130	305,9	14:18'36.205
12	19.885	23.716	23.213	31.274	1'38.088	304,2	14:20'14.293
13	19.931	23.676	23.088	31.435	1'38.130	303,4	14:21'52.423
14	19.905	23.718	23.072	31.395	1'38.090	304,2	14:23'30.513
15	19.894	<b>23.622</b>	23.095	31.311	<b>1'37.922</b>	304,2	14:25'08.435
16	20.003	23.772	23.221	31.432	1'38.428	303,4	14:26'46.863
17	19.870	23.725	23.156	31.441	1'38.192	303,4	14:28'25.055
18	19.894	23.693	23.279	31.512	1'38.378	301,7	14:30'03.433
19	19.910	23.765	23.283	31.532	1'38.490	301,7	14:31'41.923
20	20.024	23.863	23.313	31.475	1'38.675	301,7	14:33'20.598
21	20.089	23.832	23.358	31.697	1'38.976	301,7	14:34'59.574

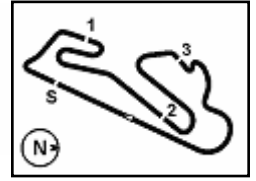
Race Time 34'29.527

6° 31 G. GERLOFF [1'37.920]							
Lap	Seg1	Seg2	Seg3	Seg4	Lap Time	km/h	Local Time
1		24.333	23.498	31.483	1'45.162		14:02'15.209
2	20.241	23.788	23.481	31.347	1'38.857	305,1	14:03'54.066
3	20.035	23.642	<b>23.184</b>	31.363	1'38.224	313,0	14:05'32.290
4	19.961	24.039	23.245	31.400	1'38.645	<b>317,6</b>	14:07'10.935

12/10/2024 P = Pits In/Out - C = Lap Time Cancelled

These data/results cannot be reproduced, stored and/or transmitted in whole or in part by any manner of electronic, mechanical, photocopying, recording, broadcasting or otherwise now known or herein after developed without the previous express consent by the copyright owner, except for reproduction in daily press and regular printed publications on sale to the public within 60 days of the event related to those data/results and always provided that copyright symbol appears together as follows below.

© DORNA WSBK ORGANIZATION Srl 2024



Circuito Estoril 4.182 m

**Estoril Round, 11-13 October 2024**  
**Chronological Analysis Race 1**

Start at 14:00'30.047

2 / 5

5	20.086	24.078	23.241	31.263	1'38.668	307,7	14:08'49.603	20	20.193	24.083	23.539	31.677	1'39.492	310,3	14:33'30.031
6	19.950	23.748	23.341	31.289	1'38.328	314,9	14:10'27.931	21	20.011	23.993	23.337	31.773	1'39.114	310,3	14:35'09.145
7	19.872	23.821	23.293	31.489	1'38.475	316,7	14:12'06.406	Race Time 34'39.098							

<b>9° 29 A. IANNONE [1'38.296]</b>															
Lap	Seg.1	Seg.2	Seg.3	Seg.4	Lap Time	km/h	Local Time								
1		24.284	23.511	<b>31.103</b>	1'44.115		14:02'14.162								
2	20.167	23.943	23.451	31.231	1'38.792	307,7	14:03'52.954								
3	20.322	23.819	23.324	31.444	1'38.909	<b>315,8</b>	14:05'31.863								
4	20.115	23.887	<b>23.257</b>	31.736	1'38.995	310,3	14:07'10.858								
5	20.007	23.907	23.269	31.295	1'38.478	<b>315,8</b>	14:08'49.336								
6	19.950	23.812	23.373	31.332	1'38.467	313,0	14:10'27.803								
7	21.213	23.991	23.596	31.633	1'40.433	314,9	14:12'08.236								
8	19.942	23.821	23.317	31.262	1'38.342	314,0	14:13'46.578								
9	19.905	23.766	23.455	31.316	1'38.442	314,0	14:15'25.020								
10	19.960	23.721	23.349	31.410	1'38.440	313,0	14:17'03.460								
11	20.029	23.712	23.286	31.269	<b>1'38.296</b>	314,9	14:18'41.756								
12	20.931	23.866	23.588	31.493	1'39.878	<b>315,8</b>	14:20'21.634								
13	20.246	23.843	23.478	31.390	1'38.957	313,0	14:22'00.591								
14	20.213	23.906	23.498	31.435	1'39.052	313,0	14:23'39.643								
15	20.026	23.841	23.586	31.443	1'38.896	312,1	14:25'18.539								
16	19.932	23.797	23.478	31.483	1'38.690	312,1	14:26'57.229								
17	19.907	23.807	23.371	31.427	1'38.512	312,1	14:28'35.741								
18	19.940	<b>23.630</b>	23.627	31.508	1'38.705	310,3	14:30'14.446								
19	<b>19.820</b>	23.957	23.416	31.338	1'38.531	311,2	14:31'52.977								
20	20.055	23.744	23.382	31.334	1'38.515	312,1	14:33'31.492								
21	19.990	23.695	23.313	31.305	1'38.303	314,0	14:35'09.795								
Race Time 34'39.748															

<b>7° 60 M. VAN DER MARK [1'38.009]</b>															
Lap	Seg.1	Seg.2	Seg.3	Seg.4	Lap Time	km/h	Local Time								
1		24.230	23.359	31.706	1'44.273		14:02'14.320								
2	20.323	23.901	23.315	<b>31.151</b>	1'38.690	300,0	14:03'53.010								
3	20.036	23.720	23.153	31.213	1'38.122	<b>315,8</b>	14:05'31.132								
4	20.076	23.722	23.423	31.358	1'38.579	314,0	14:07'09.711								
5	19.916	23.741	23.233	31.343	1'38.233	313,0	14:08'47.944								
6	19.822	<b>23.663</b>	23.273	31.251	<b>1'38.009</b>	313,0	14:10'25.953								
7	19.829	23.827	<b>23.131</b>	31.304	1'38.091	313,0	14:12'04.044								
8	<b>19.692</b>	23.896	23.193	31.368	1'38.149	313,0	14:13'42.193								
9	19.950	23.939	23.232	31.380	1'38.501	311,2	14:15'20.694								
10	19.855	23.792	23.182	31.441	1'38.270	312,1	14:16'58.964								
11	19.926	23.792	23.307	31.413	1'38.438	310,3	14:18'37.402								
12	19.821	23.776	23.307	31.422	1'38.326	308,6	14:20'15.728								
13	19.872	23.831	23.351	31.488	1'38.542	309,5	14:21'54.270								
14	19.858	23.814	23.188	31.440	1'38.300	309,5	14:23'32.570								
15	19.880	23.882	23.297	31.490	1'38.549	308,6	14:25'11.119								
16	19.877	23.885	23.402	31.517	1'38.681	307,7	14:26'49.800								
17	19.931	23.860	23.446	31.546	1'38.783	307,7	14:28'28.583								
18	20.034	23.905	23.443	31.566	1'38.948	306,8	14:30'07.531								
19	19.999	24.041	23.553	31.571	1'39.164	308,6	14:31'46.695								
20	20.114	24.055	23.321	31.464	1'38.954	308,6	14:33'25.649								
21	20.015	24.035	23.366	31.741	1'39.157	310,3	14:35'04.806								
Race Time 34'34.759															

<b>10° 53 T. RABAT [1'38.520]</b>															
Lap	Seg.1	Seg.2	Seg.3	Seg.4	Lap Time	km/h	Local Time								
1		24.661	24.000	31.794	1'47.005		14:02'17.052								
2	20.301	24.139	23.417	31.304	1'39.161	312,1	14:03'56.213								
3	20.381	23.852	23.419	31.331	1'38.983	312,1	14:05'35.196								
4	20.108	23.909	23.269	<b>31.249</b>	1'38.535	311,2	14:07'13.731								
5	20.163	23.806	23.429	31.298	1'38.696	306,8	14:08'52.427								
6	20.289	23.987	23.619	31.440	1'39.335	306,8	14:10'31.762								
7	20.123	<b>23.790</b>	23.275	31.355	1'38.543	312,1	14:12'10.305								
8	20.217	23.820	<b>23.229</b>	31.254	<b>1'38.520</b>	312,1	14:13'48.825								
9	20.160	23.931	23.343	31.737	1'39.171	<b>319,5</b>	14:15'27.996								
10	20.248	23.930	23.362	31.537	1'39.077	309,5	14:17'07.073								
11	20.115	23.887	23.458	31.500	1'38.960	307,7	14:18'46.033								
12	20.150	24.029	23.361	31.356	1'38.896	305,9	14:20'24.929								
13	<b>20.019</b>	23.879	23.399	31.516	1'38.813	309,5	14:22'03.742								
14	20.069	23.989	23.462	31.357	1'38.877	310,3	14:23'42.619								
15	20.068	24.052	23.493	31.460	1'39.073	309,5	14:25'21.692								
16	20.038	24.021	23.375	31.643	1'39.077	307,7	14:27'00.769								
17	20.099	23.896	23.333	31.476	1'38.804	308,6	14:28'39.573								
18	20.252	23.936	23.664	31.428	1'39.280	306,8	14:30'18.853								
19	20.098	23.929	23.384	31.544	1'38.955	307,7	14:31'57.808								
20	20.176	24.045	23.396	31.560	1'39.177	307,7	14:33'36.985								
21	20.144	24.046	23.272	32.002	1'39.464	307,7	14:35'16.449								
Race Time 34'46.402															

<b>8° 97 X. VIERGE [1'38.075]</b>															
Lap	Seg.1	Seg.2	Seg.3	Seg.4	Lap Time	km/h	Local Time								
1		24.299	23.467	31.561	1'44.689		14:02'14.736								
2	20.114	23.980	23.255	31.313	1'38.662	311,2	14:03'53.398								
3	20.043	23.858	23.432	31.363	1'38.696	316,7	14:05'32.094								
4	19.910	24.046	<b>23.119</b>	31.520	1'38.595	<b>319,5</b>	14:07'10.689								
5	19.889	<b>23.717</b>	23.175	31.358	1'38.139	313,0	14:08'48.828								
6	19.782	23.751	23.239	<b>31.303</b>	<b>1'38.075</b>	313,0	14:10'26.903								
7	19.774	23.783	23.262	31.420	1'38.239	312,1	14:12'05.142								
8	<b>19.764</b>	23.904	23.206	31.352	1'38.226	313,0	14:13'43.368								
9	19.958	23.830	23.341	31.355	1'38.484	312,1	14:15'21.852								
10	19.815	23.830	23.252	31.443	1'38.340	312,1	14:17'00.192								
11	19.794	23.862	23.317	31.362	1'38.335	314,0	14:18'38.527								
12	20.061	23.946	23.326	31.528	1'38.861	311,2	14:20'17.388								
13	19.971	23.857	23.239	31.424	1'38.491	311,2	14:21'55.879								
14	19.936	23.907	23.263	31.591	1'38.697	313,0	14:23'34.576								
15	20.035	23.931	23.392	31.565	1'38.923	311,2	14:25'13.499								
16	19.877	23.985	23.515	31.827	1'39.204	310,3	14:26'52.703								
17	20.069	23.938	23.452	31.588	1'39.047	314,9	14:28'31.750								
18	20.166	23.992	23.530	31.637	1'39.325	311,2	14:30'11.075								
19	19.935	24.089	23.624	31.816	1'39.464	311,2	14:31'50.539								

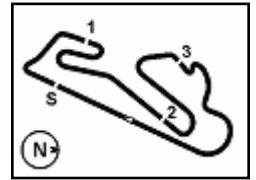
<b>11° 21 M. RINALDI [1'38.726]</b>															
Lap	Seg.1	Seg.2	Seg.3	Seg.4	Lap Time	km/h	Local Time								
1		24.510	23.376	31.465	1'44.766		14:02'14.813								
2	20.257	<b>23.965</b>	23.514	31.463	1'39.199	308,6	14:03'54.012								
3	20.242	24.020	23.315	<b>31.438</b>	1'39.015	311,2	14:05'33.027								
4	19.997	24.243	<b>23.169</b>	31.617	1'39.026	313,0	14:07'12.053								
5	20.425	24.150	23.267	31.635	1'39.477	310,3	14:08'51.530								
6	20.326	24.132	23.183	31.599	1'39.240	308,6	14:10'30.770								
7	20.172	23.976	23.330	31.651	1'39.129	306,8	14:12'09.899								
8	19.957	24.059	23.186	31.636	1'38.838	307,7	14:13'48.737								
9	20.322	24.186	23.386	31.701	1'39.595	308,6	14:15'28.332								
10	20.213	24.128	23.335	31.538	1'39.214	312,1	14:17'07.546								

12/10/2024 P = Pits In/Out - C = Lap Time Cancelled

These data/results cannot be reproduced, stored and/or transmitted in whole or in part by any manner of electronic, mechanical, photocopying, recording, broadcasting or otherwise now known or herein after developed without the previous express consent by the copyright owner, except for reproduction in daily press and regular printed publications on sale to the public within 60 days of the event related to those data/results and always provided that copyright symbol appears together as follows below.

© DORNA WSBK ORGANIZATION Srl 2024





Circuito Estoril 4.182 m

**Estoril Round, 11-13 October 2024**  
**Chronological Analysis Race 1**

Start at 14:00'30.047

3 / 5

11	20.157	24.034	23.406	31.651	1'39.248	308,6	14:18'46.794	2	20.197	24.032	23.384	31.636	1'39.249	307,7	14:03'55.708
12	20.119	24.083	23.613	31.599	1'39.414	309,5	14:20'26.208	3	20.408	24.025	23.420	31.654	1'39.507	312,1	14:05'35.215
13	20.010	24.076	23.306	31.611	1'39.003	313,0	14:22'05.211	4	20.438	23.948	23.358	31.651	1'39.395	305,1	14:07'14.610
14	19.960	24.020	23.230	31.516	<b>1'38.726</b>	313,0	14:23'43.937	5	20.028	24.007	23.412	31.758	1'39.205	305,9	14:08'53.815
15	20.011	23.994	23.354	31.504	1'38.863	312,1	14:25'22.800	6	20.067	24.058	23.356	31.712	1'39.193	305,9	14:10'33.008
16	19.901	23.998	23.278	31.600	1'38.777	312,1	14:27'01.577	7	20.102	23.926	23.429	31.652	1'39.109	307,7	14:12'12.117
17	20.014	24.005	23.241	31.609	1'38.869	312,1	14:28'40.446	8	20.088	23.951	23.409	31.657	1'39.105	310,3	14:13'51.222
18	20.051	23.985	23.464	31.679	1'39.179	310,3	14:30'19.625	9	20.104	23.915	23.396	31.716	1'39.131	309,5	14:15'30.353
19	<b>19.896</b>	24.009	23.278	31.666	1'38.849	<b>316,7</b>	14:31'58.474	10	20.069	24.001	23.328	31.608	1'39.006	308,6	14:17'09.359
20	20.016	24.024	23.263	31.557	1'38.860	308,6	14:33'37.334	11	20.143	23.865	23.352	31.646	1'39.006	310,3	14:18'48.365
21	20.012	24.087	23.354	31.712	1'39.165	309,5	14:35'16.499	12	20.041	23.923	23.385	31.625	1'38.974	309,5	14:20'27.339

Race Time 34'46.452

**12° 45 S. REDDING (1'38.505)**

Lap	Seg1	Seg2	Seg3	Seg4	Lap Time	km/h	Local Time
1		24.533	23.522	<b>31.424</b>	1'45.445		14:02'15.492
2	20.448	23.973	23.354	31.427	1'39.202	310,3	14:03'54.694
3	20.048	23.860	<b>23.182</b>	31.429	1'38.519	312,1	14:05'33.213
4	20.024	24.093	23.775	31.476	1'39.368	<b>316,7</b>	14:07'12.581
5	20.400	23.851	23.233	31.693	1'39.177	310,3	14:08'51.758
6	20.144	24.332	23.238	31.763	1'39.477	313,0	14:10'31.235
7	<b>19.944</b>	<b>23.732</b>	24.393	31.780	1'39.849	310,3	14:12'11.084
8	20.070	23.968	23.373	31.669	1'39.080	309,5	14:13'50.164
9	20.091	23.980	23.345	31.577	1'38.993	307,7	14:15'29.157
10	20.193	23.865	23.326	31.662	1'39.046	309,5	14:17'08.203
11	20.023	23.874	23.347	31.613	1'38.857	308,6	14:18'47.060
12	20.072	23.867	23.338	31.522	1'38.799	312,1	14:20'25.859
13	20.039	23.905	23.338	31.612	1'38.894	310,3	14:22'04.753
14	20.003	23.738	23.183	31.581	<b>1'38.505</b>	310,3	14:23'43.258
15	19.970	23.892	23.364	31.540	1'38.766	311,2	14:25'22.024
16	19.993	23.763	23.605	31.722	1'39.083	312,1	14:27'01.107
17	20.034	23.789	23.328	31.781	1'38.932	312,1	14:28'40.039
18	20.104	23.897	23.697	31.795	1'39.493	309,5	14:30'19.532
19	20.248	24.017	23.400	31.603	1'39.268	309,5	14:31'58.800
20	20.030	23.988	23.440	31.570	1'39.028	313,0	14:33'37.828
21	20.159	23.863	23.401	31.781	1'39.204	313,0	14:35'17.032

Race Time 34'46.985

**13° 14 S. LOWES (1'38.688)**

Lap	Seg1	Seg2	Seg3	Seg4	Lap Time	km/h	Local Time
1		24.395	23.866	<b>31.374</b>	1'44.923		14:02'14.970
2	20.804	23.962	23.480	32.195	1'40.441	288,8	14:03'55.411
3	20.250	<b>23.740</b>	23.305	31.753	1'39.048	311,2	14:05'34.459
4	20.134	23.807	<b>23.285</b>	31.620	1'38.846	307,7	14:07'13.305
5	20.071	23.939	23.323	31.611	1'38.944	309,5	14:08'52.249
6	20.050	24.180	24.041	31.678	1'39.949	<b>312,1</b>	14:10'32.198
7	20.103	23.851	23.544	31.679	1'39.177	308,6	14:12'11.375
8	20.245	23.943	23.307	31.716	1'39.211	309,5	14:13'50.586
9	20.216	23.831	23.483	31.644	1'39.174	309,5	14:15'29.760
10	20.125	24.152	23.321	31.601	1'39.199	308,6	14:17'08.959
11	20.097	23.749	23.435	31.693	1'38.974	307,7	14:18'47.933
12	20.051	23.842	23.455	31.664	1'39.012	307,7	14:20'26.945
13	20.082	23.764	23.322	31.538	1'38.706	309,5	14:22'05.651
14	20.027	23.816	23.359	31.486	<b>1'38.688</b>	311,2	14:23'44.339
15	20.008	23.813	23.577	31.575	1'38.973	311,2	14:25'23.312
16	<b>19.991</b>	23.905	23.440	31.765	1'39.101	310,3	14:27'02.413
17	20.171	23.821	23.351	31.621	1'38.964	306,8	14:28'41.377
18	20.077	23.885	23.370	31.685	1'39.017	306,8	14:30'20.394
19	20.140	23.867	23.322	31.741	1'39.070	306,8	14:31'59.464
20	20.085	23.885	23.383	31.645	1'38.998	308,6	14:33'38.462
21	20.010	23.908	23.348	31.530	1'38.796	309,5	14:35'17.258

Race Time 34'47.211

**14° 77 D. AEGERTER (1'38.778)**

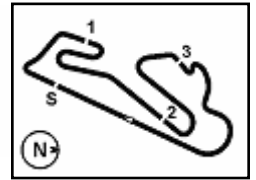
Lap	Seg1	Seg2	Seg3	Seg4	Lap Time	km/h	Local Time
1		24.701	23.948	31.607	1'46.412		14:02'16.459

12/10/2024 P = Pits In/Out - C = Lap Time Cancelled

These data/results cannot be reproduced, stored and/or transmitted in whole or in part by any manner of electronic, mechanical, photocopying, recording, broadcasting or otherwise now known or herein after developed without the previous express consent by the copyright owner, except for reproduction in daily press and regular printed publications on sale to the public within 60 days of the event related to those data/results and always provided that copyright symbol appears together as follows below.

© DORNA WSBK ORGANIZATION Srl 2024





Circuito Estoril 4.182 m

**Estoril Round, 11-13 October 2024**  
**Chronological Analysis Race 1**

Start at 14:00'30.047

4 / 5

17	20.156	24.124	23.577	31.761	1'39.618	300,8	14:28'52.665	8	19.869	23.723	<b>23.026</b>	31.218	1'37.836	316,7	14:13'37.846
18	20.292	24.217	23.684	31.945	1'40.138	300,0	14:30'32.803	9	19.699	23.586	23.030	31.297	1'37.612	316,7	14:15'15.458
19	20.159	24.226	23.847	31.913	1'40.145	302,5	14:32'12.948	10	19.791	23.713	23.115	31.312	1'37.931	314,9	14:16'53.389
20	20.389	24.315	23.746	31.885	1'40.335	303,4	14:33'53.283	11	19.719	<b>23.578</b>	23.686	1'21.204	2'28.187P	315,8	14:19'21.576
21	20.510	24.223	23.687	32.079	1'40.499	297,5	14:35'33.782	12	4'12.550	24.649	23.581	31.529	5'32.309P		14:24'53.885

Race Time 35'03.735

<b>17° 5 P. DETTL (1'39.549)</b>							
Lap	Seg1	Seg2	Seg3	Seg4	Lap Time	km/h	Local Time
1		24.856	24.039	32.072	1'47.672		14:02'17.719
2	20.282	24.122	23.714	31.892	1'40.010	303,4	14:03'57.729
3	20.396	24.167	23.695	<b>31.799</b>	1'40.057	304,2	14:05'37.786
4	20.281	23.998	23.622	31.954	1'39.855	304,2	14:07'17.641
5	20.184	23.990	23.635	31.879	1'39.688	304,2	14:08'57.329
6	20.141	24.043	23.556	31.819	1'39.559	303,4	14:10'36.888
7	20.078	24.017	23.733	31.875	1'39.703	304,2	14:12'16.591
8	20.148	<b>23.948</b>	24.438	32.014	1'40.548	305,1	14:13'57.139
9	20.095	24.181	23.846	31.950	1'40.072	301,7	14:15'37.211
10	<b>20.011</b>	24.062	23.578	31.898	<b>1'39.549</b>	300,8	14:17'16.760
11	20.081	24.021	23.653	31.941	1'39.696	303,4	14:18'56.456
12	20.164	24.038	23.655	31.890	1'39.747	<b>306,8</b>	14:20'36.203
13	20.139	24.049	23.583	31.943	1'39.714	305,9	14:22'15.917
14	20.164	24.160	23.592	31.950	1'39.866	<b>306,8</b>	14:23'55.783
15	20.083	24.050	23.537	31.949	1'39.619	302,5	14:25'35.402
16	20.087	24.058	<b>23.501</b>	32.183	1'39.829	300,0	14:27'15.231
17	20.035	24.112	23.587	32.133	1'39.867	299,2	14:28'55.098
18	20.187	24.204	23.637	32.056	1'40.084	298,3	14:30'35.182
19	20.311	24.311	23.714	32.140	1'40.476	300,0	14:32'15.658
20	20.343	24.170	23.642	32.132	1'40.287	298,3	14:33'55.945
21	20.232	24.375	23.814	32.190	1'40.611	299,2	14:35'36.556

Race Time 35'06.509

<b>18° 95 T. MACKENZIE (1'39.661)</b>							
Lap	Seg1	Seg2	Seg3	Seg4	Lap Time	km/h	Local Time
1		24.969	23.954	31.971	1'46.684		14:02'16.731
2	20.345	24.224	23.914	32.143	1'40.626	<b>311,2</b>	14:03'57.357
3	20.332	24.123	23.602	31.756	1'39.813	306,8	14:05'37.170
4	20.241	24.125	23.755	31.765	1'39.886	305,1	14:07'17.056
5	20.311	24.149	23.579	<b>31.733</b>	1'39.772	305,1	14:08'56.828
6	20.279	<b>24.080</b>	23.541	31.761	<b>1'39.661</b>	310,3	14:10'36.489
7	20.098	24.152	23.647	31.847	1'39.744	305,1	14:12'16.233
8	20.209	24.218	23.618	31.968	1'40.013	304,2	14:13'56.246
9	20.296	24.157	23.868	31.861	1'40.182	302,5	14:15'36.428
10	20.098	24.344	23.526	31.989	1'39.957	303,4	14:17'16.385
11	<b>20.091</b>	24.138	<b>23.519</b>	31.950	1'39.698	304,2	14:18'56.083
12	20.092	24.155	23.637	31.912	1'39.796	303,4	14:20'35.879
13	20.112	24.151	23.564	31.907	1'39.734	302,5	14:22'15.613
14	20.216	24.341	23.997	32.043	1'40.597	306,8	14:23'56.210
15	20.250	24.179	23.654	31.959	1'40.042	303,4	14:25'36.252
16	20.255	24.392	23.700	32.024	1'40.371	306,8	14:27'16.623
17	20.206	24.230	23.639	31.982	1'40.057	302,5	14:28'56.680
18	20.447	24.225	25.173	32.264	1'42.109	301,7	14:30'38.789
19	20.208	24.342	24.528	32.231	1'41.309	300,8	14:32'20.098
20	20.115	24.382	24.112	32.002	1'40.611	302,5	14:34'00.709
21	20.183	24.367	23.594	32.096	1'40.240	300,0	14:35'40.949

Race Time 35'10.902

<b>19° 1 A. BAUTISTA (1'37.461)</b>							
Lap	Seg1	Seg2	Seg3	Seg4	Lap Time	km/h	Local Time
1		23.863	23.311	31.531	1'43.337		14:02'13.384
2	19.982	23.663	23.165	31.084	1'37.894	<b>321,4</b>	14:03'51.278
3	19.960	23.751	23.253	<b>31.036</b>	1'38.000	317,6	14:05'29.278
4	19.844	23.587	23.055	31.146	1'37.632	316,7	14:07'06.910
5	20.007	23.583	23.141	31.234	1'37.965	316,7	14:08'44.875
6	19.823	23.663	23.074	31.114	1'37.674	312,1	14:10'22.549
7	<b>19.658</b>	23.623	23.034	31.146	<b>1'37.461</b>	316,7	14:12'00.010

12/10/2024 P = Pits In/Out - C = Lap Time Cancelled

These data/results cannot be reproduced, stored and/or transmitted in whole or in part by any manner of electronic, mechanical, photocopying, recording, broadcasting or otherwise now known or herein after developed without the previous express consent by the copyright owner, except for reproduction in daily press and regular printed publications on sale to the public within 60 days of the event related to those data/results and always provided that copyright symbol appears together as follows below.

© DORNA WSBK ORGANIZATION Srl 2024

13	19.768	23.821	23.216	31.457	1'38.262	312,1	14:26'32.147
14	19.829	23.771	23.151	31.373	1'38.124	314,9	14:28'10.271
15	19.684	23.716	23.178	31.330	1'37.908	314,9	14:29'48.179
16	19.811	23.742	23.325	31.486	1'38.364	314,0	14:31'26.543
17	19.876	23.845	23.203	31.527	1'38.451	314,0	14:33'04.994
18	19.770	23.922	23.283	31.490	1'38.465	314,9	14:34'43.459
19	20.227	23.862	23.403	31.627	1'39.119	291,9	14:36'22.578

Race Time 35'52.531

<b>20° 91 L. BERNARDI (1'40.509)</b>							
Lap	Seg1	Seg2	Seg3	Seg4	Lap Time	km/h	Local Time
1		25.011	24.488	32.207	1'48.454		14:02'18.501
2	21.037	24.560	24.482	32.482	1'42.561	290,3	14:04'01.062
3	20.708	24.627	24.165	32.529	1'42.029	<b>300,0</b>	14:05'43.091
4	20.663	24.663	24.242	32.759	1'42.327	297,5	14:07'25.418
5	20.637	24.742	24.377	40.376	1'50.132P	296,7	14:09'15.550
6	4'22.997	25.329	24.268	32.591	5'45.185P		14:15'00.735
7	20.531	24.529	23.976	32.480	1'41.516	298,3	14:16'42.251
8	20.911	25.065	23.984	32.710	1'42.670	293,5	14:18'24.921
9	20.667	24.590	25.361	32.665	1'43.283	295,1	14:20'08.204
10	33.943	24.929	29.972	32.616	2'01.460	295,9	14:22'09.664
11	20.950	24.602	25.311	36.833	1'47.696	297,5	14:23'57.360
12	20.853	24.443	23.884	32.456	1'41.636	289,5	14:25'38.996
13	20.514	24.409	23.858	32.416	1'41.197	299,2	14:27'20.193
14	20.374	24.527	23.810	32.337	1'41.048	298,3	14:29'01.241
15	20.472	<b>24.350</b>	24.019	32.336	1'41.177	298,3	14:30'42.418
16	20.382	24.487	24.002	32.242	1'41.113	297,5	14:32'23.531
17	<b>20.302</b>	24.408	23.799	<b>32.125</b>	1'40.634	<b>300,0</b>	14:34'04.165
18	20.334	24.371	<b>23.624</b>	32.180	<b>1'40.509</b>	299,2	14:35'44.674

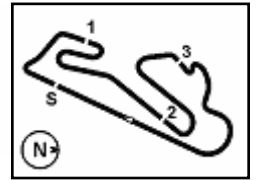
Race Time 35'14.627

<b>RET 55 A. LOCATELLI (1'37.708)</b>							
Lap	Seg1	Seg2	Seg3	Seg4	Lap Time	km/h	Local Time
1		23.753	23.164	31.391	1'42.317		14:02'12.364
2	19.713	23.617	<b>23.021</b>	31.357	<b>1'37.708</b>	305,9	14:03'50.072
3	19.747	23.680	<b>23.021</b>	31.454	1'37.902	301,7	14:05'27.974
4	19.851	23.843	23.073	31.558	1'38.325	300,8	14:07'06.299
5	20.011	23.664	23.188	31.370	1'38.233	299,2	14:08'44.532
6	19.874	<b>23.603</b>	23.075	<b>31.313</b>	1'37.865	303,4	14:10'22.397
7	19.979	23.703	23.056	31.335	1'38.073	305,9	14:12'00.470
8	<b>19.664</b>	23.754	23.198	31.389	1'38.005	<b>307,7</b>	14:13'38.475
9	19.727	23.664	23.052	31.443	1'37.886	306,8	14:15'16.361
10	19.774	23.807	23.115	31.413	1'38.109	306,8	14:16'54.470
11	19.914	23.736	23.144	31.475	1'38.269	305,9	14:18'32.739
12	19.838	23.826	23.160	31.504	1'38.328	305,9	14:20'11.067
13	19.717	23.761	23.150	31.455	1'38.083	306,8	14:21'49.150
14	19.729	23.795	23.188	31.590	1'38.302	306,8	14:23'27.452
15	19.761	23.767				305,9	

Race Time 22'57.405

<b>RET 9 D. PETRUCCI (1'38.080)</b>							
Lap	Seg1	Seg2	Seg3	Seg4	Lap Time	km/h	Local Time
1		23.716	23.213	31.494	1'42.280		14:02'12.327
2	20.014	<b>23.640</b>	<b>23.096</b>	31.330	<b>1'38.080</b>	308,6	14:03'50.407
3	<b>19.751</b>	23.780	23.426	<b>31.315</b>	1'38.272	<b>314,9</b>	14:05'28.679
4	19.960	23.742	23.182	31.338	1'38.222	313,0	14:07'06.901
5	20.180	23.864	23.202	31.468	1'38.714	311,2	14:08'45.615
6	19.970	23.833	23.182	31.690	1'38.675	314,0	14:10'24.290
7	20.062	23.898				311,2	

Race Time 9'54.243



## Estoril Round, 11-13 October 2024 Chronological Analysis Race 1

Start at 14:00'30.047

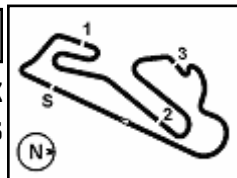
RET								47 A. BASSANI [1'37.881]							
Lap	Seg.1	Seg.2	Seg.3	Seg.4	Lap Time	km/h	Local Time	Lap	Seg.1	Seg.2	Seg.3	Seg.4	Lap Time	km/h	Local Time
1		24.018	23.378	31.619	1'43.938		14:02'13.985								
2	19.936	23.642	23.254	<b>31.049</b>	<b>1'37.881</b>	<b>315,8</b>	14:03'51.866								
3	20.146	23.677	23.245	31.213	1'38.281	308,6	14:05'30.147								
4	20.098	<b>23.595</b>	23.255	31.322	1'38.270	304,2	14:07'08.417								
5	<b>19.834</b>	23.753	23.322	31.388	1'38.297	314,0	14:08'46.714								
6	19.929	23.781	<b>23.190</b>	31.217	1'38.117	314,0	14:10'24.831								
7	19.975	24.040				314,9									
								Race Time 9'54.784							

RET								87 R. GARDNER							
Lap	Seg.1	Seg.2	Seg.3	Seg.4	Lap Time	km/h	Local Time	Lap	Seg.1	Seg.2	Seg.3	Seg.4	Lap Time	km/h	Local Time
1		24.593	23.921	<b>31.342</b>	1'45.535		14:02'15.582								
2	<b>20.395</b>	<b>24.177</b>	<b>23.303</b>			<b>305,1</b>									
								Race Time 1'45.535							

12/10/2024 P = Pits In/Dut - C = Lap Time Cancelled

These data/results cannot be reproduced, stored and/or transmitted in whole or in part by any manner of electronic, mechanical, photocopying, recording, broadcasting or otherwise now known or herein after developed without the previous express consent by the copyright owner, except for reproduction in daily press and regular printed publications on sale to the public within 60 days of the event related to those data/results and always provided that copyright symbol appears together as follows below.

© DORNA WSBK ORGANIZATION Srl 2024



## Estoril Round, 11-13 October 2024

### Best Laps & Speeds

No.	Rider Bike	Nat	Best Lap		FP1		FP2		FP3		SP		RC1	
			LL	SPD	LL	SPD	LL	SPD	LL	SPD	LL	SPD	LL	SPD
1	<b>54 T. RAZGATLIOGLU</b> BMW M 1000 RR	TUR	<b>1'37.149</b> 47 319,5		1'52.344 6 302,5		1'37.355 8 310,3		1'53.368 7 296,7		1'52.430 5 305,9		<b>1'37.149</b> 21 <b>319,5</b>	
2	<b>11 N. BULEGA</b> Ducati Panigale V4R	ITA	<b>1'37.406</b> 52 322,4		1'53.291 6 300,0		1'38.395 12 311,2		1'55.553 6 298,3		1'53.429 7 300,0		<b>1'37.406</b> 21 <b>322,4</b>	
3	<b>1 A. BAUTISTA</b> Ducati Panigale V4R	ESP	<b>1'37.461</b> 62 321,4		1'53.247 16 298,3		1'38.247 11 314,0		1'54.410 10 295,1		1'54.239 6 295,9		<b>1'37.461</b> 19 <b>321,4</b>	
4	<b>7 I. LECUONA</b> Honda CBR1000 RR-R	ESP	<b>1'37.584</b> 56 316,7		1'54.326 16 298,3		1'38.249 13 308,6				1'54.678 6 298,3		<b>1'37.584</b> 21 <b>316,7</b>	
5	<b>55 A. LOCATELLI</b> Yamaha YZF R1	ITA	<b>1'37.708</b> 50 307,7		1'53.692 15 297,5		1'38.702 8 302,5		1'54.454 6 300,8		1'53.357 7 296,7		<b>1'37.708</b> 14 <b>307,7</b>	
6	<b>22 A. LOWES</b> Kawasaki ZX-10RR	GBR	<b>1'37.830</b> 44 315,8		1'52.778 8 295,9		1'38.074 10 306,8		1'56.279 1 295,9		1'53.937 4 298,3		<b>1'37.830</b> 21 <b>315,8</b>	
7	<b>47 A. BASSANI</b> Kawasaki ZX-10RR	ITA	<b>1'37.881</b> 35 315,8		1'54.113 10 289,5		1'38.437 12 309,5				1'54.049 7 305,9		<b>1'37.881</b> 6 <b>315,8</b>	
8	<b>31 G. GERLOFF</b> BMW M 1000 RR	USA	<b>1'37.920</b> 58 317,6		1'54.264 18 300,0		1'38.438 13 314,9				1'55.887 6 301,7		<b>1'37.920</b> 21 <b>317,6</b>	
9	<b>65 J. REA</b> Yamaha YZF R1	GBR	<b>1'37.922</b> 58 308,6		1'53.229 11 296,7		1'38.572 12 307,7		1'53.126 8 297,5		1'52.939 6 300,0		<b>1'37.922</b> 21 <b>308,6</b>	
10	<b>60 M. VAN DER MARK</b> BMW M 1000 RR	NED	<b>1'38.009</b> 52 315,8		1'55.496 5 272,0		1'39.675 9 312,1		1'54.386 10 300,0		1'53.628 7 295,9		<b>1'38.009</b> 21 <b>315,8</b>	
11	<b>9 D. PETRUCCI</b> Ducati Panigale V4R	ITA	<b>1'38.065</b> 47 314,9		1'52.650 14 303,4		<b>1'38.065</b> 12 312,1		1'53.358 8 303,4		1'52.512 7 305,9		1'38.080 6 <b>314,9</b>	
12	<b>97 X. VIERGE</b> Honda CBR1000 RR-R	ESP	<b>1'38.075</b> 62 319,5		1'54.015 18 303,4		1'38.446 9 315,8		1'54.832 8 300,0		1'54.575 6 301,7		<b>1'38.075</b> 21 <b>319,5</b>	
13	<b>29 A. IANNONE</b> Ducati Panigale V4R	ITA	<b>1'38.296</b> 56 315,8		1'56.343 15 295,1		1'39.121 10 311,2		1'57.948 4 290,3		1'54.516 6 307,7		<b>1'38.296</b> 21 <b>315,8</b>	
14	<b>45 S. REDDING</b> BMW M 1000 RR	GBR	<b>1'38.505</b> 52 316,7		1'54.300 16 296,7		1'39.529 9 308,6		1'56.764 1 268,0		1'56.764 5 298,3		<b>1'38.505</b> 21 <b>316,7</b>	
15	<b>53 T. RABAT</b> Kawasaki ZX-10RR	ESP	<b>1'38.520</b> 71 319,5		1'56.854 21 291,1		1'39.363 13 311,2		1'56.236 9 299,2		1'58.407 7 292,7		<b>1'38.520</b> 21 <b>319,5</b>	
16	<b>21 M. RINALDI</b> Ducati Panigale V4R	ITA	<b>1'38.595</b> 62 316,7		1'53.700 19 298,3		<b>1'38.595</b> 11 309,5		1'55.425 5 296,7		1'55.252 6 299,2		1'38.726 21 <b>316,7</b>	
17	<b>14 S. LOWES</b> Ducati Panigale V4R	GBR	<b>1'38.688</b> 59 312,1		1'54.972 14 279,8		1'39.396 11 304,2		1'56.506 6 280,5		1'53.673 7 295,9		<b>1'38.688</b> 21 <b>312,1</b>	
18	<b>77 D. AEGERTER</b> Yamaha YZF R1	SUI	<b>1'38.778</b> 57 313,0		1'57.255 16 293,5		1'40.885 11 306,8		2'00.885 2 291,1		1'56.346 7 297,5		<b>1'38.778</b> 21 <b>313,0</b>	
19	<b>87 R. GARDNER</b> Yamaha YZF R1	AUS	<b>1'38.841</b> 41 308,6		1'54.595 16 285,7		<b>1'38.841</b> 11 <b>308,6</b>		1'55.960 6 294,3		1'55.262 7 298,3		1 305,1	
20	<b>28 B. RAY</b> Yamaha YZF R1	GBR	<b>1'38.909</b> 58 309,5		1'54.554 16 291,1		1'39.463 11 307,7		1'59.412 3 288,8		1'57.941 7 295,1		<b>1'38.909</b> 21 <b>309,5</b>	
21	<b>75 I. LOPES</b> Honda CBR1000 RR-R	POR	<b>1'39.428</b> 62 305,1		1'55.671 14 294,3		<b>1'39.428</b> 11 302,5		1'57.728 9 297,5		1'58.107 7 295,9		1'39.544 21 <b>305,1</b>	
22	<b>5 P. OETTL</b> Yamaha YZF R1	GER	<b>1'39.549</b> 53 306,8		1'56.982 14 290,3		1'39.877 13 301,7				2'00.479 5 285,7		<b>1'39.549</b> 21 <b>306,8</b>	
23	<b>95 T. MACKENZIE</b> Honda CBR1000 RR-R	GBR	<b>1'39.661</b> 53 311,2		1'52.994 13 296,7		1'41.157 8 300,0		1'55.966 4 295,9		1'53.796 7 298,3		<b>1'39.661</b> 21 <b>311,2</b>	
24	<b>91 L. BERNARDI</b> Yamaha YZF R1	SMR	<b>1'40.509</b> 64 302,5		1'58.425 18 284,2		1'42.754 12 <b>302,5</b>		1'59.248 9 275,5		1'57.623 7 281,3		<b>1'40.509</b> 18 300,0	

12/10/2024  
These data/results cannot be reproduced, stored and/or transmitted in whole or in part by any manner of electronic, mechanical, photocopying, recording, broadcasting or otherwise now known or herein after developed without the previous express consent by the copyright owner, except for reproduction in daily press and regular printed publications on sale to the public within 60 days of the event related to those data/results and always provided that copyright symbol appears together as follows below.  
© DORNA WSBK ORGANIZATION Srl 2024





## Estoril Round, 11-13 October 2024

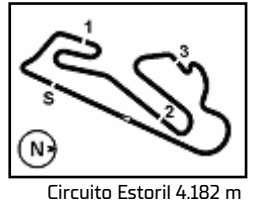
### Fastest Laps Race 1

No.	Rider	Nat	Team	Bike	Class	Lap	Time	Gap
1	<b>54</b> T. <b>RAZGATLIOGLU</b>	TUR	ROKIT BMW Motorrad WorldSBK Team	BMW M 1000 RR		9	<b>1'37.149</b>	
2	<b>11</b> N. <b>BULEGA</b>	ITA	Aruba.it Racing - Ducati	Ducati Panigale V4R		9	<b>1'37.406</b>	0.257
3	<b>1</b> A. <b>BAUTISTA</b>	ESP	Aruba.it Racing - Ducati	Ducati Panigale V4R		7	<b>1'37.461</b>	0.312
4	<b>7</b> I. <b>LECUONA</b>	ESP	Team HRC	Honda CBR1000 RR-R		8	<b>1'37.584</b>	0.435
5	<b>55</b> A. <b>LOCATELLI</b>	ITA	Pata Prometeon Yamaha	Yamaha YZF R1		2	<b>1'37.708</b>	0.559
6	<b>22</b> A. <b>LOWES</b>	GBR	Kawasaki Racing Team WorldSBK	Kawasaki ZX-10RR		3	<b>1'37.830</b>	0.681
7	<b>47</b> A. <b>BASSANI</b>	ITA	Kawasaki Racing Team WorldSBK	Kawasaki ZX-10RR		2	<b>1'37.881</b>	0.732
8	<b>31</b> G. <b>GERLOFF</b>	USA	Bonovo Action BMW	BMW M 1000 RR		13	<b>1'37.920</b>	0.771
9	<b>65</b> J. <b>REA</b>	GBR	Pata Prometeon Yamaha	Yamaha YZF R1		15	<b>1'37.922</b>	0.773
10	<b>60</b> M. <b>VAN DER MARK</b>	NED	ROKIT BMW Motorrad WorldSBK Team	BMW M 1000 RR		6	<b>1'38.009</b>	0.860
11	<b>97</b> X. <b>VIERGE</b>	ESP	Team HRC	Honda CBR1000 RR-R		6	<b>1'38.075</b>	0.926
12	<b>9</b> D. <b>PETRUCCI</b>	ITA	Barni Spark Racing Team	Ducati Panigale V4R	IND	2	<b>1'38.080</b>	0.931
13	<b>29</b> A. <b>IANNONE</b>	ITA	Team GoEleven	Ducati Panigale V4R	IND	11	<b>1'38.296</b>	1.147
14	<b>45</b> S. <b>REDDING</b>	GBR	Bonovo Action BMW	BMW M 1000 RR		14	<b>1'38.505</b>	1.356
15	<b>53</b> T. <b>RABAT</b>	ESP	Kawasaki Puccetti Racing	Kawasaki ZX-10RR	IND	8	<b>1'38.520</b>	1.371
16	<b>14</b> S. <b>LOWES</b>	GBR	ELF Marc VDS Racing Team	Ducati Panigale V4R	IND	14	<b>1'38.688</b>	1.539
17	<b>21</b> M. <b>RINALDI</b>	ITA	Team Motocorsa Racing	Ducati Panigale V4R	IND	14	<b>1'38.726</b>	1.577
18	<b>77</b> D. <b>AEGERTER</b>	SUI	GYTR GRT Yamaha WorldSBK Team	Yamaha YZF R1		13	<b>1'38.778</b>	1.629
19	<b>28</b> B. <b>RAY</b>	GBR	Yamaha Motoxrcing WorldSBK Team	Yamaha YZF R1	IND	8	<b>1'38.909</b>	1.760
20	<b>75</b> I. <b>LOPES</b>	POR	PETRONAS MIE Racing Honda	Honda CBR1000 RR-R	IND	13	<b>1'39.544</b>	2.395
21	<b>5</b> P. <b>OETTL</b>	GER	GMT94 Yamaha	Yamaha YZF R1	IND	10	<b>1'39.549</b>	2.400
22	<b>95</b> T. <b>MACKENZIE</b>	GBR	PETRONAS MIE Racing Honda	Honda CBR1000 RR-R	IND	6	<b>1'39.661</b>	2.512
23	<b>91</b> L. <b>BERNARDI</b>	SMR	Yamaha Motoxrcing WorldSBK Team	Yamaha YZF R1	IND	18	<b>1'40.509</b>	3.360

12/10/2024

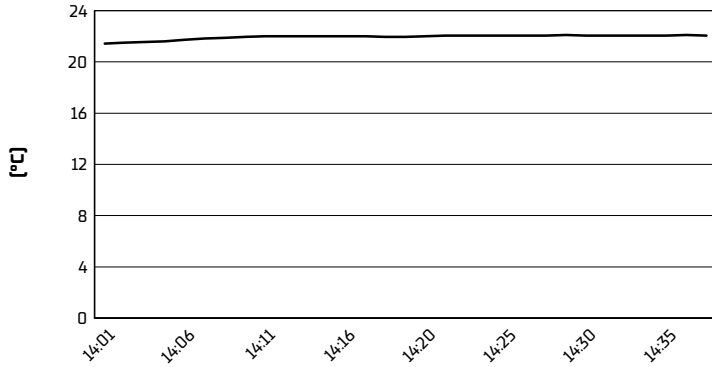
These data/results cannot be reproduced, stored and/or transmitted in whole or in part by any manner of electronic, mechanical, photocopying, recording, broadcasting or otherwise now known or herein after developed without the previous express consent by the copyright owner, except for reproduction in daily press and regular printed publications on sale to the public within 60 days of the event related to those data/results and always provided that copyright symbol appears together as follows below.

© DORNA WSBK ORGANIZATION Srl 2024

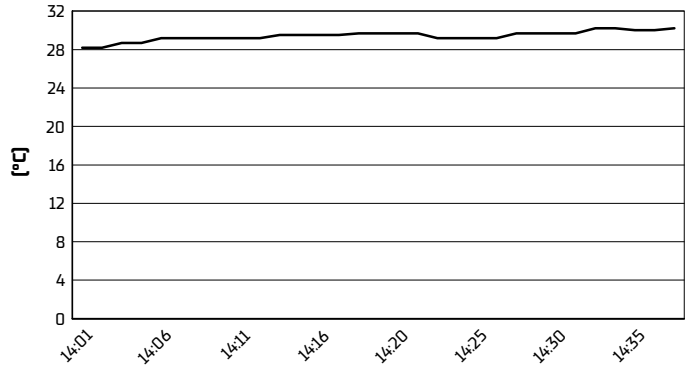


**Estoril Round, 11-13 October 2024**  
**Weather Report Race 1**  
Session started 14:01 - Session ended 14:37


**Air Temperature**



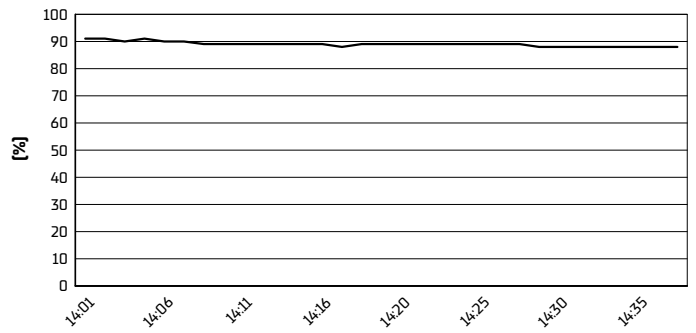
**Track Temperature**



**Air Pressure**



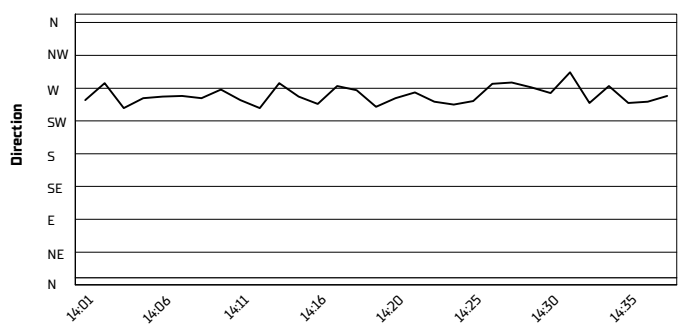
**Humidity**



**Wind Speed**



**Wind Direction**



12/10/2024

These data/results cannot be reproduced, stored and/or transmitted in whole or in part by any manner of electronic, mechanical, photocopying, recording, broadcasting or otherwise now known or herein after developed without the previous express consent by the copyright owner, except for reproduction in daily press and regular printed publications on sale to the public within 60 days of the event related to those data/results and always provided that copyright symbol appears together as follows below.

© DORNA WSBK ORGANIZATION Srl 2024