

Pertamina Mandalika Circuit 4.301 m

Pirelli Indonesian Round, 11-13 November 2022 Results Race 1

Laps 21 = 90,321 Km - Time of Race 32'47.209 - Avg. 165,288 km/h

1 / 2

Pos	Grid	No. Rider	Nat	Team	Bike	Class	LL	Gap	Rel.	Fastest Lap	Speed	Qualifying	Speed
1	1	1 T. RAZGATLIOGLU	TUR	Pata Yamaha with Brixx WorldSBK	Yamaha YZF R1		21			1'32.886	283,5	1'31.371	285,0
2	5	19 A. BAUTISTA	ESP	Aruba.it Racing - Ducati	Ducati Panigale V4R		21	4.324	4.324	1'33.128	291,1	1'32.823	292,7
3	2	65 J. REA	GBR	Kawasaki Racing Team WorldSBK	Kawasaki ZX-10RR		21	11.855	7.531	1'33.057	282,7	1'32.423	287,2
4	3	55 A. LOCATELLI	ITA	Pata Yamaha with Brixx WorldSBK	Yamaha YZF R1		21	19.954	8.099	1'33.566	284,2	1'32.463	286,5
5	9	21 M. RINALDI	ITA	Aruba.it Racing - Ducati	Ducati Panigale V4R		21	23.992	4.038	1'33.695	290,3	1'33.138	288,0
6	7	97 X. VIERGE	ESP	Team HRC	Honda CBR1000 RR-R		21	27.114	3.122	1'33.908	290,3	1'33.125	291,9
7	10	31 G. GERLOFF	USA	GYTR GRT Yamaha WorldSBK Team	Yamaha YZF R1	IND	21	27.776	0.662	1'33.832	285,7	1'33.208	285,0
8	6	47 A. BASSANI	ITA	Motocorsa Racing	Ducati Panigale V4R	IND	21	31.015	3.239	1'33.941	286,5	1'32.936	288,0
9	4	22 A. LOWES	GBR	Kawasaki Racing Team WorldSBK	Kawasaki ZX-10RR		21	31.363	0.348	1'33.430	285,7	1'32.514	287,2
10	15	76 L. BAZ	FRA	Bonovo Action BMW	BMW M1000RR	IND	21	39.809	8.446	1'34.039	285,0	1'33.932	286,5
11	13	12 X. FORES	ESP	BARNI Spark Racing Team	Ducati Panigale V4R	IND	21	39.895	0.086	1'33.913	285,0	1'33.529	286,5
12	8	45 S. REDDING	GBR	BMW Motorrad WorldSBK Team	BMW M1000RR		21	56.317	16.422	1'34.269	285,7	1'33.127	288,0
13	16	35 H. SYAHRIN	MAS	MIE Racing Honda Team	Honda CBR1000 RR-R	IND	21	1'00.618	4.301	1'34.857	282,0	1'33.997	281,3
14	20	50 E. LAVERTY	IRL	Bonovo Action BMW	BMW M1000RR	IND	21	1'04.247	3.629	1'35.651	285,7	1'35.208	286,5
15	14	3 K. NOZANE	JPN	GYTR GRT Yamaha WorldSBK Team	Yamaha YZF R1	IND	21	1'05.242	0.995	1'35.034	279,8	1'33.582	283,5
16	17	52 O. KONIG	CZE	Orelac Racing Verdnatura	Kawasaki ZX-10RR	IND	21	1'06.538	1.296	1'35.571	279,1	1'34.315	280,5
-----Not Classified-----													
RET	11	60 M. VAN DER MARK	NED	BMW Motorrad WorldSBK Team	BMW M1000RR		17	4 Laps		1'33.747	282,0	1'33.364	286,5
RET	19	11 K. SMITH	GBR	TPR Team Pedercini Racing	Kawasaki ZX-10RR	IND	12	9 Laps		1'35.039	279,8	1'34.743	277,6
RET	18	36 L. MERCADO	ARG	MIE Racing Honda Team	Honda CBR1000 RR-R	IND	11	10 Laps		1'34.799	282,7	1'34.409	282,7
RET	12	5 P. OETTL	GER	Team Goeleven	Ducati Panigale V4R	IND	10	11 Laps		1'33.882	287,2	1'33.493	287,2

AIR	Humidity:	56%	Temp:	36°C
TRACK	Condition:	Dry	Temp:	58°C

Records	Pole (SP)	2022	T.Razgatioglu	1'31.371	169,459 Km/h
	Race (RC1)	2021	T.Razgatioglu	1'34.288	164,216 Km/h
	All Times (SP)	2022	T.Razgatioglu	1'31.371	169,459 Km/h
	Race Fastest Lap	[New Record]	Lap 4	T.Razgatioglu	1'32.886

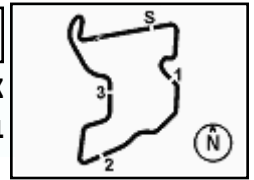
LAP LEADERS				
No. Rider	From	To	Laps	Total
1 T. RAZGATLIOGLU	1	21	21	0

TOTAL LEADER LAPS	
No. Rider	Laps
19 A. BAUTISTA	214
1 T. RAZGATLIOGLU	204
65 J. REA	86
47 A. BASSANI	11
21 M. RINALDI	10
45 S. REDDING	5

12/11/2022 Start 13:30 End 14:07 The results are provisional until the end of the time limit for protests and appeals and the completion of the technical checks.

These data/results cannot be reproduced, stored and/or transmitted in whole or in part by any manner of electronic, mechanical, photocopying, recording, broadcasting or otherwise now known or herein after developed without the previous express consent by the copyright owner, except for reproduction in daily press and regular printed publications on sale to the public within 60 days of the event related to those data/results and always provided that copyright symbol appears together as follows below.

© DORNA WSBK ORGANIZATION Srl 2022



Pirelli Indonesian Round, 11-13 November 2022 Results Race 1

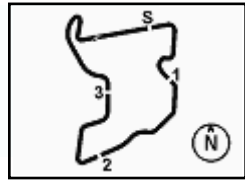
Race Highlights

Time	No. Rider	Description
13.28.08		Warm-up Lap Start
13.30.37		Start
13.30.57	5 P. OETTL	On Asphalt - Re-Joined - Turn 1
13.31.16	76 L. BAZ	On Asphalt - Re-Joined - Turn 2
13.31.58		No Jump Start
13.34.16		New Best Race Lap
13.37.29	5 P. OETTL	On Asphalt - Re-Joined - Turn 1
13.39.49	45 S. REDDING	On Asphalt - Re-Joined - Turn 10
13.43.25	12 X. FORES	On Asphalt - Re-Joined - Turn 16
13.43.38	45 S. REDDING	On Asphalt - Re-Joined - Turn 16
13.47.25	5 P. OETTL	Crashed - Turn 7
13.47.59	36 L. MERCADO	Technical Problem
13.48.19	5 P. OETTL	Not Actively Competing
13.48.47	36 L. MERCADO	Entered Pits
13.50.03	11 K. SMITH	Entered Pits
13.50.04	11 K. SMITH	Technical Problem
13.52.30		2/3 of Race Distance Completed
13.54.44	11 K. SMITH	Retired
13.57.20	21 M. RINALDI	On Asphalt - Re-Joined - Turn 16
13.58.45	36 L. MERCADO	Not Actively Competing
13.59.11	60 M. VAN DER MARK	Crashed - Turn 16
14.00.12	60 M. VAN DER MARK	Not Actively Competing
14.00.53	5 P. OETTL	Medical Centre
14.07.41		End Of Session

12/11/2022 Start End The results are provisional until the end of the time limit for protests and appeals and the completion of the technical checks.

These data/results cannot be reproduced, stored and/or transmitted in whole or in part by any manner of electronic, mechanical, photocopying, recording, broadcasting or otherwise now known or herein after developed without the previous express consent by the copyright owner, except for reproduction in daily press and regular printed publications on sale to the public within 60 days of the event related to those data/results and always provided that copyright symbol appears together as follows below.

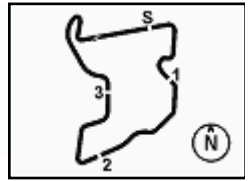
© DORNA WSBK ORGANIZATION Srl 2022



Pirelli Indonesian Round, 11-13 November 2022 Championship Standings

Rank	Rider	Points	Points From First	Points From Previous	April 10	April 24	May 22	June 12	July 17	July 31	September 11	September 25	October 9	October 23	November 13	November 20				
					ARAGON	ASSEN	ESTORIL	MISANO	DONINGTON	MOST	MAGNY-COURS	BARCELONA	PORTIMAO	VILLICUM	MANDALIKA	PHILLIP ISLAND				
1	BAUTISTA Alvaro (ESP)	527			20 25	20 25	25 20	25 25	20	25 20	25	25 25	20 25	25 25	20					
2	RAZGATLIOGLU Toprak (TUR)	450	77		16 16	16	20 16	20	25 25	20 25	5 25	11 16	25 20	1 20	25					
3	REA Jonathan (GBR)	425	102	25	25 20	25	16 25	20 13	20 16	13 16	11	20 13	16 16	20 16	16					
4	RINALDI Michael Ruben (ITA)	271	256	154	13 13	9	7 8	16 16	10 13	9	10 20	13 20	9 13	11 11	11					
5	LOCATELLI Andrea (ITA)	225	302	46	11	13 20	13 11	10 10	6 8	10 10	9 9	7	10 10	8 8	13					
6	LOWES Alex (GBR)	224	303	1	11	13	9 13	11 8	16 10	7	13 13	9	11 11	10 13	7					
7	BASSANI Axel (ITA)	214	313	10	10	6 10	4 9	13 9	11 9	11 11	16 16	8 11	13	16	8					
8	LECUONA Iker (ESP)	189	338	25	10 6	11 16	10 10	7 11	8 6	8	7 6	10 8	5	13 9						
9	REDDING Scott (GBR)	176	351	13	1	7 11	8 5	6 7	13 11	16 13	20 10		9 9	7	4					
10	VIERGE Xavi (ESP)	144	383	32	9 8	5 7	11 7	9	3 3	1 9	3	4 10	8 8	7 10	10					
11	GERLOFF Garrett (USA)	121	406	23	7 7	8		8	9 5	6	11 8	16	6 7	3 4	9					
12	BAZ Loris (FRA)	109	418	12	5 9	10	6 4	1 6	7 7	5	2 7	5 7	7 6		6					
13	OETTL Philipp (GER)	77	450	32	3 3	9		5	5 4	3 8	8 5	9	4 5	2						
14	MAHIAS Lucas (FRA)	56	471	21	2 5	1 6			4 2	4 7	6 4	2 4	3	5 1						
15	VAN DER MARK Michael (NED)	38	489	18		3 8					4	3	2 4	6 6						
16	LAVERTY Eugene (IRL)	36	491	2	6 4		1 2	3 2				6 2	1	2 5	2					
17	TAMBURINI Roberto (ITA)	36	491	0	2	2 5		5 4		5	2	3 6	2							
18	BERNARDI Luca (SMR)	35	492	1	4	2	3 1	2 3		2 6	1 3	5	3							
19	FORES Xavi (ESP)	24	503	11			5 6							4 3	5					
20	NOZANE Kohta (JPN)	15	512	9			2 3	4		3	1	1			1					
21	MYKHALCHYK Illia (UKR)	10	517	5	8 1			1												
22	PONSSON Christophe (FRA)	9	518	1		4 4						1								
23	SYHRIN Hañzh (MAS)	7	520	2						4					3					
24	HASLAM Leon (GBR)	4	523	3		3			1											
25	MACKENZIE Tarran (GBR)	3	524	1					2 1											
26	HICKMAN Peter (GBR)	2	525	1						2										

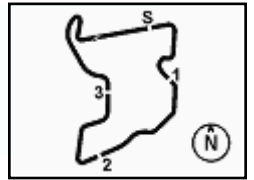
12/11/2022
These data/results cannot be reproduced, stored and/or transmitted in whole or in part by any manner of electronic, mechanical, photocopying, recording, broadcasting or otherwise now known or herein after developed without the previous express consent by the copyright owner, except for reproduction in daily press and regular printed publications on sale to the public within 60 days of the event related to those data/results and always provided that copyright symbol appears together as follows below.
© DORNA WSBK ORGANIZATION Srl 2022



Pirelli Indonesian Round, 11-13 November 2022
Championship Standings

	Points	Points From First	Points From Previous	April 10 ARAGON	April 24 ASSEN	May 22 ESTORIL	June 12 MISANO	July 17 DONINGTON	July 31 MOST	September 11 MAGNY-COURS	September 25 BARCELONA	October 9 PORTIMAO	October 23 VILLICUM	November 13 MANDALIKA	November 20 PHILLIP ISLAND			
27 MERCADO Leandro (ARG)	2	525	0		1				1									
28 GAGNE Jake (USA)	1	526	1									1						

12/11/2022
These data/results cannot be reproduced, stored and/or transmitted in whole or in part by any manner of electronic, mechanical, photocopying, recording, broadcasting or otherwise now known or herein after developed without the previous express consent by the copyright owner, except for reproduction in daily press and regular printed publications on sale to the public within 60 days of the event related to those data/results and always provided that copyright symbol appears together as follows below.
© DORNA WSBK ORGANIZATION Srl 2022



Pirelli Indonesian Round, 11-13 November 2022 Lap Chart Race 1

	Lap																				
	1	2	3	4	5	6	7	8	9	10	11	12	13	14	15	16	17	18	19	20	21
1	1	1	1	1	1	1	1	1	1	1	1	1	1	1	1	1	1	1	1	1	1
2	55	65	65	65	65	65	65	65	19	19	19	19	19	19	19	19	19	19	19	19	19
3	65	55	19	19	19	19	19	19	65	65	65	65	65	65	65	65	65	65	65	65	65
4	19	19	55	55	55	55	55	55	55	55	55	55	55	55	55	21	55	55	55	55	55
5	47	47	47	47	47	47	22	22	47	47	47	21	21	21	21	55	21	21	21	21	21
6	97	97	60	60	60	60	47	47	97	97	97	97	97	60	60	97	97	97	97	97	97
7	60	60	97	97	97	22	97	97	22	21	21	60	60	97	97	22	22	22	31	31	31
8	21	21	22	22	22	97	21	21	21	22	22	22	22	22	22	31	31	31	22	22	47
9	31	22	21	21	21	21	31	31	31	60	60	47	47	31	31	60	60	47	47	47	22
10	22	31	31	31	31	31	60	60	60	31	31	31	31	47	47	47	47	12	76	76	76
11	3	36	12	12	12	12	12	12	12	12	12	12	12	12	12	12	12	76	12	12	12
12	36	3	36	36	36	36	36	76	76	76	76	76	76	76	76	76	76	35	35	35	45
13	12	12	3	3	3	76	76	36	36	36	35	35	35	35	35	35	35	45	45	45	35
14	35	35	35	76	76	3	3	35	5	5	3	3	3	3	3	3	3	3	3	3	50
15	76	76	76	5	35	35	35	3	35	35	11	50	50	50	45	45	45	50	50	50	3
16	52	5	5	35	45	5	5	5	3	3	45	45	45	45	50	50	50	52	52	52	52
17	11	11	45	45	5	45	45	11	11	11	50	52	52	52	52	52					
18	5	45	11	11	11	11	11	50	50	50	52	11									
19	45	52	50	50	50	50	50	45	45	45	36										
20	50	50	52	52	52	52	52	52	52	52											

Final Result		
1	1 T. RAZGATLIOGLU	Laps 21
2	19 A. BAUTISTA	4.324
3	65 J. REA	11.855
4	55 A. LOCATELLI	19.954
5	21 M. RINALDI	23.992
6	97 X. VIERGE	27.114
7	31 G. GERLOFF	27.776
8	47 A. BASSANI	31.015
9	22 A. LOWES	31.363
10	76 L. BAZ	39.809
11	12 X. FORES	39.895
12	45 S. REDDING	56.317
13	35 H. SYAHRIN	1'00.618
14	50 E. LAVERTY	1'04.247
15	3 K. NOZANE	1'05.242
16	52 D. KONIG	1'06.538
RET	60 M. VAN DER MARK	4 Laps
RET	11 K. SMITH	9 Laps
RET	36 L. MERCADO	10 Laps
RET	5 P. OETTL	11 Laps

12/11/2022

These data/results cannot be reproduced, stored and/or transmitted in whole or in part by any manner of electronic, mechanical, photocopying, recording, broadcasting or otherwise now known or herein after developed without the previous express consent by the copyright owner, except for reproduction in daily press and regular printed publications on sale to the public within 60 days of the event related to those data/results and always provided that copyright symbol appears together as follows below.

© DORNA WSBK ORGANIZATION Srl 2022

Pirelli Indonesian Round, 11-13 November 2022

Lap Chart Race 1

2 / 4

Lap 1

1	1 T.Razgatlioglu	1'37.302
2	55 A.Locatelli	0.193
3	65 J.Rea	0.442
4	19 A.Bautista	0.620
5	47 A.Bassani	1.033
6	97 X.Vierge	1.416
7	60 M.van der Mark	1.636
8	21 M.Rinaldi	2.693
9	31 G.Gerloff	2.714
10	22 A.Lowes	2.828
11	3 K.Nozone	3.052
12	36 L.Mercado	3.155
13	12 X.Fores	3.410
14	35 H.Syahrin	4.132
15	76 L.Baz	5.855
16	52 O.Konig	6.310
17	11 K.Smith	6.449
18	5 P.Oettl	6.736
19	45 S.Redding	7.691
20	50 E.Laverty	8.072

6	60 M.van der Mark	4.332
7	97 X.Vierge	4.942
8	22 A.Lowes	5.275
9	21 M.Rinaldi	6.764
10	31 G.Gerloff	6.897
11	12 X.Fores	7.916
12	36 L.Mercado	9.261
13	3 K.Nozone	10.782
14	76 L.Baz	10.964
15	5 P.Oettl	11.295
16	35 H.Syahrin	11.660
17	45 S.Redding	14.225
18	11 K.Smith	14.605
19	50 E.Laverty	17.547
20	52 O.Konig	18.179

13	76 L.Baz	14.848
14	3 K.Nozone	16.782
15	35 H.Syahrin	16.896
16	5 P.Oettl	17.977
17	45 S.Redding	20.685
18	11 K.Smith	21.706
19	50 E.Laverty	26.464
20	52 O.Konig	27.851

20	52 O.Konig	36.510
----	-------------------	--------

Lap 11

1	1 T.Razgatlioglu	17'09.612
2	19 A.Bautista	3.012
3	65 J.Rea	4.326
4	55 A.Locatelli	9.851
5	47 A.Bassani	11.272
6	97 X.Vierge	11.567
7	21 M.Rinaldi	11.881
8	22 A.Lowes	12.588
9	60 M.van der Mark	12.717
10	31 G.Gerloff	13.974
11	12 X.Fores	17.175
12	76 L.Baz	21.926
13	35 H.Syahrin	27.719
14	3 K.Nozone	28.236
15	11 K.Smith	33.397
16	45 S.Redding	35.888
17	50 E.Laverty	36.379
18	52 O.Konig	38.989
19	36 L.Mercado	1'12.588

Lap 2

1	1 T.Razgatlioglu	3'10.461
2	65 J.Rea	0.340
3	55 A.Locatelli	0.670
4	19 A.Bautista	0.884
5	47 A.Bassani	2.023
6	97 X.Vierge	2.431
7	60 M.van der Mark	2.566
8	21 M.Rinaldi	4.179
9	22 A.Lowes	4.338
10	31 G.Gerloff	4.605
11	36 L.Mercado	5.160
12	3 K.Nozone	5.492
13	12 X.Fores	5.614
14	35 H.Syahrin	6.805
15	76 L.Baz	7.388
16	5 P.Oettl	8.990
17	11 K.Smith	9.919
18	45 S.Redding	10.367
19	52 O.Konig	11.248
20	50 E.Laverty	11.332

Lap 5

1	1 T.Razgatlioglu	7'49.637
2	65 J.Rea	0.663
3	19 A.Bautista	1.855
4	55 A.Locatelli	3.149
5	47 A.Bassani	4.948
6	60 M.van der Mark	5.076
7	97 X.Vierge	5.649
8	22 A.Lowes	6.032
9	21 M.Rinaldi	7.396
10	31 G.Gerloff	7.528
11	12 X.Fores	8.684
12	36 L.Mercado	11.107
13	3 K.Nozone	12.758
14	76 L.Baz	12.829
15	35 H.Syahrin	13.321
16	45 S.Redding	15.293
17	5 P.Oettl	15.641
18	11 K.Smith	16.836
19	50 E.Laverty	20.956
20	52 O.Konig	21.507

Lap 8

1	1 T.Razgatlioglu	12'29.201
2	65 J.Rea	2.362
3	19 A.Bautista	2.550
4	55 A.Locatelli	4.895
5	22 A.Lowes	8.706
6	47 A.Bassani	8.987
7	97 X.Vierge	9.432
8	21 M.Rinaldi	9.716
9	31 G.Gerloff	10.456
10	60 M.van der Mark	10.493
11	12 X.Fores	13.399
12	76 L.Baz	17.250
13	36 L.Mercado	18.041
14	35 H.Syahrin	19.073
15	3 K.Nozone	19.264
16	5 P.Oettl	20.034
17	11 K.Smith	23.863
18	50 E.Laverty	28.981
19	45 S.Redding	29.793
20	52 O.Konig	31.221

Lap 12

1	1 T.Razgatlioglu	18'43.187
2	19 A.Bautista	3.032
3	65 J.Rea	4.609
4	55 A.Locatelli	10.845
5	21 M.Rinaldi	13.358
6	97 X.Vierge	13.627
7	60 M.van der Mark	13.700
8	22 A.Lowes	14.009
9	47 A.Bassani	14.989
10	31 G.Gerloff	15.605
11	12 X.Fores	18.520
12	76 L.Baz	23.728
13	35 H.Syahrin	30.243
14	3 K.Nozone	30.353
15	50 E.Laverty	39.223
16	45 S.Redding	40.656
17	52 O.Konig	41.475
18	11 K.Smith	55.582

Lap 3

1	1 T.Razgatlioglu	4'43.550
2	65 J.Rea	0.329
3	19 A.Bautista	1.023
4	55 A.Locatelli	1.331
5	47 A.Bassani	2.892
6	60 M.van der Mark	3.224
7	97 X.Vierge	3.723
8	22 A.Lowes	4.731
9	21 M.Rinaldi	5.270
10	31 G.Gerloff	5.463
11	12 X.Fores	6.587
12	36 L.Mercado	7.154
13	3 K.Nozone	7.437
14	35 H.Syahrin	8.648
15	76 L.Baz	8.838
16	5 P.Oettl	9.783
17	45 S.Redding	12.003
18	11 K.Smith	12.452
19	50 E.Laverty	14.238
20	52 O.Konig	14.807

Lap 6

1	1 T.Razgatlioglu	9'22.578
2	65 J.Rea	1.112
3	19 A.Bautista	2.266
4	55 A.Locatelli	4.111
5	47 A.Bassani	6.194
6	60 M.van der Mark	6.603
7	22 A.Lowes	7.021
8	97 X.Vierge	7.213
9	21 M.Rinaldi	8.174
10	31 G.Gerloff	8.488
11	12 X.Fores	9.656
12	36 L.Mercado	12.965
13	76 L.Baz	13.927
14	3 K.Nozone	14.879
15	35 H.Syahrin	15.237
16	5 P.Oettl	17.304
17	45 S.Redding	19.241
18	11 K.Smith	19.610
19	50 E.Laverty	24.071
20	52 O.Konig	24.785

Lap 9

1	1 T.Razgatlioglu	14'02.557
2	19 A.Bautista	3.241
3	65 J.Rea	3.493
4	55 A.Locatelli	8.498
5	47 A.Bassani	9.843
6	97 X.Vierge	10.392
7	22 A.Lowes	10.676
8	21 M.Rinaldi	10.949
9	31 G.Gerloff	11.358
10	60 M.van der Mark	11.425
11	12 X.Fores	14.363
12	76 L.Baz	18.632
13	36 L.Mercado	19.680
14	5 P.Oettl	21.117
15	35 H.Syahrin	21.411
16	3 K.Nozone	22.983
17	11 K.Smith	26.517
18	50 E.Laverty	31.353
19	45 S.Redding	32.409
20	52 O.Konig	33.921

Lap 13

1	1 T.Razgatlioglu	20'18.173
2	19 A.Bautista	1.174
3	65 J.Rea	3.645
4	55 A.Locatelli	9.940
5	21 M.Rinaldi	12.119
6	97 X.Vierge	12.856
7	60 M.van der Mark	13.011
8	22 A.Lowes	13.828
9	47 A.Bassani	14.721
10	31 G.Gerloff	15.090
11	12 X.Fores	18.355
12	76 L.Baz	23.831
13	35 H.Syahrin	32.062
14	3 K.Nozone	32.448
15	50 E.Laverty	40.300
16	45 S.Redding	40.895
17	52 O.Konig	42.318

Lap 4

1	1 T.Razgatlioglu	6'16.436
2	65 J.Rea	0.527
3	19 A.Bautista	1.814
4	55 A.Locatelli	2.458
5	47 A.Bassani	4.208

Lap 7

1	1 T.Razgatlioglu	10'55.939
2	65 J.Rea	1.329
3	19 A.Bautista	2.148
4	55 A.Locatelli	4.316
5	22 A.Lowes	7.762
6	47 A.Bassani	7.964
7	97 X.Vierge	8.132
8	21 M.Rinaldi	8.570
9	31 G.Gerloff	9.159
10	60 M.van der Mark	9.551
11	12 X.Fores	10.400
12	36 L.Mercado	14.552

Lap 10

1	1 T.Razgatlioglu	15'36.013
2	19 A.Bautista	3.304
3	65 J.Rea	4.059
4	55 A.Locatelli	9.270
5	47 A.Bassani	10.728
6	97 X.Vierge	11.064
7	21 M.Rinaldi	11.704
8	22 A.Lowes	11.927
9	60 M.van der Mark	12.212
10	31 G.Gerloff	13.208
11	12 X.Fores	15.289
12	76 L.Baz	19.917
13	36 L.Mercado	21.681
14	5 P.Oettl	21.869
15	35 H.Syahrin	25.030
16	3 K.Nozone	25.320
17	11 K.Smith	28.938
18	50 E.Laverty	33.548
19	45 S.Redding	34.176

Lap 14

1	1 T.Razgatlioglu	21'51.468
2	19 A.Bautista	1.532
3	65 J.Rea	4.639
4	55 A.Locatelli	11.216
5	21 M.Rinaldi	12.519
6	60 M.van der Mark	14.281
7	97 X.Vierge	14.558
8	22 A.Lowes	15.082
9	31 G.Gerloff	16.563

12/11/2022

These data/results cannot be reproduced, stored and/or transmitted in whole or in part by any manner of electronic, mechanical, photocopying, recording, broadcasting or otherwise now known or herein after developed without the previous express consent by the copyright owner, except for reproduction in daily press and regular printed publications on sale to the public within 60 days of the event related to those data/results and always provided that copyright symbol appears together as follows below.

© DORNA WSBK ORGANIZATION Srl 2022

FICR PERUGIA TIMING



Pirelli Indonesian Round, 11-13 November 2022

Lap Chart Race 1

10	47	A.Bassani	16.782	6	97	X.Vierge	20.608
11	12	X.Fores	20.507	7	22	A.Lowes	20.820
12	76	L.Baz	26.016	8	31	G.Gerloff	21.217
13	35	H.Syahrin	35.068	9	47	A.Bassani	23.981
14	3	K.Nozone	35.189	10	12	X.Fores	32.527
15	50	E.Laverty	43.481	11	76	L.Baz	33.421
16	45	S.Redding	43.574	12	35	H.Syahrin	48.407
17	52	O.Konig	44.594	13	45	S.Redding	52.639
				14	3	K.Nozone	53.760
				15	50	E.Laverty	57.288
				16	52	O.Konig	58.768

Lap 15

1	1	T.Razgatlioglu	23'24.744
2	19	A.Bautista	1.753
3	65	J.Rea	5.764
4	55	A.Locatelli	12.583
5	21	M.Rinaldi	13.076
6	60	M.van der Mark	15.965
7	97	X.Vierge	16.309
8	22	A.Lowes	16.560
9	31	G.Gerloff	17.814
10	47	A.Bassani	19.082
11	12	X.Fores	23.969
12	76	L.Baz	28.031
13	35	H.Syahrin	38.395
14	3	K.Nozone	40.617
15	45	S.Redding	46.615
16	50	E.Laverty	47.277
17	52	O.Konig	47.546

Lap 19

1	1	T.Razgatlioglu	29'39.666
2	19	A.Bautista	2.881
3	65	J.Rea	9.114
4	55	A.Locatelli	17.500
5	21	M.Rinaldi	19.132
6	97	X.Vierge	22.008
7	31	G.Gerloff	22.178
8	22	A.Lowes	22.879
9	47	A.Bassani	25.970
10	76	L.Baz	35.221
11	12	X.Fores	35.634
12	35	H.Syahrin	51.692
13	45	S.Redding	53.952
14	3	K.Nozone	57.632
15	50	E.Laverty	59.346
16	52	O.Konig	1'01.325

Lap 16

1	1	T.Razgatlioglu	24'58.438
2	19	A.Bautista	2.234
3	65	J.Rea	6.691
4	21	M.Rinaldi	13.863
5	55	A.Locatelli	14.139
6	97	X.Vierge	17.729
7	22	A.Lowes	18.558
8	31	G.Gerloff	18.694
9	60	M.van der Mark	18.783
10	47	A.Bassani	20.771
11	12	X.Fores	26.493
12	76	L.Baz	29.187
13	35	H.Syahrin	41.477
14	3	K.Nozone	44.491
15	45	S.Redding	48.299
16	50	E.Laverty	50.368
17	52	O.Konig	50.561

Lap 20

1	1	T.Razgatlioglu	31'13.331
2	19	A.Bautista	3.313
3	65	J.Rea	10.672
4	55	A.Locatelli	18.402
5	21	M.Rinaldi	21.254
6	97	X.Vierge	24.392
7	31	G.Gerloff	24.465
8	22	A.Lowes	24.778
9	47	A.Bassani	28.245
10	76	L.Baz	37.797
11	12	X.Fores	38.194
12	35	H.Syahrin	55.239
13	45	S.Redding	55.334
14	3	K.Nozone	1'01.359
15	50	E.Laverty	1'01.543
16	52	O.Konig	1'03.996

Lap 17

1	1	T.Razgatlioglu	26'31.990
2	19	A.Bautista	2.402
3	65	J.Rea	7.692
4	55	A.Locatelli	15.551
5	21	M.Rinaldi	17.042
6	97	X.Vierge	19.183
7	22	A.Lowes	19.744
8	31	G.Gerloff	20.004
9	60	M.van der Mark	20.182
10	47	A.Bassani	22.033
11	12	X.Fores	30.726
12	76	L.Baz	31.133
13	35	H.Syahrin	45.226
14	3	K.Nozone	47.796
15	45	S.Redding	49.932
16	50	E.Laverty	53.203
17	52	O.Konig	53.351

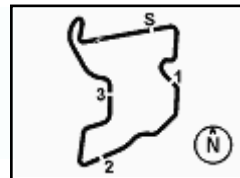
Lap 21

1	1	T.Razgatlioglu	32'47.209
2	19	A.Bautista	4.324
3	65	J.Rea	11.855
4	55	A.Locatelli	19.954
5	21	M.Rinaldi	23.992
6	97	X.Vierge	27.114
7	31	G.Gerloff	27.776
8	47	A.Bassani	31.015
9	22	A.Lowes	31.363
10	76	L.Baz	39.809
11	12	X.Fores	39.895
12	45	S.Redding	56.317
13	35	H.Syahrin	1'00.618
14	50	E.Laverty	1'04.247
15	3	K.Nozone	1'05.242
16	52	O.Konig	1'06.538

Lap 18

1	1	T.Razgatlioglu	28'05.679
2	19	A.Bautista	2.577
3	65	J.Rea	8.372
4	55	A.Locatelli	16.656
5	21	M.Rinaldi	18.483

12/11/2022
 These data/results cannot be reproduced, stored and/or transmitted in whole or in part by any manner of electronic, mechanical, photocopying, recording, broadcasting or otherwise now known or herein after developed without the previous express consent by the copyright owner, except for reproduction in daily press and regular printed publications on sale to the public within 60 days of the event related to those data/results and always provided that copyright symbol appears together as follows below.
 © DORNA WSBK ORGANIZATION Srl 2022



Pirelli Indonesian Round, 11-13 November 2022 Lap Chart Race 1

Race Pace Comparison

	1 Raz	19 Bau	65 Rea	55 Loc	21 Rin	97 Vie	31 Ger	47 Bas	22 Low	76 Baz	12 For	45 Red	35 Sya	50 Lav
1	1'37.302	1'37.922	1'37.744	1'37.495	1'39.995	1'38.718	1'40.016	1'38.335	1'40.130	1'43.157	1'40.712	1'44.993	1'41.434	1'45.374
2	1'33.159	1'33.423	1'33.057	1'33.636	1'34.645	1'34.174	1'35.050	1'34.149	1'34.669	1'34.692	1'35.363	1'35.835	1'35.832	1'36.419
3	1'33.089	1'33.228	1'33.078	1'33.750	1'34.180	1'34.381	1'33.947	1'33.958	1'33.482	1'34.539	1'34.062	1'34.725	1'34.932	1'35.995
4	1'32.886	1'33.677	1'33.084	1'34.013	1'34.380	1'34.105	1'34.320	1'34.202	1'33.430	1'35.012	1'34.215	1'35.108	1'35.898	1'36.195
5	1'33.201	1'33.242	1'33.337	1'33.892	1'33.833	1'33.908	1'33.832	1'33.941	1'33.958	1'35.066	1'33.969	1'34.269	1'34.862	1'36.610
6	1'32.941	1'33.352	1'33.390	1'33.903	1'33.719	1'34.505	1'33.901	1'34.187	1'33.930	1'34.039	1'33.913	1'36.889	1'34.857	1'36.056
7	1'33.361	1'33.243	1'33.578	1'33.566	1'33.757	1'34.280	1'34.032	1'35.131	1'34.102	1'34.282	1'34.105	1'34.805	1'35.020	1'35.754
8	1'33.262	1'33.664	1'34.295	1'33.841	1'34.408	1'34.562	1'34.559	1'34.285	1'34.206	1'35.664	1'36.261	1'42.370	1'35.439	1'35.779
9	1'33.356	1'34.047	1'34.487	1'36.959	1'34.589	1'34.316	1'34.258	1'34.212	1'35.326	1'34.738	1'34.320	1'35.972	1'35.694	1'35.728
10	1'33.456	1'33.519	1'34.022	1'34.228	1'34.211	1'34.128	1'35.306	1'34.341	1'34.707	1'34.741	1'34.382	1'35.223	1'37.075	1'35.651
11	1'33.599	1'33.307	1'33.866	1'34.180	1'33.776	1'34.102	1'34.365	1'34.143	1'34.260	1'35.608	1'35.485	1'35.311	1'36.288	1'36.430
12	1'33.575	1'33.595	1'33.858	1'34.569	1'35.052	1'35.635	1'35.206	1'37.292	1'34.996	1'35.377	1'34.920	1'38.343	1'36.099	1'36.419
13	1'34.986	1'33.128	1'34.022	1'34.081	1'33.747	1'34.215	1'34.471	1'34.718	1'34.805	1'35.089	1'34.821	1'35.225	1'36.805	1'36.063
14	1'33.295	1'33.653	1'34.289	1'34.571	1'33.695	1'34.997	1'34.768	1'35.356	1'34.549	1'35.480	1'35.447	1'35.974	1'36.301	1'36.476
15	1'33.276	1'33.497	1'34.401	1'34.643	1'33.833	1'35.027	1'34.527	1'35.576	1'34.754	1'35.291	1'36.738	1'36.317	1'36.603	1'37.072
16	1'33.694	1'34.175	1'34.621	1'35.250	1'34.481	1'35.114	1'34.574	1'35.383	1'35.692	1'34.850	1'36.218	1'35.378	1'36.776	1'36.785
17	1'33.552	1'33.720	1'34.553	1'34.964	1'36.731	1'35.006	1'34.862	1'34.814	1'34.738	1'35.498	1'37.785	1'35.185	1'37.301	1'36.387
18	1'33.689	1'33.864	1'34.369	1'34.794	1'35.130	1'35.114	1'34.902	1'35.637	1'34.765	1'35.977	1'35.490	1'36.396	1'36.870	1'37.774
19	1'33.987	1'34.291	1'34.729	1'34.831	1'34.636	1'35.387	1'34.948	1'35.976	1'36.046	1'35.787	1'37.094	1'35.300	1'37.272	1'36.045
20	1'33.665	1'34.097	1'35.223	1'34.567	1'35.787	1'36.049	1'35.952	1'35.940	1'35.564	1'36.241	1'36.225	1'35.047	1'37.212	1'35.862
21	1'33.878	1'34.889	1'35.061	1'35.430	1'36.616	1'36.600	1'37.189	1'36.648	1'40.463	1'35.890	1'35.579	1'34.861	1'39.257	1'36.582

	3 Noz	52 Kon	60 vdM	11 Smi	36 Mer	5 Det
1	1'40.354	1'43.612	1'38.938	1'43.751	1'40.457	1'44.038
2	1'35.599	1'38.097	1'34.089	1'36.629	1'35.164	1'35.413
3	1'35.034	1'36.648	1'33.747	1'35.622	1'35.083	1'33.882
4	1'36.231	1'36.258	1'33.994	1'35.039	1'34.993	1'34.398
5	1'35.177	1'36.529	1'33.945	1'35.432	1'35.047	1'37.547
6	1'35.062	1'36.219	1'34.468	1'35.715	1'34.799	1'34.604
7	1'35.264	1'36.427	1'36.309	1'35.457	1'34.948	1'34.034
8	1'35.744	1'36.632	1'34.204	1'35.419	1'36.751	1'35.319
9	1'37.075	1'36.056	1'34.288	1'36.010	1'34.995	1'34.439
10	1'35.793	1'36.045	1'34.243	1'35.877	1'35.457	1'34.208
11	1'36.515	1'36.078	1'34.104	1'38.058	2'24.506	
12	1'35.692	1'36.061	1'34.558	1'55.760		
13	1'37.081	1'35.829	1'34.297			
14	1'36.036	1'35.571	1'34.565			
15	1'38.704	1'36.228	1'34.960			
16	1'37.568	1'36.709	1'36.512			
17	1'36.857	1'36.342	1'34.951			
18	1'39.653	1'39.106				
19	1'37.859	1'36.544				
20	1'37.392	1'36.336				
21	1'37.761	1'36.420				

12/11/2022

These data/results cannot be reproduced, stored and/or transmitted in whole or in part by any manner of electronic, mechanical, photocopying, recording, broadcasting or otherwise now known or herein after developed without the previous express consent by the copyright owner, except for reproduction in daily press and regular printed publications on sale to the public within 60 days of the event related to those data/results and always provided that copyright symbol appears together as follows below.

© DORNA WSBK ORGANIZATION Srl 2022

Pirelli Indonesian Round, 11-13 November 2022

Best Sectors & Speed Race 1

RESULTS				
1	1	T. RAZGATLIOGLU	Yamaha YZF R1	Laps 21
2	19	A. BAUTISTA	Ducati Panigale V4R	4.324
3	65	J. REA	Kawasaki ZX-10RR	11.855
4	55	A. LOCATELLI	Yamaha YZF R1	19.954
5	21	M. RINALDI	Ducati Panigale V4R	23.992
6	97	X. VIERGE	Honda CBR1000 RR-R	27.114
7	31	G. GERLOFF	Yamaha YZF R1	27.776
8	47	A. BASSANI	Ducati Panigale V4R	31.015
9	22	A. LOWES	Kawasaki ZX-10RR	31.363
10	76	L. BAZ	BMW M1000RR	39.809
11	12	X. FORES	Ducati Panigale V4R	39.895
12	45	S. REDDING	BMW M1000RR	56.317
13	35	H. SYAHRIN	Honda CBR1000 RR-R	1'00.618
14	50	E. LAVERTY	BMW M1000RR	1'04.247
15	3	K. NOZANE	Yamaha YZF R1	1'05.242
16	52	O. KONIG	Kawasaki ZX-10RR	1'06.538
RET	60	M. VAN DER MARK	BMW M1000RR	4 Laps
RET	11	K. SMITH	Kawasaki ZX-10RR	9 Laps
RET	36	L. MERCADO	Honda CBR1000 RR-R	10 Laps
RET	5	P. OETTL	Ducati Panigale V4R	11 Laps

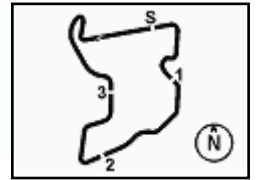
SPEED				
1	19	A. BAUTISTA	Ducati Panigale V4R	291,1
2	97	X. VIERGE	Honda CBR1000 RR-R	290,3
3	21	M. RINALDI	Ducati Panigale V4R	290,3
4	5	P. OETTL	Ducati Panigale V4R	287,2
5	47	A. BASSANI	Ducati Panigale V4R	286,5
6	22	A. LOWES	Kawasaki ZX-10RR	285,7
7	50	E. LAVERTY	BMW M1000RR	285,7
8	45	S. REDDING	BMW M1000RR	285,7
9	31	G. GERLOFF	Yamaha YZF R1	285,7
10	76	L. BAZ	BMW M1000RR	285,0
11	12	X. FORES	Ducati Panigale V4R	285,0
12	55	A. LOCATELLI	Yamaha YZF R1	284,2
13	1	T. RAZGATLIOGLU	Yamaha YZF R1	283,5
14	36	L. MERCADO	Honda CBR1000 RR-R	282,7
15	65	J. REA	Kawasaki ZX-10RR	282,7
16	60	M. VAN DER MARK	BMW M1000RR	282,0
17	35	H. SYAHRIN	Honda CBR1000 RR-R	282,0
18	3	K. NOZANE	Yamaha YZF R1	279,8
19	11	K. SMITH	Kawasaki ZX-10RR	279,8
20	52	O. KONIG	Kawasaki ZX-10RR	279,1

SEG. 1		SEG. 2		SEG. 3		SEG. 4					
1	19 A. BAUTISTA	26.082	1	1 T. RAZGATLIOGLU	18.841	1	19 A. BAUTISTA	19.098	1	65 J. REA	28.532
2	1 T. RAZGATLIOGLU	26.109	2	65 J. REA	18.872	2	65 J. REA	19.114	2	55 A. LOCATELLI	28.565
3	21 M. RINALDI	26.170	3	5 P. OETTL	18.898	3	22 A. LOWES	19.162	3	19 A. BAUTISTA	28.577
4	65 J. REA	26.201	4	19 A. BAUTISTA	18.921	4	1 T. RAZGATLIOGLU	19.165	4	1 T. RAZGATLIOGLU	28.658
5	60 M. VAN DER MARK	26.264	5	21 M. RINALDI	18.994	5	12 X. FORES	19.192	5	22 A. LOWES	28.672
6	22 A. LOWES	26.286	6	55 A. LOCATELLI	19.001	6	21 M. RINALDI	19.195	6	60 M. VAN DER MARK	28.742
7	55 A. LOCATELLI	26.288	7	31 G. GERLOFF	19.009	7	60 M. VAN DER MARK	19.249	7	31 G. GERLOFF	28.794
8	5 P. OETTL	26.332	8	22 A. LOWES	19.054	8	55 A. LOCATELLI	19.256	8	97 X. VIERGE	28.840
9	12 X. FORES	26.354	9	47 A. BASSANI	19.086	9	31 G. GERLOFF	19.314	9	5 P. OETTL	28.842
10	47 A. BASSANI	26.416	10	97 X. VIERGE	19.087	10	97 X. VIERGE	19.319	10	12 X. FORES	28.861
11	31 G. GERLOFF	26.463	11	12 X. FORES	19.104	11	47 A. BASSANI	19.320	11	47 A. BASSANI	28.867
12	76 L. BAZ	26.463	12	60 M. VAN DER MARK	19.120	12	5 P. OETTL	19.329	12	76 L. BAZ	28.913
13	97 X. VIERGE	26.482	13	35 H. SYAHRIN	19.226	13	76 L. BAZ	19.371	13	21 M. RINALDI	28.935
14	45 S. REDDING	26.486	14	76 L. BAZ	19.228	14	45 S. REDDING	19.374	14	36 L. MERCADO	28.949
15	3 K. NOZANE	26.627	15	36 L. MERCADO	19.286	15	3 K. NOZANE	19.472	15	45 S. REDDING	29.032
16	36 L. MERCADO	26.667	16	45 S. REDDING	19.311	16	36 L. MERCADO	19.482	16	3 K. NOZANE	29.050
17	35 H. SYAHRIN	26.702	17	11 K. SMITH	19.336	17	35 H. SYAHRIN	19.493	17	35 H. SYAHRIN	29.070
18	50 E. LAVERTY	26.728	18	3 K. NOZANE	19.511	18	11 K. SMITH	19.524	18	52 O. KONIG	29.258
19	11 K. SMITH	26.808	19	52 O. KONIG	19.660	19	52 O. KONIG	19.647	19	11 K. SMITH	29.269
20	52 O. KONIG	26.818	20	50 E. LAVERTY	19.788	20	50 E. LAVERTY	19.692	20	50 E. LAVERTY	29.300

12/11/2022

These data/results cannot be reproduced, stored and/or transmitted in whole or in part by any manner of electronic, mechanical, photocopying, recording, broadcasting or otherwise now known or herein after developed without the previous express consent by the copyright owner, except for reproduction in daily press and regular printed publications on sale to the public within 60 days of the event related to those data/results and always provided that copyright symbol appears together as follows below.

© DORNA WSBK ORGANIZATION Srl 2022



Pirelli Indonesian Round, 11-13 November 2022

Chronological Analysis Race 1

Pertamina Mandalika Circuit 4.301 m

Start at 13:30'35.359

1 / 4

1° 1.T. RAZGATLIOGLU [1'32.886]							
Lap	Seg1	Seg2	Seg3	Seg4	Lap Time	km/h	Local Time
1		19.090	19.427	29.105	1'37.302	230,8	13:32'12.661
2	26.250	18.859	19.377	28.673	1'33.159	279,8	13:33'45.820
3	26.109	18.939	19.238	28.803	1'33.089	282,0	13:35'18.909
4	26.190	18.841	19.165	28.690	1'32.886	281,3	13:36'51.795
5	26.178	19.022	19.298	28.703	1'33.201	281,3	13:38'24.996
6	26.185	18.900	19.198	28.658	1'32.941	281,3	13:39'57.937
7	26.191	18.902	19.537	28.731	1'33.361	282,0	13:41'31.298
8	26.195	18.984	19.304	28.779	1'33.262	281,3	13:43'04.560
9	26.237	19.019	19.320	28.780	1'33.356	281,3	13:44'37.916
10	26.439	18.932	19.300	28.785	1'33.456	282,0	13:46'11.372
11	26.283	19.014	19.384	28.918	1'33.599	282,0	13:47'44.971
12	26.350	19.229	19.288	28.708	1'33.575	281,3	13:49'18.546
13	26.398	20.394	19.511	28.683	1'34.986	282,7	13:50'53.532
14	26.254	19.015	19.186	28.840	1'33.295	282,7	13:52'26.827
15	26.250	18.969	19.308	28.749	1'33.276	282,0	13:54'00.103
16	26.317	19.281	19.268	28.828	1'33.694	283,5	13:55'33.797
17	26.287	19.133	19.281	28.851	1'33.552	282,0	13:57'07.349
18	26.272	19.234	19.347	28.836	1'33.689	282,7	13:58'41.038
19	26.328	19.269	19.479	28.911	1'33.987	283,5	14:00'15.025
20	26.404	19.152	19.298	28.811	1'33.665	282,7	14:01'48.690
21	26.383	19.229	19.377	28.889	1'33.878	282,7	14:03'22.568
Race Time 32'47.209							

2° 19 A. BAUTISTA [1'33.128]							
Lap	Seg1	Seg2	Seg3	Seg4	Lap Time	km/h	Local Time
1		19.309	19.899	28.679	1'37.922	238,9	13:32'13.281
2	26.520	19.228	19.098	28.577	1'33.423	283,5	13:33'46.704
3	26.303	18.921	19.361	28.643	1'33.228	285,7	13:35'19.932
4	26.285	19.218	19.255	28.919	1'33.677	288,0	13:36'53.609
5	26.263	19.071	19.284	28.624	1'33.242	288,8	13:38'26.851
6	26.329	19.025	19.251	28.747	1'33.352	289,5	13:40'00.203
7	26.136	19.069	19.226	28.812	1'33.243	291,1	13:41'33.446
8	26.138	19.208	19.404	28.914	1'33.664	290,3	13:43'07.110
9	26.437	19.338	19.310	28.962	1'34.047	283,5	13:44'41.157
10	26.215	19.048	19.371	28.885	1'33.519	288,8	13:46'14.676
11	26.145	19.145	19.252	28.765	1'33.307	289,5	13:47'47.983
12	26.418	19.036	19.397	28.744	1'33.595	288,8	13:49'21.578
13	26.082	19.097	19.276	28.673	1'33.128	289,5	13:50'54.706
14	26.280	19.094	19.444	28.835	1'33.653	289,5	13:52'28.359
15	26.246	19.079	19.433	28.739	1'33.497	289,5	13:54'01.856
16	26.313	19.476	19.536	28.850	1'34.175	290,3	13:55'36.031
17	26.326	19.170	19.370	28.854	1'33.720	289,5	13:57'09.751
18	26.306	19.265	19.442	28.851	1'33.864	291,1	13:58'43.615
19	26.520	19.276	19.471	29.024	1'34.291	290,3	14:00'17.906
20	26.316	19.152	19.489	29.140	1'34.097	290,3	14:01'52.003
21	26.758	19.258	19.480	29.393	1'34.889	288,8	14:03'26.892
Race Time 32'51.533							

3° 65 J. REA [1'33.057]							
Lap	Seg1	Seg2	Seg3	Seg4	Lap Time	km/h	Local Time
1		19.328	19.635	28.555	1'37.744	228,3	13:32'13.103
2	26.395	18.872	19.257	28.533	1'33.057	279,1	13:33'46.160
3	26.386	19.040	19.120	28.532	1'33.078	282,0	13:35'19.238
4	26.201	19.043	19.225	28.615	1'33.084	279,8	13:36'52.322
5	26.403	19.120	19.114	28.700	1'33.337	279,8	13:38'25.659
6	26.367	19.128	19.297	28.598	1'33.390	281,3	13:39'59.049
7	26.359	19.095	19.451	28.673	1'33.578	278,4	13:41'32.627
8	26.462	19.435	19.416	28.982	1'34.295	279,8	13:43'06.922
9	26.422	19.344	19.465	29.256	1'34.487	279,8	13:44'41.409
10	26.386	19.189	19.575	28.872	1'34.022	280,5	13:46'15.431
11	26.317	19.277	19.343	28.929	1'33.866	282,7	13:47'49.297
12	26.289	19.331	19.330	28.908	1'33.858	282,0	13:49'23.155
13	26.492	19.428	19.371	28.731	1'34.022	280,5	13:50'57.177

14	26.411	19.437	19.409	29.032	1'34.289	281,3	13:52'31.466
15	26.437	19.429	19.483	29.052	1'34.401	280,5	13:54'05.867
16	26.599	19.520	19.554	28.948	1'34.621	279,8	13:55'40.488
17	26.528	19.546	19.462	29.017	1'34.553	282,0	13:57'15.041
18	26.492	19.451	19.384	29.042	1'34.369	280,5	13:58'49.410
19	26.414	19.453	19.531	29.331	1'34.729	281,3	14:00'24.139
20	26.584	19.759	19.639	29.241	1'35.223	281,3	14:01'59.362
21	26.574	19.584	19.519	29.384	1'35.061	280,5	14:03'34.423
Race Time 32'59.064							

4° 55 A. LOCATELLI [1'33.566]							
Lap	Seg1	Seg2	Seg3	Seg4	Lap Time	km/h	Local Time
1		19.228	19.329	29.021	1'37.495	232,3	13:32'12.854
2	26.453	19.082	19.536	28.565	1'33.636	280,5	13:33'46.490
3	26.388	19.001	19.389	28.972	1'33.750	284,2	13:35'20.240
4	26.630	19.169	19.342	28.872	1'34.013	283,5	13:36'54.253
5	26.374	19.124	19.353	29.041	1'33.892	284,2	13:38'28.145
6	26.394	19.178	19.343	28.988	1'33.903	283,5	13:40'02.048
7	26.351	19.057	19.256	28.902	1'33.566	283,5	13:41'35.614
8	26.288	19.218	19.428	28.907	1'33.841	282,0	13:43'09.455
9	26.387	19.341	19.440	31.791	1'36.959	282,7	13:44'46.414
10	26.509	19.250	19.470	28.999	1'34.228	281,3	13:46'20.642
11	26.374	19.250	19.453	29.103	1'34.180	282,0	13:47'54.822
12	26.517	19.349	19.596	29.107	1'34.569	282,0	13:49'29.391
13	26.443	19.211	19.435	28.992	1'34.081	282,7	13:51'03.472
14	26.490	19.297	19.696	29.088	1'34.571	282,0	13:52'38.043
15	26.680	19.288	19.499	29.176	1'34.643	282,7	13:54'12.686
16	26.644	19.777	19.746	29.083	1'35.250	282,0	13:55'47.936
17	26.699	19.353	19.665	29.247	1'34.964	283,5	13:57'22.900
18	26.691	19.377	19.551	29.175	1'34.794	281,3	13:58'57.694
19	26.610	19.419	19.548	29.254	1'34.831	282,0	14:00'32.525
20	26.530	19.321	19.526	29.190	1'34.567	282,7	14:02'07.092
21	26.686	19.697	19.582	29.465	1'35.430	282,7	14:03'42.522
Race Time 33'07.163							

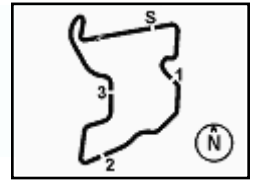
5° 21 M. RINALDI [1'33.695]							
Lap	Seg1	Seg2	Seg3	Seg4	Lap Time	km/h	Local Time
1		19.529	19.399	30.156	1'39.995	241,6	13:32'15.354
2	26.628	19.256	19.431	29.330	1'34.645	286,5	13:33'49.999
3	26.338	19.130	19.595	29.117	1'34.180	287,2	13:35'24.179
4	26.305	19.198	19.363	29.514	1'34.380	289,5	13:36'58.559
5	26.170	19.103	19.243	29.317	1'33.833	287,2	13:38'32.392
6	26.265	19.113	19.282	29.059	1'33.719	286,5	13:40'06.111
7	26.197	19.204	19.334	29.022	1'33.757	288,0	13:41'39.868
8	26.275	18.994	20.204	28.935	1'34.408	290,3	13:43'14.276
9	27.161	19.217	19.246	28.965	1'34.589	288,8	13:44'48.865
10	26.575	19.158	19.242	29.236	1'34.211	273,4	13:46'23.076
11	26.296	19.150	19.282	29.048	1'33.776	290,3	13:47'56.852
12	26.327	19.748	19.509	29.468	1'35.052	288,8	13:49'31.904
13	26.291	19.035	19.319	29.102	1'33.747	286,5	13:51'05.651
14	26.309	19.065	19.355	28.966	1'33.695	284,2	13:52'39.346
15	26.327	19.122	19.195	29.189	1'33.833	287,2	13:54'13.179
16	26.622	19.323	19.360	29.176	1'34.481	287,2	13:55'47.660
17	26.547	19.273	19.332	31.579	1'36.731	286,5	13:57'24.391
18	26.368	19.896	19.427	29.439	1'35.130	288,0	13:58'59.521
19	26.464	19.433	19.441	29.298	1'34.636	286,5	14:00'34.157
20	26.616	19.779	19.647	29.745	1'35.787	285,7	14:02'09.944
21	27.001	19.836	19.631	30.148	1'36.616	285,0	14:03'46.560
Race Time 33'11.201							

6° 97 X. VERGE [1'33.908]							
Lap	Seg1	Seg2	Seg3	Seg4	Lap Time	km/h	Local Time
1		19.457	19.603	28.901	1'38.718	236,3	13:32'14.077
2	26.612	19.269	19.393	28.900	1'34.174	288,0	13:33'48.251
3	26.486	19.087	19.964	28.844	1'34.381	287,2	13:35'22.632
4	26.497	19.243	19.319	29.046	1'34.105	285,7	13:36'56.737

12/11/2022 P = Pits In/Out - C = Lap Time Cancelled

These data/results cannot be reproduced, stored and/or transmitted in whole or in part by any manner of electronic, mechanical, photocopying, recording, broadcasting or otherwise now known or herein after developed without the previous express consent by the copyright owner, except for reproduction in daily press and regular printed publications on sale to the public within 60 days of the event related to those data/results and always provided that copyright symbol appears together as follows below.

© DORNA WSBK ORGANIZATION Srl 2022



Pirelli Indonesian Round, 11-13 November 2022

Chronological Analysis Race 1

Pertamina Mandalika Circuit 4.301 m

Start at 13:30'35.359

2 / 4

Lap	Seg.1	Seg.2	Seg.3	Seg.4	Lap Time	km/h	Local Time
5	26.496	19.176	19.386	28.850	1'33.908	288,0	13:38'30.645
6	26.482	19.324	19.698	29.001	1'34.505	290,3	13:40'05.150
7	26.582	19.199	19.350	29.149	1'34.280	277,6	13:41'39.430
8	26.596	19.123	19.941	28.902	1'34.562	280,5	13:43'13.992
9	26.840	19.252	19.384	28.840	1'34.316	282,7	13:44'48.308
10	26.531	19.147	19.498	28.952	1'34.128	283,5	13:46'22.436
11	26.577	19.106	19.511	28.908	1'34.102	284,2	13:47'56.538
12	26.660	19.921	19.696	29.358	1'35.635	279,1	13:49'32.173
13	26.573	19.226	19.326	29.090	1'34.215	287,2	13:51'06.388
14	26.604	19.242	19.564	29.587	1'34.997	288,0	13:52'41.385
15	26.830	19.369	19.434	29.394	1'35.027	274,8	13:54'16.412
16	26.699	19.612	19.537	29.266	1'35.114	287,2	13:55'51.526
17	26.828	19.469	19.466	29.243	1'35.006	287,2	13:57'26.532
18	26.754	19.475	19.554	29.331	1'35.114	288,8	13:59'01.646
19	26.845	19.520	19.734	29.288	1'35.387	287,2	14:00'37.033
20	26.945	19.455	20.005	29.644	1'36.049	289,5	14:02'13.082
21	26.919	19.584	19.917	30.180	1'36.600	288,0	14:03'49.682
Race Time 33'14.323							

9° 22 A. LOWES [1'33.430]							
Lap	Seg.1	Seg.2	Seg.3	Seg.4	Lap Time	km/h	Local Time
1		19.693	19.524	29.686	1'40.130	233,8	13:32'15.489
2	26.633	19.134	19.911	28.991	1'34.669	282,0	13:33'50.158
3	26.415	19.054	19.341	28.672	1'33.482	284,2	13:35'23.640
4	26.303	19.156	19.162	28.809	1'33.430	283,5	13:36'57.070
5	26.474	19.158	19.262	29.064	1'33.958	284,2	13:38'31.028
6	26.440	19.154	19.398	28.938	1'33.930	284,2	13:40'04.958
7	26.286	19.179	19.441	29.196	1'34.102	285,0	13:41'39.060
8	26.433	19.237	19.591	28.945	1'34.206	280,5	13:43'13.266
9	27.778	19.361	19.303	28.884	1'35.326	280,5	13:44'48.592
10	26.792	19.233	19.521	29.161	1'34.707	284,2	13:46'23.299
11	26.760	19.128	19.373	28.999	1'34.260	280,5	13:47'57.559
12	26.558	19.432	19.643	29.363	1'34.996	285,0	13:49'32.555
13	26.760	19.175	19.781	29.089	1'34.805	279,8	13:51'07.360
14	26.585	19.307	19.473	29.184	1'34.549	284,2	13:52'41.909
15	26.692	19.283	19.381	29.398	1'34.754	282,7	13:54'16.663
16	26.847	19.771	19.608	29.466	1'35.692	278,4	13:55'52.355
17	26.768	19.339	19.511	29.120	1'34.738	283,5	13:57'27.093
18	26.534	19.431	19.592	29.208	1'34.765	285,0	13:59'01.858
19	26.744	19.510	20.652	29.140	1'36.046	281,3	14:00'37.904
20	26.750	19.544	19.600	29.670	1'35.564	285,7	14:02'13.468
21	27.089	19.782	23.745	29.847	1'40.463	283,5	14:03'53.931
Race Time 33'18.572							

7° 31 G. GERLOFF [1'33.832]							
Lap	Seg.1	Seg.2	Seg.3	Seg.4	Lap Time	km/h	Local Time
1		19.835	19.564	29.276	1'40.016	236,8	13:32'15.375
2	26.961	19.190	19.733	29.166	1'35.050	281,3	13:33'50.425
3	26.633	19.009	19.356	28.949	1'33.947	282,0	13:35'24.372
4	26.596	19.131	19.346	29.247	1'34.320	282,0	13:36'58.692
5	26.463	19.261	19.314	28.794	1'33.832	282,0	13:38'32.524
6	26.473	19.242	19.356	28.830	1'33.901	284,2	13:40'06.425
7	26.524	19.191	19.414	28.903	1'34.032	282,7	13:41'40.457
8	26.601	19.175	19.599	29.184	1'34.559	282,7	13:43'15.016
9	26.521	19.319	19.511	28.907	1'34.258	281,3	13:44'49.274
10	26.821	19.258	19.974	29.253	1'35.306	279,8	13:46'24.580
11	26.634	19.261	19.447	29.023	1'34.365	282,0	13:47'58.945
12	26.573	20.139	19.538	28.956	1'35.206	279,8	13:49'34.151
13	26.769	19.066	19.680	28.956	1'34.471	280,5	13:51'08.622
14	26.751	19.225	19.820	28.972	1'34.768	282,0	13:52'43.390
15	26.591	19.422	19.533	28.981	1'34.527	281,3	13:54'17.917
16	26.619	19.402	19.481	29.072	1'34.574	281,3	13:55'52.491
17	26.764	19.515	19.487	29.096	1'34.862	285,7	13:57'27.353
18	26.545	19.354	19.623	29.380	1'34.902	282,0	13:59'02.255
19	26.801	19.398	19.540	29.209	1'34.948	283,5	14:00'37.203
20	26.911	19.841	19.601	29.599	1'35.952	282,7	14:02'13.155
21	27.422	20.422	19.832	29.513	1'37.189	282,7	14:03'50.344
Race Time 33'14.985							

10° 76 L. BAZ [1'34.039]							
Lap	Seg.1	Seg.2	Seg.3	Seg.4	Lap Time	km/h	Local Time
1		20.157	20.069	29.507	1'43.157	236,3	13:32'18.516
2	26.558	19.399	19.655	29.080	1'34.692	284,2	13:33'53.208
3	26.660	19.395	19.505	28.979	1'34.539	282,7	13:35'27.747
4	26.729	19.581	19.586	29.116	1'35.012	285,0	13:37'02.759
5	26.763	19.637	19.724	28.942	1'35.066	284,2	13:38'37.825
6	26.463	19.292	19.371	28.913	1'34.039	281,3	13:40'11.864
7	26.500	19.228	19.378	29.176	1'34.282	282,0	13:41'46.146
8	26.558	19.625	20.051	29.430	1'35.664	282,7	13:43'21.810
9	26.523	19.308	19.792	29.115	1'34.738	282,0	13:44'56.548
10	26.559	19.531	19.519	29.132	1'34.741	280,5	13:46'31.289
11	26.668	19.430	19.434	30.076	1'35.608	281,3	13:48'06.897
12	26.937	19.718	19.481	29.241	1'35.377	280,5	13:49'42.274
13	26.685	19.282	19.883	29.239	1'35.089	282,0	13:51'17.363
14	26.693	19.889	19.617	29.281	1'35.480	282,0	13:52'52.843
15	26.786	19.554	19.606	29.345	1'35.291	281,3	13:54'28.134
16	26.649	19.500	19.526	29.175	1'34.850	282,0	13:56'02.984
17	26.869	19.709	19.537	29.383	1'35.498	283,5	13:57'38.482
18	27.036	20.025	19.660	29.256	1'35.977	282,7	13:59'14.459
19	26.631	19.539	19.754	29.863	1'35.787	284,2	14:00'50.246
20	26.793	20.049	19.818	29.581	1'36.241	282,0	14:02'26.487
21	26.787	19.607	19.699	29.797	1'35.890	280,5	14:04'02.377
Race Time 33'27.018							

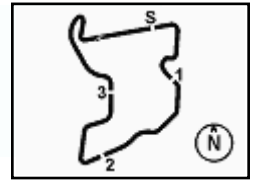
8° 47 A. BASSANI [1'33.941]							
Lap	Seg.1	Seg.2	Seg.3	Seg.4	Lap Time	km/h	Local Time
1		19.195	19.682	28.922	1'38.335	236,8	13:32'13.694
2	26.558	19.086	19.498	29.007	1'34.149	286,5	13:33'47.843
3	26.490	19.232	19.320	28.916	1'33.958	284,2	13:35'21.801
4	26.506	19.150	19.518	29.028	1'34.202	284,2	13:36'56.003
5	26.438	19.194	19.381	28.928	1'33.941	284,2	13:38'29.944
6	26.416	19.286	19.457	29.028	1'34.187	284,2	13:40'04.131
7	26.515	19.289	19.809	29.518	1'35.131	283,5	13:41'39.262
8	26.560	19.279	19.496	28.950	1'34.285	283,5	13:43'13.547
9	26.553	19.344	19.405	28.910	1'34.212	284,2	13:44'47.759
10	26.499	19.294	19.514	29.034	1'34.341	283,5	13:46'22.100
11	26.584	19.210	19.482	28.867	1'34.143	282,7	13:47'56.243
12	26.606	19.295	19.357	32.034	1'37.292	283,5	13:49'33.535
13	26.743	19.299	19.634	29.042	1'34.718	284,2	13:51'08.253
14	26.626	19.288	19.914	29.528	1'35.356	284,2	13:52'43.609
15	26.923	19.363	19.488	29.802	1'35.576	285,0	13:54'19.185
16	26.867	19.521	19.629	29.366	1'35.383	284,2	13:55'54.568
17	26.704	19.255	19.639	29.216	1'34.814	285,0	13:57'29.382
18	26.802	19.744	19.625	29.466	1'35.637	285,0	13:59'05.019
19	26.788	19.784	19.848	29.556	1'35.976	284,2	14:00'40.995

11° 12 X. FORES [1'33.913]							
Lap	Seg.1	Seg.2	Seg.3	Seg.4	Lap Time	km/h	Local Time
1		19.561	19.694	29.149	1'40.712	241,1	13:32'16.071
2	26.811	19.104	20.190	29.258	1'35.363	281,3	13:33'51.434
3	26.550	19.326	19.309	28.877	1'34.062	282,7	13:35'25.496
4	26.354	19.465	19.296	29.100	1'34.215	285,0	13:36'59.711
5	26.587	19.329	19.192	28.861	1'33.969	282,0	13:38'33.680
6	26.358	19.349	19.336	28.870	1'33.913	281,3	13:40'07.593
7	26.527	19.174	19.396	29.008	1'34.105	281,3	13:41'41.698
8	26.434	19.304	19.307	31.216	1'36.261	284,2	13:43'17.959
9	26.455	19.347	19.381	29.137	1'34.320	281,3	13:44'52.279
10	26.582	19.309	19.388	29.103	1'34.382	280,5	13:46'26.661

12/11/2022 P = Pits In/Out - C = Lap Time Cancelled

These data/results cannot be reproduced, stored and/or transmitted in whole or in part by any manner of electronic, mechanical, photocopying, recording, broadcasting or otherwise now known or herein after developed without the previous express consent by the copyright owner, except for reproduction in daily press and regular printed publications on sale to the public within 60 days of the event related to those data/results and always provided that copyright symbol appears together as follows below.

© DORNA WSBK ORGANIZATION Srl 2022



Pirelli Indonesian Round, 11-13 November 2022

Chronological Analysis Race 1

Pertamina Mandalika Circuit 4.301 m

Start at 13:30'35.359

3 / 4

11	27.032	19.679	19.490	29.284	1'35.485	282,0	13:48'02.146	2	27.030	19.901	19.805	29.683	1'36.419	283,5	13:33'57.152
12	26.745	19.689	19.496	28.990	1'34.920	280,5	13:49'37.066	3	26.842	19.916	19.731	29.506	1'35.995	284,2	13:35'33.147
13	26.630	19.486	19.503	29.202	1'34.821	281,3	13:51'11.887	4	26.845	19.788	19.720	29.842	1'36.195	285,0	13:37'09.342
14	26.675	19.412	19.394	29.966	1'35.447	276,2	13:52'47.334	5	26.924	20.180	19.900	29.606	1'36.610	284,2	13:38'45.952
15	26.663	21.101	19.611	29.363	1'36.738	281,3	13:54'24.072	6	26.897	19.936	19.767	29.456	1'36.056	284,2	13:40'22.008
16	26.630	19.551	19.565	30.472	1'36.218	279,1	13:56'00.290	7	26.756	19.823	19.755	29.420	1'35.754	285,0	13:41'57.762
17	28.338	20.336	19.629	29.482	1'37.785	281,3	13:57'38.075	8	26.728	19.806	19.783	29.462	1'35.779	285,7	13:43'33.541
18	26.795	19.760	19.558	29.377	1'35.490	282,7	13:59'13.565	9	26.734	19.803	19.791	29.400	1'35.728	285,7	13:45'09.269
19	26.790	19.709	19.479	31.116	1'37.094	280,5	14:00'50.659	10	26.843	19.816	19.692	29.300	1'35.651	285,0	13:46'44.920
20	26.964	19.709	19.715	29.837	1'36.225	280,5	14:02'26.884	11	26.828	19.853	20.175	29.574	1'36.430	285,0	13:48'21.350
21	26.908	19.502	19.521	29.648	1'35.579	281,3	14:04'02.463	12	26.980	19.961	19.997	29.481	1'36.419	283,5	13:49'57.769

Race Time 33'27.104

12° 45 S. REDDING (1'34.269)

Lap	Seg1	Seg2	Seg3	Seg4	Lap Time	km/h	Local Time
1		20.043	20.084	31.673	1'44.993	236,3	13:32'20.352
2	26.883	19.649	19.601	29.702	1'35.835	283,5	13:33'56.187
3	26.709	19.407	19.566	29.053	1'34.725	285,0	13:35'30.912
4	26.746	19.534	19.486	29.342	1'35.108	282,7	13:37'06.020
5	26.486	19.377	19.374	29.032	1'34.269	284,2	13:38'40.289
6	26.674	19.311	21.622	29.282	1'36.889	284,2	13:40'17.178
7	26.683	19.492	19.542	29.088	1'34.805	283,5	13:41'51.983
8	28.679	20.413	19.835	33.443	1'42.370	283,5	13:43'34.353
9	27.157	19.646	19.756	29.413	1'35.972	279,1	13:45'10.325
10	26.763	19.372	19.582	29.506	1'35.223	282,0	13:46'45.548
11	26.702	19.653	19.666	29.290	1'35.311	284,2	13:48'20.859
12	26.991	20.250	19.564	31.538	1'38.343	283,5	13:49'59.202
13	26.973	19.506	19.483	29.263	1'35.225	280,5	13:51'34.427
14	26.784	19.348	20.578	29.264	1'35.974	283,5	13:53'10.401
15	27.889	19.432	19.597	29.399	1'36.317	285,7	13:54'46.718
16	26.726	19.905	19.619	29.128	1'35.378	282,7	13:56'22.096
17	26.628	19.601	19.516	29.440	1'35.185	282,7	13:57'57.281
18	26.925	20.355	19.617	29.499	1'36.396	283,5	13:59'33.677
19	26.809	19.534	19.566	29.391	1'35.300	282,7	14:01'08.977
20	26.734	19.480	19.606	29.227	1'35.047	285,0	14:02'44.024
21	26.679	19.371	19.527	29.284	1'34.861	285,0	14:04'18.885

Race Time 33'43.526

13° 35 H. SYAHRIN (1'34.857)

Lap	Seg1	Seg2	Seg3	Seg4	Lap Time	km/h	Local Time
1		19.644	20.302	29.294	1'41.434	241,6	13:32'16.793
2	26.977	19.431	20.174	29.250	1'35.832	278,4	13:33'52.625
3	26.702	19.399	19.632	29.199	1'34.932	278,4	13:35'27.557
4	26.798	19.367	20.099	29.634	1'35.898	277,6	13:37'03.455
5	26.757	19.340	19.695	29.070	1'34.862	282,0	13:38'38.317
6	26.826	19.349	19.493	29.189	1'34.857	276,2	13:40'13.174
7	26.733	19.226	19.805	29.256	1'35.020	275,5	13:41'48.194
8	26.804	19.499	19.712	29.424	1'35.439	278,4	13:43'23.633
9	26.957	19.367	19.594	29.776	1'35.694	277,6	13:44'59.327
10	26.965	19.416	19.638	31.056	1'37.075	277,6	13:46'36.402
11	27.211	19.671	19.821	29.585	1'36.288	275,5	13:48'12.690
12	27.130	19.668	19.756	29.545	1'36.099	276,2	13:49'48.789
13	27.500	19.578	20.219	29.508	1'36.805	273,4	13:51'25.594
14	27.153	19.693	19.833	29.622	1'36.301	274,1	13:53'01.895
15	27.201	19.645	20.056	29.701	1'36.603	276,2	13:54'38.498
16	27.338	19.804	19.916	29.718	1'36.776	273,4	13:56'15.274
17	27.214	19.731	20.027	30.329	1'37.301	274,8	13:57'52.575
18	27.358	19.714	19.921	29.877	1'36.870	273,4	13:59'29.445
19	27.275	19.757	20.065	30.175	1'37.272	274,1	14:01'06.717
20	27.263	19.904	20.029	30.016	1'37.212	275,5	14:02'43.929
21	27.644	19.973	20.226	31.414	1'39.257	272,0	14:04'23.186

Race Time 33'47.827

14° 50 E. LAVERTY (1'35.651)

Lap	Seg1	Seg2	Seg3	Seg4	Lap Time	km/h	Local Time
1		20.143	20.423	32.122	1'45.374	248,8	13:32'20.733

15° 3 K. NOZANE (1'35.034)

Lap	Seg1	Seg2	Seg3	Seg4	Lap Time	km/h	Local Time
1		19.763	19.506	29.424	1'40.354	242,2	13:32'15.713
2	26.852	19.511	19.993	29.243	1'35.599	279,8	13:33'51.312
3	26.858	19.549	19.530	29.097	1'35.034	279,8	13:35'26.346
4	27.316	19.973	19.675	29.267	1'36.231	279,1	13:37'02.577
5	26.830	19.825	19.472	29.050	1'35.177	276,9	13:38'37.754
6	26.793	19.615	19.516	29.138	1'35.062	276,9	13:40'12.816
7	26.627	19.640	19.665	29.332	1'35.264	277,6	13:41'48.080
8	27.083	19.556	19.667	29.438	1'35.744	274,8	13:43'23.824
9	26.843	20.995	20.116	29.121	1'37.075	279,1	13:45'00.899
10	26.819	19.973	19.590	29.411	1'35.793	275,5	13:46'36.692
11	27.036	19.786	20.303	29.390	1'36.515	279,8	13:48'13.207
12	26.844	19.810	19.567	29.471	1'35.692	278,4	13:49'48.899
13	27.568	20.571	19.748	29.194	1'37.081	276,9	13:51'25.980
14	26.988	19.885	19.894	29.269	1'36.036	277,6	13:53'02.016
15	29.112	20.252	19.841	29.499	1'38.704	275,5	13:54'40.720
16	27.392	20.702	19.929	29.545	1'37.568	276,9	13:56'18.288
17	27.257	20.191	19.877	29.532	1'36.857	274,8	13:57'55.145
18	28.907	21.133	19.904	29.709	1'39.653	276,9	13:59'34.798
19	27.463	20.279	20.499	29.618	1'37.859	276,2	14:01'12.657
20	27.373	20.124	19.975	29.920	1'37.392	276,2	14:02'50.049
21	27.559	19.928	19.977	30.297	1'37.761	274,1	14:04'27.810

Race Time 33'52.451

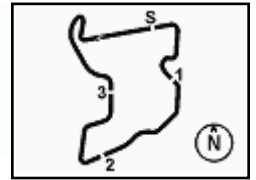
16° 52 D. KONIG (1'35.571)

Lap	Seg1	Seg2	Seg3	Seg4	Lap Time	km/h	Local Time
1		19.944	20.913	29.913	1'43.612	230,3	13:32'18.971
2	27.144	20.007	19.988	30.958	1'38.097	276,2	13:33'57.068
3	27.292	19.820	19.906	29.630	1'36.648	279,1	13:35'33.716
4	27.005	19.935	19.728	29.590	1'36.258	275,5	13:37'09.974
5	26.998	19.936	19.857	29.738	1'36.529	274,8	13:38'46.503
6	26.960	19.986	19.802	29.471	1'36.219	275,5	13:40'22.722
7	27.143	19.849	19.813	29.622	1'36.427	276,2	13:41'59.149
8	26.983	19.975	19.984	29.690	1'36.632	275,5	13:43'35.781
9	26.959	19.981	19.763	29.353	1'36.056	275,5	13:45'11.837
10	27.053	19.844	19.802	29.346	1'36.045	274,8	13:46'47.882
11	26.876	19.933	19.792	29.477	1'36.078	274,8	13:48'23.960
12	26.869	19.829	19.947	29.416	1'36.061	274,8	13:50'00.021
13	26.818	19.783	19.647	29.581	1'35.829	276,2	13:51'35.850
14	26.846	19.660	19.807	29.258	1'35.571	275,5	13:53'11.421
15	27.197	19.695	19.806	29.530	1'36.228	276,2	13:54'47.649
16	27.115	19.969	20.130	29.495	1'36.709	277,6	13:56'24.358

12/11/2022 P = Pits In/Out - C = Lap Time Cancelled

These data/results cannot be reproduced, stored and/or transmitted in whole or in part by any manner of electronic, mechanical, photocopying, recording, broadcasting or otherwise now known or herein after developed without the previous express consent by the copyright owner, except for reproduction in daily press and regular printed publications on sale to the public within 60 days of the event related to those data/results and always provided that copyright symbol appears together as follows below.

© DORNA WSBK ORGANIZATION Srl 2022



Pirelli Indonesian Round, 11-13 November 2022

Chronological Analysis Race 1

Pertamina Mandalika Circuit 4.301 m

Start at 13:30'35.359

4 / 4

17	26.955	19.931	19.877	29.579	1'36.342	279,1	13:58'00.700	6	26.428	19.276	19.969	28.931	1'34.604	285,7	13:40'15.241
18	26.965	19.712	22.199	30.230	1'39.106	274,8	13:59'39.806	7	26.332	19.025	19.460	29.217	1'34.034	285,7	13:41'49.275
19	27.229	19.838	19.942	29.535	1'36.544	272,0	14:01'16.350	8	26.362	19.248	19.539	30.170	1'35.319	285,7	13:43'24.594
20	26.983	19.913	19.858	29.582	1'36.336	274,8	14:02'52.686	9	26.619	19.121	19.329	29.370	1'34.439	287,2	13:44'59.033
21	26.872	19.825	19.867	29.856	1'36.420	274,1	14:04'29.106	10	26.425	19.089	19.449	29.245	1'34.208	284,2	13:46'33.241

Race Time 33'53.747

Race Time 15'57.882

RET 60 M. VAN DER MARK (1'33.747)

Lap	Seg.1	Seg.2	Seg.3	Seg.4	Lap Time	km/h	Local Time
1		19.593	19.386	28.946	1'38.938	234,8	13:32'14.297
2	26.561	19.261	19.343	28.924	1'34.089	282,0	13:33'48.386
3	26.500	19.152	19.249	28.846	1'33.747	279,8	13:35'22.133
4	26.372	19.256	19.368	28.998	1'33.994	280,5	13:36'56.127
5	26.448	19.221	19.300	28.976	1'33.945	281,3	13:38'30.072
6	26.461	19.625	19.374	29.008	1'34.468	277,6	13:40'04.540
7	26.264	19.233	19.570	31.242	1'36.309	280,5	13:41'40.849
8	26.365	19.120	19.434	29.285	1'34.204	282,0	13:43'15.053
9	26.610	19.455	19.313	28.910	1'34.288	279,8	13:44'49.341
10	26.480	19.357	19.522	28.884	1'34.243	279,1	13:46'23.584
11	26.608	19.413	19.341	28.742	1'34.104	279,1	13:47'57.688
12	26.556	19.324	19.488	29.190	1'34.558	280,5	13:49'32.246
13	26.646	19.232	19.491	28.928	1'34.297	274,8	13:51'06.543
14	26.568	19.318	19.512	29.167	1'34.565	278,4	13:52'41.108
15	26.729	19.308	19.578	29.345	1'34.960	277,6	13:54'16.068
16	26.640	20.988	19.462	29.422	1'36.512	279,1	13:55'52.580
17	26.818	19.624	19.443	29.066	1'34.951	277,6	13:57'27.531

Race Time 26'52.172

RET 11 K. SMITH (1'35.039)

Lap	Seg.1	Seg.2	Seg.3	Seg.4	Lap Time	km/h	Local Time
1		20.397	20.440	29.901	1'43.751	238,4	13:32'19.110
2	27.331	19.929	19.830	29.539	1'36.629	267,3	13:33'55.739
3	26.952	19.724	19.677	29.269	1'35.622	279,8	13:35'31.361
4	26.808	19.336	19.528	29.367	1'35.039	274,8	13:37'06.400
5	26.900	19.408	19.539	29.585	1'35.432	274,8	13:38'41.832
6	26.920	19.644	19.706	29.445	1'35.715	274,1	13:40'17.547
7	26.924	19.577	19.524	29.432	1'35.457	275,5	13:41'53.004
8	26.889	19.594	19.578	29.358	1'35.419	274,1	13:43'28.423
9	27.025	19.672	19.866	29.447	1'36.010	270,7	13:45'04.433
10	27.158	19.725	19.607	29.387	1'35.877	272,7	13:46'40.310
11	27.433	20.371	20.013	30.241	1'38.058	260,2	13:48'18.368
12	28.915	21.676	23.922	41.247	1'55.760P	234,8	13:50'14.128

Race Time 19'38.769

RET 36 L. MERCADO (1'34.799)

Lap	Seg.1	Seg.2	Seg.3	Seg.4	Lap Time	km/h	Local Time
1		19.688	19.645	29.181	1'40.457	238,9	13:32'15.816
2	26.972	19.286	19.853	29.053	1'35.164	280,5	13:33'50.980
3	26.809	19.525	19.704	29.045	1'35.083	281,3	13:35'26.063
4	26.667	19.596	19.600	29.130	1'34.993	282,7	13:37'01.056
5	26.814	19.487	19.634	29.112	1'35.047	279,8	13:38'36.103
6	26.697	19.671	19.482	28.949	1'34.799	279,1	13:40'10.902
7	26.862	19.480	19.538	29.068	1'34.948	278,4	13:41'45.850
8	26.699	20.684	19.911	29.457	1'36.751	278,4	13:43'22.601
9	26.828	19.531	19.594	29.042	1'34.995	280,5	13:44'57.596
10	26.926	19.640	19.676	29.215	1'35.457	279,8	13:46'33.053
11	29.714	20.041	27.777	1'06.974	2'24.506P	280,5	13:48'57.559

Race Time 18'22.200

RET 5 P. OETTL (1'33.882)

Lap	Seg.1	Seg.2	Seg.3	Seg.4	Lap Time	km/h	Local Time
1		19.376	20.269	29.297	1'44.038	244,3	13:32'19.397
2	26.797	19.837	19.515	29.264	1'35.413	282,7	13:33'54.810
3	26.509	18.898	19.380	29.095	1'33.882	285,7	13:35'28.692
4	26.400	19.181	19.578	29.239	1'34.398	284,2	13:37'03.090
5	29.610	19.345	19.750	28.842	1'37.547	286,5	13:38'40.637

12/11/2022 P = Pits In/Out - C = Lap Time Cancelled

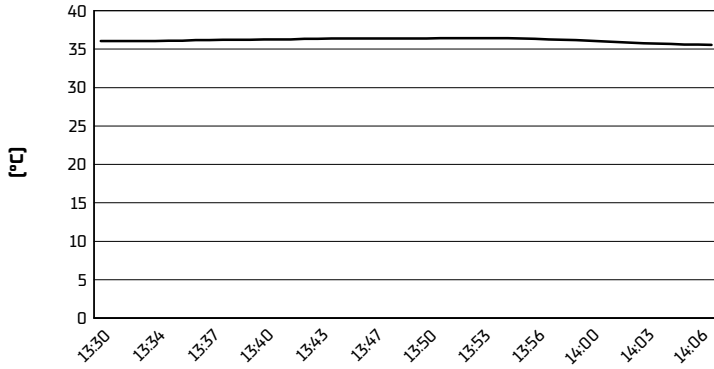
These data/results cannot be reproduced, stored and/or transmitted in whole or in part by any manner of electronic, mechanical, photocopying, recording, broadcasting or otherwise now known or herein after developed without the previous express consent by the copyright owner, except for reproduction in daily press and regular printed publications on sale to the public within 60 days of the event related to those data/results and always provided that copyright symbol appears together as follows below.

© DORNA WSBK ORGANIZATION Srl 2022

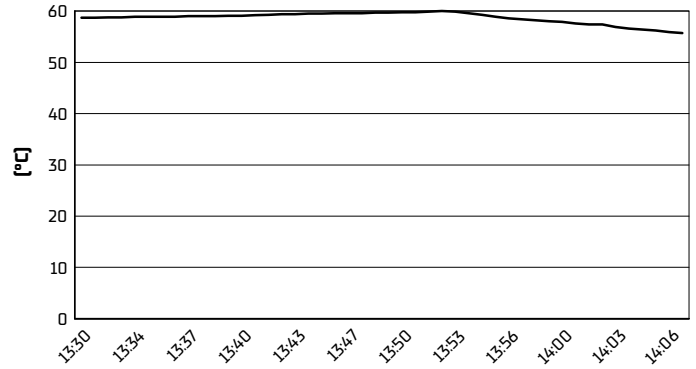
Pirelli Indonesian Round, 11-13 November 2022
Weather Report Race 1

Session started 13:31 - Session ended 14:07

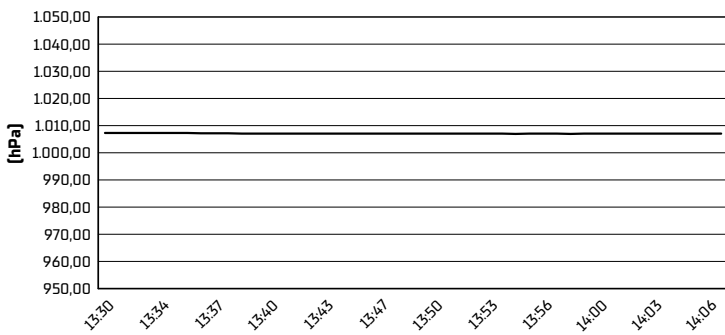
Air Temperature



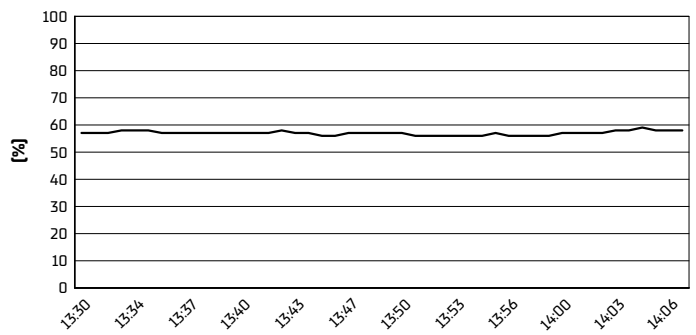
Track Temperature



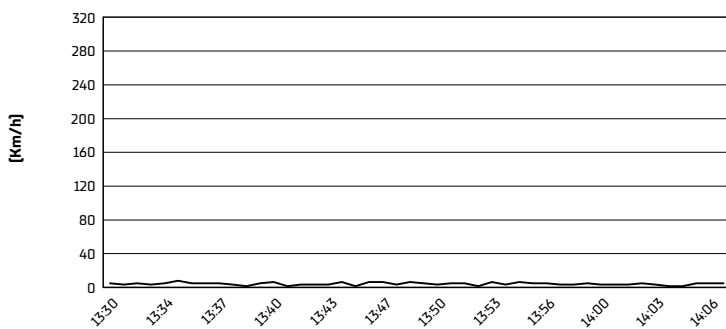
Air Pressure



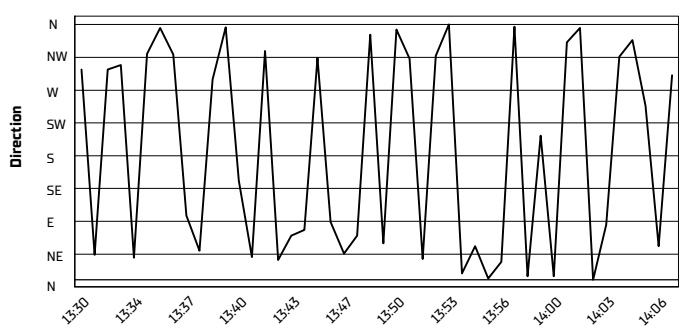
Humidity



Wind Speed



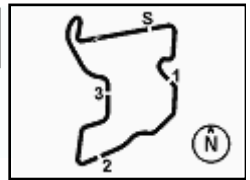
Wind Direction



12/11/2022

These data/results cannot be reproduced, stored and/or transmitted in whole or in part by any manner of electronic, mechanical, photocopying, recording, broadcasting or otherwise now known or herein after developed without the previous express consent by the copyright owner, except for reproduction in daily press and regular printed publications on sale to the public within 60 days of the event related to those data/results and always provided that copyright symbol appears together as follows below.

© DORNA WSBK ORGANIZATION Srl 2022



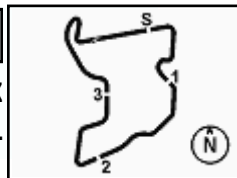
Pirelli Indonesian Round, 11-13 November 2022

Manufacturers Standings

Pertamina Mandalika Circuit 4.301 m

	Points	Points From First	Points From Previous	April 10	April 24	May 22	June 12	July 17	July 31	September 11	September 25	October 9	October 23	November 13	November 20			
				ARAGON	ASSEN	ESTORIL	MISANO	DONINGTON	MOST	MAGNY-COURS	BARCELONA	PORTIMAO	VILLICUM	MANDALIKA	PHILLIP ISLAND			
1 DUCATI	558			20 25 12 7	20 25 7 9	25 20 7 7	25 25 9 9	11 20 6 7	25 20 7 7	25 20 9 9	25 25 12 12	20 25 9 9	25 25 9 9	20				
2 YAMAHA	498	60		16 16 7 7	16 20 9 9	20 16 9 9	10 20 12 12	25 25 12 12	20 25 12 12	11 25 12 12	16 16 6 6	25 20 12 12	8 20 12 12	25				
3 KAWASAKI	453	105	45	25 20 9 9	25 13 12 12	16 25 12 12	20 13 7 7	20 16 9 9	13 16 9 9	13 13 7 7	20 13 9 9	16 16 7 7	20 16 7 7	16				
4 HONDA	231	327	222	10 8 2 2	11 16 5 5	11 10 6 6	9 11 6 6	8 6 3 3	8 9 3 3	7 6	10 10 3 3	8 8	13 10 4 4	10				
5 BMW	224	334	7	8 9	10 11 4 4	8 5 3 3	6 7	13 11 7 7	16 13 2 2	20 10 5 5	6 7 2 2	7 9 2 2	9 7 1 1	6				

12/11/2022 First Line: Race 1 & 2 - Second Line: Tissot Superpole Race
 These data/results cannot be reproduced, stored and/or transmitted in whole or in part by any manner of electronic, mechanical, photocopying, recording, broadcasting or otherwise now known or herein after developed without the previous express consent by the copyright owner, except for reproduction in daily press and regular printed publications on sale to the public within 60 days of the event related to those data/results and always provided that copyright symbol appears together as follows below.
 © DORNA WSBK ORGANIZATION Srl 2022



Pirelli Indonesian Round, 11-13 November 2022

Best Laps & Speeds

Pertamina Mandalika Circuit 4.301 m

No.	Rider Bike	Nat	Best Lap		FP1		FP2		FP3		SP		RC1	
			LL	SPD	LL	SPD	LL	SPD	LL	SPD	LL	SPD	LL	SPD
1	1 T. RAZGATLIOGLU Yamaha YZF R1	TUR	1'31.371 77 285,7		1'36.938 12 279,0	1'34.088 26 282,7	1'32.294 11 285,7	1'31.371 7 284,9	1'32.886 21 283,4					
2	65 J. REA Kawasaki ZX-10RR	GBR	1'32.423 68 287,2		1'37.965 13 280,5	1'34.595 16 282,7	1'33.660 12 287,2	1'32.423 6 287,2	1'33.057 21 282,7					
3	55 A. LOCATELLI Yamaha YZF R1	ITA	1'32.463 80 286,4		1'37.913 14 280,5	1'34.941 23 283,4	1'33.349 15 285,7	1'32.463 7 286,4	1'33.566 21 284,2					
4	22 A. LOWES Kawasaki ZX-10RR	GBR	1'32.514 77 287,2		1'38.694 13 281,9	1'35.265 21 283,4	1'34.663 15 286,4	1'32.514 7 287,2	1'33.430 21 285,7					
5	19 A. BAUTISTA Ducati Panigale V4R	ESP	1'32.823 87 292,6		1'37.509 19 287,2	1'33.626 24 285,7	1'33.491 16 291,8	1'32.823 7 292,6	1'33.128 21 291,1					
6	47 A. BASSANI Ducati Panigale V4R	ITA	1'32.936 73 288,0		1'38.869 14 280,5	1'35.139 19 284,2	1'33.768 13 287,2	1'32.936 6 288,0	1'33.941 21 286,4					
7	97 X. VIERGE Honda CBR1000 RR-R	ESP	1'33.125 81 291,8		1'37.882 17 287,2	1'35.022 20 288,7	1'34.661 16 291,1	1'33.125 7 291,8	1'33.908 21 290,3					
8	45 S. REDDING BMW M1000RR	GBR	1'33.127 76 288,0		1'38.052 15 282,7	1'35.213 20 282,7	1'34.342 14 284,9	1'33.127 6 288,0	1'34.269 21 285,7					
9	21 M. RINALDI Ducati Panigale V4R	ITA	1'33.138 76 290,3		1'37.932 15 281,2	1'34.590 18 283,4	1'34.155 15 288,0	1'33.138 7 288,0	1'33.695 21 290,3					
10	31 G. GERLOFF Yamaha YZF R1	USA	1'33.208 71 285,7		1'39.147 15 277,6	1'34.843 20 281,2	1'33.785 10 281,9	1'33.208 5 284,9	1'33.832 21 285,7					
11	60 M. VAN DER MARK BMW M1000RR	NED	1'33.364 71 287,2		1'37.719 14 279,7	1'36.331 18 281,9	1'34.433 15 287,2	1'33.364 7 286,4	1'33.747 17 281,9					
12	5 P. OETTL Ducati Panigale V4R	GER	1'33.493 63 287,2		1'38.849 14 281,9	1'35.610 17 281,9	1'33.992 16 285,7	1'33.493 6 287,2	1'33.882 10 287,2					
13	12 X. FORES Ducati Panigale V4R	ESP	1'33.529 76 286,4		1'39.754 17 279,7	1'34.871 21 280,5	1'35.174 11 283,4	1'33.529 6 286,4	1'33.913 21 284,9					
14	3 K. NOZANE Yamaha YZF R1	JPN	1'33.582 77 283,4		1'40.704 17 275,5	1'37.088 18 277,6	1'35.773 16 281,2	1'33.582 5 283,4	1'35.034 21 279,7					
15	76 L. BAZ BMW M1000RR	FRA	1'33.932 80 286,4		1'39.444 18 280,5	1'37.156 21 282,7	1'34.832 15 285,7	1'33.932 5 286,4	1'34.039 21 284,9					
16	35 H. SYAHRIN Honda CBR1000 RR-R	MAS	1'33.997 58 281,9		1'39.004 14 273,4	1'38.249 2 279,0	1'36.531 15 280,5	1'33.997 6 281,2	1'34.857 21 281,9					
17	52 D. KONIG Kawasaki ZX-10RR	CZE	1'34.315 76 280,5		1'39.360 19 276,9	1'39.095 16 276,9	1'35.028 14 279,0	1'34.315 6 280,5	1'35.571 21 279,0					
18	36 L. MERCADO Honda CBR1000 RR-R	ARG	1'34.409 66 284,2		1'39.749 18 278,3	1'37.346 20 283,4	1'34.822 11 284,2	1'34.409 6 282,7	1'34.799 11 282,7					
19	11 K. SMITH Kawasaki ZX-10RR	GBR	1'34.743 66 279,7		1'38.114 18 274,8	1'37.790 17 272,0	1'36.138 13 274,1	1'34.743 6 277,6	1'35.039 12 279,7					
20	50 E. LAVERTY BMW M1000RR	IRL	1'35.208 76 286,4		1'41.630 18 284,2	1'36.948 17 286,4	1'37.183 13 285,7	1'35.208 7 286,4	1'35.651 21 285,7					
21	44 L. MAHIAS Kawasaki ZX-10RR	FRA	1'35.414 37 279,7		1'38.697 15 275,5	1'35.414 18 277,6	1'35.991 4 279,7							
22	7 I. LECUONA Honda CBR1000 RR-R	ESP	1'35.766 22 284,2		1'37.127 18 283,4	1'35.766 4 284,2								

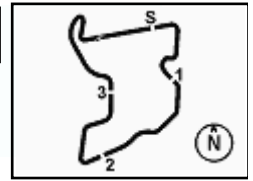
12/11/2022

These data/results cannot be reproduced, stored and/or transmitted in whole or in part by any manner of electronic, mechanical, photocopying, recording, broadcasting or otherwise now known or herein after developed without the previous express consent by the copyright owner, except for reproduction in daily press and regular printed publications on sale to the public within 60 days of the event related to those data/results and always provided that copyright symbol appears together as follows below.

© DORNA WSBK ORGANIZATION Srl 2022

FICR PERUGIA TIMING





Pirelli Indonesian Round, 11-13 November 2022

Pirelli Best Lap Award

	Points	Points From First	Points From Previous	April 10 ARAGON	April 24 ASSEN	May 22 ESTORIL	June 12 MISANO	July 17 DONINGTON	July 31 MOST	September 11 MAGNY-COURS	September 25 BARCELONA	October 9 PORTIMAO	October 23 VILLICUM	November 13 MANDALIKA	November 20 PHILLIP ISLAND			
1 BAUTISTA Alvaro (ESP)	8						1 1	1		1	1 1		1 1					
2 RAZGATLIOGLU Toprak (TUR)	7	1		1					1 1	1		1 1		1				
3 REA Jonathan (GBR)	5	3	2		1 1	1 1		1										
4 LOWES Alex (GBR)	1	7	4	1														

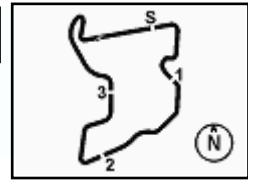
12/11/2022

These data/results cannot be reproduced, stored and/or transmitted in whole or in part by any manner of electronic, mechanical, photocopying, recording, broadcasting or otherwise now known or herein after developed without the previous express consent by the copyright owner, except for reproduction in daily press and regular printed publications on sale to the public within 60 days of the event related to those data/results and always provided that copyright symbol appears together as follows below.

© DORNA WSBK ORGANIZATION Srl 2022

FICR PERUGIA TIMING





Pirelli Indonesian Round, 11-13 November 2022

Hyundai N-spired Award Race 1

Pertamina Mandalika Circuit 4.301 m

1 / 2

Points	Points From First	Points From Previous	April 10		April 24		May 22		June 12		July 17		July 31		September 11		September 25		October 9		October 23		November 13		November 20		
			ARAGON	ASSEN	ESTORIL	MISANO	DONINGTON	MOST	MAGNY-COURS	BARCELONA	PORTIMAO	VILLICUM	MANDALIKA	PHILLIP ISLAND													
1	BERNARDI Luca (SMR)	86	6	2	6	10	1	7	7	8	9	3	5	7	6	2	7										
2	KONIG Oliver (CZE)	55 31	3	3	2	5	1	1	4	4	2	2	3	2	2	6	3	4	2	3	2	1					
3	BASSANI Axel (ITA)	54 32 1	1		4	1	7	6	5	4	4		5	3		8	2	4									
4	RINALDI Michael Ruben (ITA)	50 36 4			1	13	2	7	2				1	5	6	3	2	1	3	4							
5	VIERGE Xavi (ESP)	49 37 1	6	1	3	5	5	2		3	2	5	1		1	5	6	1	2	1							
6	TAMBURINI Roberto (ITA)	48 38 1	1	8	11				3	2			5	4	5	8	1										
7	PONSSON Christophe (FRA)	43 43 5	2	3	8	8	1						3	3	5	3	7										
8	MERCADO Leandro (ARG)	42 44 1	2	1	4				3	3		6	6	1	5	6	1	4									
9	LAVERTY Eugene (IRL)	41 45 1	4	2					4	2		1			6	2	2	2	3	7	6						
10	SYAHRIN Hafizh (MAS)	32 54 9	2	3	1	4			1	4	1	8	1	2			2				3						
11	VAN DER MARK Michael (NED)	32 54 0		2	7								3		6	6	4	4									
12	BAUTISTA Alvaro (ESP)	31 55 1		3	2	2	1	1		2	3	1	3		4	2	1	2	1	3							
13	DETTL Philipp (GER)	29 57 2		4					2	3	3	7	2				2	3	3								
14	REDDING Scott (GBR)	27 59 2	1	4	7				2			4	4	1			3	1									
15	LOCATELLI Andrea (ITA)	23 63 4	1		2	1						2	5	5			1	3	3								
16	BAZ Loris (FRA)	20 66 3		4	1	1			2	4					3						5						
17	LECUONA Iker (ESP)	19 67 1	1	3	2							4	4	3	2												
18	GERLOFF Garrett (USA)	19 67 0	2	3					3	1					3	1	3				3						
19	MAHIAS Lucas (FRA)	18 68 1	3	6	1							1	1		2	2	2										
20	NOZANE Kohta (JPN)	16 70 2	1						3	4	5	1	2														
21	LOWES Alex (GBR)	15 71 1		1	6	2							2							3	1						
22	MYKHALCHYK Illia (UKR)	14 72 1							5	7	2																
23	FORES Xavi (ESP)	14 72 0				5														4	3	2					
24	GUTIERREZ Oscar (ESP)	10 76 4													6	4											

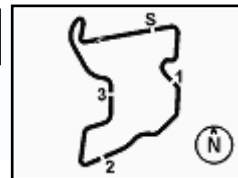
12/11/2022

These data/results cannot be reproduced, stored and/or transmitted in whole or in part by any manner of electronic, mechanical, photocopying, recording, broadcasting or otherwise now known or herein after developed without the previous express consent by the copyright owner, except for reproduction in daily press and regular printed publications on sale to the public within 60 days of the event related to those data/results and always provided that copyright symbol appears together as follows below.

© DORNA WSBK ORGANIZATION Srl 2022

FICR PERUGIA TIMING





Pirelli Indonesian Round, 11–13 November 2022

Hyundai N-spired Award Race 1

Pertamina Mandalika Circuit 4.301 m

2 / 2

	Points	Points From First	Points From Previous	April 10 ARAGON	April 24 ASSEN	May 22 ESTORIL	June 12 MISANO	July 17 DONINGTON	July 31 MOST	September 11 MAGNY-COURS	September 25 BARCELONA	October 9 PORTIMAO	October 23 VILLICUM	November 13 MANDALIKA	November 20 PHILIP ISLAND			
25 FRITZ Marvin (GER)	9	77	1									3	6					
26 HICKMAN Peter (GBR)	8	78	1					3	5									
27 RAZGATLIOGLU Toprak (TUR)	7	79	1					2			3	1	1					
28 VICKERS Ryan (GBR)	6	80	1						1	5								
29 REA Jonathan (GBR)	6	80	0	2	2		1				1							
30 HASLAM Leon (GBR)	5	81	1		1	4												
31 RUIU Gabriele (ITA)	5	81	0	3	2													
32 MACKENZIE Tarran (GBR)	4	82	1					4										
33 RABAT Tito (ESP)	4	82	0				3	1										
34 GAGNE Jake (USA)	2	84	2									2						
35 CRESSON Loris (BEL)	2	84	0	1	1													
36 SCHEIB Maximilian (CHI)	1	85	1										1					
37 SOLORZA Marco (ARG)	1	85	0										1					

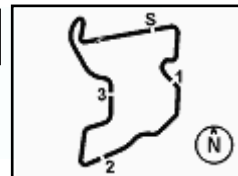
12/11/2022

These data/results cannot be reproduced, stored and/or transmitted in whole or in part by any manner of electronic, mechanical, photocopying, recording, broadcasting or otherwise now known or herein after developed without the previous express consent by the copyright owner, except for reproduction in daily press and regular printed publications on sale to the public within 60 days of the event related to those data/results and always provided that copyright symbol appears together as follows below.

© DORNA WSBK ORGANIZATION Srl 2022

FICR PERUGIA TIMING





Pirelli Indonesian Round, 11-13 November 2022

Overtakes Standings Race 1

Pertamina Mandalika Circuit 4.301 m

1 / 2

	Points	Points From First	Points From Previous	April 10 ARAGON	April 24 ASSEN	May 22 ESTORIL	June 12 MISANO	July 17 DONINGTON	July 31 MOST	September 11 MAGNY-COURS	September 25 BARCELONA	October 9 PORTIMAO	October 23 VILLICUM	November 13 MANDALIKA	November 20 PHILIP ISLAND			
1 BERNARDI Luca [SMR]	151			12 11	6 14	7 10	9 8	9 9	4 6	9 7	2 8	7 13						
2 NOZANE Kohta [JPN]	148	3		8 8	17	5 4	9 7	9 11	7 8	12 7	4 5	7 7	3 2	8				
3 OETTL Philipp [GER]	130	21 18		9 6	12 2		2 7	7 6	5 7	9 6	2 4	10 8	11 6	11				
4 LAVERTY Eugene [IRL]	128	23 2		11 5		3 1	4 10	6 3	10	8 8	8 6	4 9	9 8	15				
5 RINALDI Michael Ruben [ITA]	127	24 1		2 7 7	20 3	3 7	4 3	2 3	17 9	13 7	3 2	3 3	9					
6 TAMBURINI Roberto [ITA]	125	26 2		6 6	17 16		4 7	4 3	6 6	8 9	8 10	7 8						
7 BASSANI Axel [ITA]	125	26 0		5 2	8 10	5 7	7 7	6 4	6 4	9 5	7 13	4 1	7 4	4				
8 MERCADO Leandro [ARG]	124	27 1		7 9	9 11	2 3	8 7	1 4	9 8	4 5	7 7	2 9	2 2	8				
9 VIERGE Xavi [ESP]	117	34 7		8 5	7 12	6 4	2 1	7 4	5 5	10 5	8 4	5 7	2 3	7				
10 KONIG Oliver [CZE]	113	38 4		4 6	5 8	5 3	5 6	5 3	8 7	4 8	7 5	2 4	3 3	12				
11 GERLOFF Garrett [USA]	111	40 2		7 5	5 1		3 1	2 3	4 3	7 5	9 10	6 14	9 8	9				
12 BAZ Loris [FRA]	110	41 1		7 5	7 5	6 3	4 3	4 4	3 1	12 2	5 3	2 7	4 8	15				
13 REDDING Scott [GBR]	107	44 3		9 3	9 9	2 3	3 8	4 1	9 5	6 6	4 1	3 3	2 3	14				
14 SYAHRIN Hafizh [MAS]	106	45 1		7 9	3 9	6 5	4 3	6 3	8 11	3 9		3 9		8				
15 PONSSON Christophe [FRA]	102	49 4		5 7	14 11	4 5		5	5 3	8 6	7 4	6 12						
16 REA Jonathan [GBR]	96	55 6		12 4	3 4	6 6	2 1	6 4	6 6	1 7	8 5	1 4	3 5	2				
17 VAN DER MARK Michael [NED]	93	58 3		15 12						9 6	7 12	7 3	5 6	11				
18 LOCATELLI Andrea [ITA]	90	61 3		3 6	3 5	2 3	2 4	1 2	5 2	8 7	6 12	2 3	4 8	2				
19 BAUTISTA Alvaro [ESP]	90	61 0		9 2	4 4	4 6	2 4	6 2	4 8	7 1	4	4 5	6 4	4				
20 RAZGATLIOGLU Toprak [TUR]	87	64 3		2 2	1 1	8 3	1 2	3 4	8 6	14 4	8 3	2 5	7 3					
21 LECUONA Iker [ESP]	85	66 2		3 2	5 5	5 1	3 3	5	6 1	9 6	6 8	5 7	2 3					
22 MAHIAS Lucas [FRA]	82	69 3		7 6	9 7			4 1	2 5	8 4	3 9	6 3	4 4					
23 LOWES Alex [GBR]	79	72 3		2 2	2 12	3 5	3 5	4 1	3	10 3	5 2	2	3 4	8				
24 MYKHALCHYK Illia [UKR]	36	115 43		5 8			6 8	8 1										

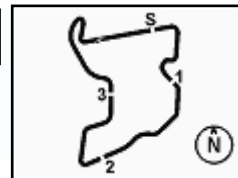
12/11/2022

This data/results cannot be reproduced, stored and/or transmitted in whole or in part by any manner of electronic, mechanical, photocopying, recording, broadcasting or otherwise now known or herein after developed without the previous express consent by the copyright owner, except for reproduction in daily press and regular printed publications on sale to the public within 60 days of the event related to those data/results and always provided that copyright symbol appears together as follows below.

© DORNA WSBK ORGANIZATION Srl 2022

FICR PERUGIA TIMING





Pirelli Indonesian Round, 11–13 November 2022

Overtakes Standings Race 1

Pertamina Mandalika Circuit 4.301 m

2 / 2

	Points	Points From First	Points From Previous	April 10 ARAGON	April 24 ASSEN	May 22 ESTORIL	June 12 MISANO	July 17 DONINGTON	July 31 MOST	September 11 MAGNY-COURS	September 25 BARCELONA	October 9 PORTIMAO	October 23 VILLICUM	November 13 MANDALIKA	November 20 PHILIPP ISLAND				
25 HASLAM Leon [GBR]	35	116	1		8 10			6 4				4 3							
26 FORES Xavi [ESP]	34	117	1			9 4							8 6	7					
27 RUIU Gabriele [ITA]	34	117	0	3 11	3 10		3 4												
28 HICKMAN Peter [GBR]	27	124	7					6 6	7 8										
29 FRITZ Marvin [GER]	26	125	1			2 4						13 7							
30 GUTIERREZ Oscar [ESP]	24	127	2							3 10	6 5								
31 RABAT Tito [ESP]	12	139	12				7 5												
32 VICKERS Ryan [GBR]	11	140	1						4 7										
33 GAGNE Jake [USA]	11	140	0									4 7							
34 MACKENZIE Tarran [GBR]	8	143	3					2 6											
35 SMITH Kyle [GBR]	8	143	0											8					
36 CRESSON Loris [BEL]	5	146	3	2 3															
37 DELBIANCO Alessandro [ITA]	4	147	1				4												
38 VINALES Isaac [ESP]	3	148	1			1 2													
39 SCHEIB Maximilian [CHI]	3	148	0										2 1						
40 SOLORZA Marco [ARG]	3	148	0										2 1						
41 PRASEK Michal [CZE]	3	148	0						3										

12/11/2022

These data/results cannot be reproduced, stored and/or transmitted in whole or in part by any manner of electronic, mechanical, photocopying, recording, broadcasting or otherwise now known or herein after developed without the previous express consent by the copyright owner, except for reproduction in daily press and regular printed publications on sale to the public within 60 days of the event related to those data/results and always provided that copyright symbol appears together as follows below.

© DORNA WSBK ORGANIZATION Srl 2022

FICR PERUGIA TIMING

