

GEICO U.S. Round, 12-14 July 2019

Results Tissot Superpole Race

Laps 8 = 29,280 Km - Time of Race 11'09.272 - Avg. 157,497 km/h

Pos	Grid	No.	Rider	Nat	Team	Bike	Class	LL	Gap	Rel.	Fastest Lap	Speed	Qualifying	Speed
1	1	1	J. REA	GBR	Kawasaki Racing Team WorldSBK	Kawasaki ZX-10RR		8			1'22.700	252,2	1'21.876	253,4
2	2	7	C. DAVIES	GBR	ARUBA.IT Racing - Ducati	Ducati Panigale V4 R		8	2.533	2.533	1'22.986	258,9	1'21.885	257,6
3	4	66	T. SYKES	GBR	BMW Motorrad WorldSBK Team	BMW S1000 RR		8	3.641	1.108	1'23.023	254,0	1'22.444	252,2
4	7	54	T. RAZGATLIOGLU	TUR	Turkish Puccetti Racing	Kawasaki ZX-10RR	IND	8	4.901	1.260	1'23.269	256,4	1'22.875	251,6
5	5	91	L. HASLAM	GBR	Kawasaki Racing Team WorldSBK	Kawasaki ZX-10RR		8	5.995	1.094	1'23.341	255,8	1'22.449	254,6
6	8	22	A. LOWES	GBR	Pata Yamaha WorldSBK Team	Yamaha YZF R1		8	6.207	0.212	1'23.305	253,4	1'23.076	251,0
7	9	76	L. BAZ	FRA	Ten Kate Racing - Yamaha	Yamaha YZF R1	IND	8	9.597	3.390	1'23.779	249,2	1'23.185	244,7
8	6	81	J. TORRES	ESP	Team Pedercini Racing	Kawasaki ZX-10RR	IND	8	9.711	0.114	1'23.753	253,4	1'22.743	248,1
9	12	36	L. MERCADO	ARG	Orelac Racing VerdNatura	Kawasaki ZX-10RR	IND	8	13.441	3.730	1'24.457	249,8	1'23.519	249,8
10	15	60	M. VAN DER MARK	NED	Pata Yamaha WorldSBK Team	Yamaha YZF R1		8	13.633	0.192	1'24.193	250,4	1'23.904	248,1
11	13	11	S. CORTESE	GER	GRT Yamaha WorldSBK	Yamaha YZF R1	IND	8	14.658	1.025	1'24.390	249,8	1'23.562	252,2
12	11	28	M. REITERBERGER	GER	BMW Motorrad WorldSBK Team	BMW S1000 RR		8	14.865	0.207	1'24.360	249,2	1'23.454	250,4
13	14	21	M. RINALDI	ITA	BARNI Racing Team	Ducati Panigale V4 R	IND	8	17.991	3.126	1'24.424	260,8	1'23.740	258,9
14	10	50	E. LAVERTY	IRL	Team Goeven	Ducati Panigale V4 R	IND	8	18.917	0.926	1'24.813	254,6	1'23.232	257,6
15	19	23	R. KIYONARI	JPN	Moriwaki Althea Honda Team	Honda CBR1000RR		8	19.253	0.336	1'24.814	247,5	1'24.701	240,3
16	17	33	M. MELANDRI	ITA	GRT Yamaha WorldSBK	Yamaha YZF R1	IND	8	40.443	21.190	1'24.168	251,0	1'24.478	249,2
-----Not Classified-----														
NS	18	52	A. DELBIANCO	ITA	Althea Mie Racing Team	Honda CBR1000RR	IND						1'24.479	243,6
NS	16	95	J. BEACH	USA	Attack Performance Estenson Yamaha	Yamaha YZF R1	IND						1'24.152	247,5
NS	3	19	A. BAUTISTA	ESP	ARUBA.IT Racing - Ducati	Ducati Panigale V4 R							1'22.048	264,7

AIR	Humidity:	74%	Temp:	18°C
TRACK	Condition:	Dry	Temp:	36°C

Records	Pole (SP2)	2014	T.Sykes	1'21.811	161,05 Km/h
	Race (RC1)	2019	A.Bautista	1'22.945	158,85 Km/h
	All Times (SP2)	2014	T.Sykes	1'21.811	161,05 Km/h
Race Fastest Lap	(New Record)	Lap 2	J.Rea	1'22.700	159,32 Km/h

LAP LEADERS				
No.	Rider	From	To	Total
1	J. REA	1	8	8

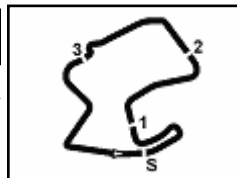
TOTAL LEADER LAPS	
No.	Rider
19	A. BAUTISTA
1	J. REA
54	T. RAZGATLIOGLU
60	M. VAN DER MARK
91	L. HASLAM
22	A. LOWES

Start 14/07/2019 11:20 End 11:32 The results are provisional until the end of the time limit for protests and appeals and the completion of the technical checks.

These data/results cannot be reproduced, stored and/or transmitted in whole or in part by any manner of electronic, mechanical, photocopying, recording, broadcasting or otherwise now known or herein after developed without the previous express consent by the copyright owner, except for reproduction in daily press and regular printed publications on sale to the public within 60 days of the event related to those data/results and always provided that copyright symbol appears together as follows below.

© DORNA WSBK ORGANIZATION Srl 2019





GEICO U.S. Round, 12-14 July 2019
Results Tissot Superpole Race

Race Highlights

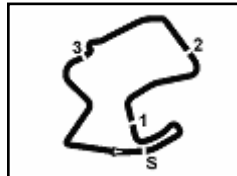
Time	No. Rider	Description
10.58.05		Warm-up Lap Start
11.00.40	19 Bautista	Crashed - Turn 2
11.01.37	52 Delbianco	Crashed - Turn 8
11.01.37	95 Beach	Crashed - Turn 8
11.01.40		RED FLAG
11.04.53	19 Bautista	Medical Centre
11.15.00		Pit Lane Opened for 1 Minute
11.16.00		Pit Lane Closed
11.18.01		Warm-up Lap Start
11.20.18		Start
11.20.59		No Jump Start
11.21.14	19 Bautista	Not Started
11.21.18	95 Beach	Not Started
11.21.28	52 Delbianco	Not Started
11.24.54	33 Melandri	On the Gravel - Re-Joined - Turn 2
11.32.10		End Of Session

Start End The results are provisional until the end of the time limit for protests and appeals
14/07/2019 11:20 11:32 and the completion of the technical checks.

These data/results cannot be reproduced, stored and/or transmitted in whole or in part by any manner of electronic, mechanical, photocopying, recording, broadcasting or otherwise now known or herein after developed without the previous express consent by the copyright owner, except for reproduction in daily press and regular printed publications on sale to the public within 60 days of the event related to those data/results and always provided that copyright symbol appears together as follows below.

© DORNA WSBK ORGANIZATION Srl 2019





WeatherTech Raceway 3.660 m

1 / 3

GEICO U.S. Round, 12-14 July 2019
Lap Chart Tissot Superpole Race

	Lap							
	1	2	3	4	5	6	7	8
1	1	1	1	1	1	1	1	1
2	7	7	7	7	7	7	7	7
3	66	66	66	66	66	66	66	66
4	91	91	91	91	91	54	54	54
5	54	54	54	54	54	91	91	91
6	22	22	22	22	22	22	22	22
7	76	76	76	76	76	76	76	76
8	81	81	81	81	81	81	81	81
9	36	36	36	36	36	36	36	36
10	11	11	11	11	11	11	11	60
11	28	28	28	28	28	60	60	11
12	60	33	33	60	60	28	28	28
13	33	60	60	21	21	21	21	21
14	21	21	21	50	50	50	50	50
15	50	50	50	23	23	23	23	23
16	23	23	23	33	33	33	33	33

Final Result		
1	1 J. REA	Laps 8
2	7 C. DAVIES	2.533
3	66 T. SYKES	3.641
4	54 T. RAZGATLIOGLU	4.901
5	91 L. HASLAM	5.995
6	22 A. LOWES	6.207
7	76 L. BAZ	9.597
8	81 J. TORRES	9.711
9	36 L. MERCADO	13.441
10	60 M. VAN DER MARK	13.633
11	11 S. CORTESE	14.658
12	28 M. REITERBERGER	14.865
13	21 M. RINALDI	17.991
14	50 E. LAVERTY	18.917
15	23 R. KIYONARI	19.253
16	33 M. MELANDRI	40.443
NS	19 A. BAUTISTA	
NS	52 A. DELBIANCO	
NS	95 J. BEACH	

14/07/2019

These data/results cannot be reproduced, stored and/or transmitted in whole or in part by any manner of electronic, mechanical, photocopying, recording, broadcasting or otherwise now known or herein after developed without the previous express consent by the copyright owner, except for reproduction in daily press and regular printed publications on sale to the public within 60 days of the event related to those data/results and always provided that copyright symbol appears together as follows below.

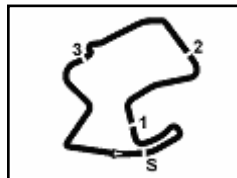
© DORNA WSBK ORGANIZATION Srl 2019

FICR PERUGIA TIMING


Official Tyre Supplier



Official Timekeeper


GEICO U.S. Round, 12-14 July 2019
Lap Chart Tissot Superpole Race
Lap 1

1	1	J.Rea	1'28.162
2	7	C.Davies	0.502
3	66	T.Sykes	0.872
4	91	L.Haslam	1.188
5	54	T.Razgattioglu	1.551
6	22	A.Lowes	1.843
7	76	L.Baz	2.169
8	81	J.Torres	2.376
9	36	L.Mercado	2.920
10	11	S.Cortese	3.257
11	28	M.Reiterberger	3.469
12	60	M.van der Mark	3.867
13	33	M.Melandri	4.248
14	21	M.Rinaldi	4.321
15	50	E.Laverty	4.811
16	23	R.Kiyonari	5.259

1	1	J.Rea	6'59.569
2	7	C.Davies	1.541
3	66	T.Sykes	2.764
4	91	L.Haslam	3.792
5	54	T.Razgattioglu	3.914
6	22	A.Lowes	4.233
7	76	L.Baz	6.539
8	81	J.Torres	7.123
9	36	L.Mercado	9.429
10	11	S.Cortese	9.717
11	28	M.Reiterberger	10.089
12	60	M.van der Mark	10.307
13	21	M.Rinaldi	11.508
14	50	E.Laverty	13.494
15	23	R.Kiyonari	14.132
16	33	M.Melandri	35.447

Lap 2

1	1	J.Rea	2'50.862
2	7	C.Davies	0.848
3	66	T.Sykes	1.195
4	91	L.Haslam	1.910
5	54	T.Razgattioglu	2.237
6	22	A.Lowes	2.593
7	76	L.Baz	3.276
8	81	J.Torres	3.529
9	36	L.Mercado	4.695
10	11	S.Cortese	4.947
11	28	M.Reiterberger	5.350
12	33	M.Melandri	5.752
13	60	M.van der Mark	6.045
14	21	M.Rinaldi	6.637
15	50	E.Laverty	7.431
16	23	R.Kiyonari	7.732

Lap 6

1	1	J.Rea	8'22.638
2	7	C.Davies	1.714
3	66	T.Sykes	3.135
4	54	T.Razgattioglu	4.188
5	91	L.Haslam	4.593
6	22	A.Lowes	4.920
7	76	L.Baz	7.635
8	81	J.Torres	8.039
9	36	L.Mercado	11.047
10	11	S.Cortese	11.268
11	60	M.van der Mark	11.584
12	28	M.Reiterberger	11.897
13	21	M.Rinaldi	13.107
14	50	E.Laverty	15.466
15	23	R.Kiyonari	16.079
16	33	M.Melandri	36.989

Lap 3

1	1	J.Rea	4'13.664
2	7	C.Davies	1.134
3	66	T.Sykes	1.625
4	91	L.Haslam	2.449
5	54	T.Razgattioglu	2.704
6	22	A.Lowes	3.096
7	76	L.Baz	4.253
8	81	J.Torres	4.480
9	36	L.Mercado	6.350
10	11	S.Cortese	6.615
11	28	M.Reiterberger	6.908
12	33	M.Melandri	7.118
13	60	M.van der Mark	7.461
14	21	M.Rinaldi	8.259
15	50	E.Laverty	9.442
16	23	R.Kiyonari	9.901

Lap 7

1	1	J.Rea	9'45.802
2	7	C.Davies	2.149
3	66	T.Sykes	3.484
4	54	T.Razgattioglu	4.580
5	91	L.Haslam	5.411
6	22	A.Lowes	5.827
7	76	L.Baz	8.804
8	81	J.Torres	8.864
9	36	L.Mercado	12.346
10	11	S.Cortese	12.720
11	60	M.van der Mark	12.910
12	28	M.Reiterberger	13.330
13	21	M.Rinaldi	15.113
14	50	E.Laverty	17.381
15	23	R.Kiyonari	17.745
16	33	M.Melandri	39.503

Lap 4

1	1	J.Rea	5'36.570
2	7	C.Davies	1.554
3	66	T.Sykes	2.186
4	91	L.Haslam	3.191
5	54	T.Razgattioglu	3.255
6	22	A.Lowes	3.669
7	76	L.Baz	5.518
8	81	J.Torres	5.642
9	36	L.Mercado	7.958
10	11	S.Cortese	8.215
11	28	M.Reiterberger	8.547
12	60	M.van der Mark	8.837
13	21	M.Rinaldi	10.079
14	50	E.Laverty	11.406
15	23	R.Kiyonari	11.809
16	33	M.Melandri	33.427

Lap 8

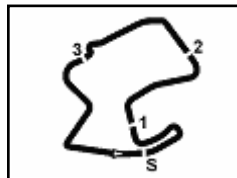
1	1	J.Rea	11'09.272
2	7	C.Davies	2.533
3	66	T.Sykes	3.641
4	54	T.Razgattioglu	4.901
5	91	L.Haslam	5.995
6	22	A.Lowes	6.207
7	76	L.Baz	9.597
8	81	J.Torres	9.711
9	36	L.Mercado	13.441
10	60	M.van der Mark	13.633
11	11	S.Cortese	14.658
12	28	M.Reiterberger	14.865
13	21	M.Rinaldi	17.991
14	50	E.Laverty	18.917
15	23	R.Kiyonari	19.253
16	33	M.Melandri	40.443

Lap 5

14/07/2019

These data/results cannot be reproduced, stored and/or transmitted in whole or in part by any manner of electronic, mechanical, photocopying, recording, broadcasting or otherwise now known or herein after developed without the previous express consent by the copyright owner, except for reproduction in daily press and regular printed publications on sale to the public within 60 days of the event related to those data/results and always provided that copyright symbol appears together as follows below.

© DORNA WSBK ORGANIZATION Srl 2019


GEICO U.S. Round, 12-14 July 2019
Lap Chart Tissot Superpole Race

WeatherTech Raceway 3.660 m

3 / 3

Race Pace Comparison

	1 Rea	7 Dav	66 Syk	54 Raz	91 Has	22 Low	76 Baz	81 Tor	36 Mer	60 vdM	11 Cor	28 Rei	21 Rin	50 Lav
1	1'28.162	1'28.664	1'29.034	1'29.713	1'29.350	1'30.005	1'30.331	1'30.538	1'31.082	1'32.029	1'31.419	1'31.631	1'32.483	1'32.973
2	1'22.700	1'23.046	1'23.023	1'23.386	1'23.422	1'23.450	1'23.807	1'23.853	1'24.475	1'24.878	1'24.390	1'24.581	1'25.016	1'25.320
3	1'22.802	1'23.088	1'23.232	1'23.269	1'23.341	1'23.305	1'23.779	1'23.753	1'24.457	1'24.218	1'24.470	1'24.360	1'24.424	1'24.813
4	1'22.906	1'23.326	1'23.467	1'23.457	1'23.648	1'23.479	1'24.171	1'24.068	1'24.514	1'24.282	1'24.506	1'24.545	1'24.726	1'24.870
5	1'22.999	1'22.986	1'23.577	1'23.658	1'23.600	1'23.563	1'24.020	1'24.480	1'24.470	1'24.469	1'24.501	1'24.541	1'24.428	1'25.087
6	1'23.069	1'23.242	1'23.440	1'23.343	1'23.870	1'23.756	1'24.165	1'23.985	1'24.687	1'24.346	1'24.620	1'24.877	1'24.668	1'25.041
7	1'23.164	1'23.599	1'23.513	1'23.556	1'23.982	1'24.071	1'24.333	1'23.989	1'24.463	1'24.490	1'24.616	1'24.597	1'25.170	1'25.079
8	1'23.470	1'23.854	1'23.627	1'23.791	1'24.054	1'23.850	1'24.263	1'24.317	1'24.565	1'24.193	1'25.408	1'25.005	1'26.348	1'25.006

	23 Kiy	33 Mel
1	1'33.421	1'32.410
2	1'25.173	1'24.204
3	1'24.971	1'24.168
4	1'24.814	1'49.215
5	1'25.322	1'25.019
6	1'25.016	1'24.611
7	1'24.830	1'25.678
8	1'24.978	1'24.410

14/07/2019

These data/results cannot be reproduced, stored and/or transmitted in whole or in part by any manner of electronic, mechanical, photocopying, recording, broadcasting or otherwise now known or herein after developed without the previous express consent by the copyright owner, except for reproduction in daily press and regular printed publications on sale to the public within 60 days of the event related to those data/results and always provided that copyright symbol appears together as follows below.

© DORNA WSBK ORGANIZATION Srl 2019

FIGR PERUGIA TIMING


Official Tyre Supplier



Official Timekeeper



GEICO U.S. Round, 12-14 July 2019 Best Sectors & Speed Tissot Superpole Race

RESULTS

Pos	Rider	Motorcycle	Laps
1	1 J. REA	Kawasaki ZX-10RR	8
2	7 C. DAVIES	Ducati Panigale V4 R	2.533
3	66 T. SYKES	BMW S1000 RR	3.641
4	54 T. RAZGATLIOGLU	Kawasaki ZX-10RR	4.901
5	91 L. HASLAM	Kawasaki ZX-10RR	5.995
6	22 A. LOWES	Yamaha YZF R1	6.207
7	76 L. BAZ	Yamaha YZF R1	9.597
8	81 J. TORRES	Kawasaki ZX-10RR	9.711
9	36 L. MERCADO	Kawasaki ZX-10RR	13.441
10	60 M. VAN DER MARK	Yamaha YZF R1	13.633
11	11 S. CORTESE	Yamaha YZF R1	14.658
12	28 M. REITERBERGER	BMW S1000 RR	14.865
13	21 M. RINALDI	Ducati Panigale V4 R	17.991
14	50 E. LAVERTY	Ducati Panigale V4 R	18.917
15	23 R. KIYONARI	Honda CBR1000RR	19.253
16	33 M. MELANDRI	Yamaha YZF R1	40.443
NS	19 A. BAUTISTA	Ducati Panigale V4 R	
NS	52 A. DELBIANCO	Honda CBR1000RR	
NS	95 J. BEACH	Yamaha YZF R1	

SPEED

Pos	Rider	Motorcycle	Speed
1	21 M. RINALDI	Ducati Panigale V4 R	260,8
2	7 C. DAVIES	Ducati Panigale V4 R	258,9
3	54 T. RAZGATLIOGLU	Kawasaki ZX-10RR	256,4
4	91 L. HASLAM	Kawasaki ZX-10RR	255,8
5	50 E. LAVERTY	Ducati Panigale V4 R	254,6
6	66 T. SYKES	BMW S1000 RR	254,0
7	81 J. TORRES	Kawasaki ZX-10RR	253,4
8	22 A. LOWES	Yamaha YZF R1	253,4
9	1 J. REA	Kawasaki ZX-10RR	252,2
10	33 M. MELANDRI	Yamaha YZF R1	251,0
11	60 M. VAN DER MARK	Yamaha YZF R1	250,4
12	36 L. MERCADO	Kawasaki ZX-10RR	249,8
13	11 S. CORTESE	Yamaha YZF R1	249,8
14	76 L. BAZ	Yamaha YZF R1	249,2
15	28 M. REITERBERGER	BMW S1000 RR	249,2
16	23 R. KIYONARI	Honda CBR1000RR	247,5

SEG. 1

1	1 J. REA	21.708
2	7 C. DAVIES	21.750
3	54 T. RAZGATLIOGLU	21.751
4	66 T. SYKES	21.835
5	91 L. HASLAM	21.891
6	22 A. LOWES	21.893
7	81 J. TORRES	21.902
8	76 L. BAZ	21.979
9	33 M. MELANDRI	22.032
10	11 S. CORTESE	22.047
11	60 M. VAN DER MARK	22.069
12	36 L. MERCADO	22.111
13	50 E. LAVERTY	22.174
14	28 M. REITERBERGER	22.216
15	21 M. RINALDI	22.226
16	23 R. KIYONARI	22.325

SEG. 2

1	1 J. REA	17.192
2	66 T. SYKES	17.256
3	91 L. HASLAM	17.288
4	7 C. DAVIES	17.322
5	54 T. RAZGATLIOGLU	17.325
6	22 A. LOWES	17.326
7	33 M. MELANDRI	17.421
8	76 L. BAZ	17.425
9	81 J. TORRES	17.456
10	60 M. VAN DER MARK	17.496
11	28 M. REITERBERGER	17.498
12	36 L. MERCADO	17.540
13	21 M. RINALDI	17.555
14	11 S. CORTESE	17.562
15	23 R. KIYONARI	17.605
16	50 E. LAVERTY	17.683

SEG. 3

1	1 J. REA	18.968
2	54 T. RAZGATLIOGLU	19.006
3	7 C. DAVIES	19.045
4	66 T. SYKES	19.148
5	22 A. LOWES	19.149
6	76 L. BAZ	19.185
7	91 L. HASLAM	19.266
8	36 L. MERCADO	19.304
9	81 J. TORRES	19.306
10	60 M. VAN DER MARK	19.309
11	28 M. REITERBERGER	19.319
12	33 M. MELANDRI	19.447
13	11 S. CORTESE	19.481
14	21 M. RINALDI	19.540
15	23 R. KIYONARI	19.540
16	50 E. LAVERTY	19.558

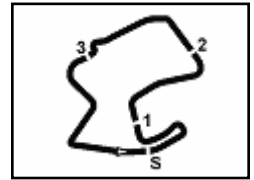
SEG. 4

1	1 J. REA	24.636
2	7 C. DAVIES	24.699
3	66 T. SYKES	24.748
4	91 L. HASLAM	24.763
5	22 A. LOWES	24.863
6	54 T. RAZGATLIOGLU	24.894
7	81 J. TORRES	24.953
8	21 M. RINALDI	24.986
9	76 L. BAZ	25.043
10	33 M. MELANDRI	25.044
11	11 S. CORTESE	25.079
12	60 M. VAN DER MARK	25.081
13	28 M. REITERBERGER	25.111
14	23 R. KIYONARI	25.152
15	36 L. MERCADO	25.188
16	50 E. LAVERTY	25.332

14/07/2019

These data/results cannot be reproduced, stored and/or transmitted in whole or in part by any manner of electronic, mechanical, photocopying, recording, broadcasting or otherwise now known or herein after developed without the previous express consent by the copyright owner, except for reproduction in daily press and regular printed publications on sale to the public within 60 days of the event related to those data/results and always provided that copyright symbol appears together as follows below.

© DORNA WSBK ORGANIZATION Srl 2019



GEICO U.S. Round, 12-14 July 2019 Chronological Analysis Tissot Superpole Race

WeatherTech Raceway 3.660 m

Start at 11:20:07.094

1 / 2

1° 1 J. REA (1'22.700)							
Lap	Seg.1	Seg.2	Seg.3	Seg.4	Lap Time	km/h	Local Time
1		17.291	18.968	24.636	1'28.162		11:21'35.256
2	21.735	17.220	18.997	24.748	1'22.700	251,6	11:22'57.956
3	21.708	17.192	19.092	24.810	1'22.802	252,2	11:24'20.758
4	21.778	17.281	19.009	24.838	1'22.906	251,6	11:25'43.664
5	21.774	17.273	19.011	24.941	1'22.999	249,2	11:27'06.663
6	21.787	17.346	19.054	24.882	1'23.069	250,4	11:28'29.732
7	21.879	17.377	19.068	24.840	1'23.164	249,2	11:29'52.896
8	21.929	17.350	19.161	25.030	1'23.470	248,7	11:31'16.366
Race Time 11'09.272							

2° 7 C. DAVIES (1'22.986)							
Lap	Seg.1	Seg.2	Seg.3	Seg.4	Lap Time	km/h	Local Time
1		17.350	19.073	24.747	1'28.664		11:21'35.758
2	21.904	17.322	19.121	24.699	1'23.046	257,6	11:22'58.804
3	21.803	17.365	19.185	24.735	1'23.088	257,6	11:24'21.892
4	21.887	17.451	19.138	24.850	1'23.326	257,0	11:25'45.218
5	21.750	17.370	19.045	24.821	1'22.986	257,6	11:27'08.204
6	21.847	17.379	19.130	24.886	1'23.242	258,9	11:28'31.446
7	21.967	17.438	19.304	24.890	1'23.599	258,3	11:29'55.045
8	22.052	17.574	19.290	24.938	1'23.854	256,4	11:31'18.899
Race Time 11'11.805							

3° 66 T. SYKES (1'23.023)							
Lap	Seg.1	Seg.2	Seg.3	Seg.4	Lap Time	km/h	Local Time
1		17.475	19.148	24.762	1'29.034		11:21'36.128
2	21.835	17.256	19.184	24.748	1'23.023	254,0	11:22'59.151
3	21.933	17.324	19.194	24.781	1'23.232	252,8	11:24'22.383
4	21.910	17.375	19.191	24.991	1'23.467	252,2	11:25'45.850
5	21.977	17.360	19.270	24.970	1'23.577	252,8	11:27'09.427
6	21.887	17.379	19.274	24.900	1'23.440	252,2	11:28'32.867
7	21.889	17.425	19.257	24.942	1'23.513	252,8	11:29'56.380
8	22.098	17.386	19.271	24.872	1'23.627	251,0	11:31'20.007
Race Time 11'12.913							

4° 54 T. RAZGATLIOGLU (1'23.269)							
Lap	Seg.1	Seg.2	Seg.3	Seg.4	Lap Time	km/h	Local Time
1		17.535	19.356	24.928	1'29.713		11:21'36.807
2	21.751	17.325	19.388	24.922	1'23.386	255,2	11:23'00.193
3	21.768	17.326	19.281	24.894	1'23.269	255,8	11:24'23.462
4	21.852	17.393	19.295	24.917	1'23.457	255,8	11:25'46.919
5	21.910	17.498	19.220	25.030	1'23.658	248,7	11:27'10.577
6	21.945	17.445	19.006	24.947	1'23.343	256,4	11:28'33.920
7	21.921	17.391	19.309	24.935	1'23.556	252,2	11:29'57.476
8	21.944	17.469	19.320	25.058	1'23.791	252,2	11:31'21.267
Race Time 11'14.173							

5° 91 L. HASLAM (1'23.341)							
Lap	Seg.1	Seg.2	Seg.3	Seg.4	Lap Time	km/h	Local Time
1		17.485	19.300	24.763	1'29.350		11:21'36.444
2	21.900	17.351	19.266	24.905	1'23.422	255,8	11:22'59.866
3	21.908	17.288	19.302	24.843	1'23.341	255,2	11:24'23.207
4	21.926	17.425	19.344	24.953	1'23.648	252,8	11:25'46.855
5	21.891	17.380	19.322	25.007	1'23.600	253,4	11:27'10.455
6	21.971	17.424	19.399	25.076	1'23.870	252,8	11:28'34.325
7	22.133	17.483	19.338	25.028	1'23.982	255,2	11:29'58.307
8	22.048	17.484	19.403	25.119	1'24.054	253,4	11:31'22.361
Race Time 11'15.267							

6° 22 A. LOWES (1'23.305)							
Lap	Seg.1	Seg.2	Seg.3	Seg.4	Lap Time	km/h	Local Time
1		17.545	19.258	24.989	1'30.005		11:21'37.099
2	21.917	17.326	19.180	25.027	1'23.450	252,8	11:23'00.549
3	21.916	17.377	19.149	24.863	1'23.305	253,4	11:24'23.854
4	21.909	17.353	19.224	24.993	1'23.479	252,2	11:25'47.333
5	21.893	17.443	19.199	25.028	1'23.563	252,2	11:27'10.896

6	21.929	17.456	19.327	25.044	1'23.756	252,2	11:28'34.652
7	22.090	17.578	19.353	25.050	1'24.071	252,8	11:29'58.723
8	22.050	17.406	19.316	25.078	1'23.850	251,6	11:31'22.573
Race Time 11'15.479							

7° 76 L. BAZ (1'23.779)							
Lap	Seg.1	Seg.2	Seg.3	Seg.4	Lap Time	km/h	Local Time
1		17.630	19.302	25.043	1'30.331		11:21'37.425
2	22.136	17.425	19.185	25.061	1'23.807	249,2	11:23'01.232
3	21.979	17.489	19.254	25.057	1'23.779	248,7	11:24'25.011
4	22.091	17.580	19.382	25.118	1'24.171	244,1	11:25'49.182
5	22.073	17.563	19.211	25.173	1'24.020	245,8	11:27'13.202
6	22.139	17.556	19.305	25.165	1'24.165	242,4	11:28'37.367
7	22.245	17.528	19.346	25.214	1'24.333	245,8	11:30'01.700
8	22.160	17.531	19.292	25.280	1'24.263	243,6	11:31'25.963
Race Time 11'18.869							

8° 81 J. TORRES (1'23.753)							
Lap	Seg.1	Seg.2	Seg.3	Seg.4	Lap Time	km/h	Local Time
1		17.769	19.380	25.018	1'30.538		11:21'37.632
2	22.042	17.493	19.306	25.012	1'23.853	251,0	11:23'01.485
3	21.902	17.456	19.332	25.063	1'23.753	253,4	11:24'25.238
4	21.952	17.583	19.483	25.050	1'24.068	251,0	11:25'49.306
5	22.066	17.612	19.661	25.141	1'24.480	248,1	11:27'13.786
6	22.108	17.590	19.334	24.953	1'23.985	249,8	11:28'37.771
7	22.045	17.550	19.328	25.066	1'23.989	249,2	11:30'01.760
8	22.194	17.603	19.429	25.091	1'24.317	238,1	11:31'26.077
Race Time 11'18.983							

9° 36 L. MERCADO (1'24.457)							
Lap	Seg.1	Seg.2	Seg.3	Seg.4	Lap Time	km/h	Local Time
1		17.726	19.515	25.188	1'31.082		11:21'38.176
2	22.257	17.585	19.436	25.197	1'24.475	248,7	11:23'02.651
3	22.111	17.540	19.522	25.284	1'24.457	249,8	11:24'27.108
4	22.181	17.653	19.412	25.268	1'24.514	245,8	11:25'51.622
5	22.144	17.607	19.404	25.315	1'24.470	249,2	11:27'16.092
6	22.223	17.618	19.495	25.351	1'24.687	246,9	11:28'40.779
7	22.266	17.636	19.319	25.242	1'24.463	244,1	11:30'05.242
8	22.186	17.598	19.304	25.477	1'24.565	245,2	11:31'29.807
Race Time 11'22.713							

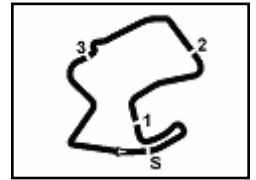
10° 60 M. VAN DER MARK (1'24.193)							
Lap	Seg.1	Seg.2	Seg.3	Seg.4	Lap Time	km/h	Local Time
1		17.889	19.756	25.157	1'32.029		11:21'39.123
2	22.158	17.535	19.996	25.189	1'24.878	248,7	11:23'04.001
3	22.231	17.507	19.399	25.081	1'24.218	249,8	11:24'28.219
4	22.069	17.564	19.410	25.239	1'24.282	249,8	11:25'52.501
5	22.204	17.581	19.418	25.266	1'24.469	249,2	11:27'16.970
6	22.156	17.699	19.399	25.092	1'24.346	250,4	11:28'41.316
7	22.198	17.631	19.470	25.191	1'24.490	247,5	11:30'05.806
8	22.271	17.496	19.309	25.117	1'24.193	248,1	11:31'29.999
Race Time 11'22.905							

11° 11 S. CORTESE (1'24.390)							
Lap	Seg.1	Seg.2	Seg.3	Seg.4	Lap Time	km/h	Local Time
1		17.835	19.641	25.168	1'31.419		11:21'38.513
2	22.157	17.562	19.592	25.079	1'24.390	246,9	11:23'02.903
3	22.047	17.653	19.628	25.142	1'24.470	249,2	11:24'27.373
4	22.136	17.611	19.578	25.181	1'24.506	248,1	11:25'51.879
5	22.156	17.578	19.491	25.276	1'24.501	246,9	11:27'16.380
6	22.145	17.612	19.682	25.181	1'24.620	246,4	11:28'41.000
7	22.318	17.604	19.481	25.213	1'24.616	248,1	11:30'05.616
8	22.605	17.666	19.765	25.372	1'25.408	249,8	11:31'31.024
Race Time 11'23.930							

12° 28 M. REITERBERGER (1'24.360)							
Lap	Seg.1	Seg.2	Seg.3	Seg.4	Lap Time	km/h	Local Time
1		17.838	19.578	25.217	1'31.631		11:21'38.725

14/07/2019 P = Pits In/Out - C = Lap Time Cancelled

These data/results cannot be reproduced, stored and/or transmitted in whole or in part by any manner of electronic, mechanical, photocopying, recording, broadcasting or otherwise now known or herein after developed without the previous express consent by the copyright owner, except for reproduction in daily press and regular printed publications on sale to the public within 60 days of the event related to those data/results and always provided that copyright symbol appears together as follows below.



GEICO U.S. Round, 12-14 July 2019 Chronological Analysis Tissot Superpole Race

Start at 11:20'07.094

2	22.294	17.536	19.558	25.193	1'24.581	244,1	11:23'03.306
3	22.378	17.552	19.319	25.111	1'24.360	247,5	11:24'27.666
4	22.385	17.498	19.451	25.211	1'24.545	249,2	11:25'52.211
5	22.216	17.586	19.564	25.175	1'24.541	249,2	11:27'16.752
6	22.231	17.893	19.601	25.152	1'24.877	249,2	11:28'41.629
7	22.279	17.683	19.416	25.219	1'24.597	246,9	11:30'06.226
8	22.683	17.588	19.476	25.258	1'25.005	248,1	11:31'31.231

Race Time 11'24.137

13° 21 M. RINALDI (1'24.424)							
Lap	Seg.1	Seg.2	Seg.3	Seg.4	Lap Time	km/h	Local Time
1		17.909	19.809	25.651	1'32.483		11:21'39.577
2	22.428	17.653	19.713	25.222	1'25.016	246,9	11:23'04.593
3	22.226	17.641	19.571	24.986	1'24.424	259,5	11:24'29.017
4	22.313	17.611	19.685	25.117	1'24.726	257,6	11:25'53.743
5	22.240	17.555	19.540	25.093	1'24.428	259,5	11:27'18.171
6	22.264	17.696	19.618	25.090	1'24.668	260,8	11:28'42.839
7	22.291	17.767	19.745	25.367	1'25.170	257,6	11:30'08.009
8	22.713	17.895	20.059	25.681	1'26.348	257,6	11:31'34.357

Race Time 11'27.263

14° 50 E. LAVERTY (1'24.813)							
Lap	Seg.1	Seg.2	Seg.3	Seg.4	Lap Time	km/h	Local Time
1		17.970	19.892	25.507	1'32.973		11:21'40.067
2	22.456	17.848	19.684	25.332	1'25.320	254,6	11:23'05.387
3	22.174	17.700	19.583	25.356	1'24.813	252,8	11:24'30.200
4	22.223	17.697	19.558	25.392	1'24.870	253,4	11:25'55.070
5	22.248	17.683	19.606	25.550	1'25.087	250,4	11:27'20.157
6	22.284	17.784	19.564	25.409	1'25.041	251,6	11:28'45.198
7	22.229	17.765	19.712	25.373	1'25.079	253,4	11:30'10.277
8	22.276	17.765	19.583	25.382	1'25.006	251,6	11:31'35.283

Race Time 11'28.189

15° 23 R. KIYONARI (1'24.814)							
Lap	Seg.1	Seg.2	Seg.3	Seg.4	Lap Time	km/h	Local Time
1		18.140	20.129	25.401	1'33.421		11:21'40.515
2	22.544	17.650	19.747	25.232	1'25.173	246,9	11:23'05.688
3	22.387	17.664	19.599	25.321	1'24.971	247,5	11:24'30.659
4	22.381	17.639	19.561	25.233	1'24.814	244,1	11:25'55.473
5	22.386	17.739	19.921	25.276	1'25.322	244,1	11:27'20.795
6	22.395	17.647	19.822	25.152	1'25.016	244,1	11:28'45.811
7	22.391	17.605	19.609	25.225	1'24.830	246,9	11:30'10.641
8	22.325	17.624	19.540	25.489	1'24.978	246,9	11:31'35.619

Race Time 11'28.525

16° 33 M. MELANDRI (1'24.168)							
Lap	Seg.1	Seg.2	Seg.3	Seg.4	Lap Time	km/h	Local Time
1		17.946	19.795	25.304	1'32.410		11:21'39.504
2	22.032	17.421	19.621	25.130	1'24.204	249,8	11:23'03.708
3	22.140	17.537	19.447	25.044	1'24.168	249,8	11:24'27.876
4	43.340	19.698	20.340	25.837	1'49.215	251,0	11:26'17.091
5	22.258	17.625	19.650	25.486	1'25.019	243,0	11:27'42.110
6	22.225	17.556	19.651	25.179	1'24.611	242,4	11:29'06.721
7	22.528	17.824	19.849	25.477	1'25.678	246,4	11:30'32.399
8	22.240	17.560	19.472	25.138	1'24.410	245,8	11:31'56.809

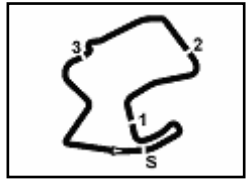
Race Time 11'49.715

14/07/2019

P = Pits In/Out - C = Lap Time Cancelled

These data/results cannot be reproduced, stored and/or transmitted in whole or in part by any manner of electronic, mechanical, photocopying, recording, broadcasting or otherwise now known or herein after developed without the previous express consent by the copyright owner, except for reproduction in daily press and regular printed publications on sale to the public within 60 days of the event related to those data/results and always provided that copyright symbol appears together as follows below.

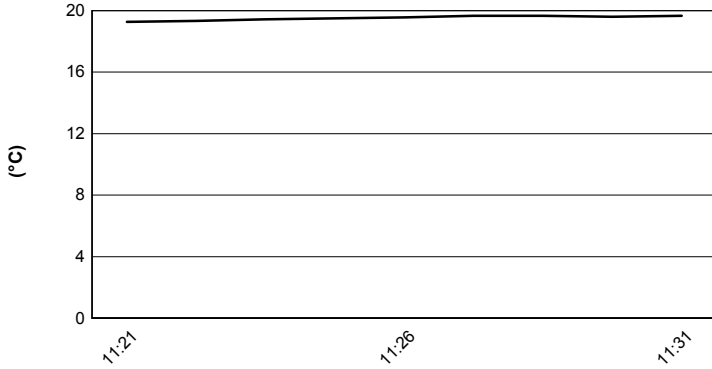
© DORNA WSBK ORGANIZATION Srl 2019



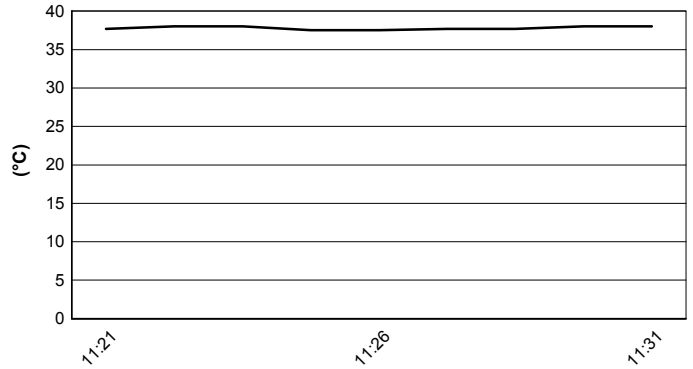
WeatherTech Raceway 3.660 m

GEICO U.S. Round, 12-14 July 2019
Weather Report Tissot Superpole Race
Session started 11:20 - Session ended 11:32

Air Temperature




Track Temperature



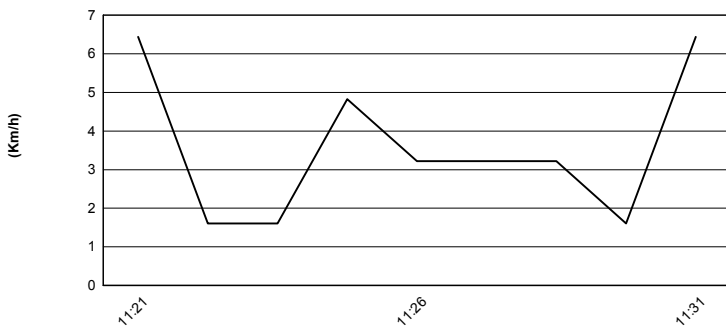
Air Pressure



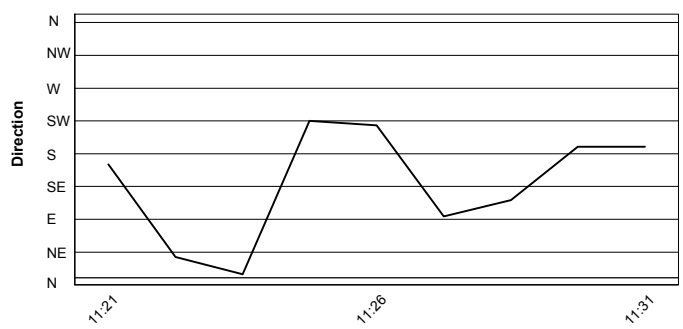
Humidity



Wind Speed



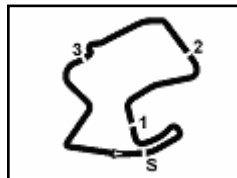
Wind Direction



14/07/2019

These data/results cannot be reproduced, stored and/or transmitted in whole or in part by any manner of electronic, mechanical, photocopying, recording, broadcasting or otherwise now known or herein after developed without the previous express consent by the copyright owner, except for reproduction in daily press and regular printed publications on sale to the public within 60 days of the event related to those data/results and always provided that copyright symbol appears together as follows below.

© DORNA WSBK ORGANIZATION Srl 2019



GEICO U.S. Round, 12-14 July 2019 Championship Standings

WeatherTech Raceway 3.660 m

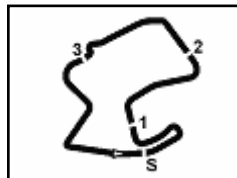
1 / 2

	Points	Points From First	Points From Previous	February 24 PHILLIP ISLAND	March 17 BURIRAM	April 7 ARAGON	April 14 ASSEN	May 12 IMOLA	June 9 JEREZ	June 23 MISANO	July 7 DONINGTON PARK	July 14 LAGUNA SECA	September 8 PORTIMAO	September 24 MAGNY COURS	October 13 SAN JUAN	October 26 LOSAIL
1 REA Jonathan (GBR)	413			20 20 9	20 20 9	20 20 9	20 16	25 12	13 20 6	25 25 5	25 25 12	25 12				
2 BAUTISTA Alvaro (ESP)	352	61		25 25 12	25 25 12	25 25 12	25 25	20 7	25 12	16 2 12	16 6					
3 VAN DER MARK Michael (NED)	215	198	137	11 13 5	13 13 6	10 8	16 20	13 6	20 25 9		8 8 2	9				
4 LOWES Alex (GBR)	207	206	8	13 11 6	16 16 7	13 11 7	13 13	9 5	2	13 9	11 13 4	11 4				
5 HASLAM Leon (GBR)	192	221	15	1 16 7	11 11 5	7 13 3	11 8	11 4	7 11 4	16 7	16 11 7	5				
6 RAZGATLIOGLU Toprak (TUR)	175	238	17	10	6 7 1	8	7 7	16 3	11 16 3	20 6	3 20 9	16 6				
7 SYKES Tom (GBR)	159	254	16	9 3	7	11 4 5	6 9	2	10 9 5	20 10	20 9 7	13				
8 DAVIES Chaz (GBR)	159	254	0	6 9	1 2	16 16 6	9 11	9	9	11 9	6 7 3	20 9				
9 MELANDRI Marco (ITA)	131	282	28	16 10 4	10 10 4	4 5	4 2	10	16 7	10 4	2 6 7	7				
10 CORTESE Sandro (GER)	98	315	33	8 8 3	9 9 3	9 6 1	3 5		8 10 1	9 1	3 2					
11 RINALDI Michael Ruben (ITA)	91	322	7	7 2	8 8	3 7	1	8	6 13	11 3	4 4 6					
12 TORRES Jordi (ESP)	88	325	3	5 2	5 6	6 9 2	8 6	5 1	8 2	4 6		10 2				
13 BAZ Lons (FRA)	67	346	21						4 7	13 4	13 10 5	8 3				
14 REITERBERGER Markus (GER)	57	356	10	3 4	2 5	1	10 10	6	5 4	1 5		1				
15 MERCADO Leandro (ARG)	43	370	14	2 5	4				3 5	6 1	10 2 4	4 1				
16 LAVERTY Eugene (IRL)	37	376	6	4 7 1		1 10 4	2 3					5				
17 CAMIER Leon (GBR)	26	387	11	6 3		5 3	5 4									
18 ZANETTI Lorenzo (ITA)	21	392	5					7		7 7						
19 DELBIANCO Alessandro (ITA)	21	392	0		3			1	1	5	7 1 3					
20 KIYONARI Ryuichi (JPN)	19	394	2	1	4	2 2	1	2		2	5					
21 HICKMAN Peter (GBR)	14	399	5								9 5					
22 BRIDEWELL Thomas (GBR)	12	401	2					4	2 6							
23 TAKAHASHI Yuki (JPN)	11	402	1						3 8							
24 PIRRO Michele (ITA)	10	403	1									8 2				
25 CAVALIERI Samuele (ITA)	6	407	4							3 3						
26 BARBERA Hector (ESP)	3	410	3					3								

14/07/2019 First Line: Race 1 & 2 - Second Line: Tissot Superpole Race

These data/results cannot be reproduced, stored and/or transmitted in whole or in part by any manner of electronic, mechanical, photocopying, recording, broadcasting or otherwise now known or herein after developed without the previous express consent by the copyright owner, except for reproduction in daily press and regular printed publications on sale to the public within 60 days of the event related to those data/results and always provided that copyright symbol appears together as follows below.

© DORNA WSBK ORGANIZATION Srl 2019



GEICO U.S. Round, 12-14 July 2019 Championship Standings

WeatherTech Raceway 3.660 m

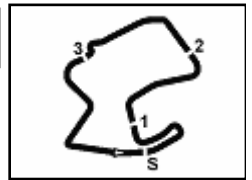
Points	Points From First	Points From Previous	Independent Riders														
			February 24 PHILLIP ISLAND	March 17 BURIRAM	April 7 ARAGON	April 14 ASSEN	May 12 IMOLA	June 9 JEREZ	June 23 MISANO	July 7 DONINGTON PARK	July 14 LAGUNA SECA	September 8 PORTIMAO	September 24 MAGNY COURS	October 13 SAN JUAN	October 26 LOSAIL		
1 RAZGATLIOGLU Toprak (TUR)	175		10	6 7 1	8	7 7	16 3	11 16 3	20 6	3 20 9	16 6						
2 MELANDRI Marco (ITA)	131 44		16 10 4	10 10 4	4 5	4 2	10	16 7	10 4	2 6	7						
3 CORTESE Sandro (GER)	98 77 33		8 8 3	9 9 3	9 6 1	3 5		8 10 1	9 1	3	2						
4 RINALDI Michael Ruben (ITA)	91 84 7		7 2	8 8	3 7	1	8	6 13	11 3	4 4	6						
5 TORRES Jordi (ESP)	88 87 3		5 2	5 6	6 9 2	8 6	5 1	8 2	4 6	1	10 2						
6 BAZ Loris (FRA)	67 108 21							4 7	13 4	13 10 5	8 3						
7 MERCADO Leandro (ARG)	43 132 24		2 5	4				3 5	6 1	10 2	4 1						
8 LAVERTY Eugene (IRL)	37 138 6		4 7 1		1 10 4	2 3					5						
9 ZANETTI Lorenzo (ITA)	21 154 16						7		7 7								
10 DELBIANCO Alessandro (ITA)	21 154 0			3			1	1	5	7 1	3						
11 BRIDEWELL Thomas (GBR)	12 163 9						4	2 6									
12 PIRRO Michele (ITA)	10 165 2								8 2								
13 CAVALIERI Samuele (ITA)	6 169 4								3 3								
14 BARBERA Hector (ESP)	3 172 3						3										

14/07/2019 First Line: Race 1 & 2 - Second Line: Tissot Superpole Race

These data/results cannot be reproduced, stored and/or transmitted in whole or in part by any manner of electronic, mechanical, photocopying, recording, broadcasting or otherwise now known or herein after developed without the previous express consent by the copyright owner, except for reproduction in daily press and regular printed publications on sale to the public within 60 days of the event related to those data/results and always provided that copyright symbol appears together as follows below.

© DORNA WSBK ORGANIZATION Srl 2019





GEICO U.S. Round, 12-14 July 2019 Manufacturers Standings

WeatherTech Raceway 3.660 m

	Points	Points From First	Points From Previous	February 24	March 17	April 7	April 14	May 12	June 9	June 23	July 7	July 14	September 8	September 24	October 13	October 26
				PHILLIP ISLAND	BURIRAM	ARAGON	ASSEN	IMOLA	JEREZ	MISANO	DONINGTON PARK	LAGUNA SECA	PORTIMAO	MAGNY COURS	SAN JUAN	LOSAIL
1 KAWASAKI	415			20 20 9	20 20 9	20 20 9	20 16	25 12	13 20 6	25 25 7	25 25 12	25 12				
2 DUCATI	411	4		25 25 12	25 25 12	25 25 12	25 25	20 9	25 13 12	16 11 12	6 16 6	20 9				
3 YAMAHA	295	120	116	16 13 6	16 16 7	13 11 7	16 20	13 6	20 25 9	13 13 9	13 13 5	11 4				
4 BMW	176	239	119	9 4	7 5	11 4 5	10 10	6 2	10 9 5	20 10	20 9	13 7				
5 HONDA	55	360	121	6	3 4	5 3	5 4	2	1 3	8	7 1	3				

14/07/2019 First Line: Race 1 & 2 - Second Line: Tissot Superpole Race

These data/results cannot be reproduced, stored and/or transmitted in whole or in part by any manner of electronic, mechanical, photocopying, recording, broadcasting or otherwise now known or herein after developed without the previous express consent by the copyright owner, except for reproduction in daily press and regular printed publications on sale to the public within 60 days of the event related to those data/results and always provided that copyright symbol appears together as follows below.

© DORNA WSBK ORGANIZATION Srl 2019

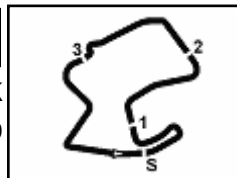
FIGR PERUGIA TIMING



Official Tyre Supplier



Official Timekeeper



GEICO U.S. Round, 12-14 July 2019

Tissot Superpole Award

WeatherTech Raceway 3.660 m

	Points	Points From First	Points From Previous	February 24	March 17	April 7	April 14	May 12	June 9	June 23	July 7	July 14	September 8	September 24	October 13	October 26			
				PHILLIP ISLAND	BURIRAM	ARAGON	ASSEN	IMOLA	JEREZ	MISANO	DONINGTON PARK	LAGUNA SECA	PORTIMAO	MAGNY COURS	SAN JUAN	LOSAIL			
1 REA Jonathan (GBR)	151			12 9	9 9	9	2	9 12	12 6	12 5	9 12	12 12							
2 BAUTISTA Alvaro (ESP)	148	3		7 12	12 12	12 12	12	7 7	9 12	5 12	4 6	7							
3 HASLAM Leon (GBR)	88	63	60	9 7	5 5	3	5	6 4	5 4	4 7	7 7	5 5							
4 LOWES Alex (GBR)	87	64	1	5 6	7 7	6 7	6	5 5	6	6 9	2 4	2 4							
5 SYKES Tom (GBR)	73	78	14	6	4	7 5	4	4 2	4 5	7	12	6 7							
6 DAVIES Chaz (GBR)	57	94	16		1 2	2 6	3	12 9		1	3	9 9							
7 VAN DER MARK Michael (NED)	45	106	12	3 5	6		9	2 6	3 9		2								
8 CORTESE Sandro (GER)	37	114	8	4 3	6 3	9 1			1 1	9									
9 RAZGATLIOGLU Toprak (TUR)	35	116	2		1		1	3	3	6	3 9	3 6							
10 MELANDRI Marco (ITA)	31	120	4	1 4	3 4				7 7	4	1								
11 TORRES Jordi (ESP)	16	135	15			1 2		1 1	2 2		1	4 2							
12 RINALDI Michael Ruben (ITA)	15	136	1	2 2		5				3 3									
13 BAZ Loris (FRA)	14	137	1								5 5	1 3							
14 REITERBERGER Markus (GER)	13	138	1			3	7	3											
15 LAVERTY Eugene (IRL)	11	140	2	1	2	4 4													
16 HICKMAN Peter (GBR)	6	145	5								6								
17 PIRRO Michele (ITA)	4	147	2							2 2									
18 MERCADO Leandro (ARG)	2	149	2							1		1							

14/07/2019 Odd points columns: Tissot Superpole Even points columns: Tissot Superpole Race

These data/results cannot be reproduced, stored and/or transmitted in whole or in part by any manner of electronic, mechanical, photocopying, recording, broadcasting or otherwise now known or herein after developed without the previous express consent by the copyright owner, except for reproduction in daily press and regular printed publications on sale to the public within 60 days of the event related to those data/results and always provided that copyright symbol appears together as follows below.

© DORNA WSBK ORGANIZATION Srl 2019

