

Motul French Round, 6-8 September 2024

Results Tissot Superpole Race

Laps 10 = 44,110 Km - Time of Race 16'15.040 - Avg. 162,861 km/h

Pos	Grid	No. Rider	Nat	Team	Bike	Class	LL	Gap	Rel.	Fastest Lap	Speed	Qualifying	Speed
1	2	11 N. BULEGA	ITA	Aruba.it Racing - Ducati	Ducati Panigale V4R		10			1'37.018	293,5	1'52.718	260,2
2	1	22 A. LOWES	GBR	Kawasaki Racing Team WorldSBK	Kawasaki ZX-10RR		10	0.115	0.115	1'36.873	285,7	1'51.946	260,9
3	9	9 D. PETRUCCI	ITA	Barni Spark Racing Team	Ducati Panigale V4R	IND	10	3.677	3.562	1'37.160	290,3	1'54.811	274,8
4	3	45 S. REDDING	GBR	Bonovo Action BMW	BMW M1000 RR		10	3.903	0.226	1'37.311	285,0	1'52.799	229,3
5	6	97 X. VIERGE	ESP	Team HRC	Honda CBR1000 RR-R		10	5.710	1.807	1'37.502	289,5	1'53.834	262,8
6	4	31 G. GERLOFF	USA	Bonovo Action BMW	BMW M1000 RR		10	5.854	0.144	1'37.257	288,0	1'53.027	262,8
7	18	7 I. LECUONA	ESP	Team HRC	Honda CBR1000 RR-R		10	6.613	0.759	1'37.382	294,3	1'58.699	224,1
8	5	60 M. VAN DER MARK	NED	ROKIT BMW Motorrad WorldSBK Team	BMW M1000 RR		10	7.788	1.175	1'37.530	295,9	1'53.479	246,0
9	12	87 R. GARDNER	AUS	GYTR GRT Yamaha WorldSBK Team	Yamaha YZF R1		10	8.397	0.609	1'37.562	291,1	1'55.993	242,7
10	7	47 A. BASSANI	ITA	Kawasaki Racing Team WorldSBK	Kawasaki ZX-10RR		10	10.270	1.873	1'37.742	284,2	1'53.889	244,9
11	13	29 A. IANNONE	ITA	Team GoEleven	Ducati Panigale V4R	IND	10	17.510	7.240	1'38.272	289,5	1'56.101	235,8
12	14	21 M. RINALDI	ITA	Team Motocorsa Racing	Ducati Panigale V4R	IND	10	18.040	0.530	1'38.405	285,0	1'56.144	252,3
13	17	52 A. DELBIANCO	ITA	GYTR GRT Yamaha WorldSBK Team	Yamaha YZF R1		10	18.907	0.867	1'37.944	292,7	1'57.477	250,0
14	15	5 P. OETTL	GER	GMT94 Yamaha	Yamaha YZF R1	IND	10	19.130	0.223	1'38.525	285,0	1'56.583	248,3
15	11	28 B. RAY	GBR	Yamaha Motoxrcing WorldSBK Team	Yamaha YZF R1	IND	10	19.288	0.158	1'38.453	281,3	1'54.968	242,2
16	19	14 S. LOWES	GBR	ELF Marc VDS Racing Team	Ducati Panigale V4R	IND	10	20.436	1.148	1'38.451	286,5	2'01.867	259,6
17	20	53 T. RABAT	ESP	Kawasaki Puccetti Racing	Kawasaki ZX-10RR	IND	10	25.603	5.167	1'38.692	287,2	2'02.211	247,7
18	10	95 T. MACKENZIE	GBR	PETRONAS MIE Racing Honda	Honda CBR1000 RR-R	IND	10	25.910	0.307	1'39.108	291,1	1'54.887	245,5
19	21	75 I. LOPES	POR	PETRONAS MIE Racing Honda	Honda CBR1000 RR-R	IND	10	27.319	1.409	1'39.360	291,9	2'02.236	209,3
-----Not Classified-----													
RET	8	55 A. LOCATELLI	ITA	Pata Prometeon Yamaha	Yamaha YZF R1		5	5 Laps		1'37.721	287,2	1'54.478	244,9
RET	16	1 A. BAUTISTA	ESP	Aruba.it Racing - Ducati	Ducati Panigale V4R		0				263,4	1'56.630	231,3

AIR	Humidity:	70%	Temp:	20°C
TRACK	Condition:	Dry	Temp:	24°C

Records	Pole [SP]	2023	G.Gerloff	1'35.453	166,360 Km/h
	Race [SPRC]	2023	A.Bautista	1'36.084	165,268 Km/h
	All Times [SP]	2023	G.Gerloff	1'35.453	166,360 Km/h
Race Fastest Lap		Lap 5	A.Lowes	1'36.873	163,922 Km/h

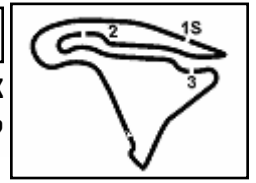
LAP LEADERS					
No. Rider	From	To	Laps	Total	
11 N. BULEGA	1	10	10	10	

TOTAL LEADER LAPS					
No. Rider	Laps				
54 T. RAZGATLIOGLU	187	14 S. LOWES			5
11 N. BULEGA	69	55 A. LOCATELLI			5
1 A. BAUTISTA	37	87 R. GARDNER			5
22 A. LOWES	21	31 G. GERLOFF			4
24 N. SPINELLI	14				
60 M. VAN DER MARK	13				
29 A. IANNONE	10				
9 D. PETRUCCI	9				

08/09/2024 Start 11:00 End 11:20 The results are provisional until the end of the time limit for protests and appeals and the completion of the technical checks.

These data/results cannot be reproduced, stored and/or transmitted in whole or in part by any manner of electronic, mechanical, photocopying, recording, broadcasting or otherwise now known or herein after developed without the previous express consent by the copyright owner, except for reproduction in daily press and regular printed publications on sale to the public within 60 days of the event related to those data/results and always provided that copyright symbol appears together as follows below.

© DORNA WSBK ORGANIZATION Srl 2024



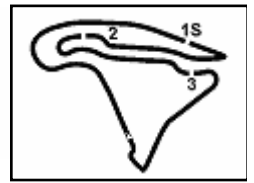
Race Highlights

Time	No. Rider	Description
09.45.00		Official Ambient Air Temperature 16.3°C - Humidity 84% - Atmospheric Pressure 1012.7mbar
10.40.05		Wet Patches in Sector(s): 4
10.45.00		Sighting Lap Started
10.57.50		Warm Up Lap Started
11.00.19		Start of Session
11.01.14	1 A. BAUTISTA	#1 Crashed - Turn 7
11.01.51		No Jump Starts
11.02.21	1 A. BAUTISTA	#1 Not Actively Competing
11.03.47	1 A. BAUTISTA	#1 Medical Centre
11.07.33	55 A. LOCATELLI	#55 Crashed - Turn 5
11.07.46	55 A. LOCATELLI	#55 Rejoined
11.09.04	55 A. LOCATELLI	#55 Entered Pit Lane
11.11.34	55 A. LOCATELLI	#55 Retired
11.11.55		Incident involving #9 & #55 in Turn 5 - Under Investigation
11.14.12		Incident involving #9 & #55 - No further action
11.18.06		Podium Confirmed
11.22.42		Results Confirmed
11.23.15		End of Session

Start End The results are provisional until the end of the time limit for protests and appeals
08/09/2024 11:00 11:20 and the completion of the technical checks.

These data/results cannot be reproduced, stored and/or transmitted in whole or in part by any manner of electronic, mechanical, photocopying, recording, broadcasting or otherwise now known or herein after developed without the previous express consent by the copyright owner, except for reproduction in daily press and regular printed publications on sale to the public within 60 days of the event related to those data/results and always provided that copyright symbol appears together as follows below.

© DORNA WSBK ORGANIZATION Srl 2024

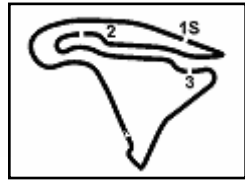


	Points	Points From First	Points From Previous	February 25		March 24		April 21		June 16		July 14		July 21		August 11		September 8		September 22		September 29		October 13		October 20			
				PHILLIP ISLAND	BARCELONA	ASSEN	MISANO	DONINGTON PARK	MOST	PORTIMAO	MAGNY-COURS	CREMONA CIRCUIT	ARAGON	ESTORIL	JEREZ														
1	RAZGATLIOGLU Toprak (TUR)	365		11 7	25 12	16 5	20 1	25 12	25 12	25 12	25 12	25 12	25 12	25 12															
2	BULEGA Nicolo (ITA)	285	80	25 5	11 6	20 9	20 8	5 9	8 9	20 13	20 20	13 9	20 9	20 9	20 5	9 9	20 5	12											
3	BAUTISTA Alvaro (ESP)	243	122 42	1 6	20 7	16 25	16 20	16 12	20 12	16 16	16 11	16 4	11 4	13 4	20 4	20													
4	LOWES Alex (GBR)	222	143 21	13 12	25 5	10 10	11 5	11 7	13 7	13 7	20 5	16 5	7 7	7 7	11 16	16 7	9												
5	PETRUCCI Danilo (ITA)	170	195 52	8 16	9 11	3				7 10	10 1	9 1	10 1	20 6	16 9	11 7	16 7												
6	LOCATELLI Andrea (ITA)	163	202 7	20 9	11 2	3 4	4 11	4 4	11 6	13 11	11 6	10 3	9 4	9 4	16 5	5 5	8												
7	VAN DER MARK Michael (NED)	148	217 15	9 7	7 4	13 13	9 7	7 2	13 8	9 7	8 8	7 4	4 7	11 1	9 6	9 2	25 2												
8	IANNONE Andrea (ITA)	140	225 8	16 13	13 9		13	9 5	5 5	5 5	16 8	8 3	13 1	11															
9	GARDNER Remy (AUS)	123	242 17	4 1	1 9	9 6	13 16	16 6	10 8	8 6	5 5	11 13	13 5	6 4	4	1													
10	REA Jonathan (GBR)	86	279 37		8	10 5	6 2	11 8	8 7	6 10	10 2	6 10	1 10																
11	GERLOFF Garrett (USA)	79	286 7	7 8	4 6		4 4	4 4	2 3	8 4	13 8	4 4	13 8	4 4															
12	AEGERTER Dominique (SUI)	79	286 0	10 3	6 8	7 7	3 9			8 7	3	7 6	6 2																
13	REDDING Scott (GBR)	67	298 12	5	5	8	1 4		13 6	1 3	2 13	6																	
14	BASSANI Axel (ITA)	64	301 3	4 5	6	7	5 9	4 4	6		8 1	5																	
15	VIERGE Xavi (ESP)	60	305 4	6 3	2 2	6 6			1 2	5 5	3 7	7 9	9 5																
16	LECUONA Iker (ESP)	50	315 10		3		6 7	3 2	6 4	3 3	10 3																		
17	RINALDI Michael Ruben (ITA)	45	320 5	2 10	5		3 2	1 5	9		7																		
18	LOWES Sam (GBR)	40	325 5	3 9	4		10 3	3		4																			
19	SPINELLI Nicholas (ITA)	25	340 15			25																							
20	RABAT Tito (ESP)	8	357 17		1		1 2			2 2																			
21	MACKENZIE Tarran (GBR)	7	358 1			2 5																							
22	DELBIANCO Alessandro (ITA)	6	359 1													6													
23	OETTL Philipp (GER)	5	360 1		2		2		1																				
24	PIRRO Michele (ITA)	3	362 2				3																						
25	RAY Bradley (GBR)	3	362 0		1		1							1															

08/09/2024 First Line: Race 1 & 2 - Second Line: Tissot Superpole Race

These data/results cannot be reproduced, stored and/or transmitted in whole or in part by any manner of electronic, mechanical, photocopying, recording, broadcasting or otherwise now known or herein after developed without the previous express consent by the copyright owner, except for reproduction in daily press and regular printed publications on sale to the public within 60 days of the event related to those data/results and always provided that copyright symbol appears together as follows below.

© DORNA WSBK ORGANIZATION Srl 2024



Magny-Cours 4.411 m

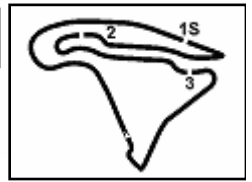
Motul French Round, 6-8 September 2024
Riders Standings

Points	Points From First	Points From Previous	Independent Riders															
			February 25 PHILIP ISLAND	March 24 BARCELONA	April 21 ASSEN	June 16 MISANO	July 14 DONINGTON PARK	July 21 MOST	August 11 PORTIMAO	September 8 MAGNY-COURS	September 22 CREMONA CIRCUIT	September 29 ARAGON	October 13 ESTORIL	October 20 JEREZ				
1	PETRUCCI Danilo (ITA)	170	8 16	9 11 3		7 10 1	9 10 1	20 6	16 11 9	16 7								
2	IANNONE Andrea (ITA)	140 30	16 13	13 9	13	9 5 5	5	16 8 3	13 1	11								
3	RINALDI Michael Ruben (ITA)	45 125 95	2 10 1	5	3	2	1	5 9		7								
4	LOWES Sam (GBR)	40 130 5	3 9 2	4	10 3	3	2	4										
5	SPINELLI Nicholas (ITA)	25 145 15			25													
6	RABAT Tito (ESP)	8 162 17		1	1	2		2	2									
7	MACKENZIE Tarran (GBR)	7 163 1			2 5													
8	OETTL Philipp (GER)	5 165 2	2		2	1												
9	RAY Bradley (GBR)	3 167 2	1		1			1										

08/09/2024 First Line: Race 1 & 2 - Second Line: Tissot Superpole Race

These data/results cannot be reproduced, stored and/or transmitted in whole or in part by any manner of electronic, mechanical, photocopying, recording, broadcasting or otherwise now known or herein after developed without the previous express consent by the copyright owner, except for reproduction in daily press and regular printed publications on sale to the public within 60 days of the event related to those data/results and always provided that copyright symbol appears together as follows below.

© DORNA WSBK ORGANIZATION Srl 2024



Magny-Cours 4.411 m

Motul French Round, 6-8 September 2024
Manufacturers Standings

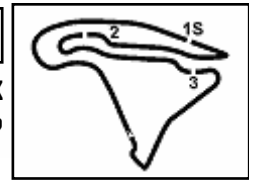
	Points	Points From First	Points From Previous	February 25 PHILLIP ISLAND	March 24 BARCELONA	April 21 ASSEN	June 16 MISANO	July 14 DONINGTON PARK	July 21 MOST	August 11 PORTIMAO	September 8 MAGNY-COURS	September 22 CREMONA CIRCUIT	September 29 ARAGON	October 13 ESTORIL	October 20 JEREZ			
1 BMW	405			11 8 7	25 16 12	20 25 2	25 25 12	25 25 12	25 25 12	25 25 12	25 6							
2 DUCATI	386	19		25 20 6	20 25 9	25 20 12	20 20 9	16 20 9	20 20 9	20 20 9	20 12							
3 KAWASAKI	228	177	158	13 25 12	10 10 5	11 1 7	11 13 7	20 16 5	7 7	11 16 7	5 9							
4 YAMAHA	209	196	19	20 6 9	11 9 2	13 16 6	13 11 6	11 9 7	11 16 5	7 10 2	8 1							
5 HONDA	84	321	125	6 3	3 2	6 6	6 7 3	3 2	2 6	4 7 3	10 5							

08/09/2024 First Line: Race 1 & 2 - Second Line: Tissot Superpole Race

These data/results cannot be reproduced, stored and/or transmitted in whole or in part by any manner of electronic, mechanical, photocopying, recording, broadcasting or otherwise now known or herein after developed without the previous express consent by the copyright owner, except for reproduction in daily press and regular printed publications on sale to the public within 60 days of the event related to those data/results and always provided that copyright symbol appears together as follows below.

© DORNA WSBK ORGANIZATION Srl 2024





Motul French Round, 6-8 September 2024

Teams Standings

		February 25 PHILIP ISLAND	March 24 BARCELONA	April 21 ASSEN	June 16 MISANO	July 14 DOWINGTON PARK	July 21 MOST	August 11 PORTIMAO	September 8 MAGNY-COURS	September 22 CREMONA CIRCUIT	September 29 ARAGON	October 13 ESTORIL	October 20 JEREZ							
1 Aruba.it Racing - Ducati	528																			
BULEGA Nicola	285	25 5	11 20	20 6	20 5	8 9	20 9	20 9	13 9	20 9	10 9	20 9	9 5	20 12						
BAUTISTA Alvaro	243	1 6	20 6	16 7	25 12	16 12	20 12	16 16	16 4	11 4	13	20 4	20							
PIRRO Michele						→														
2 ROKIT BMW Motorrad WorldSBK Team	513 [-15]																			
RAZGATLIOGLU Toprak	365	11 7	25 12	16 12	20 1	25 12	25 12	25 12	25 12	25 12	25 12	25 12	25 12							
VAN DER MARK Michael	148	9 4	7 4	13 4	9 2	7 2	8	7 4	7 1	11 1	10 6	9 2	25 2							
3 Kawasaki Racing Team WorldSBK	286 [-242]																			
LOWES Alex	222	13 12	25 5	10 5	10 7	11 7	11 7	13 5	20 5	16 7	7 7	11 7	16 9							
BASSANI Axel	64	4 5	6	6	7	5 4	9 4	9 6	4 6	6	8 1	5								
4 Pata Prometeon Yamaha	249 [-279]																			
LOCATELLI Andrea	163	20 9	11 2	3 2	4 4	11 11	13 6	11 3	13 9	11 3	16 4	9 4	5 5	8						
REA Jonathan	86		8	10 5	5 2	6 2	11 7	8 7	6 7	10 2	1 2	10								
5 GYTR GRT Yamaha WorldSBK Team	208 [-320]																			
GARDNER Remy	123	4 4	1 1	9 1	13 6	16 6	10 8	8 6	5 5	11 5	13 5	6 4	4 1							
AEGERTER Dominique	79	10 3	6 3	8 7	7 3	9 9		8 7	7 3	6 2	7 2	6 2								
DELBIANCO Alessandro	6											6								
6 Barni Spark Racing Team	195 [-333]																			
PETRUCCI Danilo	170	8 16	9 3	11 3		7 1	10 1	9 1	10 1	20 6	16 9	11 7	16 7							
SPINELLI Nicholas	25			25																
7 Bonovo Action BMW	146 [-382]																			
GERLOFF Garrett	79	7 8	4 6	4 6	4 4	4 4	2 3	8 4	13 8	4 4	4 4									
REDDING Scott	67	5	5	8	1 4	6	13 6	1 3	2 6	13 6										
8 Team GoEleven	140 [-388]																			
IANNONE Andrea	140	16 13	13 9	13 9	13 5	9 5	5 5	16 3	8 3	13 1	11									
9 Team HRC	110 [-418]																			
VIERGE Xavi	60	6 3	2 2	2 2	6 6	6 6		1 2	2 5	3 3	7 3	9 5								
LECUONA Iker	50		3		6 3	7 3	3 2	6	4 3	3 3	10 3									
10 Team Motocorsa Racing	45 [-483]																			
RINALDI Michael Ruben	45	2 1	10 1	5	3 2	2	1	5 9		7										
11 ELF Marc VDS Racing Team	40 [-488]																			
LOWES Sam	40	3 2	9 2	4	10 3	3	2	4												

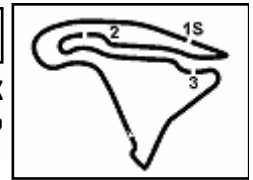
08/09/2024

These data/results cannot be reproduced, stored and/or transmitted in whole or in part by any manner of electronic, mechanical, photocopying, recording, broadcasting or otherwise now known or herein after developed without the previous express consent by the copyright owner, except for reproduction in daily press and regular printed publications on sale to the public within 60 days of the event related to those data/results and always provided that copyright symbol appears together as follows below.

© DORNA WSBK ORGANIZATION Srl 2024

FICR PERUGIA TIMING





Motul French Round, 6-8 September 2024

Teams Standings

	February 25 PHILIP ISLAND	March 24 BARCELONA	April 21 ASSEN	June 16 MISANO	July 14 DONINGTON PARK	July 21 MOST	August 11 PORTIMAO	September 8 MAGNY-COURS	September 22 CREMONA CIRCUIT	September 29 ARAGON	October 13 ESTORIL	October 20 JEREZ	
12 Kawasaki Puccetti Racing	8 [-520]												
RABAT Tito	8	1	1	2		2	2						
13 PETRONAS MIE Racing Honda	7 [-521]												
MACKENZIE Tarran	7		2	5									
14 GMT94 Yamaha	5 [-523]												
DETTL Philipp	5	2		2	1								
15 Yamaha Motoxrcing WorldSBK Team	3 [-525]												
RAY Bradley	3	1		1		1							

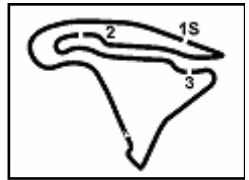
08/09/2024

These data/results cannot be reproduced, stored and/or transmitted in whole or in part by any manner of electronic, mechanical, photocopying, recording, broadcasting or otherwise now known or herein after developed without the previous express consent by the copyright owner, except for reproduction in daily press and regular printed publications on sale to the public within 60 days of the event related to those data/results and always provided that copyright symbol appears together as follows below.

© DORNA WSBK ORGANIZATION Srl 2024

FICR PERUGIA TIMING




Motul French Round, 6-8 September 2024
Teams Standings

	February 25 PHILLIP ISLAND	March 24 BARCELONA	April 21 ASSEN	June 16 MISANO	July 14 DONINGTON PARK	July 21 MOST	August 11 PORTIMAO	September 8 MAGNY-COURS	September 22 CREMONA CIRCUIT	September 29 ARAGON	October 13 ESTORIL	October 20 JEREZ	
--	-------------------------------	-----------------------	-------------------	-------------------	---------------------------	-----------------	-----------------------	----------------------------	---------------------------------	------------------------	-----------------------	---------------------	--

Referent Teams													
1 Aruba.it Racing - Ducati 528													
BULEGA Nicolo	285	25 5	11 20	20 6	5 8	9 20	20 9	13 9	20 9	10 9	20 5	9 5	12
BAUTISTA Alvaro	243	1 6	20 6	16 7	25 7	16 12	20 12	16 4	11 4	13	20 4	20	
PIRRO Michele													
2 ROKIT BMW Motorrad WorldSBK Team 513 [-15]													
RAZGATLIOGLU Toprak	365	11 7	25 12	16 12	20 1	25 12	25 12	25 12	25 12	25 12	25 12		
VAN DER MARK Michael	148	9 7	7 4	13 4	9 2	7 7	8	7 4	7 1	11 1	10 6	9 2	25
3 Kawasaki Racing Team WorldSBK 286 [-242]													
LOWES Alex	222	13 12	25 10	12 5	10 5	11 7	11 7	13 5	16 7	7	11 7	16 9	
BASSANI Axel	64	4 5	6		7	5 4	9 4	7 6			8 1	5	
4 Pata Prometeon Yamaha 249 [-279]													
LOCATELLI Andrea	163	20 9	11 2	3 4	11 4	13 6	11 3	10 9	9 4	16 4	5 5	8	
REA Jonathan	86		8		10 5	6 2	11 7	8 7	6 2	10 2	1 10		
5 GYTR GRT Yamaha WorldSBK Team 208 [-320]													
GARDNER Remy	123	4 4	1 9	9 1	13 6	16 6	10 8	6 5	11 5	13 5	6 4	4 1	
AEGERTER Dominique	79	10 3	6 8	6 7	3 7	9 3		8 7	3	7 2	6 2		
DELBIANCO Alessandro	6										6		
6 Bonovo Action BMW 146 [-382]													
GERLOFF Garrett	79	7 8	4 6		4 4	4	2 3	8 4	4 13	8 8	4 4		
REDDING Scott	67	5	5	8	1 4	4	13 6	1 3	2	13 6			
7 Team HRC 110 [-418]													
VIERGE Xavi	60	6 3	2 2	2 6	6 6			1	2 5	3 3	7 7	9 5	
LECUONA Iker	50		3		6 3	7 3	2	3 2	6	4 3	3 10		

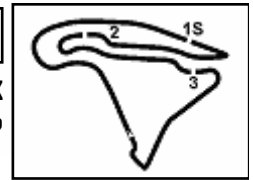
08/09/2024

These data/results cannot be reproduced, stored and/or transmitted in whole or in part by any manner of electronic, mechanical, photocopying, recording, broadcasting or otherwise now known or herein after developed without the previous express consent by the copyright owner, except for reproduction in daily press and regular printed publications on sale to the public within 60 days of the event related to those data/results and always provided that copyright symbol appears together as follows below.

© DORNA WSBK ORGANIZATION Srl 2024

FICR PERUGIA TIMING





Motul French Round, 6-8 September 2024

Teams Standings

	February 25 PHILIP ISLAND	March 24 BARCELONA	April 21 ASSEN	June 16 MISANO	July 14 DONINGTON PARK	July 21 MOST	August 11 PORTIMAO	September 8 MAGNY-COURS	September 22 CREMONA CIRCUIT	September 29 ARAGON	October 13 ESTORIL	October 20 JEREZ
--	------------------------------	-----------------------	-------------------	-------------------	---------------------------	-----------------	-----------------------	----------------------------	---------------------------------	------------------------	-----------------------	---------------------

Independent Teams												
1 Barni Spark Racing Team 195												
PETRUCCI Danilo	170	8 16	9 11		7 10	9 10	20 6	16 11	16 7			
SPINELLI Nicholas	25			25								
2 Team GoEleven 140 (-55)												
IANNONE Andrea	140	16 13	13 9	13	9 5	5	16 8 3	13 1	11			
3 Team Motocorsa Racing 45 (-150)												
RINALDI Michael Ruben	45	2 10 1	5	3 2	1	5 9		7				
4 ELF Marc VDS Racing Team 40 (-155)												
LOWES Sam	40	3 9 2	4	10 3	3	2	4					
5 Kawasaki Puccetti Racing 8 (-187)												
RABAT Tito	8		1	1	2		2 2					
6 PETRONAS MIE Racing Honda 7 (-188)												
MACKENZIE Tarran	7			2 5								
7 GMT94 Yamaha 5 (-190)												
OETTL Philipp	5	2		2	1							
8 Yamaha Motoxrcing WorldSBK Team 3 (-192)												
RAY Bradley	3	1		1			1					

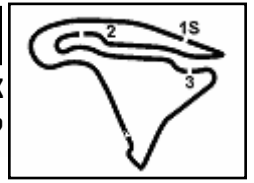
08/09/2024

These data/results cannot be reproduced, stored and/or transmitted in whole or in part by any manner of electronic, mechanical, photocopying, recording, broadcasting or otherwise now known or herein after developed without the previous express consent by the copyright owner, except for reproduction in daily press and regular printed publications on sale to the public within 60 days of the event related to those data/results and always provided that copyright symbol appears together as follows below.

© DORNA WSBK ORGANIZATION Srl 2024

FICR PERUGIA TIMING





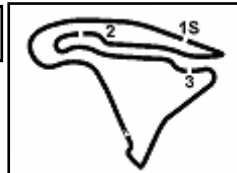
Motul French Round, 6-8 September 2024
Tissot Superpole Award

Points	Points From First	Points From Previous	February 25	March 24	April 21	June 16	July 14	July 21	August 11	September 8	September 22	September 29	October 13	October 20				
			PHILLIP ISLAND	BARCELONA	ASSEN	MISANO	DONINGTON PARK	MOST	PORTIMAO	MAGNY-COURS	CREMONA CIRCUIT	ARAGON	ESTORIL	JEREZ				
1	RAZGATLIOGLU Toprak (TUR)	140	5 7	12 12	7 1	12 12	12 12	12 12	12 12									
2	BULEGA Nicolo (ITA)	133	7	12 5	9 6	9 9	9 9	9 9	6 9	6 5	9 12							
3	LOWES Alex (GBR)	109	31 24	7 12	3 5	5 7	6 7	1 5	7 7	9 7	12 9							
4	BAUTISTA Alvaro (ESP)	49	91 60	1 6	7	3 12	5	4	3	4 4								
5	IANNONE Andrea (ITA)	47	93 2	9	7 9	1	3 5		9 3	1								
6	LOCATELLI Andrea (ITA)	45	95 2	4 9	1 2	4	4 6	3 3	1 4	3	1							
7	GARDNER Remy (AUS)	38	102 7	3 4	2 1	4 6	7		5 5		1							
8	PETRUCCI Danilo (ITA)	38	102 0		3		1	1	4 6	7 9	7							
9	VAN DER MARK Michael (NED)	35	105 3		6 4	2		4	1	5 6	5 2							
10	REA Jonathan (GBR)	34	106 1			12 5	2	2 7	2	2	2							
11	LOWES Sam (GBR)	28	112 6	2 2	5	6 3	2	6 2										
12	REDDING Scott (GBR)	26	114 2					7 6			7 6							
13	AEGERTER Dominique (SUI)	21	119 5	6 3	4		1	5		2								
14	GERLOFF Garrett (USA)	13	127 8						2	1	6 4							
15	VIERGE Xavi (ESP)	12	128 1							3	4 5							
16	BASSANI Axel (ITA)	7	133 5				4				3							
17	LECUONA Iker (ESP)	6	134 1				3				3							
18	RINALDI Michael Ruben (ITA)	3	137 3	1		2												

08/09/2024 Odd points columns: Tissot Superpole Even points columns: Tissot Superpole Race

These data/results cannot be reproduced, stored and/or transmitted in whole or in part by any manner of electronic, mechanical, photocopying, recording, broadcasting or otherwise now known or herein after developed without the previous express consent by the copyright owner, except for reproduction in daily press and regular printed publications on sale to the public within 60 days of the event related to those data/results and always provided that copyright symbol appears together as follows below.

© DORNA WSBK ORGANIZATION Srl 2024



Magny-Cours 4.411 m

Motul French Round, 6-8 September 2024

Best Sectors & Speed Tissot Superpole Race

RESULTS

Pos	Rank	Name	Team	Laps
1	11	N. BULEGA	Ducati Panigale V4R	10
2	22	A. LOWES	Kawasaki ZX-10RR	0.115
3	9	D. PETRUCCI	Ducati Panigale V4R	3.677
4	45	S. REDDING	BMW M 1000 RR	3.903
5	97	X. VIERGE	Honda CBR1000 RR-R	5.710
6	31	G. GERLOFF	BMW M 1000 RR	5.854
7	7	I. LECUONA	Honda CBR1000 RR-R	6.613
8	60	M. VAN DER MARK	BMW M 1000 RR	7.788
9	87	R. GARDNER	Yamaha YZF R1	8.397
10	47	A. BASSANI	Kawasaki ZX-10RR	10.270
11	29	A. IANNONE	Ducati Panigale V4R	17.510
12	21	M. RINALDI	Ducati Panigale V4R	18.040
13	52	A. DELBIANCO	Yamaha YZF R1	18.907
14	5	P. OETTL	Yamaha YZF R1	19.130
15	28	B. RAY	Yamaha YZF R1	19.288
16	14	S. LOWES	Ducati Panigale V4R	20.436
17	53	T. RABAT	Kawasaki ZX-10RR	25.603
18	95	T. MACKENZIE	Honda CBR1000 RR-R	25.910
19	75	I. LOPES	Honda CBR1000 RR-R	27.319
RET	55	A. LOCATELLI	Yamaha YZF R1	5 Laps
RET	1	A. BAUTISTA	Ducati Panigale V4R	

SPEED

Pos	Rank	Name	Team	Speed
1	60	M. VAN DER MARK	BMW M 1000 RR	295,9
2	7	I. LECUONA	Honda CBR1000 RR-R	294,3
3	11	N. BULEGA	Ducati Panigale V4R	293,5
4	52	A. DELBIANCO	Yamaha YZF R1	292,7
5	75	I. LOPES	Honda CBR1000 RR-R	291,9
6	87	R. GARDNER	Yamaha YZF R1	291,1
7	95	T. MACKENZIE	Honda CBR1000 RR-R	291,1
8	9	D. PETRUCCI	Ducati Panigale V4R	290,3
9	97	X. VIERGE	Honda CBR1000 RR-R	289,5
10	29	A. IANNONE	Ducati Panigale V4R	289,5
11	31	G. GERLOFF	BMW M 1000 RR	288,0
12	53	T. RABAT	Kawasaki ZX-10RR	287,2
13	55	A. LOCATELLI	Yamaha YZF R1	287,2
14	14	S. LOWES	Ducati Panigale V4R	286,5
15	22	A. LOWES	Kawasaki ZX-10RR	285,7
16	45	S. REDDING	BMW M 1000 RR	285,0
17	21	M. RINALDI	Ducati Panigale V4R	285,0
18	5	P. OETTL	Yamaha YZF R1	285,0
19	47	A. BASSANI	Kawasaki ZX-10RR	284,2
20	28	B. RAY	Yamaha YZF R1	281,3
21	1	A. BAUTISTA	Ducati Panigale V4R	263,4

SEG. 1

1	9	D. PETRUCCI	28.724
2	31	G. GERLOFF	28.760
3	22	A. LOWES	28.789
4	60	M. VAN DER MARK	28.850
5	97	X. VIERGE	28.871
6	11	N. BULEGA	28.888
7	45	S. REDDING	28.900
8	47	A. BASSANI	28.912
9	7	I. LECUONA	28.922
10	55	A. LOCATELLI	28.938
11	87	R. GARDNER	28.974
12	14	S. LOWES	29.091
13	29	A. IANNONE	29.110
14	53	T. RABAT	29.164
15	21	M. RINALDI	29.219
16	52	A. DELBIANCO	29.287
17	28	B. RAY	29.293
18	5	P. OETTL	29.296
19	95	T. MACKENZIE	29.486
20	75	I. LOPES	29.646
21	1	A. BAUTISTA	30.577

SEG. 2

1	45	S. REDDING	21.233
2	11	N. BULEGA	21.274
3	22	A. LOWES	21.327
4	87	R. GARDNER	21.353
5	7	I. LECUONA	21.360
6	9	D. PETRUCCI	21.366
7	31	G. GERLOFF	21.367
8	97	X. VIERGE	21.403
9	52	A. DELBIANCO	21.434
10	5	P. OETTL	21.435
11	60	M. VAN DER MARK	21.460
12	28	B. RAY	21.479
13	21	M. RINALDI	21.489
14	29	A. IANNONE	21.534
15	47	A. BASSANI	21.561
16	14	S. LOWES	21.667
17	53	T. RABAT	21.676
18	55	A. LOCATELLI	21.677
19	75	I. LOPES	21.679
20	95	T. MACKENZIE	21.684

SEG. 3

1	31	G. GERLOFF	21.845
2	22	A. LOWES	21.918
3	9	D. PETRUCCI	21.920
4	45	S. REDDING	21.949
5	55	A. LOCATELLI	21.950
6	47	A. BASSANI	21.973
7	87	R. GARDNER	21.978
8	60	M. VAN DER MARK	21.994
9	97	X. VIERGE	21.997
10	11	N. BULEGA	21.998
11	7	I. LECUONA	22.098
12	52	A. DELBIANCO	22.122
13	29	A. IANNONE	22.132
14	28	B. RAY	22.187
15	14	S. LOWES	22.225
16	53	T. RABAT	22.240
17	21	M. RINALDI	22.291
18	5	P. OETTL	22.316
19	95	T. MACKENZIE	22.461
20	75	I. LOPES	22.583

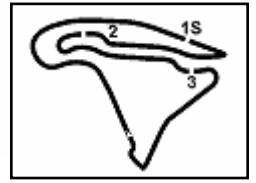
SEG. 4

1	11	N. BULEGA	24.659
2	22	A. LOWES	24.694
3	7	I. LECUONA	24.744
4	55	A. LOCATELLI	24.756
5	45	S. REDDING	24.872
6	9	D. PETRUCCI	24.934
7	60	M. VAN DER MARK	24.941
8	97	X. VIERGE	24.972
9	87	R. GARDNER	24.990
10	31	G. GERLOFF	25.055
11	28	B. RAY	25.056
12	52	A. DELBIANCO	25.061
13	47	A. BASSANI	25.071
14	5	P. OETTL	25.142
15	21	M. RINALDI	25.156
16	29	A. IANNONE	25.166
17	14	S. LOWES	25.169
18	75	I. LOPES	25.263
19	53	T. RABAT	25.318
20	95	T. MACKENZIE	25.436

08/09/2024

These data/results cannot be reproduced, stored and/or transmitted in whole or in part by any manner of electronic, mechanical, photocopying, recording, broadcasting or otherwise now known or herein after developed without the previous express consent by the copyright owner, except for reproduction in daily press and regular printed publications on sale to the public within 60 days of the event related to those data/results and always provided that copyright symbol appears together as follows below.

© DORNA WSBK ORGANIZATION Srl 2024



Magny-Cours 4.411 m

1 / 3

Motul French Round, 6-8 September 2024
Lap Chart Tissot Superpole Race

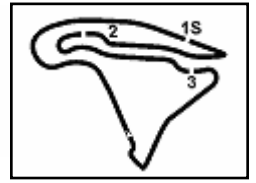
		Lap									
	1	2	3	4	5	6	7	8	9	10	
1	11	11	11	11	11	11	11	11	11	11	11
2	22	22	22	22	22	22	22	22	22	22	22
3	60	60	60	60	60	60	60	60	9	9	9
4	97	97	97	97	97	97	45	9	45	45	45
5	31	31	55	55	9	9	9	45	97	97	97
6	55	55	31	9	45	45	97	97	31	31	31
7	45	9	9	45	7	7	7	7	60	7	7
8	9	45	45	31	31	31	31	31	7	60	60
9	47	47	47	7	47	87	87	87	87	87	87
10	7	7	7	47	87	47	47	47	47	47	47
11	87	87	87	87	29	52	52	21	29	29	29
12	95	95	95	52	52	21	21	29	21	21	21
13	29	21	52	95	21	29	29	52	52	52	52
14	21	52	29	29	5	5	5	5	5	5	5
15	52	29	21	21	95	28	28	28	28	28	28
16	5	5	5	5	53	95	14	14	14	14	14
17	53	53	53	53	28	14	95	53	95	53	53
18	14	14	14	28	14	53	53	95	53	95	95
19	75	28	28	14	75	75	75	75	75	75	75
20	28	75	75	75	55						

Final Result		
1	11 N. BULEGA	Laps 10
2	22 A. LOWES	0.115
3	9 D. PETRUCCI	3.677
4	45 S. REDDING	3.903
5	97 X. VIERGE	5.710
6	31 G. GERLOFF	5.854
7	7 I. LECUONA	6.613
8	60 M. VAN DER MARK	7.788
9	87 R. GARDNER	8.397
10	47 A. BASSANI	10.270
11	29 A. IANNONE	17.510
12	21 M. RINALDI	18.040
13	52 A. DELBIANCO	18.907
14	5 P. OETTL	19.130
15	28 B. RAY	19.288
16	14 S. LOWES	20.436
17	53 T. RABAT	25.603
18	95 T. MACKENZIE	25.910
19	75 I. LOPES	27.319
RET	55 A. LOCATELLI	5 Laps
RET	1 A. BAUTISTA	

08/09/2024

These data/results cannot be reproduced, stored and/or transmitted in whole or in part by any manner of electronic, mechanical, photocopying, recording, broadcasting or otherwise now known or herein after developed without the previous express consent by the copyright owner, except for reproduction in daily press and regular printed publications on sale to the public within 60 days of the event related to those data/results and always provided that copyright symbol appears together as follows below.

© DORNA WSBK ORGANIZATION Srl 2024



Magny-Cours 4.411 m

Motul French Round, 6-8 September 2024

Lap Chart Tissot Superpole Race

Lap 1

1	11	N.Bulega	1'38.086
2	22	A.Lowes	0.283
3	60	M.van der Mark	0.578
4	97	X.Vierge	0.805
5	31	G.Gerloff	1.024
6	55	A.Locatelli	1.282
7	45	S.Redding	1.526
8	9	D.Petrucci	1.688
9	47	A.Bassani	1.995
10	7	I.Lecuona	2.942
11	87	R.Gardner	3.318
12	95	T.Mackenzie	3.576
13	29	A.Iannone	4.347
14	21	M.Rinaldi	4.416
15	52	A.Delbianco	4.580
16	5	P.Oetli	4.825
17	53	T.Rabat	5.130
18	14	S.Lowes	5.932
19	75	I.Lopes	6.137
20	28	B.Ray	6.244

6	9	D.Petrucci	2.248
7	45	S.Redding	2.414
8	31	G.Gerloff	2.924
9	7	I.Lecuona	3.083
10	47	A.Bassani	3.446
11	87	R.Gardner	3.674
12	52	A.Delbianco	8.242
13	95	T.Mackenzie	8.479
14	29	A.Iannone	8.654
15	21	M.Rinaldi	8.889
16	5	P.Oetli	9.057
17	53	T.Rabat	9.726
18	28	B.Ray	10.650
19	14	S.Lowes	10.822
20	75	I.Lopes	12.856

14	5	P.Oetli	14.586
15	28	B.Ray	14.817
16	14	S.Lowes	16.248
17	95	T.Mackenzie	17.322
18	53	T.Rabat	18.252
19	75	I.Lopes	20.096

Lap 8

1	11	N.Bulega	13'00.287
2	22	A.Lowes	0.164
3	60	M.van der Mark	3.331
4	9	D.Petrucci	3.577
5	45	S.Redding	3.721
6	97	X.Vierge	3.938
7	7	I.Lecuona	4.127
8	31	G.Gerloff	4.280
9	87	R.Gardner	6.534
10	47	A.Bassani	7.566
11	21	M.Rinaldi	14.882
12	29	A.Iannone	15.361
13	52	A.Delbianco	15.572
14	5	P.Oetli	16.199
15	28	B.Ray	16.376
16	14	S.Lowes	17.327
17	53	T.Rabat	19.726
18	95	T.Mackenzie	20.221
19	75	I.Lopes	22.613

Lap 2

1	11	N.Bulega	3'16.229
2	22	A.Lowes	0.277
3	60	M.van der Mark	0.570
4	97	X.Vierge	0.816
5	31	G.Gerloff	0.998
6	55	A.Locatelli	1.172
7	9	D.Petrucci	1.458
8	45	S.Redding	1.712
9	47	A.Bassani	2.176
10	7	I.Lecuona	2.643
11	87	R.Gardner	3.146
12	95	T.Mackenzie	4.573
13	21	M.Rinaldi	5.619
14	52	A.Delbianco	5.869
15	29	A.Iannone	6.181
16	5	P.Oetli	6.365
17	53	T.Rabat	6.690
18	14	S.Lowes	7.315
19	28	B.Ray	7.539
20	75	I.Lopes	8.463

Lap 5

1	11	N.Bulega	8'08.140
2	22	A.Lowes	0.355
3	60	M.van der Mark	1.693
4	97	X.Vierge	2.025
5	9	D.Petrucci	2.824
6	45	S.Redding	2.963
7	7	I.Lecuona	3.529
8	31	G.Gerloff	3.914
9	47	A.Bassani	4.438
10	87	R.Gardner	4.626
11	29	A.Iannone	10.348
12	52	A.Delbianco	10.564
13	21	M.Rinaldi	10.768
14	5	P.Oetli	11.190
15	95	T.Mackenzie	11.872
16	53	T.Rabat	12.122
17	28	B.Ray	12.296
18	14	S.Lowes	12.692
19	75	I.Lopes	15.205
20	55	A.Locatelli	42.634

Lap 9

1	11	N.Bulega	14'37.817
2	22	A.Lowes	0.382
3	9	D.Petrucci	3.499
4	45	S.Redding	3.815
5	97	X.Vierge	4.728
6	31	G.Gerloff	5.096
7	60	M.van der Mark	5.534
8	7	I.Lecuona	5.723
9	87	R.Gardner	7.121
10	47	A.Bassani	8.606
11	29	A.Iannone	16.214
12	21	M.Rinaldi	16.454
13	52	A.Delbianco	16.772
14	5	P.Oetli	17.238
15	28	B.Ray	17.443
16	14	S.Lowes	18.253
17	95	T.Mackenzie	22.494
18	53	T.Rabat	22.834
19	75	I.Lopes	24.795

Lap 3

1	11	N.Bulega	4'54.103
2	22	A.Lowes	0.167
3	60	M.van der Mark	0.476
4	97	X.Vierge	0.759
5	55	A.Locatelli	1.241
6	31	G.Gerloff	1.365
7	9	D.Petrucci	1.624
8	45	S.Redding	1.839
9	47	A.Bassani	2.044
10	7	I.Lecuona	2.192
11	87	R.Gardner	2.834
12	95	T.Mackenzie	5.807
13	52	A.Delbianco	5.939
14	29	A.Iannone	6.579
15	21	M.Rinaldi	7.271
16	5	P.Oetli	7.551
17	53	T.Rabat	7.874
18	14	S.Lowes	8.221
19	28	B.Ray	8.472
20	75	I.Lopes	10.328

Lap 6

1	11	N.Bulega	9'45.337
2	22	A.Lowes	0.245
3	60	M.van der Mark	2.030
4	97	X.Vierge	2.596
5	9	D.Petrucci	2.787
6	45	S.Redding	3.114
7	7	I.Lecuona	3.714
8	31	G.Gerloff	4.251
9	87	R.Gardner	5.370
10	47	A.Bassani	5.850
11	52	A.Delbianco	11.984
12	21	M.Rinaldi	12.709
13	29	A.Iannone	13.165
14	5	P.Oetli	13.337
15	28	B.Ray	13.942
16	95	T.Mackenzie	14.788
17	14	S.Lowes	14.951
18	53	T.Rabat	17.138
19	75	I.Lopes	17.368

Lap 10

1	11	N.Bulega	16'15.040
2	22	A.Lowes	0.115
3	9	D.Petrucci	3.677
4	45	S.Redding	3.903
5	97	X.Vierge	5.710
6	31	G.Gerloff	5.854
7	7	I.Lecuona	6.613
8	60	M.van der Mark	7.788
9	87	R.Gardner	8.397
10	47	A.Bassani	10.270
11	29	A.Iannone	17.510
12	21	M.Rinaldi	18.040
13	52	A.Delbianco	18.907
14	5	P.Oetli	19.130
15	28	B.Ray	19.288
16	14	S.Lowes	20.436
17	53	T.Rabat	25.603
18	95	T.Mackenzie	25.910
19	75	I.Lopes	27.319

Lap 4

1	11	N.Bulega	6'31.122
2	22	A.Lowes	0.500
3	60	M.van der Mark	0.987
4	97	X.Vierge	1.242
5	55	A.Locatelli	1.943

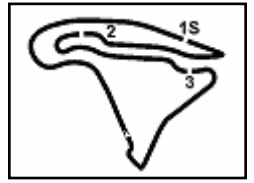
Lap 7

1	11	N.Bulega	11'22.915
2	22	A.Lowes	0.222
3	60	M.van der Mark	2.291
4	45	S.Redding	2.957
5	9	D.Petrucci	3.245
6	97	X.Vierge	3.541
7	7	I.Lecuona	3.655
8	31	G.Gerloff	3.930
9	87	R.Gardner	5.545
10	47	A.Bassani	6.570
11	52	A.Delbianco	13.370
12	21	M.Rinaldi	13.536
13	29	A.Iannone	14.022

08/09/2024

These data/results cannot be reproduced, stored and/or transmitted in whole or in part by any manner of electronic, mechanical, photocopying, recording, broadcasting or otherwise now known or herein after developed without the previous express consent by the copyright owner, except for reproduction in daily press and regular printed publications on sale to the public within 60 days of the event related to those data/results and always provided that copyright symbol appears together as follows below.

© DORNA WSBK ORGANIZATION Srl 2024



Race Pace Comparison

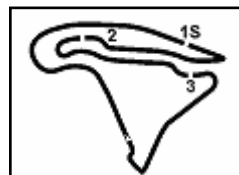
	11 Bul	22 ALo	9 Pet	45 Red	97 Vie	31 Ger	7 Lec	60 vdM	87 Gar	47 Bas	29 Ian	21 Rin	52 Del	5 Oet
1	1'38.086	1'38.369	1'39.774	1'39.612	1'38.891	1'39.110	1'41.028	1'38.664	1'41.404	1'40.081	1'42.433	1'42.502	1'42.666	1'42.911
2	1'38.143	1'38.137	1'37.913	1'38.329	1'38.154	1'38.117	1'37.844	1'38.135	1'37.971	1'38.324	1'39.977	1'39.346	1'39.432	1'39.683
3	1'37.874	1'37.764	1'38.040	1'38.001	1'37.817	1'38.241	1'37.423	1'37.780	1'37.562	1'37.742	1'38.272	1'39.526	1'37.944	1'39.060
4	1'37.019	1'37.352	1'37.643	1'37.594	1'37.502	1'38.578	1'37.910	1'37.530	1'37.859	1'38.421	1'39.094	1'38.637	1'39.322	1'38.525
5	1'37.018	1'36.873	1'37.594	1'37.567	1'37.801	1'38.008	1'37.464	1'37.724	1'37.970	1'38.010	1'38.712	1'38.897	1'39.340	1'39.151
6	1'37.197	1'37.087	1'37.160	1'37.348	1'37.768	1'37.534	1'37.382	1'37.534	1'37.941	1'38.609	1'40.014	1'39.138	1'38.617	1'39.344
7	1'37.578	1'37.555	1'38.036	1'37.421	1'38.523	1'37.257	1'37.519	1'37.839	1'37.753	1'38.298	1'38.435	1'38.405	1'38.964	1'38.827
8	1'37.372	1'37.314	1'37.704	1'38.136	1'37.769	1'37.722	1'37.844	1'38.412	1'38.361	1'38.368	1'38.711	1'38.718	1'39.574	1'38.985
9	1'37.530	1'37.748	1'37.452	1'37.624	1'38.320	1'38.346	1'39.126	1'39.733	1'38.117	1'38.570	1'38.383	1'39.102	1'38.730	1'38.569
10	1'37.223	1'36.956	1'37.401	1'37.311	1'38.205	1'37.981	1'38.113	1'39.477	1'38.499	1'38.887	1'38.519	1'38.809	1'39.358	1'39.115

	28 Ray	14 SLo	53 Rab	95 Mac	75 Lop	55 Loc
1	1'44.330	1'44.018	1'43.216	1'41.662	1'44.223	1'39.368
2	1'39.438	1'39.526	1'39.703	1'39.140	1'40.469	1'38.033
3	1'38.807	1'38.780	1'39.058	1'39.108	1'39.739	1'37.943
4	1'39.197	1'39.620	1'38.871	1'39.691	1'39.547	1'37.721
5	1'38.664	1'38.888	1'39.414	1'40.411	1'39.367	2'17.709
6	1'38.843	1'39.456	1'42.213	1'40.113	1'39.360	
7	1'38.453	1'38.875	1'38.692	1'40.112	1'40.306	
8	1'38.931	1'38.451	1'38.846	1'40.271	1'39.889	
9	1'38.597	1'38.456	1'40.638	1'39.803	1'39.712	
10	1'39.068	1'39.406	1'39.992	1'40.639	1'39.747	

08/09/2024

These data/results cannot be reproduced, stored and/or transmitted in whole or in part by any manner of electronic, mechanical, photocopying, recording, broadcasting or otherwise now known or herein after developed without the previous express consent by the copyright owner, except for reproduction in daily press and regular printed publications on sale to the public within 60 days of the event related to those data/results and always provided that copyright symbol appears together as follows below.

© DORNA WSBK ORGANIZATION Srl 2024



Magny-Cours 4.411 m

1 / 3

Motul French Round, 6-8 September 2024
Chronological Analysis Tissot Superpole Race

Start at 11:00'16.381

1° 11 N. BULEGA [1'37.018]							
Lap	Seg1	Seg2	Seg3	Seg4	Lap Time	km/h	Local Time
1		21.636	22.419	25.120	1'38.086	276,2	11:01'54.467
2	29.152	21.449	22.447	25.095	1'38.143	284,2	11:03'32.610
3	29.004	21.566	22.291	25.013	1'37.874	290,3	11:05'10.484
4	29.013	21.274	22.073	24.659	1'37.019	289,5	11:06'47.503
5	28.888	21.351	22.073	24.706	1'37.018	291,1	11:08'24.521
6	28.917	21.349	22.046	24.885	1'37.197	291,1	11:10'01.718
7	29.065	21.438	22.150	24.925	1'37.578	290,3	11:11'39.296
8	28.950	21.535	22.036	24.851	1'37.372	293,5	11:13'16.668
9	28.991	21.418	22.181	24.940	1'37.530	291,9	11:14'54.198
10	28.993	21.283	21.998	24.949	1'37.223	291,9	11:16'31.421
Race Time 16'15.040							

9	29.099	21.677	22.443	25.101	1'38.320	271,4	11:14'58.926
10	29.173	21.403	22.386	25.243	1'38.205	289,5	11:16'37.131
Race Time 16'20.750							

2° 22 A. LOWES [1'36.873]							
Lap	Seg1	Seg2	Seg3	Seg4	Lap Time	km/h	Local Time
1		21.870	22.432	25.209	1'38.369	278,4	11:01'54.750
2	28.980	21.699	22.379	25.079	1'38.137	268,0	11:03'32.887
3	29.038	21.612	22.173	24.941	1'37.764	276,2	11:05'10.651
4	29.008	21.575	21.990	24.779	1'37.352	266,7	11:06'48.003
5	28.904	21.357	21.918	24.694	1'36.873	281,3	11:08'24.876
6	28.887	21.327	22.084	24.789	1'37.087	283,5	11:10'01.963
7	29.084	21.608	21.972	24.891	1'37.555	274,1	11:11'39.518
8	28.789	21.565	22.133	24.827	1'37.314	285,7	11:13'16.832
9	28.893	21.504	22.097	25.254	1'37.748	280,5	11:14'54.580
10	28.902	21.372	21.919	24.763	1'36.956	276,9	11:16'31.536
Race Time 16'15.155							

6° 31 G. GERLOFF [1'37.257]								
Lap	Seg1	Seg2	Seg3	Seg4	Lap Time	km/h	Local Time	
1			22.077	22.274	25.723	1'39.110	257,1	11:01'55.491
2	28.862	21.818	22.015	25.422	1'38.117	255,9	11:03'33.608	
3	28.760	21.863	21.918	25.700	1'38.241	262,8	11:05'11.849	
4	28.936	22.351	22.112	25.179	1'38.578	277,6	11:06'50.427	
5	29.263	21.571	22.119	25.055	1'38.008	288,0	11:08'28.435	
6	28.834	21.415	22.098	25.187	1'37.534	277,6	11:10'05.969	
7	28.860	21.427	21.845	25.125	1'37.257	276,2	11:11'43.226	
8	28.840	21.461	22.184	25.237	1'37.722	274,8	11:13'20.948	
9	28.994	21.847	22.386	25.119	1'38.346	270,7	11:14'59.294	
10	29.311	21.367	22.005	25.298	1'37.981	282,0	11:16'37.275	
Race Time 16'20.894								

3° 9 D. PETRUCCI [1'37.160]							
Lap	Seg1	Seg2	Seg3	Seg4	Lap Time	km/h	Local Time
1		22.076	22.242	25.486	1'39.774	264,7	11:01'56.155
2	29.089	21.591	22.077	25.156	1'37.913	281,3	11:03'34.068
3	28.872	21.724	21.946	25.498	1'38.040	270,7	11:05'12.108
4	28.851	21.900	21.954	24.938	1'37.643	279,8	11:06'49.751
5	28.796	21.833	22.031	24.934	1'37.594	287,2	11:08'27.345
6	28.724	21.366	21.920	25.150	1'37.160	282,0	11:10'04.505
7	28.925	21.605	22.138	25.368	1'38.036	286,5	11:11'42.541
8	28.748	21.525	22.049	25.382	1'37.704	287,2	11:13'20.245
9	29.113	21.414	21.955	24.970	1'37.452	288,8	11:14'57.697
10	28.951	21.392	22.081	24.977	1'37.401	290,3	11:16'35.098
Race Time 16'18.717							

7° 7 I. LECUONA [1'37.382]								
Lap	Seg1	Seg2	Seg3	Seg4	Lap Time	km/h	Local Time	
1			22.778	22.290	25.121	1'41.028	255,9	11:01'57.409
2	29.226	21.375	22.181	25.062	1'37.844	279,1	11:03'35.253	
3	29.007	21.457	22.098	24.861	1'37.423	281,3	11:05'12.676	
4	28.987	21.711	22.226	24.986	1'37.910	274,8	11:06'50.586	
5	29.174	21.418	22.128	24.744	1'37.464	285,7	11:08'28.050	
6	28.922	21.371	22.250	24.839	1'37.382	285,0	11:10'05.432	
7	28.961	21.360	22.184	25.014	1'37.519	290,3	11:11'42.951	
8	29.026	21.415	22.270	25.133	1'37.844	285,0	11:13'20.795	
9	29.083	21.609	23.105	25.329	1'39.126	274,1	11:14'59.921	
10	29.236	21.375	22.330	25.172	1'38.113	294,3	11:16'38.034	
Race Time 16'21.653								

4° 45 S. REDDING [1'37.311]							
Lap	Seg1	Seg2	Seg3	Seg4	Lap Time	km/h	Local Time
1		21.992	22.253	25.906	1'39.612	261,5	11:01'55.993
2	29.229	21.804	22.223	25.073	1'38.329	271,4	11:03'34.322
3	28.990	21.621	21.975	25.415	1'38.001	276,2	11:05'12.323
4	28.953	21.738	21.995	24.908	1'37.594	275,5	11:06'49.917
5	28.900	21.633	22.075	24.959	1'37.567	274,1	11:08'27.484
6	28.964	21.233	22.036	25.115	1'37.348	283,5	11:10'04.832
7	28.963	21.449	22.030	24.979	1'37.421	282,0	11:11'42.253
8	29.000	21.722	22.101	25.313	1'38.136	285,0	11:13'20.389
9	29.111	21.692	21.949	24.872	1'37.624	276,2	11:14'58.013
10	28.994	21.374	21.983	24.960	1'37.311	283,5	11:16'35.324
Race Time 16'18.943							

8° 60 M. VAN DER MARK [1'37.530]								
Lap	Seg1	Seg2	Seg3	Seg4	Lap Time	km/h	Local Time	
1			21.973	22.319	25.354	1'38.664	270,7	11:01'55.045
2	28.964	21.601	22.031	25.539	1'38.135	270,7	11:03'33.180	
3	28.850	21.674	22.194	25.062	1'37.780	282,7	11:05'10.960	
4	28.950	21.617	21.994	24.969	1'37.530	279,8	11:06'48.490	
5	28.926	21.546	22.055	25.197	1'37.724	285,7	11:08'26.214	
6	29.014	21.460	22.119	24.941	1'37.534	293,5	11:10'03.748	
7	29.211	21.477	22.166	24.985	1'37.839	291,1	11:11'41.587	
8	29.310	21.491	22.342	25.269	1'38.412	295,9	11:13'19.999	
9	29.414	21.654	23.360	25.305	1'39.733	284,2	11:14'59.732	
10	29.471	22.046	22.556	25.404	1'39.477	290,3	11:16'39.209	
Race Time 16'22.828								

5° 97 X. VIERGE [1'37.502]							
Lap	Seg1	Seg2	Seg3	Seg4	Lap Time	km/h	Local Time
1		22.051	22.259	25.328	1'38.891	266,0	11:01'55.272
2	28.932	21.706	22.035	25.481	1'38.154	274,1	11:03'33.426
3	28.871	21.636	22.149	25.161	1'37.817	275,5	11:05'11.243
4	28.962	21.571	21.997	24.972	1'37.502	276,9	11:06'48.745
5	28.943	21.519	22.146	25.193	1'37.801	276,2	11:08'26.546
6	29.040	21.436	22.265	25.027	1'37.768	281,3	11:10'04.314
7	29.087	21.481	22.388	25.567	1'38.523C	280,5	11:11'42.837
8	28.991	21.440	22.178	25.160	1'37.769	288,8	11:13'20.606

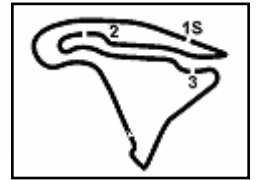
9° 87 R. GARDNER [1'37.562]							
Lap	Seg1	Seg2	Seg3	Seg4	Lap Time	km/h	Local Time
1		22.478	22.686	25.716	1'41.404	248,8	11:01'57.785
2	29.282	21.573	22.126	24.990	1'37.971	266,0	11:03'35.756
3	29.084	21.463	21.978	25.037	1'37.562	275,5	11:05'13.318
4	29.073	21.545	22.033	25.208	1'37.859	271,4	11:06'51.177
5	28.974	21.695	22.149	25.152	1'37.970	266,7	11:08'29.147
6	29.062	21.463	22.233	25.183	1'37.941	272,0	11:10'07.088
7	29.129	21.353	22.192	25.079	1'37.753	277,6	11:11'44.841
8	29.143	21.939	22.192	25.087	1'38.361	291,1	11:13'23.202
9	29.255	21.489	22.307	25.066	1'38.117	277,6	11:15'01.319
10	29.361	21.526	22.348	25.264	1'38.499	272,7	11:16'39.818
Race Time 16'23.437							

08/09/2024 P = Pits In/Out - C = Lap Time Cancelled

10° 47 A. BASSANI [1'37.742]								
Lap	Seg1	Seg2	Seg3	Seg4	Lap Time	km/h	Local Time	
1			22.393	22.547	25.618	1'40.081	265,4	11:01'56.462
2	29.080	21.806	22.211	25.227	1'38.324	261,5	11:03'34.786	
3	28.969	21.587	21.973	25.213	1'37.742	276,2	11:05'12.528	
4	29.029	21.979	22.317	25.096	1'38.421	266,0	11:06'50.949	
5	29.057	21.561	22.321	25.071	1'38.010	272,0	11:08'28.959	

These data/results cannot be reproduced, stored and/or transmitted in whole or in part by any manner of electronic, mechanical, photocopying, recording, broadcasting or otherwise now known or herein after developed without the previous express consent by the copyright owner, except for reproduction in daily press and regular printed publications on sale to the public within 60 days of the event related to those data/results and always provided that copyright symbol appears together as follows below.

© DORNA WSBK ORGANIZATION Srl 2024



Magny-Cours 4.411 m

Motul French Round, 6-8 September 2024 Chronological Analysis Tissot Superpole Race

Start at 11:00'16.381

2 / 3

Table with 8 columns: Lap, Seg1, Seg2, Seg3, Seg4, Lap Time, km/h, Local Time. Rows 6-10.

Table with 8 columns: Lap, Seg1, Seg2, Seg3, Seg4, Lap Time, km/h, Local Time. Rows 3-10.

11° 29 A. IANNONE (1'38.272)

Table with 8 columns: Lap, Seg1, Seg2, Seg3, Seg4, Lap Time, km/h, Local Time. Rows 1-10.

16° 14 S. LOWES (1'38.451)

Table with 8 columns: Lap, Seg1, Seg2, Seg3, Seg4, Lap Time, km/h, Local Time. Rows 1-10.

12° 21 M. RINALDI (1'38.405)

Table with 8 columns: Lap, Seg1, Seg2, Seg3, Seg4, Lap Time, km/h, Local Time. Rows 1-10.

17° 53 T. RABAT (1'38.692)

Table with 8 columns: Lap, Seg1, Seg2, Seg3, Seg4, Lap Time, km/h, Local Time. Rows 1-10.

13° 52 A. DELBIANCO (1'37.944)

Table with 8 columns: Lap, Seg1, Seg2, Seg3, Seg4, Lap Time, km/h, Local Time. Rows 1-10.

18° 95 T. MACKENZIE (1'39.108)

Table with 8 columns: Lap, Seg1, Seg2, Seg3, Seg4, Lap Time, km/h, Local Time. Rows 1-10.

14° 5 P. OETTL (1'38.525)

Table with 8 columns: Lap, Seg1, Seg2, Seg3, Seg4, Lap Time, km/h, Local Time. Rows 1-10.

19° 75 I. LOPES (1'39.360)

Table with 8 columns: Lap, Seg1, Seg2, Seg3, Seg4, Lap Time, km/h, Local Time. Rows 1-10.

15° 28 B. RAY (1'38.453)

Table with 8 columns: Lap, Seg1, Seg2, Seg3, Seg4, Lap Time, km/h, Local Time. Rows 1-2.

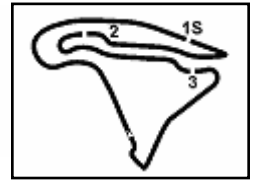
08/09/2024

P = Pits In/Out - C = Lap Time Cancelled

These data/results cannot be reproduced, stored and/or transmitted in whole or in part by any manner of electronic, mechanical, photocopying, recording, broadcasting or otherwise now known or herein after developed without the previous express consent by the copyright owner, except for reproduction in daily press and regular printed publications on sale to the public within 60 days of the event related to those data/results and always provided that copyright symbol appears together as follows below.

© DORNA WSBK ORGANIZATION Srl 2024





Motul French Round, 6-8 September 2024
Chronological Analysis Tissot Superpole Race

Start at 11:00'16.381

RET								55 A. LOCATELLI [1'37.721]							
Lap	Seg.1	Seg.2	Seg.3	Seg.4	Lap Time	km/h	Local Time	Lap	Seg.1	Seg.2	Seg.3	Seg.4	Lap Time	km/h	Local Time
1		21.805	22.265	25.533	1'39.368	274,1	11:01'55.749								
2	28.951	21.710	21.971	25.401	1'38.033	276,9	11:03'33.782								
3	28.938	21.677	21.950	25.378	1'37.943	272,0	11:05'11.725								
4	29.221	21.745	21.999	24.756	1'37.721	274,8	11:06'49.446								
5	29.067	48.812	28.843	30.987	2'17.709CP	287,2	11:09'07.155								
Race Time 8'50.774															

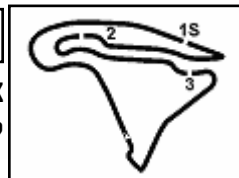
RET								1 A. BAUTISTA							
Lap	Seg.1	Seg.2	Seg.3	Seg.4	Lap Time	km/h	Local Time	Lap	Seg.1	Seg.2	Seg.3	Seg.4	Lap Time	km/h	Local Time
1						263,4									
Race Time 9:93'6.9															

08/09/2024

P = Pits In/Out - C = Lap Time Cancelled

These data/results cannot be reproduced, stored and/or transmitted in whole or in part by any manner of electronic, mechanical, photocopying, recording, broadcasting or otherwise now known or herein after developed without the previous express consent by the copyright owner, except for reproduction in daily press and regular printed publications on sale to the public within 60 days of the event related to those data/results and always provided that copyright symbol appears together as follows below.

© DORNA WSBK ORGANIZATION Srl 2024



Magny-Cours 4.411 m

Motul French Round, 6-8 September 2024

Best Laps & Speeds

No.	Rider	Nat	Best Lap		FP1		FP2		FP3		SP		RC1		WUP		SPRC	
			LL	SPD	LL	SPD	LL	SPD	LL	SPD	LL	SPD	LL	SPD	LL	SPD	LL	SPD
1	60 M. VAN DER MARK BMW M 1000 RR	NED	1'36.010 79 296,7		1'37.016 19 296,7		1'36.010 22 296,7			212,6	7 246,0	21 270,7		212,6	10 295,9			
2	11 N. BULEGA Ducati Panigale V4R	ITA	1'36.159 58 297,5		1'37.036 20 297,5		1'36.159 20 294,3		1'51.711 2 268,0	1'52.718			2'00.408 1 232,8	252,3	10 293,5			
3	54 T. RAZGATLIOGLU BMW M 1000 RR	TUR	1'36.347 19 299,2		1'36.347 18 297,5		1 299,2											
4	31 G. GERLOFF BMW M 1000 RR	USA	1'36.390 80 297,5		1'36.700 20 297,5		1'36.390 21 296,7		2'09.784 1 217,7	1'53.027	7 262,8	21 259,0			10 288,0			
5	22 A. LOWES Kawasaki ZX-10RR	GBR	1'36.592 70 294,3		1'37.285 17 294,3		1'36.592 21 292,7		1 248,3	1'51.946	6 260,9	14 267,3	1 260,2		10 285,7			
6	9 D. PETRUCCI Ducati Panigale V4R	ITA	1'36.609 84 296,7		1'37.519 20 293,5		1'36.609 21 296,7		1'48.112 3 279,8	1'54.811	4 274,8	21 265,4	1'53.183 5 261,5		10 290,3			
7	1 A. BAUTISTA Ducati Panigale V4R	ESP	1'36.768 72 300,0		1'37.115 22 300,0		1'36.768 18 297,5		250,0	1'56.630	6 231,3	21 266,7	1'52.742 5 251,2			263,4		
8	65 J. REA Yamaha YZF R1	GBR	1'36.778 42 288,8		1'37.424 13 288,8		1'36.778 22 288,8			1'54.176				234,3				
9	47 A. BASSANI Kawasaki ZX-10RR	ITA	1'36.870 73 291,9		1'38.450 18 290,3		1'36.870 17 291,9		237,4	1'53.889	7 244,9	21 256,5			10 284,2			
10	55 A. LOCATELLI Yamaha YZF R1	ITA	1'36.888 67 292,7		1'37.977 15 289,5		1'36.888 19 292,7		217,7	1'54.478	7 244,9	21 263,4	230,8		5 287,2			
11	45 S. REDDING BMW M 1000 RR	GBR	1'36.984 75 294,3		1'37.539 17 293,5		1'36.984 20 294,3			1'52.799	7 229,3	21 259,6			10 285,0			
12	87 R. GARDNER Yamaha YZF R1	AUS	1'36.994 79 291,9		1'38.258 17 291,1		1'36.994 22 291,9		1'51.677 3 252,3	1'55.993	7 242,7	16 255,9	1'55.341 4 250,0		10 291,1			
13	21 M. RINALDI Ducati Panigale V4R	ITA	1'37.011 71 291,1		1'37.631 19 291,1		1'37.011 11 287,2		1'47.985 3 255,9	1'56.144	3 252,3	21 240,0	1'54.491 4 244,3		10 285,0			
14	14 S. LOWES Ducati Panigale V4R	GBR	1'37.066 73 290,3		1'38.527 18 290,3		1'37.066 21 289,5		200,7	2'01.867	3 259,6	17 260,2	1'54.705 4 250,0		10 286,5			
15	7 I. LECUONA Honda CBR1000 RR-R	ESP	1'37.104 80 294,3		1'37.801 19 294,3		1'37.104 24 294,3			1'58.699	6 224,1	21 254,7			10 294,3			
16	97 X. VIERGE Honda CBR1000 RR-R	ESP	1'37.308 74 298,3		1'37.905 17 295,9		1'37.308 19 298,3			1'53.834	7 262,8	21 270,7	209,7		10 289,5			
17	29 A. IANNONE Ducati Panigale V4R	ITA	1'37.386 75 294,3		1'38.436 20 291,9		1'37.386 18 294,3		187,8	1'56.101	6 235,8	21 252,3			10 289,5			
18	5 P. OETTL Yamaha YZF R1	GER	1'37.459 75 291,9		1'38.143 19 291,9		1'37.459 25 291,1		2 225,0	1'56.583	7 248,3	9 237,9	1'57.101 3 233,8		10 285,0			
19	28 B. RAY Yamaha YZF R1	GBR	1'37.657 64 288,8		1'38.460 15 288,8		1'37.657 19 288,8		185,6	1'54.968	7 242,2	12 250,6	1'45.587 1 220,9		10 281,3			
20	53 T. RABAT Kawasaki ZX-10RR	ESP	1'37.720 58 292,7		1'39.284 19 289,5		1'37.720 20 292,7		2 233,8	2'02.211	2 247,7	3 255,9	2 232,8		10 287,2			
21	52 A. DELBIANCO Yamaha YZF R1	ITA	1'37.944 87 294,3		1'40.067 20 291,1		1'37.944 22 294,3		2 258,4	1'57.477	7 250,0	21 260,2	1'55.025 5 267,3		10 292,7			
22	95 T. MACKENZIE Honda CBR1000 RR-R	GBR	1'38.695 66 291,1		1'39.609 16 289,5		1'38.695 18 291,1		208,1	1'54.887	7 245,5	10 234,8	1'54.390 5 249,4		10 291,1			
23	75 I. LOPES Honda CBR1000 RR-R	POR	1'39.326 60 291,9		1'40.282 14 291,9		1'39.326 22 291,9		2'01.709 3 224,5	2'02.236	7 209,3	1 215,6	1'59.888 3 240,5		10 291,9			

08/09/2024

These data/results cannot be reproduced, stored and/or transmitted in whole or in part by any manner of electronic, mechanical, photocopying, recording, broadcasting or otherwise now known or herein after developed without the previous express consent by the copyright owner, except for reproduction in daily press and regular printed publications on sale to the public within 60 days of the event related to those data/results and always provided that copyright symbol appears together as follows below.

© DORNA WSBK ORGANIZATION Srl 2024

FICR PERUGIA TIMING



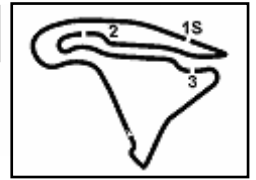
Motul French Round, 6-8 September 2024
Fastest Laps Tissot Superpole Race

No.	Rider	Nat	Team	Bike	Class	Lap	Time	Gap
1	22 A. LOWES	GBR	Kawasaki Racing Team WorldSBK	Kawasaki ZX-10RR		5	1'36.873	
2	11 N. BULEGA	ITA	Aruba.it Racing - Ducati	Ducati Panigale V4R		5	1'37.018	0.145
3	9 D. PETRUCCI	ITA	Barni Spark Racing Team	Ducati Panigale V4R	IND	6	1'37.160	0.287
4	31 G. GERLOFF	USA	Bonovo Action BMW	BMW M 1000 RR		7	1'37.257	0.384
5	45 S. REDDING	GBR	Bonovo Action BMW	BMW M 1000 RR		10	1'37.311	0.438
6	7 I. LECUONA	ESP	Team HRC	Honda CBR1000 RR-R		6	1'37.382	0.509
7	97 X. VIERGE	ESP	Team HRC	Honda CBR1000 RR-R		4	1'37.502	0.629
8	60 M. VAN DER MARK	NED	ROKIT BMW Motorrad WorldSBK Team	BMW M 1000 RR		4	1'37.530	0.657
9	87 R. GARDNER	AUS	GYTR GRT Yamaha WorldSBK Team	Yamaha YZF R1		3	1'37.562	0.689
10	55 A. LOCATELLI	ITA	Pata Prometeon Yamaha	Yamaha YZF R1		4	1'37.721	0.848
11	47 A. BASSANI	ITA	Kawasaki Racing Team WorldSBK	Kawasaki ZX-10RR		3	1'37.742	0.869
12	52 A. DELBIANCO	ITA	GYTR GRT Yamaha WorldSBK Team	Yamaha YZF R1		3	1'37.944	1.071
13	29 A. IANNONE	ITA	Team GoEleven	Ducati Panigale V4R	IND	3	1'38.272	1.399
14	21 M. RINALDI	ITA	Team Motocorsa Racing	Ducati Panigale V4R	IND	7	1'38.405	1.532
15	14 S. LOWES	GBR	ELF Marc VDS Racing Team	Ducati Panigale V4R	IND	8	1'38.451	1.578
16	28 B. RAY	GBR	Yamaha Motoxracing WorldSBK Team	Yamaha YZF R1	IND	7	1'38.453	1.580
17	5 P. OETTL	GER	GMT94 Yamaha	Yamaha YZF R1	IND	4	1'38.525	1.652
18	53 T. RABAT	ESP	Kawasaki Puccetti Racing	Kawasaki ZX-10RR	IND	7	1'38.692	1.819
19	95 T. MACKENZIE	GBR	PETRONAS MIE Racing Honda	Honda CBR1000 RR-R	IND	3	1'39.108	2.235
20	75 I. LOPES	POR	PETRONAS MIE Racing Honda	Honda CBR1000 RR-R	IND	6	1'39.360	2.487

08/09/2024

These data/results cannot be reproduced, stored and/or transmitted in whole or in part by any manner of electronic, mechanical, photocopying, recording, broadcasting or otherwise now known or herein after developed without the previous express consent by the copyright owner, except for reproduction in daily press and regular printed publications on sale to the public within 60 days of the event related to those data/results and always provided that copyright symbol appears together as follows below.

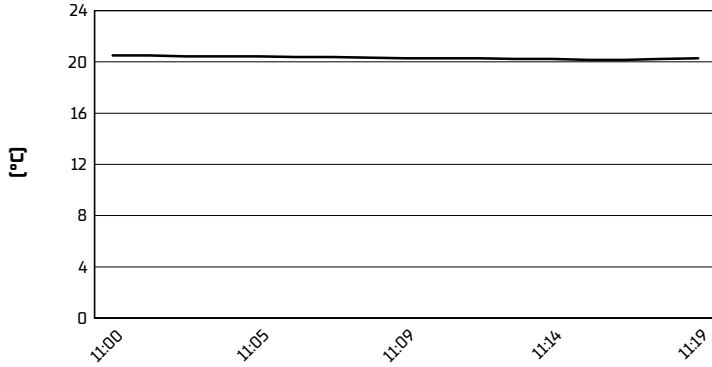
© DORNA WSBK ORGANIZATION Srl 2024



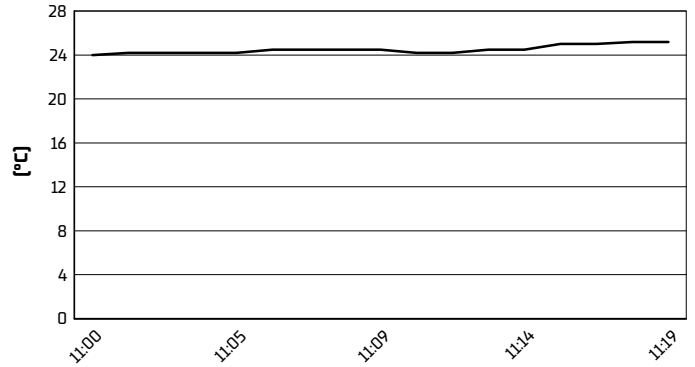
Magny-Cours 4.411 m

Motul French Round, 6-8 September 2024
Weather Report Tissot Superpole Race
Session started 11:00 - Session ended 11:20

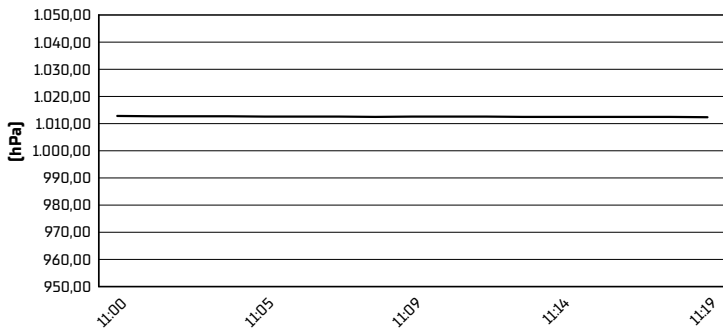
Air Temperature



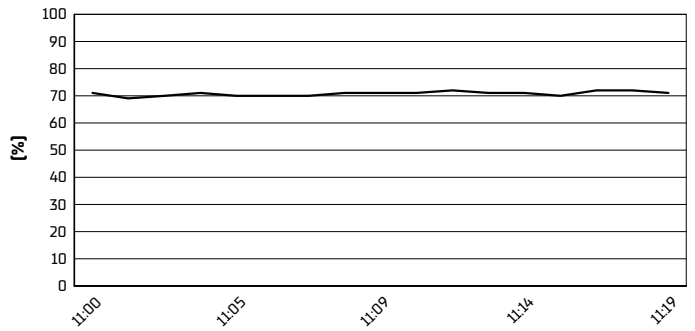
Track Temperature



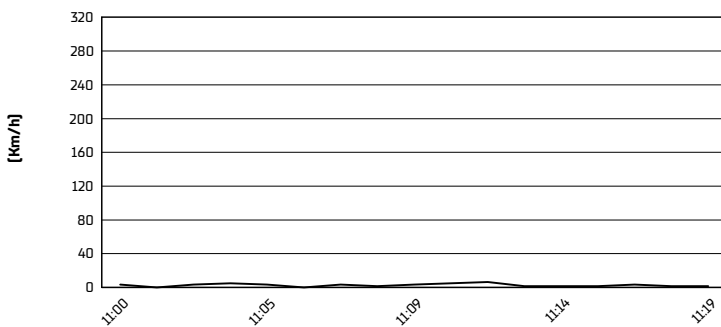
Air Pressure



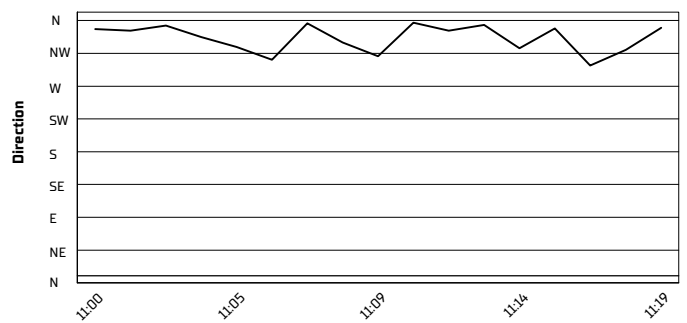
Humidity



Wind Speed



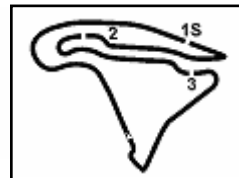
Wind Direction



08/09/2024

These data/results cannot be reproduced, stored and/or transmitted in whole or in part by any manner of electronic, mechanical, photocopying, recording, broadcasting or otherwise now known or herein after developed without the previous express consent by the copyright owner, except for reproduction in daily press and regular printed publications on sale to the public within 60 days of the event related to those data/results and always provided that copyright symbol appears together as follows below.

© DORNA WSBK ORGANIZATION Srl 2024



Magny-Cours 4.411 m

Motul French Round, 6-8 September 2024

Starting Grid - Race 2 [21 Laps x 4,411 km = 92,631 km]

3	9 PETRUCCI D. Ducati	2	22 LOWES A. Kawasaki	1	11 BULEGA N. Ducati	1
6	31 GERLOFF G. BMW	5	97 VIERGE X. Honda	4	45 REDDING S. BMW	2
9	87 GARDNER R. Yamaha	8	60 VAN DER MARK M. BMW	7	7 LECUONA I. Honda	3
12	95 MACKENZIE T. Honda	11	55 LOCATELLI A. Yamaha	10	47 BASSANI A. Kawasaki	4
15	21 RINALDI M. Ducati	14	29 IANNONE A. Ducati	13	28 RAY B. Yamaha	5
18	52 DELBIANCO A. Yamaha	17	1 BAUTISTA A. Ducati	16	5 OETTL P. Yamaha	6
21	75 LOPES I. Honda	20	52 DELBIANCO A. Yamaha	19	14 LOWES S. Ducati	7

08/09/2024 The Race Director

These data/results cannot be reproduced, stored and/or transmitted in whole or in part by any manner of electronic, mechanical, photocopying, recording, broadcasting or otherwise now known or herein after developed without the previous express consent by the copyright owner, except for reproduction in daily press and regular printed publications on sale to the public within 60 days of the event related to those data/results and always provided that copyright symbol appears together as follows below. © DORNA WSBK ORGANIZATION Srl 2024

FICR PERUGIA TIMING

