

## Motocard Aragon Round, 5-7 April 2019

### Results Race 1

Laps 18 = 91,386 Km - Time of Race 33'14.114 - Avg. 164,980 km/h

MotorLand Aragon 5.077 m

1 / 2

Pos	Grid	No. Rider	Nat	Team	Bike	Class	LL	Gap	Rel.	Fastest Lap	Speed	Qualifying	Speed
1	1	<b>19 A. BAUTISTA</b>	ESP	ARUBA.IT Racing - Ducati	Ducati Panigale V4 R		18			1'49.755	320,5	1'49.049	319,5
2	10	<b>1 J. REA</b>	GBR	Kawasaki Racing Team WorldSBK	Kawasaki ZX-10RR		18	<b>15.170</b>	15.170	1'50.321	318,6	1'50.013	310,3
3	8	<b>7 C. DAVIES</b>	GBR	ARUBA.IT Racing - Ducati	Ducati Panigale V4 R		18	<b>15.650</b>	0.480	1'50.771	323,4	1'49.970	318,6
4	4	<b>22 A. LOWES</b>	GBR	Pata Yamaha WorldSBK Team	Yamaha YZF R1		18	<b>18.204</b>	2.554	1'50.851	319,5	1'49.563	314,0
5	3	<b>66 T. SYKES</b>	GBR	BMW Motorrad WorldSBK Team	BMW S1000 RR		18	<b>20.165</b>	1.961	1'50.936	314,9	1'49.557	305,9
6	11	<b>60 M. VAN DER MARK</b>	NED	Pata Yamaha WorldSBK Team	Yamaha YZF R1		18	<b>22.419</b>	2.254	1'50.872	315,8	1'50.264	314,9
7	2	<b>11 S. CORTESE</b>	GER	GRT Yamaha WorldSBK	Yamaha YZF R1	IND	18	<b>23.333</b>	0.914	1'51.212	315,8	1'49.414	308,6
8	16	<b>54 T. RAZGATLIOGLU</b>	TUR	Turkish Puccetti Racing	Kawasaki ZX-10RR	IND	18	<b>27.929</b>	4.596	1'51.704	312,1	1'50.985	312,1
9	12	<b>91 L. HASLAM</b>	GBR	Kawasaki Racing Team WorldSBK	Kawasaki ZX-10RR		18	<b>28.243</b>	0.314	1'51.312	320,5	1'50.383	314,9
10	9	<b>81 J. TORRES</b>	ESP	Team Pedercini Racing	Kawasaki ZX-10RR	IND	18	<b>28.411</b>	0.168	1'51.170	311,2	1'49.984	307,7
11	14	<b>2 L. CAMIER</b>	GBR	Moriwaki Althea Honda Team	Honda CBR1000RR		18	<b>39.126</b>	10.715	1'52.242	314,9	1'50.812	307,7
12	13	<b>33 M. MELANDRI</b>	ITA	GRT Yamaha WorldSBK	Yamaha YZF R1	IND	18	<b>39.240</b>	0.114	1'51.776	318,6	1'50.560	309,5
13	5	<b>21 M. RINALDI</b>	ITA	BARNI Racing Team	Ducati Panigale V4 R	IND	18	<b>47.782</b>	8.542	1'52.142	319,5	1'49.689	315,8
14	17	<b>23 R. KIYONARI</b>	JPN	Moriwaki Althea Honda Team	Honda CBR1000RR		18	<b>59.879</b>	12.097	1'52.927	311,2	1'52.716	309,5
15	6	<b>50 E. LAVERTY</b>	IRL	Team Goeleven	Ducati Panigale V4 R	IND	18	<b>1'37.121</b>	37.242	1'50.485	321,4	1'49.722	312,1
-----Not Classified-----													
RET	18	<b>52 A. DELBIANCO</b>	ITA	Althea Mie Racing Team	Honda CBR1000RR	IND	0					1'52.769	295,9
RET	15	<b>36 L. MERCADO</b>	ARG	Orelac Racing VerdNatura	Kawasaki ZX-10RR	IND	0					1'50.822	305,9
RET	7	<b>28 M. REITERBERGER</b>	GER	BMW Motorrad WorldSBK Team	BMW S1000 RR		0					1'49.779	307,7

AIR	Humidity:	42%	Temp:	13°C
TRACK	Condition:	Dry	Temp:	21°C

Records	Pole (SP)	2019	A. Bautista	1'49.049	167,61 Km/h
	Race (RC1)	2016	C. Davies	1'50.421	165,52 Km/h
	All Times (SP)	2019	A. Bautista	1'49.049	167,61 Km/h
	Race Fastest Lap (New Record)	Lap 2	A. Bautista	1'49.755	166,53 Km/h

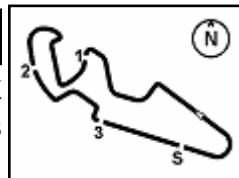
LAP LEADERS				
No. Rider	From	To	Laps	Total
19 A. BAUTISTA	1	18	18	18

TOTAL LEADER LAPS		
No. Rider	Laps	
19 A. BAUTISTA	94	
1 J. REA	8	

Start 06/04/2019 14:00 End 14:35 The results are provisional until the end of the time limit for protests and appeals and the completion of the technical checks.

These data/results cannot be reproduced, stored and/or transmitted in whole or in part by any manner of electronic, mechanical, photocopying, recording, broadcasting or otherwise now known or herein after developed without the previous express consent by the copyright owner, except for reproduction in daily press and regular printed publications on sale to the public within 60 days of the event related to those data/results and always provided that copyright symbol appears together as follows below.

© DORNA WSBK ORGANIZATION Srl 2019



## Motocard Aragon Round, 5-7 April 2019 Results Race 1

### Race Highlights

Time	No. Rider	Description
13.57.52		Warm-up Lap Start
14.00.42		Start
14.00.51	28 Reiterberger	Crashed - Start Line
14.01.22	28 Reiterberger	Out
14.02.15	36 Mercado	Crashed - Turn 12
14.02.23	52 Delbianco	Crashed - Turn 12
14.02.52	52 Delbianco	Out
14.03.46	36 Mercado	Out
14.04.20		New Lap Record
14.04.24		No Jump Start
14.06.56	36 Mercado	Medical Centre
14.06.56	52 Delbianco	Medical Centre
14.08.28	22 Lowes	On Asphalt - Re-Joined - Turn 16
14.33.45	50 Laverty	Crashed - Turn 14
14.34.38	50 Laverty	Re-joined
14.35.39		End Of Session

Start                      End                      The results are provisional until the end of the time limit for protests and appeals  
06/04/2019              14:00                      14:35                      and the completion of the technical checks.

These data/results cannot be reproduced, stored and/or transmitted in whole or in part by any manner of electronic, mechanical, photocopying, recording, broadcasting or otherwise now known or herein after developed without the previous express consent by the copyright owner, except for reproduction in daily press and regular printed publications on sale to the public within 60 days of the event related to those data/results and always provided that copyright symbol appears together as follows below.

© DORNA WSBK ORGANIZATION Srl 2019

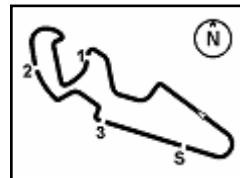
FKR PERUGIA TIMING



Official Tyre Supplier



Official Timekeeper



MotorLand Aragon 5.077 m

1 / 4

**Motocard Aragon Round, 5-7 April 2019**
**Lap Chart Race 1**

		Lap																	
	1	2	3	4	5	6	7	8	9	10	11	12	13	14	15	16	17	18	
1	19	19	19	19	19	19	19	19	19	19	19	19	19	19	19	19	19	19	19
2	22	22	22	1	7	7	7	1	7	1	1	1	22	7	7	7	1	1	
3	66	66	66	66	1	1	1	7	1	7	22	22	1	22	22	1	7	7	
4	11	7	1	22	22	22	22	22	22	22	7	7	7	1	1	50	50	22	
5	7	1	7	7	60	50	60	60	60	60	60	60	50	50	50	22	22	66	
6	1	60	60	50	50	60	50	50	50	50	50	50	60	60	60	60	66	60	
7	60	11	50	60	66	66	11	11	11	11	11	11	11	11	11	66	60	11	
8	50	50	11	11	11	11	66	66	66	66	66	66	66	66	66	11	11	54	
9	81	81	81	81	81	81	81	81	81	81	81	81	91	91	91	54	54	91	
10	33	33	33	54	91	54	91	91	91	91	91	81	81	54	54	91	91	81	
11	21	54	54	91	54	91	91	54	54	54	54	54	54	81	81	81	81	2	
12	54	21	91	33	33	21	21	21	21	21	21	21	2	2	2	2	2	33	
13	91	91	21	21	21	33	33	2	2	2	2	2	21	33	33	33	33	21	
14	2	2	2	2	2	2	2	33	33	33	33	33	33	21	21	21	21	23	
15	23	23	23	23	23	23	23	23	23	23	23	23	23	23	23	23	23	50	

Final Result		
1	<b>19 A. BAUTISTA</b>	Laps 18
2	<b>1 J. REA</b>	15.170
3	<b>7 C. DAVIES</b>	15.650
4	<b>22 A. LOWES</b>	18.204
5	<b>66 T. SYKES</b>	20.165
6	<b>60 M. VAN DER MARK</b>	22.419
7	<b>11 S. CORTESE</b>	23.333
8	<b>54 T. RAZGATLIOGLU</b>	27.929
9	<b>91 L. HASLAM</b>	28.243
10	<b>81 J. TORRES</b>	28.411
11	<b>2 L. CAMIER</b>	39.126
12	<b>33 M. MELANDRI</b>	39.240
13	<b>21 M. RINALDI</b>	47.782
14	<b>23 R. KIYONARI</b>	59.879
15	<b>50 E. LAVERTY</b>	1'37.121
RET	<b>28 M. REITERBERGER</b>	
RET	<b>52 A. DELBIANCO</b>	
RET	<b>36 L. MERCADO</b>	

06/04/2019

These data/results cannot be reproduced, stored and/or transmitted in whole or in part by any manner of electronic, mechanical, photocopying, recording, broadcasting or otherwise now known or herein after developed without the previous express consent by the copyright owner, except for reproduction in daily press and regular printed publications on sale to the public within 60 days of the event related to those data/results and always provided that copyright symbol appears together as follows below.

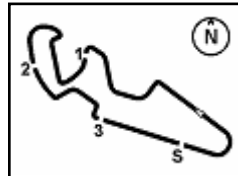
© DORNA WSBK ORGANIZATION Srl 2019

**FCR PERIGIA TIMING**


Official Tyre Supplier



Official Timekeeper


**Motocard Aragon Round, 5-7 April 2019**
**Lap Chart Race 1**
**Lap 1**

1	19	A.Bautista	1'52.209
2	22	A.Lowes	0.666
3	66	T.Sykes	0.945
4	11	S.Cortese	1.260
5	7	C.Davies	1.372
6	1	J.Rea	1.903
7	60	M.van der Mark	2.016
8	50	E.Lavery	2.786
9	81	J.Torres	2.944
10	33	M.Melandri	3.265
11	21	M.Rinaldi	3.928
12	54	T.Razgatioglu	4.200
13	91	L.Haslam	4.369
14	2	L.Camier	4.595
15	23	R.Kiyonari	7.294

5	60	M.van der Mark	6.780
6	50	E.Lavery	6.909
7	66	T.Sykes	7.108
8	11	S.Cortese	7.400
9	81	J.Torres	9.578
10	91	L.Haslam	11.519
11	54	T.Razgatioglu	11.584
12	33	M.Melandri	12.999
13	21	M.Rinaldi	13.244
14	2	L.Camier	13.892
15	23	R.Kiyonari	23.890

11	54	T.Razgatioglu	17.497
12	21	M.Rinaldi	21.249
13	2	L.Camier	22.196
14	33	M.Melandri	22.942
15	23	R.Kiyonari	38.469

**Lap 14**

1	19	A.Bautista	25'47.868
2	7	C.Davies	14.823
3	22	A.Lowes	14.924
4	1	J.Rea	15.221
5	50	E.Lavery	15.446
6	60	M.van der Mark	16.570
7	11	S.Cortese	16.887
8	66	T.Sykes	17.740
9	91	L.Haslam	23.541
10	54	T.Razgatioglu	23.702
11	81	J.Torres	24.039
12	2	L.Camier	32.994
13	33	M.Melandri	33.710
14	21	M.Rinaldi	34.560
15	23	R.Kiyonari	52.542

**Lap 2**

1	19	A.Bautista	3'41.964
2	22	A.Lowes	1.762
3	66	T.Sykes	2.142
4	7	C.Davies	2.388
5	1	J.Rea	2.469
6	60	M.van der Mark	3.277
7	11	S.Cortese	3.415
8	50	E.Lavery	3.516
9	81	J.Torres	4.359
10	33	M.Melandri	6.334
11	54	T.Razgatioglu	6.422
12	21	M.Rinaldi	6.587
13	91	L.Haslam	6.670
14	2	L.Camier	7.166
15	23	R.Kiyonari	11.712

**Lap 6**

1	19	A.Bautista	11'02.385
2	7	C.Davies	7.444
3	1	J.Rea	7.498
4	22	A.Lowes	7.761
5	50	E.Lavery	7.869
6	60	M.van der Mark	8.037
7	66	T.Sykes	8.712
8	11	S.Cortese	8.787
9	81	J.Torres	11.201
10	54	T.Razgatioglu	13.152
11	91	L.Haslam	13.253
12	21	M.Rinaldi	15.494
13	33	M.Melandri	15.866
14	2	L.Camier	16.164
15	23	R.Kiyonari	27.101

**Lap 10**

1	19	A.Bautista	18'24.242
2	1	J.Rea	10.794
3	7	C.Davies	11.100
4	22	A.Lowes	11.222
5	60	M.van der Mark	11.827
6	50	E.Lavery	11.996
7	11	S.Cortese	13.494
8	66	T.Sykes	14.463
9	81	J.Torres	17.971
10	91	L.Haslam	18.402
11	54	T.Razgatioglu	18.881
12	21	M.Rinaldi	23.572
13	2	L.Camier	24.475
14	33	M.Melandri	24.977
15	23	R.Kiyonari	42.196

**Lap 15**

1	19	A.Bautista	27'39.122
2	7	C.Davies	15.184
3	22	A.Lowes	15.583
4	1	J.Rea	15.607
5	50	E.Lavery	15.920
6	60	M.van der Mark	17.721
7	11	S.Cortese	18.077
8	66	T.Sykes	18.441
9	91	L.Haslam	24.992
10	54	T.Razgatioglu	25.016
11	81	J.Torres	25.251
12	2	L.Camier	34.838
13	33	M.Melandri	34.991
14	21	M.Rinaldi	36.743
15	23	R.Kiyonari	54.592

**Lap 3**

1	19	A.Bautista	5'31.965
2	22	A.Lowes	2.718
3	66	T.Sykes	3.077
4	1	J.Rea	3.182
5	7	C.Davies	3.490
6	60	M.van der Mark	4.148
7	50	E.Lavery	4.420
8	11	S.Cortese	4.626
9	81	J.Torres	6.075
10	33	M.Melandri	8.109
11	54	T.Razgatioglu	8.341
12	91	L.Haslam	8.437
13	21	M.Rinaldi	8.950
14	2	L.Camier	9.407
15	23	R.Kiyonari	15.689

**Lap 7**

1	19	A.Bautista	12'52.915
2	7	C.Davies	7.877
3	1	J.Rea	8.150
4	22	A.Lowes	8.380
5	60	M.van der Mark	9.163
6	50	E.Lavery	9.368
7	11	S.Cortese	9.947
8	66	T.Sykes	10.545
9	81	J.Torres	12.766
10	54	T.Razgatioglu	14.577
11	91	L.Haslam	14.700
12	21	M.Rinaldi	17.274
13	33	M.Melandri	17.936
14	2	L.Camier	18.039
15	23	R.Kiyonari	31.491

**Lap 11**

1	19	A.Bautista	20'14.945
2	1	J.Rea	11.571
3	22	A.Lowes	11.736
4	7	C.Davies	12.106
5	60	M.van der Mark	12.754
6	50	E.Lavery	13.230
7	11	S.Cortese	14.382
8	66	T.Sykes	15.454
9	81	J.Torres	19.373
10	91	L.Haslam	19.527
11	54	T.Razgatioglu	20.098
12	21	M.Rinaldi	26.172
13	2	L.Camier	26.461
14	33	M.Melandri	26.715
15	23	R.Kiyonari	45.104

**Lap 16**

1	19	A.Bautista	29'30.274
2	7	C.Davies	15.608
3	1	J.Rea	15.865
4	50	E.Lavery	16.530
5	22	A.Lowes	16.885
6	60	M.van der Mark	19.555
7	66	T.Sykes	19.599
8	11	S.Cortese	20.338
9	54	T.Razgatioglu	26.592
10	91	L.Haslam	26.735
11	81	J.Torres	26.994
12	2	L.Camier	36.862
13	33	M.Melandri	36.992
14	21	M.Rinaldi	40.155
15	23	R.Kiyonari	56.367

**Lap 4**

1	19	A.Bautista	7'22.054
2	1	J.Rea	4.449
3	66	T.Sykes	4.487
4	22	A.Lowes	4.590
5	7	C.Davies	4.620
6	50	E.Lavery	4.952
7	60	M.van der Mark	5.268
8	11	S.Cortese	5.774
9	81	J.Torres	7.710
10	54	T.Razgatioglu	10.048
11	91	L.Haslam	10.375
12	33	M.Melandri	10.712
13	21	M.Rinaldi	11.270
14	2	L.Camier	11.801
15	23	R.Kiyonari	19.797

**Lap 8**

1	19	A.Bautista	14'43.299
2	1	J.Rea	9.088
3	7	C.Davies	9.133
4	22	A.Lowes	9.302
5	60	M.van der Mark	10.079
6	50	E.Lavery	10.313
7	11	S.Cortese	10.963
8	66	T.Sykes	11.887
9	81	J.Torres	14.344
10	91	L.Haslam	16.045
11	54	T.Razgatioglu	16.213
12	21	M.Rinaldi	19.257
13	2	L.Camier	19.979
14	33	M.Melandri	20.353
15	23	R.Kiyonari	35.189

**Lap 12**

1	19	A.Bautista	22'05.539
2	1	J.Rea	13.168
3	22	A.Lowes	13.250
4	7	C.Davies	13.455
5	60	M.van der Mark	13.875
6	50	E.Lavery	14.427
7	11	S.Cortese	15.577
8	66	T.Sykes	16.534
9	91	L.Haslam	21.307
10	81	J.Torres	21.384
11	54	T.Razgatioglu	21.544
12	21	M.Rinaldi	29.128
13	2	L.Camier	29.312
14	33	M.Melandri	29.653
15	23	R.Kiyonari	47.972

**Lap 17**

1	19	A.Bautista	31'21.607
2	1	J.Rea	16.193
3	7	C.Davies	16.345
4	50	E.Lavery	16.711
5	22	A.Lowes	17.698
6	66	T.Sykes	20.617
7	60	M.van der Mark	21.596
8	11	S.Cortese	22.061
9	54	T.Razgatioglu	27.873
10	91	L.Haslam	28.019
11	81	J.Torres	28.115
12	2	L.Camier	38.495
13	33	M.Melandri	38.685
14	21	M.Rinaldi	43.903
15	23	R.Kiyonari	58.819

**Lap 5**

1	19	A.Bautista	9'12.222
2	7	C.Davies	5.969
3	1	J.Rea	5.985
4	22	A.Lowes	6.325

**Lap 9**

1	19	A.Bautista	16'33.788
2	7	C.Davies	9.863
3	1	J.Rea	9.952
4	22	A.Lowes	10.311
5	60	M.van der Mark	10.780
6	50	E.Lavery	10.965
7	11	S.Cortese	12.231
8	66	T.Sykes	13.140
9	81	J.Torres	15.979
10	91	L.Haslam	17.197

**Lap 13**

1	19	A.Bautista	23'56.982
2	22	A.Lowes	14.241
3	1	J.Rea	14.373
4	7	C.Davies	14.426
5	50	E.Lavery	14.825
6	60	M.van der Mark	15.098
7	11	S.Cortese	15.976
8	66	T.Sykes	17.009
9	91	L.Haslam	22.292
10	81	J.Torres	22.440
11	54	T.Razgatioglu	22.674
12	2	L.Camier	31.187
13	21	M.Rinaldi	31.666
14	33	M.Melandri	31.771
15	23	R.Kiyonari	50.121

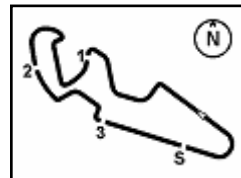
**Lap 18**

1	19	A.Bautista	33'14.114
2	1	J.Rea	15.170
3	7	C.Davies	15.650
4	22	A.Lowes	18.204

06/04/2019

These data/results cannot be reproduced, stored and/or transmitted in whole or in part by any manner of electronic, mechanical, photocopying, recording, broadcasting or otherwise now known or herein after developed without the previous express consent by the copyright owner, except for reproduction in daily press and regular printed publications on sale to the public within 60 days of the event related to those data/results and always provided that copyright symbol appears together as follows below.

© DORNA WSBK ORGANIZATION Srl 2019



MotorLand Aragon 5.077 m

## Motocard Aragon Round, 5-7 April 2019

### Lap Chart Race 1

3 / 4

5	66	T.Sykes	20.165
6	60	M.van der Mark	22.419
7	11	S.Cortese	23.333
8	54	T.Razgatioglu	27.929
9	91	L.Haslam	28.243
10	81	J.Torres	28.411
11	2	L.Camier	39.126
12	33	M.Melandri	39.240
13	21	M.Rinaldi	47.782
14	23	R.Kiyonari	59.879
15	50	E.Lavery	1'37.121

06/04/2019

These data/results cannot be reproduced, stored and/or transmitted in whole or in part by any manner of electronic, mechanical, photocopying, recording, broadcasting or otherwise now known or herein after developed without the previous express consent by the copyright owner, except for reproduction in daily press and regular printed publications on sale to the public within 60 days of the event related to those data/results and always provided that copyright symbol appears together as follows below.

© DORNA WSBK ORGANIZATION Srl 2019

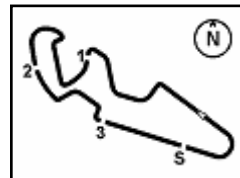
FICR PERUGIA TIMING



Official Tyre Supplier



Official Timekeeper



MotorLand Aragon 5.077 m

4 / 4

**Motocard Aragon Round, 5-7 April 2019**
**Lap Chart Race 1**
**Race Pace Comparison**

	19 Bau	1 Rea	7 Dav	22 Low	66 Syk	60 vdM	11 Cor	54 Raz	91 Has	81 Tor	2 Cam	33 Mel	21 Rin	23 Kiy
1	1'52.209	1'54.112	1'53.581	1'52.875	1'53.154	1'54.225	1'53.469	1'56.409	1'56.578	1'55.153	1'56.804	1'55.474	1'56.137	1'59.503
2	<b>1'49.755</b>	<b>1'50.321</b>	<b>1'50.771</b>	<b>1'50.851</b>	1'50.952	1'51.016	1'51.910	1'51.977	1'52.056	<b>1'51.170</b>	1'52.326	1'52.824	1'52.414	1'54.173
3	1'50.001	1'50.714	1'51.103	1'50.957	<b>1'50.936</b>	<b>1'50.872</b>	<b>1'51.212</b>	1'51.920	1'51.768	1'51.717	<b>1'52.242</b>	<b>1'51.776</b>	1'52.364	1'53.978
4	1'50.089	1'51.356	1'51.219	1'51.961	1'51.499	1'51.209	1'51.237	1'51.796	1'52.027	1'51.724	1'52.483	1'52.692	1'52.409	1'54.197
5	1'50.168	1'51.704	1'51.517	1'51.903	1'52.789	1'51.680	1'51.794	<b>1'51.704</b>	<b>1'51.312</b>	1'52.036	1'52.259	1'52.455	<b>1'52.142</b>	1'54.261
6	1'50.163	1'51.676	1'51.638	1'51.599	1'51.767	1'51.420	1'51.550	1'51.731	1'51.897	1'51.786	1'52.435	1'53.030	1'52.413	1'53.374
7	1'50.530	1'51.182	1'50.963	1'51.149	1'52.363	1'51.656	1'51.690	1'51.955	1'51.977	1'52.095	1'52.405	1'52.600	1'52.310	1'54.920
8	1'50.384	1'51.322	1'51.640	1'51.306	1'51.726	1'51.300	1'51.400	1'52.020	1'51.729	1'51.962	1'52.324	1'52.801	1'52.367	1'54.082
9	1'50.489	1'51.353	1'51.219	1'51.498	1'51.742	1'51.190	1'51.757	1'51.773	1'51.641	1'52.124	1'52.706	1'53.078	1'52.481	1'53.769
10	1'50.454	1'51.296	1'51.691	1'51.365	1'51.777	1'51.501	1'51.717	1'51.838	1'51.659	1'52.446	1'52.733	1'52.489	1'52.777	1'54.181
11	1'50.703	1'51.480	1'51.709	1'51.217	1'51.694	1'51.630	1'51.591	1'51.920	1'51.828	1'52.105	1'52.689	1'52.441	1'53.303	1'53.611
12	1'50.594	1'52.191	1'51.943	1'52.108	1'51.674	1'51.715	1'51.789	1'52.040	1'52.374	1'52.605	1'53.445	1'53.532	1'53.550	1'53.462
13	1'51.443	1'52.648	1'52.414	1'52.434	1'51.918	1'52.666	1'51.842	1'52.573	1'52.428	1'52.499	1'53.318	1'53.561	1'53.981	1'53.592
14	1'50.886	1'51.734	1'51.283	1'51.569	1'51.617	1'52.358	1'51.797	1'51.914	1'52.135	1'52.485	1'52.693	1'52.825	1'53.780	1'53.307
15	1'51.254	1'51.640	1'51.615	1'51.913	1'51.955	1'52.405	1'52.444	1'52.568	1'52.705	1'52.466	1'53.098	1'52.535	1'53.437	1'53.304
16	1'51.152	1'51.410	1'51.576	1'52.454	1'52.310	1'52.986	1'53.413	1'52.728	1'52.895	1'52.895	1'53.176	1'53.153	1'54.564	<b>1'52.927</b>
17	1'51.333	1'51.661	1'52.070	1'52.146	1'52.351	1'53.374	1'53.056	1'52.614	1'52.617	1'52.454	1'52.966	1'53.026	1'55.081	1'53.785
18	1'52.507	1'51.484	1'51.812	1'53.013	1'52.055	1'53.330	1'53.779	1'52.563	1'52.731	1'52.803	1'53.138	1'53.062	1'56.386	1'53.567

	50 Lav
1	1'54.995
2	<b>1'50.485</b>
3	1'50.905
4	1'50.621
5	1'52.125
6	1'51.123
7	1'52.029
8	1'51.329
9	1'51.141
10	1'51.485
11	1'51.937
12	1'51.791
13	1'51.841
14	1'51.507
15	1'51.728
16	1'51.762
17	1'51.514
18	3'12.917

06/04/2019

These data/results cannot be reproduced, stored and/or transmitted in whole or in part by any manner of electronic, mechanical, photocopying, recording, broadcasting or otherwise now known or herein after developed without the previous express consent by the copyright owner, except for reproduction in daily press and regular printed publications on sale to the public within 60 days of the event related to those data/results and always provided that copyright symbol appears together as follows below.

© DORNA WSBK ORGANIZATION Srl 2019

**FICR PERUGIA TIMING**


Official Tyre Supplier



Official Timekeeper

## Motocard Aragon Round, 5-7 April 2019

### Best Sectors & Speed Race 1

MotorLand Aragon 5.077 m

#### RESULTS

Pos	Rank	Name	Motorcycle	Laps
1	19	A. BAUTISTA	Ducati Panigale V4 R	18
2	1	J. REA	Kawasaki ZX-10RR	15.170
3	7	C. DAVIES	Ducati Panigale V4 R	15.650
4	22	A. LOWES	Yamaha YZF R1	18.204
5	66	T. SYKES	BMW S1000 RR	20.165
6	60	M. VAN DER MARK	Yamaha YZF R1	22.419
7	11	S. CORTESE	Yamaha YZF R1	23.333
8	54	T. RAZGATLIOGLU	Kawasaki ZX-10RR	27.929
9	91	L. HASLAM	Kawasaki ZX-10RR	28.243
10	81	J. TORRES	Kawasaki ZX-10RR	28.411
11	2	L. CAMIER	Honda CBR1000RR	39.126
12	33	M. MELANDRI	Yamaha YZF R1	39.240
13	21	M. RINALDI	Ducati Panigale V4 R	47.782
14	23	R. KIYONARI	Honda CBR1000RR	59.879
15	50	E. LAVERTY	Ducati Panigale V4 R	1'37.121
RET	28	M. REITERBERGER	BMW S1000 RR	
RET	36	L. MERCADO	Kawasaki ZX-10RR	
RET	52	A. DELBIANCO	Honda CBR1000RR	

#### SPEED

Pos	Rank	Name	Motorcycle	Speed
1	7	C. DAVIES	Ducati Panigale V4 R	323,4
2	50	E. LAVERTY	Ducati Panigale V4 R	321,4
3	19	A. BAUTISTA	Ducati Panigale V4 R	320,5
4	91	L. HASLAM	Kawasaki ZX-10RR	320,5
5	22	A. LOWES	Yamaha YZF R1	319,5
6	21	M. RINALDI	Ducati Panigale V4 R	319,5
7	33	M. MELANDRI	Yamaha YZF R1	318,6
8	1	J. REA	Kawasaki ZX-10RR	318,6
9	11	S. CORTESE	Yamaha YZF R1	315,8
10	60	M. VAN DER MARK	Yamaha YZF R1	315,8
11	2	L. CAMIER	Honda CBR1000RR	314,9
12	66	T. SYKES	BMW S1000 RR	314,9
13	54	T. RAZGATLIOGLU	Kawasaki ZX-10RR	312,1
14	81	J. TORRES	Kawasaki ZX-10RR	311,2
15	23	R. KIYONARI	Honda CBR1000RR	311,2

#### SEG. 1

1	19	A. BAUTISTA	31.455
2	1	J. REA	31.661
3	60	M. VAN DER MARK	31.721
4	50	E. LAVERTY	31.784
5	22	A. LOWES	31.796
6	66	T. SYKES	31.826
7	81	J. TORRES	31.866
8	7	C. DAVIES	31.874
9	11	S. CORTESE	31.953
10	91	L. HASLAM	31.969
11	54	T. RAZGATLIOGLU	31.988
12	2	L. CAMIER	32.054
13	21	M. RINALDI	32.115
14	33	M. MELANDRI	32.120
15	23	R. KIYONARI	32.427
16	36	L. MERCADO	36.336

#### SEG. 2

1	19	A. BAUTISTA	31.001
2	1	J. REA	31.127
3	22	A. LOWES	31.169
4	7	C. DAVIES	31.171
5	50	E. LAVERTY	31.185
6	66	T. SYKES	31.226
7	60	M. VAN DER MARK	31.314
8	11	S. CORTESE	31.321
9	81	J. TORRES	31.336
10	91	L. HASLAM	31.399
11	54	T. RAZGATLIOGLU	31.468
12	33	M. MELANDRI	31.470
13	21	M. RINALDI	31.564
14	2	L. CAMIER	31.800
15	23	R. KIYONARI	31.831
16	52	A. DELBIANCO	31.976
17	36	L. MERCADO	32.274

#### SEG. 3

1	66	T. SYKES	21.190
2	19	A. BAUTISTA	21.294
3	22	A. LOWES	21.304
4	60	M. VAN DER MARK	21.335
5	50	E. LAVERTY	21.337
6	7	C. DAVIES	21.338
7	11	S. CORTESE	21.404
8	1	J. REA	21.416
9	81	J. TORRES	21.474
10	33	M. MELANDRI	21.544
11	54	T. RAZGATLIOGLU	21.548
12	91	L. HASLAM	21.549
13	21	M. RINALDI	21.661
14	2	L. CAMIER	21.691
15	23	R. KIYONARI	21.753

#### SEG. 4

1	19	A. BAUTISTA	25.879
2	50	E. LAVERTY	25.983
3	1	J. REA	26.045
4	7	C. DAVIES	26.049
5	91	L. HASLAM	26.118
6	22	A. LOWES	26.126
7	11	S. CORTESE	26.204
8	21	M. RINALDI	26.223
9	33	M. MELANDRI	26.231
10	60	M. VAN DER MARK	26.335
11	54	T. RAZGATLIOGLU	26.357
12	81	J. TORRES	26.434
13	66	T. SYKES	26.445
14	2	L. CAMIER	26.466
15	23	R. KIYONARI	26.764

06/04/2019

These data/results cannot be reproduced, stored and/or transmitted in whole or in part by any manner of electronic, mechanical, photocopying, recording, broadcasting or otherwise now known or herein after developed without the previous express consent by the copyright owner, except for reproduction in daily press and regular printed publications on sale to the public within 60 days of the event related to those data/results and always provided that copyright symbol appears together as follows below.

© DORNA WSBK ORGANIZATION Srl 2019

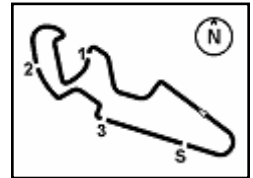
FICR PERUGIA TIMING



Official Tyre Supplier



Official Timekeeper



## Motocard Aragon Round, 5-7 April 2019 Chronological Analysis Race 1

Start at 14:00'37.008

1 / 3

1° 19 A. BAUTISTA (1'49.755)								4° 22 A. LOWES (1'50.851)							
Lap	Seg.1	Seg.2	Seg.3	Seg.4	Lap Time	km/h	Local Time	Lap	Seg.1	Seg.2	Seg.3	Seg.4	Lap Time	km/h	Local Time
1		31.146	21.321	25.987	1'52.209	315,8	14:02'29.217	1		31.272	21.373	<b>26.126</b>	1'52.875	312,1	14:02'29.883
2	<b>31.455</b>	<b>31.001</b>	<b>21.294</b>	26.005	<b>1'49.755</b>	316,7	14:04'18.972	2	<b>31.796</b>	<b>31.169</b>	21.495	26.391	<b>1'50.851</b>	308,6	14:04'20.734
3	31.566	31.172	21.384	<b>25.879</b>	1'50.001	316,7	14:06'08.973	3	31.858	31.428	<b>21.304</b>	26.367	1'50.957	307,7	14:06'11.691
4	31.507	31.144	21.443	25.995	1'50.089	319,5	14:07'59.062	4	31.989	31.380	21.534	27.058	1'51.961	309,5	14:08'03.652
5	31.644	31.156	21.302	26.066	1'50.168	316,7	14:09'49.230	5	32.533	31.403	21.529	26.438	1'51.903	313,0	14:09'55.555
6	31.565	31.181	21.349	26.068	1'50.163	319,5	14:11'39.393	6	32.012	31.508	21.607	26.472	1'51.599	317,6	14:11'47.154
7	31.607	31.211	21.495	26.217	1'50.530	318,6	14:13'29.923	7	31.984	31.217	21.510	26.438	1'51.149	315,8	14:13'38.303
8	31.561	31.320	21.459	26.044	1'50.384	318,6	14:15'20.307	8	31.923	31.440	21.640	26.303	1'51.306	314,9	14:15'29.609
9	31.599	31.294	21.429	26.167	1'50.489	317,6	14:17'10.796	9	32.165	31.432	21.466	26.435	1'51.498	<b>319,5</b>	14:17'21.107
10	31.648	31.379	21.300	26.127	1'50.454	<b>320,5</b>	14:19'01.250	10	32.085	31.410	21.561	26.309	1'51.365	317,6	14:19'12.472
11	31.688	31.347	21.477	26.191	1'50.703	319,5	14:20'51.953	11	32.057	31.414	21.340	26.406	1'51.217	312,1	14:21'03.689
12	31.593	31.296	21.435	26.270	1'50.594	317,6	14:22'42.547	12	32.162	31.594	21.611	26.741	1'52.108	306,8	14:22'55.797
13	31.737	31.517	21.918	26.271	1'51.443	315,8	14:24'33.990	13	32.348	31.775	21.586	26.725	1'52.434	305,1	14:24'48.231
14	31.726	31.446	21.562	26.152	1'50.886	319,5	14:26'24.876	14	31.993	31.489	21.463	26.624	1'51.569	309,5	14:26'39.800
15	31.753	31.465	21.707	26.329	1'51.254	318,6	14:28'16.130	15	32.036	31.664	21.575	26.638	1'51.913	313,0	14:28'31.713
16	31.766	31.533	21.576	26.277	1'51.152	315,8	14:30'07.282	16	32.402	31.551	21.965	26.536	1'52.454	312,1	14:30'24.167
17	31.768	31.561	21.634	26.370	1'51.333	316,7	14:31'58.615	17	32.101	31.787	21.664	26.594	1'52.146	311,2	14:32'16.313
18	31.912	31.638	22.094	26.863	1'52.507	316,7	14:33'51.122	18	32.178	31.768	22.182	26.885	1'53.013	305,9	14:34'09.326
Race Time 33'14.114								Race Time 33'32.318							

2° 1 J. REA (1'50.321)								5° 66 T. SYKES (1'50.936)							
Lap	Seg.1	Seg.2	Seg.3	Seg.4	Lap Time	km/h	Local Time	Lap	Seg.1	Seg.2	Seg.3	Seg.4	Lap Time	km/h	Local Time
1		31.316	21.801	26.225	1'54.112	314,0	14:02'31.120	1		31.390	<b>21.190</b>	26.688	1'53.154	305,1	14:02'30.162
2	<b>31.661</b>	31.177	21.438	<b>26.045</b>	<b>1'50.321</b>	316,7	14:04'21.441	2	31.853	<b>31.226</b>	21.339	26.534	1'50.952	308,6	14:04'21.114
3	31.928	<b>31.127</b>	<b>21.416</b>	26.243	1'50.714	317,6	14:06'12.155	3	31.904	31.262	21.325	<b>26.445</b>	<b>1'50.936</b>	308,6	14:06'12.050
4	31.956	31.236	21.759	26.405	1'51.356	<b>318,6</b>	14:08'03.511	4	<b>31.826</b>	31.446	21.549	26.678	1'51.499	312,1	14:08'03.549
5	32.052	31.481	21.595	26.576	1'51.704	308,6	14:09'55.215	5	32.387	31.589	22.188	26.625	1'52.789	313,0	14:09'56.338
6	32.222	31.466	21.456	26.532	1'51.676	314,0	14:11'46.891	6	32.059	31.588	21.534	26.586	1'51.767	<b>314,9</b>	14:11'48.105
7	31.964	31.301	21.509	26.408	1'51.182	314,0	14:13'38.073	7	32.416	31.677	21.582	26.688	1'52.363	313,0	14:13'40.468
8	31.816	31.474	21.464	26.568	1'51.322	309,5	14:15'29.395	8	31.881	31.673	21.480	26.692	1'51.726	311,2	14:15'32.194
9	32.124	31.469	21.466	26.294	1'51.353	313,0	14:17'20.748	9	31.921	31.419	21.704	26.698	1'51.742	307,7	14:17'23.936
10	31.968	31.377	21.447	26.504	1'51.296	308,6	14:19'12.044	10	32.095	31.388	21.583	26.711	1'51.777	308,6	14:19'15.713
11	31.947	31.462	21.494	26.577	1'51.480	308,6	14:21'03.524	11	31.896	31.497	21.542	26.759	1'51.694	306,8	14:21'07.407
12	32.164	31.847	21.718	26.462	1'52.191	313,0	14:22'55.715	12	31.934	31.448	21.431	26.861	1'51.674	308,6	14:22'59.081
13	32.220	31.827	21.563	27.038	1'52.648	305,9	14:24'48.363	13	32.072	31.487	21.573	26.786	1'51.918	305,9	14:24'50.999
14	32.234	31.675	21.548	26.277	1'51.734	316,7	14:26'40.097	14	31.961	31.465	21.514	26.677	1'51.617	312,1	14:26'42.616
15	31.991	31.615	21.611	26.423	1'51.640	<b>318,6</b>	14:28'31.737	15	31.900	31.726	21.596	26.733	1'51.955	311,2	14:28'34.571
16	32.087	31.291	21.593	26.439	1'51.410	308,6	14:30'23.147	16	32.151	31.647	21.689	26.823	1'52.310	307,7	14:30'26.881
17	31.983	31.649	21.497	26.532	1'51.661	306,8	14:32'14.808	17	32.419	31.597	21.596	26.739	1'52.351	305,1	14:32'19.232
18	31.952	31.543	21.466	26.523	1'51.484	308,6	14:34'06.292	18	31.956	31.524	21.547	27.028	1'52.055	304,2	14:34'11.287
Race Time 33'29.284								Race Time 33'34.279							

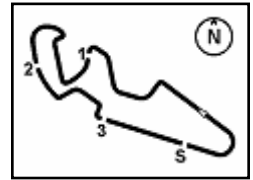
3° 7 C. DAVIES (1'50.771)								6° 60 M. VAN DER MARK (1'50.872)							
Lap	Seg.1	Seg.2	Seg.3	Seg.4	Lap Time	km/h	Local Time	Lap	Seg.1	Seg.2	Seg.3	Seg.4	Lap Time	km/h	Local Time
1		31.459	21.507	<b>26.049</b>	1'53.581	320,5	14:02'30.589	1		31.391	21.535	26.392	1'54.225	314,0	14:02'31.233
2	31.946	<b>31.171</b>	21.427	26.227	<b>1'50.771</b>	321,4	14:04'21.360	2	<b>31.721</b>	31.371	21.589	<b>26.335</b>	1'51.016	311,2	14:04'22.249
3	32.205	31.287	21.480	26.131	1'51.103	318,6	14:06'12.463	3	31.801	<b>31.314</b>	<b>21.335</b>	26.422	<b>1'50.872</b>	312,1	14:06'13.121
4	<b>31.874</b>	31.417	21.601	26.327	1'51.219	322,4	14:08'03.682	4	31.820	31.444	21.412	26.533	1'51.209	314,9	14:08'04.330
5	32.069	31.402	21.637	26.409	1'51.517	319,5	14:09'55.199	5	32.001	31.450	21.747	26.482	1'51.680	314,0	14:09'56.010
6	32.132	31.446	21.651	26.409	1'51.638	314,9	14:11'46.837	6	31.853	31.486	21.576	26.505	1'51.420	<b>315,8</b>	14:11'47.430
7	31.908	31.277	21.382	26.396	1'50.963	315,8	14:13'37.800	7	32.172	31.630	21.406	26.448	1'51.656	313,0	14:13'39.086
8	32.250	31.456	21.650	26.284	1'51.640	320,5	14:15'29.440	8	31.877	31.447	21.556	26.420	1'51.300	313,0	14:15'30.386
9	31.984	31.475	<b>21.338</b>	26.422	1'51.219	315,8	14:17'20.659	9	31.815	31.391	21.486	26.498	1'51.190	313,0	14:17'21.576
10	32.285	31.535	21.537	26.334	1'51.691	319,5	14:19'12.350	10	31.853	31.624	21.507	26.517	1'51.501	314,0	14:19'13.077
11	32.107	31.799	21.619	26.184	1'51.709	320,5	14:21'04.059	11	31.896	31.487	21.644	26.603	1'51.630	313,0	14:21'04.707
12	32.114	31.651	21.716	26.462	1'51.943	321,4	14:22'56.002	12	31.838	31.512	21.721	26.644	1'51.715	314,0	14:22'56.422
13	32.305	31.781	21.883	26.445	1'52.414	318,6	14:24'48.416	13	32.024	31.797	22.058	26.787	1'52.666	314,9	14:24'49.088
14	32.082	31.577	21.384	26.240	1'51.283	<b>323,4</b>	14:26'39.699	14	32.411	31.743	21.626	26.578	1'52.358	314,9	14:26'41.446
15	31.936	31.593	21.583	26.503	1'51.615	314,9	14:28'31.314	15	32.064	31.707	21.667	26.967	1'52.405	311,2	14:28'33.851
16	31.952	31.582	21.675	26.367	1'51.576	313,0	14:30'22.890	16	32.315	31.779	21.866	27.026	1'52.986	305,1	14:30'26.837
17	32.389	31.647	21.773	26.261	1'52.070	314,9	14:32'14.960	17	32.377	32.103	21.889	27.005	1'53.374	308,6	14:32'20.211
18	31.994	31.571	21.721	26.526	1'51.812	317,6	14:34'06.772	18	32.348	31.988	21.806	27.188	1'53.330	306,8	14:34'13.541
Race Time 33'29.764								Race Time 33'36.533							

06/04/2019 P = Pits In/Out - C = Lap Time Cancelled

These data/results cannot be reproduced, stored and/or transmitted in whole or in part by any manner of electronic, mechanical, photocopying, recording, broadcasting or otherwise now known or herein after developed without the previous express consent by the copyright owner, except for reproduction in daily press and regular printed publications on sale to the public within 60 days of the event related to those data/results and always provided that copyright symbol appears together as follows below.

© DORNA WSBK ORGANIZATION Srl 2019





## Motocard Aragon Round, 5-7 April 2019 Chronological Analysis Race 1

Start at 14:00'37.008

2 / 3

7° 11 S. CORTESE (1'51.212)								10° 81 J. TORRES (1'51.170)							
Lap	Seg.1	Seg.2	Seg.3	Seg.4	Lap Time	km/h	Local Time	Lap	Seg.1	Seg.2	Seg.3	Seg.4	Lap Time	km/h	Local Time
1		31.415	<b>21.404</b>	26.319	1'53.469	310,3	14:02'30.477	1		31.592	21.664	26.448	1'55.153	301,7	14:02'32.161
2	32.191	31.894	21.560	26.265	1'51.910	311,2	14:04'22.387	2	<b>31.866</b>	31.396	<b>21.474</b>	<b>26.434</b>	<b>1'51.170</b>	305,1	14:04'23.331
3	32.178	31.369	21.461	<b>26.204</b>	<b>1'51.212</b>	312,1	14:06'13.599	3	32.078	31.418	21.641	26.580	1'51.717	305,1	14:06'15.048
4	31.957	<b>31.321</b>	21.485	26.474	1'51.237	314,9	14:08'04.836	4	32.098	<b>31.336</b>	21.677	26.613	1'51.724	308,6	14:08'06.772
5	31.993	31.543	21.799	26.459	1'51.794	312,1	14:09'56.630	5	32.225	31.596	21.585	26.630	1'52.036	304,2	14:09'58.808
6	32.026	31.465	21.641	26.418	1'51.550	<b>315,8</b>	14:11'48.180	6	32.104	31.525	21.689	26.468	1'51.786	305,9	14:11'50.594
7	32.181	31.538	21.464	26.507	1'51.690	312,1	14:13'39.870	7	32.040	31.723	21.671	26.661	1'52.095	305,9	14:13'42.689
8	<b>31.953</b>	31.343	21.719	26.385	1'51.400	309,5	14:15'31.270	8	32.272	31.487	21.691	26.512	1'51.962	305,9	14:15'34.651
9	31.988	31.422	21.595	26.752	1'51.757	307,7	14:17'23.027	9	32.163	31.594	21.665	26.702	1'52.124	305,1	14:17'26.775
10	32.110	31.595	21.456	26.556	1'51.717	307,7	14:19'14.744	10	32.256	31.773	21.794	26.623	1'52.446	305,1	14:19'19.221
11	31.997	31.428	21.537	26.629	1'51.591	306,8	14:21'06.335	11	32.164	31.431	21.606	26.904	1'52.105	302,5	14:21'11.326
12	32.025	31.414	21.674	26.676	1'51.789	307,7	14:22'58.124	12	32.234	31.629	21.850	26.892	1'52.605	303,4	14:23'03.931
13	32.027	31.596	21.553	26.666	1'51.842	306,8	14:24'49.966	13	32.327	31.722	21.770	26.680	1'52.499	305,9	14:24'56.430
14	32.143	31.558	21.531	26.565	1'51.797	313,0	14:26'41.763	14	32.493	31.655	21.819	26.518	1'52.485	<b>311,2</b>	14:26'48.915
15	32.136	31.693	21.703	26.912	1'52.444	309,5	14:28'34.207	15	32.085	31.823	21.882	26.676	1'52.466	307,7	14:28'41.381
16	32.368	32.241	21.929	26.875	1'53.413	304,2	14:30'27.620	16	32.472	31.762	22.000	26.661	1'52.895	305,1	14:30'34.276
17	32.388	31.849	21.850	26.969	1'53.056	305,9	14:32'20.676	17	32.135	31.681	22.012	26.626	1'52.454	305,9	14:32'26.730
18	32.353	31.991	22.088	27.347	1'53.779	304,2	14:34'14.455	18	32.064	31.866	21.946	26.927	1'52.803	300,0	14:34'19.533
Race Time 33'37.447								Race Time 33'42.525							

8° 54 T. RAZGATLIOGLU (1'51.704)								11° 2 L. CAMIER (1'52.242)							
Lap	Seg.1	Seg.2	Seg.3	Seg.4	Lap Time	km/h	Local Time	Lap	Seg.1	Seg.2	Seg.3	Seg.4	Lap Time	km/h	Local Time
1		31.762	21.830	26.395	1'56.409	309,5	14:02'33.417	1		32.060	22.220	26.543	1'56.804	312,1	14:02'33.812
2	32.071	31.837	21.662	26.407	1'51.977	310,3	14:04'25.394	2	<b>32.054</b>	32.113	21.693	<b>26.466</b>	1'52.326	313,0	14:04'26.138
3	32.361	31.505	21.697	<b>26.357</b>	1'51.920	309,5	14:06'17.314	3	32.072	31.900	21.796	26.474	<b>1'52.242</b>	312,1	14:06'18.380
4	32.125	31.632	21.597	26.442	1'51.796	306,8	14:08'09.110	4	32.199	<b>31.800</b>	21.734	26.750	1'52.483	312,1	14:08'10.863
5	32.043	<b>31.468</b>	21.574	26.619	<b>1'51.704</b>	303,4	14:10'00.814	5	32.055	31.805	21.697	26.702	1'52.259	309,5	14:10'03.122
6	31.996	31.659	21.562	26.514	1'51.731	307,7	14:11'52.545	6	32.071	31.876	21.871	26.617	1'52.435	<b>314,9</b>	14:11'55.557
7	<b>31.988</b>	31.726	21.596	26.645	1'51.955	307,7	14:13'44.500	7	32.174	31.808	21.791	26.632	1'52.405	312,1	14:13'47.962
8	32.044	31.658	21.650	26.668	1'52.020	307,7	14:15'36.520	8	32.108	31.831	21.750	26.635	1'52.324	308,6	14:15'40.286
9	32.052	31.593	<b>21.548</b>	26.580	1'51.773	309,5	14:17'28.293	9	32.116	32.075	<b>21.691</b>	26.824	1'52.706	306,8	14:17'32.992
10	32.081	31.556	21.690	26.511	1'51.838	309,5	14:19'20.131	10	32.296	31.885	21.755	26.797	1'52.733	307,7	14:19'25.725
11	32.041	31.650	21.572	26.657	1'51.920	307,7	14:21'12.051	11	32.232	31.898	21.761	26.798	1'52.689	305,1	14:21'18.414
12	32.046	31.570	21.699	26.725	1'52.040	309,5	14:23'04.091	12	32.548	32.255	21.843	26.799	1'53.445	306,8	14:23'11.859
13	32.318	31.965	21.693	26.597	1'52.573	306,8	14:24'56.664	13	32.533	32.005	21.850	26.930	1'53.318	302,5	14:25'05.177
14	32.113	31.610	21.635	26.556	1'51.914	<b>312,1</b>	14:26'48.578	14	32.324	31.843	21.712	26.814	1'52.693	307,7	14:26'57.870
15	32.069	31.834	21.723	26.942	1'52.568	301,7	14:28'41.146	15	32.333	31.881	21.822	27.158	1'53.098	303,4	14:28'50.968
16	32.369	31.795	21.733	26.831	1'52.728	299,2	14:30'33.874	16	32.393	31.917	21.822	27.044	1'53.176	302,5	14:30'44.144
17	32.173	31.785	21.843	26.813	1'52.614	300,0	14:32'26.488	17	32.364	31.885	21.786	26.931	1'52.966	304,2	14:32'37.110
18	32.195	31.906	21.753	26.709	1'52.563	301,7	14:34'19.051	18	32.321	31.950	21.881	26.986	1'53.138	303,4	14:34'30.248
Race Time 33'42.043								Race Time 33'53.240							

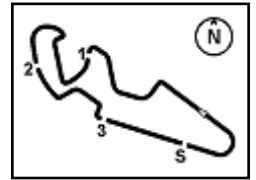
9° 91 L. HASLAM (1'51.312)								12° 33 M. MELANDRI (1'51.776)							
Lap	Seg.1	Seg.2	Seg.3	Seg.4	Lap Time	km/h	Local Time	Lap	Seg.1	Seg.2	Seg.3	Seg.4	Lap Time	km/h	Local Time
1		32.277	22.119	<b>26.118</b>	1'56.578	<b>320,5</b>	14:02'33.586	1		32.113	21.575	<b>26.231</b>	1'55.474	312,1	14:02'32.482
2	32.094	31.894	21.942	26.126	1'52.056	319,5	14:04'25.642	2	32.496	32.267	21.547	26.514	1'52.824	308,6	14:04'25.306
3	32.415	31.517	21.617	26.219	1'51.768	<b>320,5</b>	14:06'17.410	3	32.276	<b>31.470</b>	<b>21.544</b>	26.486	<b>1'51.776</b>	309,5	14:06'17.082
4	32.302	31.741	21.639	26.345	1'52.027	315,8	14:08'09.437	4	32.559	31.766	21.941	26.426	1'52.692	317,6	14:08'09.774
5	<b>31.969</b>	<b>31.399</b>	21.636	26.308	<b>1'51.312</b>	312,1	14:10'00.749	5	<b>32.120</b>	31.674	21.874	26.787	1'52.455	309,5	14:10'02.229
6	32.225	31.684	21.689	26.299	1'51.897	318,6	14:11'52.646	6	32.629	31.846	21.970	26.585	1'53.030	<b>318,6</b>	14:11'55.259
7	32.139	31.572	21.745	26.521	1'51.977	317,6	14:13'44.623	7	32.324	31.717	21.803	26.756	1'52.600	311,2	14:13'47.859
8	32.076	31.568	21.791	26.294	1'51.729	313,0	14:15'36.352	8	32.507	31.767	21.899	26.628	1'52.801	311,2	14:15'40.660
9	32.030	31.530	<b>21.549</b>	26.532	1'51.641	311,2	14:17'27.993	9	32.748	31.879	21.752	26.699	1'53.078	311,2	14:17'33.738
10	32.057	31.460	21.623	26.519	1'51.659	313,0	14:19'19.652	10	32.365	31.694	21.721	26.709	1'52.489	312,1	14:19'26.227
11	32.000	31.511	21.675	26.642	1'51.828	312,1	14:21'11.480	11	32.265	31.720	21.753	26.703	1'52.441	311,2	14:21'18.668
12	32.259	31.669	21.761	26.685	1'52.374	310,3	14:23'03.854	12	32.525	32.131	21.912	26.964	1'53.532	314,0	14:23'12.200
13	32.240	31.704	21.763	26.721	1'52.428	305,9	14:24'56.282	13	32.663	32.130	21.985	26.783	1'53.561	308,6	14:25'05.761
14	32.117	31.636	21.676	26.706	1'52.135	312,1	14:26'48.417	14	32.592	31.757	21.798	26.678	1'52.825	312,1	14:26'58.586
15	32.394	31.799	21.809	26.703	1'52.705	312,1	14:28'41.122	15	32.364	31.645	21.670	26.856	1'52.535	307,7	14:28'51.121
16	32.529	31.730	21.943	26.693	1'52.895	310,3	14:30'34.017	16	32.544	31.880	21.817	26.912	1'53.153	307,7	14:30'44.274
17	32.213	31.663	22.030	26.711	1'52.617	311,2	14:32'26.634	17	32.476	31.804	21.891	26.855	1'53.026	308,6	14:32'37.300
18	32.405	31.751	21.966	26.609	1'52.731	309,5	14:34'19.365	18	32.563	31.673	21.946	26.880	1'53.062	308,6	14:34'30.362
Race Time 33'42.357								Race Time 33'53.354							

06/04/2019

P = Pits In/Out - C = Lap Time Cancelled

These data/results cannot be reproduced, stored and/or transmitted in whole or in part by any manner of electronic, mechanical, photocopying, recording, broadcasting or otherwise now known or herein after developed without the previous express consent by the copyright owner, except for reproduction in daily press and regular printed publications on sale to the public within 60 days of the event related to those data/results and always provided that copyright symbol appears together as follows below.

© DORNA WSBK ORGANIZATION Srl 2019



## Motocard Aragon Round, 5-7 April 2019 Chronological Analysis Race 1

Start at 14:00'37.008

13° 21 M. RINALDI (1'52.142)							
Lap	Seg.1	Seg.2	Seg.3	Seg.4	Lap Time	km/h	Local Time
1		32.101	21.813	26.471	1'56.137	313,0	14:02'33.145
2	<b>32.115</b>	32.199	21.877	<b>26.223</b>	1'52.414	317,6	14:04'25.559
3	32.425	31.764	21.908	26.267	1'52.364	317,6	14:06'17.923
4	32.411	31.580	21.862	26.556	1'52.409	<b>319,5</b>	14:08'10.332
5	32.344	<b>31.564</b>	21.745	26.489	<b>1'52.142</b>	315,8	14:10'02.474
6	32.605	31.683	<b>21.661</b>	26.464	1'52.413	317,6	14:11'54.887
7	32.320	31.596	21.729	26.665	1'52.310	314,0	14:13'47.197
8	32.404	31.637	21.800	26.526	1'52.367	313,0	14:15'39.564
9	32.361	31.621	21.811	26.688	1'52.481	312,1	14:17'32.045
10	32.518	31.789	21.805	26.665	1'52.777	314,0	14:19'24.822
11	32.638	31.896	21.891	26.878	1'53.303	311,2	14:21'18.125
12	32.712	32.096	21.812	26.930	1'53.550	311,2	14:23'11.675
13	33.069	32.046	21.954	26.912	1'53.981	310,3	14:25'05.656
14	32.925	32.015	22.073	26.767	1'53.780	317,6	14:26'59.436
15	32.638	31.912	21.932	26.955	1'53.437	312,1	14:28'52.873
16	32.901	32.360	22.331	26.972	1'54.564	311,2	14:30'47.437
17	33.090	32.509	22.369	27.113	1'55.081	310,3	14:32'42.518
18	33.460	33.049	22.577	27.300	1'56.386	310,3	14:34'38.904
					Race Time	34'01.896	

14° 23 R. KIYONARI (1'52.927)							
Lap	Seg.1	Seg.2	Seg.3	Seg.4	Lap Time	km/h	Local Time
1		32.216	22.443	27.175	1'59.503	303,4	14:02'36.511
2	32.893	32.028	22.118	27.134	1'54.173	305,9	14:04'30.684
3	32.779	32.234	22.201	<b>26.764</b>	1'53.978	308,6	14:06'24.662
4	32.910	32.160	22.157	26.970	1'54.197	<b>311,2</b>	14:08'18.859
5	32.968	32.279	22.027	26.987	1'54.261	308,6	14:10'13.120
6	32.466	31.998	22.077	26.833	1'53.374	310,3	14:12'06.494
7	32.921	32.419	22.500	27.080	1'54.920	309,5	14:14'01.414
8	32.918	32.157	22.167	26.840	1'54.082	310,3	14:15'55.496
9	32.785	32.078	21.974	26.932	1'53.769	309,5	14:17'49.265
10	32.889	32.252	22.125	26.915	1'54.181	<b>311,2</b>	14:19'43.446
11	32.601	32.128	22.035	26.847	1'53.611	308,6	14:21'37.057
12	32.599	31.960	22.021	26.882	1'53.462	308,6	14:23'30.519
13	32.730	32.083	22.001	26.778	1'53.592	305,9	14:25'24.111
14	32.594	31.962	21.861	26.890	1'53.307	308,6	14:27'17.418
15	32.462	32.121	21.787	26.934	1'53.304	305,9	14:29'10.722
16	<b>32.427</b>	<b>31.831</b>	<b>21.753</b>	26.916	<b>1'52.927</b>	305,1	14:31'03.649
17	32.575	32.105	22.056	27.049	1'53.785	307,7	14:32'57.434
18	32.630	31.937	22.117	26.883	1'53.567	306,8	14:34'51.001
					Race Time	34'13.993	

15° 50 E. LAVERTY (1'50.485)							
Lap	Seg.1	Seg.2	Seg.3	Seg.4	Lap Time	km/h	Local Time
1		32.126	21.456	26.075	1'54.995	312,1	14:02'32.003
2	<b>31.784</b>	31.379	<b>21.337</b>	25.985	<b>1'50.485</b>	317,6	14:04'22.488
3	31.826	<b>31.185</b>	21.569	26.325	1'50.905	319,5	14:06'13.393
4	31.842	31.231	21.565	<b>25.983</b>	1'50.621	317,6	14:08'04.014
5	32.500	31.488	21.857	26.280	1'52.125	316,7	14:09'56.139
6	31.982	31.303	21.756	26.082	1'51.123	317,6	14:11'47.262
7	32.266	31.860	21.526	26.377	1'52.029	318,6	14:13'39.291
8	32.084	31.343	21.671	26.231	1'51.329	315,8	14:15'30.620
9	31.920	31.383	21.672	26.166	1'51.141	316,7	14:17'21.761
10	31.992	31.400	21.651	26.442	1'51.485	319,5	14:19'13.246
11	32.320	31.583	21.734	26.300	1'51.937	314,0	14:21'05.183
12	32.055	31.529	21.776	26.431	1'51.791	314,9	14:22'56.974
13	32.077	31.534	21.866	26.364	1'51.841	314,9	14:24'48.815
14	32.234	31.495	21.628	26.150	1'51.507	<b>321,4</b>	14:26'40.322
15	32.051	31.597	21.777	26.303	1'51.728	316,7	14:28'32.050
16	32.161	31.527	21.687	26.387	1'51.762	312,1	14:30'23.812
17	32.051	31.459	21.723	26.281	1'51.514	314,9	14:32'15.326
18	31.806	31.527	1'25.467	44.117	3'12.917	157,9	14:35'28.243
					Race Time	34'51.235	

06/04/2019 P = Pits In/Out - C = Lap Time Cancelled

These data/results cannot be reproduced, stored and/or transmitted in whole or in part by any manner of electronic, mechanical, photocopying, recording, broadcasting or otherwise now known or herein after developed without the previous express consent by the copyright owner, except for reproduction in daily press and regular printed publications on sale to the public within 60 days of the event related to those data/results and always provided that copyright symbol appears together as follows below.

© DORNA WSBK ORGANIZATION Srl 2019



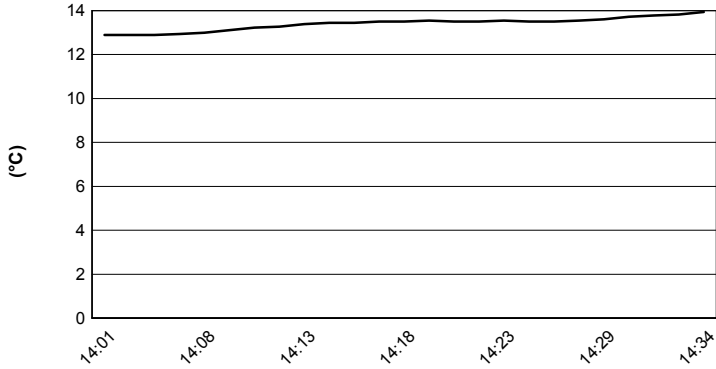
## Motocard Aragon Round, 5-7 April 2019

### Weather Report Race 1

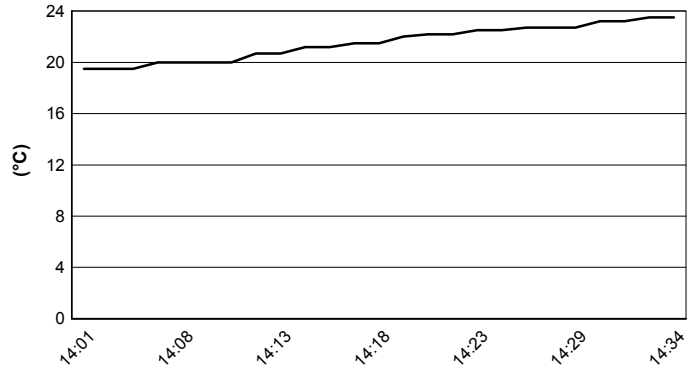
Session started 14:01 - Session ended 14:35

MotorLand Aragon 5.077 m

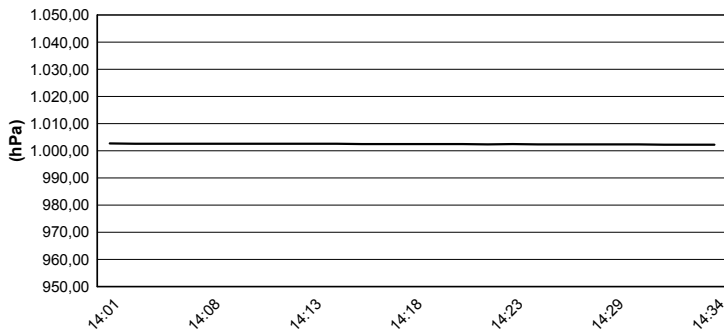
#### Air Temperature



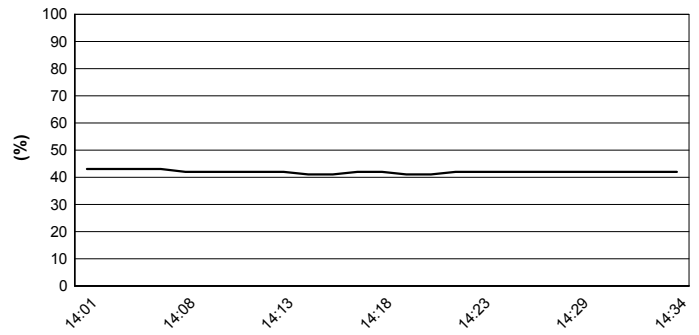
#### Track Temperature



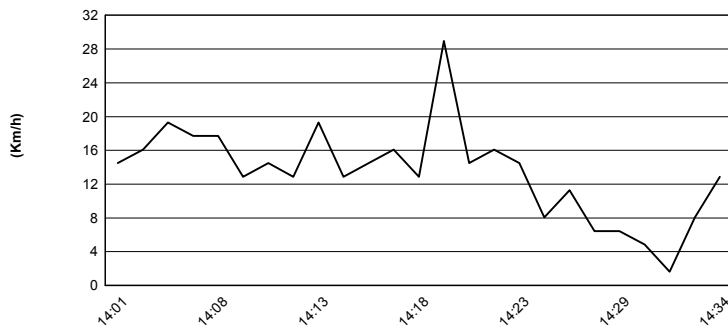
#### Air Pressure



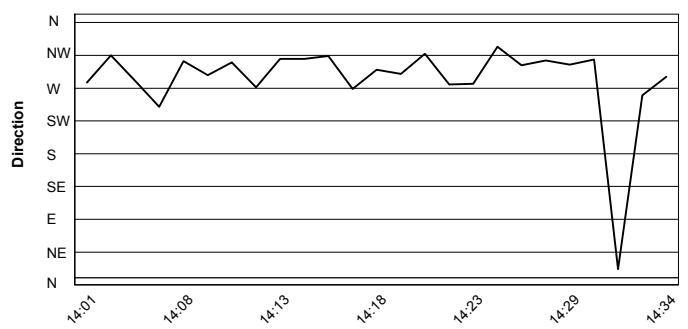
#### Humidity



#### Wind Speed



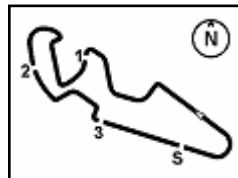
#### Wind Direction



06/04/2019

These data/results cannot be reproduced, stored and/or transmitted in whole or in part by any manner of electronic, mechanical, photocopying, recording, broadcasting or otherwise now known or herein after developed without the previous express consent by the copyright owner, except for reproduction in daily press and regular printed publications on sale to the public within 60 days of the event related to those data/results and always provided that copyright symbol appears together as follows below.

© DORNA WSBK ORGANIZATION Srl 2019



MotorLand Aragon 5.077 m

**Motocard Aragon Round, 5-7 April 2019**  
**Championship Standings**

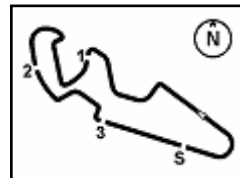
1 / 2

	Points	Points From First	Points From Previous	February 24		March 17		April 7	April 14	May 12	June 9	June 23	July 7	July 14	September 8	September 24	October 13	October 26		
				PHILLIP ISLAND	BURIRAM	ARAGON	ASSEN	IMOLA	JEREZ	MISANO	DONINGTON PARK	LAGUNA SECA	PORTIMAO	MAGNY COURS	VILLICUM	LOSAIL				
1 <b>BAUTISTA</b> Alvaro (ESP)	149			25 25	25 25	25														
2 <b>REA</b> Jonathan (GBR)	118	31		12 12	9 9	20														
3 <b>LOWES</b> Alex (GBR)	82	67	36	13 11	16 16	13														
4 <b>VAN DER MARK</b> Michael (NED)	71	78	11	11 13	13 13	10														
5 <b>HASLAM</b> Leon (GBR)	58	91	13	1 16	11 11	7														
6 <b>MELANDRI</b> Marco (ITA)	58	91	0	4 4	10 10	4														
7 <b>CORTESE</b> Sandro (GER)	49	100	9	8 8	9 9	9														
8 <b>DAVIES</b> Chaz (GBR)	34	115	15	6 9	1 2	16														
9 <b>RAZGATLIOGLU</b> Toprak (TUR)	32	117	2	10	6 7	8														
10 <b>SYKES</b> Tom (GBR)	30	119	2	9 3	7	11														
11 <b>RINALDI</b> Michael Ruben (ITA)	28	121	2	7 2	8 8	3														
12 <b>TORRES</b> Jordi (ESP)	24	125	4	5 2	5 6	6														
13 <b>CAMIER</b> Leon (GBR)	14	135	10	6	3	5														
14 <b>REITERBERGER</b> Markus (GER)	14	135	0	3 4	2 5															
15 <b>LAVERTY</b> Eugene (IRL)	13	136	1	4 7		1														
16 <b>MERCADO</b> Leandro (ARG)	11	138	2	2 5	4															
17 <b>KIYONARI</b> Ryuichi (JPN)	7	142	4	1	4	2														
18 <b>DELBIANCO</b> Alessandro (ITA)	3	146	4		3															

06/04/2019 First Line: Race 1 &amp; 2 - Second Line: Tissot Superpole Race

These data/results cannot be reproduced, stored and/or transmitted in whole or in part by any manner of electronic, mechanical, photocopying, recording, broadcasting or otherwise now known or herein after developed without the previous express consent by the copyright owner, except for reproduction in daily press and regular printed publications on sale to the public within 60 days of the event related to those data/results and always provided that copyright symbol appears together as follows below.

© DORNA WSBK ORGANIZATION Srl 2019



## Motocard Aragon Round, 5-7 April 2019 Championship Standings

Points	Points From First	Points From Previous	Independent Riders														
			February 24 PHILLIP ISLAND	March 17 BURIRAM	April 7 ARAGON	April 14 ASSEN	May 12 IMOLA	June 9 JEREZ	June 23 MISANO	July 7 DONINGTON PARK	July 14 LAGUNA SECA	September 8 PORTIMAO	September 24 MAGNY COURS	October 13 VILLICUM	October 26 LOSAIL		
<b>1</b> MELANDRI Marco (ITA)	<b>58</b>		16 10 4	10 10 4	4												
<b>2</b> CORTESE Sandro (GER)	<b>49</b> 9		8 8 3	9 9 3	9												
<b>3</b> RAZGATLIOGLU Toprak (TUR)	<b>32</b> 26 17		10	6 7 1	8												
<b>4</b> RINALDI Michael Ruben (ITA)	<b>28</b> 30 4		7 2	8 8	3												
<b>5</b> TORRES Jordi (ESP)	<b>24</b> 34 4		5 2	5 6	6												
<b>6</b> LAVERTY Eugene (IRL)	<b>13</b> 45 11		4 7 1		1												
<b>7</b> MERCADO Leandro (ARG)	<b>11</b> 47 2		2 5	4													
<b>8</b> DELBIANCO Alessandro (ITA)	<b>3</b> 55 8			3													

06/04/2019

First Line: Race 1 & 2 - Second Line: Tissot Superpole Race

These data/results cannot be reproduced, stored and/or transmitted in whole or in part by any manner of electronic, mechanical, photocopying, recording, broadcasting or otherwise now known or herein after developed without the previous express consent by the copyright owner, except for reproduction in daily press and regular printed publications on sale to the public within 60 days of the event related to those data/results and always provided that copyright symbol appears together as follows below.

© DORNA WSBK ORGANIZATION Srl 2019

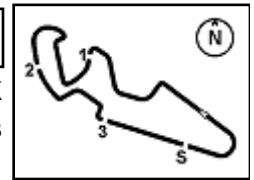
FICR PERUGIA TIMING



Official Tyre Supplier



Official Timekeeper



**Motocard Aragon Round, 5-7 April 2019**  
**Manufacturers Standings**

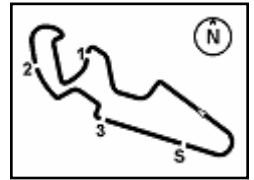
	Points	Points From First	Points From Previous	February 24	March 17	April 7	April 14	May 12	June 9	June 23	July 7	July 14	September 8	September 24	October 13	October 26		
				PHILLIP ISLAND	BURIRAM	ARAGON	ASSEN	IMOLA	JEREZ	MISANO	DONINGTON PARK	LAGUNA SECA	PORTIMAO	MAGNY COURS	VILLICUM	LOSAIL		
1 DUCATI	149			25 25 12	25 25 12	25												
2 KAWASAKI	118	31		20 20 9	20 20 9	20												
3 YAMAHA	87	62	31	16 13 6	16 16 7	13												
4 BMW	36	113	51	9 4	7 5	11												
5 HONDA	18	131	18	6	3 4	5												

06/04/2019 First Line: Race 1 & 2 - Second Line: Tissot Superpole Race

These data/results cannot be reproduced, stored and/or transmitted in whole or in part by any manner of electronic, mechanical, photocopying, recording, broadcasting or otherwise now known or herein after developed without the previous express consent by the copyright owner, except for reproduction in daily press and regular printed publications on sale to the public within 60 days of the event related to those data/results and always provided that copyright symbol appears together as follows below.

© DORNA WSBK ORGANIZATION Srl 2019





MotorLand Aragon 5.077 m

## Motocard Aragon Round, 5-7 April 2019 Provisional Starting Grid - Tissot Superpole Race 10 Laps x 5,077 km = 50,770 km

Pos	Number	Name	Team	Time	Pos
1	19	BAUTISTA A.	Ducati	1'49.049	1
2	22	LOWES A.	Yamaha	1'49.563	2
3	28	REITERBERGER M.	BMW	1'49.779	3
4	1	REA J.	Kawasaki	1'50.013	4
5	33	MELANDRI M.	Yamaha	1'50.560	5
6	54	RAZGATLIOGLU T.	Kawasaki	1'50.985	6
7	66	SYKES T.	BMW	1'49.557	
8	11	CORTESE S.	Yamaha	1'49.414	
9	21	RINALDI M.	Ducati	1'49.689	
10	7	DAVIES C.	Ducati	1'49.970	
11	81	TORRES J.	Kawasaki	1'49.984	
12	60	VAN DER MARK M.	Yamaha	1'50.264	
13	2	CAMIER L.	Honda	1'50.812	
14	91	HASLAM L.	Kawasaki	1'50.383	
15	36	MERCADO L.	Kawasaki	1'50.822	
16	52	DELBIANCO A.	Honda	1'52.769	
17	23	KIYONARI R.	Honda	1'52.716	

06/04/2019 The Race Director .....

These data/results cannot be reproduced, stored and/or transmitted in whole or in part by any manner of electronic, mechanical, photocopying, recording, broadcasting or otherwise now known or herein after developed without the previous express consent by the copyright owner, except for reproduction in daily press and regular printed publications on sale to the public within 60 days of the event related to those data/results and always provided that copyright symbol appears together as follows below.

© DORNA WSBK ORGANIZATION Srl 2019

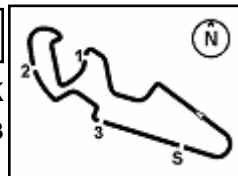
FKR PERUGIA TIMING



Official Tyre Supplier



Official Timekeeper



## Motocard Aragon Round, 5-7 April 2019

### Best Laps & Speeds

No.	Rider Bike	Nat	Best Lap		FP1		FP2		FP3		SP		RC1	
			LL	SPD	LL	SPD	LL	SPD	LL	SPD	LL	SPD	LL	SPD
1	<b>19 A. BAUTISTA</b> Ducati Panigale V4 R	ESP	<b>1'49.049</b>		1'49.692	311,2	1'49.607	313,9	1'51.488	316,7	<b>1'49.049</b>	319,5	1'49.755	<b>320,4</b>
2	<b>11 S. CORTESE</b> Yamaha YZF R1	GER	<b>1'49.414</b>		1'51.427	303,3	1'50.636	302,5	1'51.852	305,0	<b>1'49.414</b>	308,5	1'51.212	<b>315,7</b>
3	<b>66 T. SYKES</b> BMW S1000 RR	GBR	<b>1'49.557</b>		1'51.215	300,8	1'50.226	300,0	1'50.882	304,2	<b>1'49.557</b>	305,9	1'50.936	<b>314,8</b>
4	<b>22 A. LOWES</b> Yamaha YZF R1	GBR	<b>1'49.563</b>		1'50.819	306,8	1'50.126	308,5	1'51.123	308,5	<b>1'49.563</b>	313,9	1'50.851	<b>319,5</b>
5	<b>21 M. RINALDI</b> Ducati Panigale V4 R	ITA	<b>1'49.689</b>		1'52.710	305,9	1'50.985	305,9	1'52.810	309,4	<b>1'49.689</b>	315,7	1'52.142	<b>319,5</b>
6	<b>50 E. LAVERTY</b> Ducati Panigale V4 R	IRL	<b>1'49.722</b>		1'51.069	303,3	1'50.356	305,0	1'51.699	310,3	<b>1'49.722</b>	312,1	1'50.485	<b>321,4</b>
7	<b>28 M. REITERBERGER</b> BMW S1000 RR	GER	<b>1'49.779</b>		1'51.993	296,7	1'50.799	301,6	1'51.576	305,0	<b>1'49.779</b>	307,6		
8	<b>7 C. DAVIES</b> Ducati Panigale V4 R	GBR	<b>1'49.970</b>		1'50.920	307,6	1'51.022	306,8	1'51.523	314,8	<b>1'49.970</b>	318,5	1'50.771	<b>323,3</b>
9	<b>81 J. TORRES</b> Kawasaki ZX-10RR	ESP	<b>1'49.984</b>		1'51.679	299,1	1'51.576	299,1	1'52.198	300,8	<b>1'49.984</b>	307,6	1'51.170	<b>311,2</b>
10	<b>1 J. REA</b> Kawasaki ZX-10RR	GBR	<b>1'50.013</b>		1'50.841	303,3	1'50.149	303,3	1'50.655	313,9	<b>1'50.013</b>	310,3	1'50.321	<b>318,5</b>
11	<b>60 M. VAN DER MARK</b> Yamaha YZF R1	NED	<b>1'50.264</b>		1'51.308	305,0	1'51.103	300,0	1'52.029	308,5	<b>1'50.264</b>	314,8	1'50.872	<b>315,7</b>
12	<b>91 L. HASLAM</b> Kawasaki ZX-10RR	GBR	<b>1'50.383</b>		1'50.985	308,5	1'50.754	305,0	1'51.590	307,6	<b>1'50.383</b>	314,8	1'51.312	<b>320,4</b>
13	<b>33 M. MELANDRI</b> Yamaha YZF R1	ITA	<b>1'50.560</b>		1'52.429	307,6	1'51.053	303,3	1'51.776	305,9	<b>1'50.560</b>	309,4	1'51.776	<b>318,5</b>
14	<b>2 L. CAMIER</b> Honda CBR1000RR	GBR	<b>1'50.812</b>		1'53.505	298,3	1'52.364	297,5	1'53.136	304,2	<b>1'50.812</b>	307,6	1'52.242	<b>314,8</b>
15	<b>36 L. MERCADO</b> Kawasaki ZX-10RR	ARG	<b>1'50.822</b>		1'52.410	292,6	1'51.560	304,2	1'52.354	302,5	<b>1'50.822</b>	305,9		
16	<b>54 T. RAZGATLIOGLU</b> Kawasaki ZX-10RR	TUR	<b>1'50.985</b>		1'51.839	298,3	1'51.232	299,1	1'51.966	305,0	<b>1'50.985</b>	312,1	1'51.704	<b>312,1</b>
17	<b>23 R. KIYONARI</b> Honda CBR1000RR	JPN	<b>1'52.716</b>		1'53.814	300,0	1'53.800	300,8	1'53.996	308,5	<b>1'52.716</b>	309,4	1'52.927	<b>311,2</b>
18	<b>52 A. DELBIANCO</b> Honda CBR1000RR	ITA	<b>1'52.769</b>		1'54.890	288,0	1'53.883	286,4	1'54.855	292,6	<b>1'52.769</b>	295,8		

06/04/2019

These data/results cannot be reproduced, stored and/or transmitted in whole or in part by any manner of electronic, mechanical, photocopying, recording, broadcasting or otherwise now known or herein after developed without the previous express consent by the copyright owner, except for reproduction in daily press and regular printed publications on sale to the public within 60 days of the event related to those data/results and always provided that copyright symbol appears together as follows below.

© DORNA WSBK ORGANIZATION Srl 2019

FIKIR PERUGIA TIMING

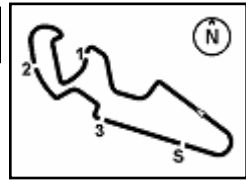


Official Tyre Supplier



Official Timekeeper





MotorLand Aragon 5.077 m

**Motocard Aragon Round, 5-7 April 2019**  
**Pirelli Best Lap Award**

Points	Points From First	Points From Previous	February 24	March 17	April 7	April 14	May 12	June 9	June 23	July 7	July 14	September 8	September 24	October 13	October 26
			PHILLIP ISLAND	BURIRAM	ARAGON	ASSEN	IMOLA	JEREZ	MISANO	DONINGTON PARK	LAGUNA SECA	PORTIMAO	MAGNY COURS	VILLICUM	LOSAIL
<b>1</b> BAUTISTA Alvaro (ESP)	<b>5</b>		1 1	1 1	1										

06/04/2019 First Line: Race 1 & 2 - Second Line: Tissot Superpole Race

These data/results cannot be reproduced, stored and/or transmitted in whole or in part by any manner of electronic, mechanical, photocopying, recording, broadcasting or otherwise now known or herein after developed without the previous express consent by the copyright owner, except for reproduction in daily press and regular printed publications on sale to the public within 60 days of the event related to those data/results and always provided that copyright symbol appears together as follows below.

© DORNA WSBK ORGANIZATION Srl 2019

FKR PERUGIA TIMING



Official Tyre Supplier



Official Timekeeper